APPENDIX H

Preliminary Drainage Report
For
Tentative Tract No. 37884
City of Indio
County of Riverside

Prepared Date: March 2020

Prepared for

Ave. 50 Indio, LLC
180 North Riverview Drive, Suite 100
Anaheim, CA 92808

GHA Companies
30875 Date Palm Drive, Suite C-2
Cathedral City, CA 92234

Prepared by

MDS Consulting
41-865 Boardwalk, Suite 218
Palm Desert, CA 92211

Preliminary Drainage Report
For
Tentative Tract No. 37884
City of Indio
County of Riverside

Prepared Date: March 2020

Prepared For:
Ave. 50 Indio, LLC
108 N. Riverview Drive, Suite 100
Anaheim, CA 92808-1225
714/528-9864

GHA Companies
30875 Date Palm Drive, Suite C-2
Cathedral City, CA 92234
760/969-1400

Prepared By:
MDS Consulting
41-865 Boardwalk, Suite 218
Palm Desert, CA 92211
(760) 674-5776

REGISTERED PROFESSIONAL ENGINEER
FELDRONIO ESPERANZA
No. 55246
CIVIL
STATE OF CALIFORNIA

March 31, 2020

Feldronio Esperanza RCE 55246 Date

MDS CONSULTING
MORSE SCHULTZ
17320 Redhill Ave.
Suite 350
Irvine, CA 92614
Voice: 949-251-8821
FAX: 949-251-0516
PLANNERS ENGINEERS SURVEYORS

Preliminary Drainage Report For Tentative Tract No. 37884

City of Indio, County of Riverside

JN 912-00
March 2020

TABLE OF CONTENTS

A. Site/Project Description/Discussion
- Discussion
- Tentative Tract Map
- Basin – Stage, Storage & Discharge Table
- Rational Method, Unit Hydrograph/Routing Results Summary

B. Rational Method Hydrology Calculations
- 10-Year Storm
- 100-Year Storm

C. Unit Hydrograph
- 1-hr / 100-year
- 3-hr / 100-year
- 6-hr / 100-year
- 24-hr / 100-year

D. Storm Routing Calculations
- 1-hr / 100-year
- 3-hr / 100-year
- 6-hr / 100-year
- 24-hr / 100-year

E. References and Map
- Point Precipitation Frequency, NOAA Atlas 14, Vol. 6, Ver. 2
- Soils Group Map
- Infiltration Report
- Hydrology Map

A. Site/Project Description/Discussion

The project site is located in the city of Indio, county of Riverside. It is located along Avenue 50 between Jefferson Street and Madison Street. The site is currently vacant and is flat draining from north to south @0.3%. There are no existing storm drain system nearby. One hundred and three single family residential, recreation center, pool, open area and 6 retention basin are proposed on this 44.5 acre project site.

Advanced Engineering Software (AES) was used in running the Rational Method Hydrology. Civil Design software was used in running the synthetic unit hydrograph and storm routing. Parameters used for calculations are per the Riverside County Flood Control and Water Conservation District Hydrology Manual. The Point Precipitations used are based on data from NOAA Atlas 14, Volume 6, Version 2, a copy of the data is included in this report. A copy of the soil type within the project site is also included in this report.

Tentative Tract No. 37884 - Retention Basin "AA"

Depth (feet)	Area ($feet^2$)	2 Area ($feet^2$)	Avg Area ($feet^2$)	Volume (acre-feet)	Cummulative Volume (acre-feet)	Ouflow Infiltration ($feet^3$ / sec)	Ouflow MaxWell ($feet^3$ / sec)	Total Ouflow ($feet^3$ / sec)
6.00	39,330				3.8850	0.910	0.1	1.010
		73,700	36,850	0.8460				
5.00	34,370				3.0390	0.796	0.1	0.896
		65,420	32,710	0.7509				
4.00	31,050				2.2881	0.719	0.1	0.819
		58,930	29,465	0.6764				
3.00	27,880				1.6117	0.645	0.1	0.745
		52,760	26,380	0.6056				
2.00	24,880				1.0061	0.576	0.1	0.676
		46,800	23,400	0.5372				
1.00	21,920				0.4689	0.507	0.1	0.607
		40,850	20,425	0.4689				
0.00	18,930				0.0000			

Notes:

1. Maximum infitration rate per City Std. Plan 310 = 1 inch/hour

Tentative Tract No. 37884 - Retention Basin "BB"

Depth (feet)	Area ($feet^2$)	2 Area ($feet^2$)	Avg Area ($feet^2$)	Volume (acre-feet)	Cummulative Volume (acre-feet)	Outflow Infiltration (feet3 / sec)	Outflow MaxWell (feet3 / sec)	Total Infiltration (feet3 / sec)
5.00	65,590				3.3698	1.52	0.10	1.62
		107,350	53,675	1.2322				
4.00	41,760				2.1376	0.97	0.10	1.07
		67,210	33,605	0.7715				
3.00	25,450				1.3662	0.59	0.10	0.69
		47,130	23,565	0.5410				
2.00	21,680				0.8252	0.50	0.10	0.60
		39,640	19,820	0.4550				
1.00	17,960				0.3702	0.42	0.10	0.52
		32,250	16,125	0.3702				
0.00	14,290				0.0000			

Notes:

1. Maximum infitration rate per City Std. Plan 310 = 1 inch/hour
1. MaxWell Plus = 0.1 cu.ft./sec

Tentative Tract No. 37884 - Retention Basin "CC"

Depth (feet)	Area ($feet^2$)	2 Area ($feet^2$)	Avg Area ($feet^2$)	Volume (acre-feet)	Cummulative Volume (acre-feet)	Ouflow Infiltration ($feet^3$ / sec)	Ouflow MaxWell ($feet^3$ / sec	Total Ouflow ($feet^3$ / sec
4.00	23,890				1.8757	0.55	0.10	0.65
		45,880	22,940	0.5266				
3.00	21,990				1.3491	0.51	0.10	0.61
		43,120	21,560	0.4949				
2.00	21,130				0.8541	0.49	0.10	0.59
		39,470	19,735	0.4531				
1.00	18,340				0.4011	0.42	0.10	0.52
		34,940	17,470	0.4011				
0.00	16,600				0.0000			

Notes:

1. Maximum infitration rate per City Std. Plan 310 = 1 inch/hour

Tentative Tract No. 37884 - Retention Basin "DD"

Depth (feet)	Area ($feet^2$)	2 Area ($feet^2$)	Avg Area ($feet^2$)	Volume (acre-feet)	Cummulative Volume (acre-feet)	Ouflow Infiltration ($feet^3$ / sec)	Ouflow MaxWell ($feet^3$ / sec)	Total Ouflow ($feet^3$ / sec)
3.00	12,310				0.5719	0.28	0.10	0.38
		21,630	10,815	0.2483				
2.00	9,320				0.3236	0.22	0.10	0.32
		16,200	8,100	0.1860				
1.00	6,880				0.1376	0.16	0.10	0.26
		11,990	5,995	0.1376				
0.00	5,110				0.0000			

Notes:

1. Maximum infitration rate per City Std. Plan 310 = 1 inch/hour

Tentative Tract No. 37884 - Retention Basin "EE"

Depth (feet)	Area ($feet^2$)	2 Area ($feet^2$)	Avg Area ($feet^2$)	Volume basin (acre-feet)	Volume rocks 40% void (acre-feet)	Volume 48" pipe 660 lf (acre-feet)	Total Volume (acre-feet)	Cummulative Volume (acre-feet)	Ouflow MaxWell ($feet^3$ / sec)	Ouflow Infiltration ($feet^3$ / sec)	Total Ouflow ($feet^3$ / sec)
9.00	12,610			0.2377			0.2377	0.7730	0.10	0.29	0.39
		20,710	10,355								
8.00	8,100			0.1579			0.1579	0.5353	0.10	0.19	0.29
		13,760	6,880								
7.00	5,660			0.0955			0.0955	0.3773	0.10	0.13	0.23
		8,320	4,160								
6.00	2,660				0.0127	0.0664	0.0791	0.2818	0.10	0.06	0.16
5.00	1,330				0.0075	0.0664	0.0739	0.2028	0.10	0.03	0.13
4.00	1,330				0.0046	0.0534	0.0580	0.1289	0.10	0.03	0.13
3.00	1,330				0.0046	0.0332	0.0378	0.0709	0.10	0.03	0.13
2.00	1,330				0.0075	0.0130	0.0205	0.0332	0.10	0.03	0.13
1.00	1,330				0.0127	0.0000	0.0127	0.0127	0.10	0.03	0.13
0.00	1,330				0.0000	0.0000	0.0000	0.0000	0.00	0.00	0.00

Tentative Tract No. 37884 - Retention Basin "FF"

Depth (feet)	Area ($feet^2$)	2 Area ($feet^2$)	Avg Area ($feet^2$)	Volume basin (acre-feet)	Volume rocks 40% void (acre-feet)	Volume 48" pipe 700 lf (acre-feet)	Total Volume (acre-feet)	Cummulative Volume (acre-feet)	Ouflow MaxWell ($feet^3$ / sec)	Ouflow Infiltration ($feet^3$ / sec)	Total Ouflow ($feet^3$ / sec)
8.00	6,000			0.1172			0.1172	0.3167	0.10	0.14	0.24
		10,210	5,105								
7.00	4,210			0.0769			0.0769	0.1995	0.10	0.10	0.20
		6,700	3,350								
6.00	2,490				0.0055	0.0289	0.0344	0.1226	0.10	0.06	0.16
5.00	612				0.0033	0.0289	0.0321	0.0882	0.10	0.01	0.11
4.00	612				0.0020	0.0232	0.0252	0.0560	0.10	0.01	0.11
3.00	612				0.0020	0.0144	0.0164	0.0308	0.10	0.01	0.11
2.00	612				0.0033	0.0056	0.0089	0.0144	0.10	0.01	0.11
1.00	612				0.0055	0.0000	0.0055	0.0055	0.10	0.01	0.11
0.00	612				0.0000	0.0000	0.0000	0.0000	0.00	0.00	0.00

Tentative Tract No. 37 - Retention Basin Design Summary and Hydrology Results (jn: 912-00 1/28/2020)

Basin #	Basin Design							Drainage Area	Rational Method	Unit Hydrograph Results							
										1-hour		3-hour		6-hour		24-hour	
	Bottom Elevation	Top Elevation	Depth (ft)	Volume (cu.ft.)	Volume (ac-ft)	Additional Pipe Volume (ac-ft)	Total Volume Provided (ac-ft)	(ac)	Q100 (cfs)	Q100 (cfs)	Flood Volume (ac-ft)	Q100 (cfs)	Flood Volume (ac-ft)	Q100 (cfs)	Flood Volume (ac-ft)	Q100 (cfs)	Flood Volume (ac-ft)
AA	23.00	29.00	6.0	169,231	3.8850	0	3.8850	16.88	34.8	56.5	1.5519	26.6	1.5950	21.9	1.8670	5.1	2.3146
BB	22.00	27.00	5.0	146,788	3.3698	0	3.3698	10.31	23.7	36.9	0.9446	16.5	0.0497	13.6	0.2107	3.1	1.4119
CC	23.00	27.00	4.0	81,705	1.8757	0	1.8757	8.92	21.7	30.0	0.8962	14.8	1.0335	12.4	1.0329	3.5	1.3181
DD	24.00	27.00	3.0	24,912	0.5719	0	0.5719	3.73	11.0	12.9	0.4076	6.6	0.5265	5.6	0.5826	1.8	0.7729
EE	23.00	26.00	3.0	21,397	0.4912	0.2818	0.7730	4.49	14.1	10.5	0.4739	6.1	0.5868	5.1	0.6097	1.8	0.8102
FF	24.00	26.00	2.0	8,455	0.1941	0.1226	0.3167	1.01	3.2	3.8	0.114	1.8	0.1457	1.6	0.1641	0.5	0.2299

Basin #	Storm Routing Results							
	1-hour		3-hour		6-hour		24-hour	
	depth (ft)	dewater time (hrs)	depth (ft)	dewater time (hrs)	depth (ft)	dewater time (hrs)	depth (ft)	dewater time (hrs)
AA	2.8	41.50	2.8	43.33	**3.1**	49.42	2.9	62.17
BB	2.2	27.08	2.1	28.58	**2.3**	33.08	2.0	43.42
CC	2.0	26.75	**2.2**	30.58	2.1	32.75	2.0	43.92
DD	2.3	17.58	2.6	22.50	**2.7**	32.83	**2.7**	38.25
EE	7.8	33.08	8.2	38.50	8.2	26.17	**8.3**	54.25
FF	6.1	11.25	**6.3**	14.33	**6.3**	17.00	6.1	24.33

B

B. Rational Method Hydrology Calculations

- 10-Year Storm
- 100-Year Storm

```
____________________________________________________________________________
****************************************************************************
            RATIONAL METHOD HYDROLOGY COMPUTER PROGRAM BASED ON
        RIVERSIDE COUNTY FLOOD CONTROL & WATER CONSERVATION DISTRICT
                      (RCFC&WCD)  1978 HYDROLOGY MANUAL
         (c) Copyright 1982-2016 Advanced Engineering Software (aes)
                      (Rational Tabling Version 23.0)
                   Release Date: 07/01/2016  License ID 1269

                          Analysis prepared by:




 ************************* DESCRIPTION OF STUDY *************************
* Tentative Tract No. 37884                                             *
* Preliminary Hydrology Study                                           *
* jn:91200                                                              *
 *************************************************************************

  FILE NAME: 91200.DAT
  TIME/DATE OF STUDY: 14:33 03/25/2020
----------------------------------------------------------------------------
  USER SPECIFIED HYDROLOGY AND HYDRAULIC MODEL INFORMATION:
----------------------------------------------------------------------------
  USER SPECIFIED STORM EVENT(YEAR) =   10.00
  SPECIFIED MINIMUM PIPE SIZE(INCH) =  18.00
  SPECIFIED PERCENT OF GRADIENTS(DECIMAL) TO USE FOR FRICTION SLOPE = 0.95
  2-YEAR, 1-HOUR PRECIPITATION(INCH) =  0.352
  100-YEAR, 1-HOUR PRECIPITATION(INCH) =  1.460
  COMPUTED RAINFALL INTENSITY DATA:
  STORM EVENT =   10.00   1-HOUR INTENSITY(INCH/HOUR) =   0.816
  SLOPE OF INTENSITY DURATION CURVE = 0.6000
  RCFC&WCD HYDROLOGY MANUAL "C"-VALUES USED FOR RATIONAL METHOD
  NOTE: COMPUTE CONFLUENCE VALUES ACCORDING TO RCFC&WCD HYDROLOGY MANUAL
        AND IGNORE OTHER CONFLUENCE COMBINATIONS FOR DOWNSTREAM ANALYSES
  *USER-DEFINED STREET-SECTIONS FOR COUPLED PIPEFLOW AND STREETFLOW MODEL*
     HALF-  CROWN TO   STREET-CROSSFALL:   CURB  GUTTER-GEOMETRIES:  MANNING
     WIDTH  CROSSFALL  IN-  / OUT-/PARK-  HEIGHT  WIDTH  LIP   HIKE  FACTOR
NO.   (FT)     (FT)    SIDE / SIDE/ WAY    (FT)    (FT)  (FT)  (FT)    (n)
===  =====  =========  ================  ======  ===== ====== ===== =======
  1   30.0     20.0    0.018/0.018/0.020   0.67    2.00 0.0313 0.167 0.0150

  GLOBAL STREET FLOW-DEPTH CONSTRAINTS:
    1. Relative Flow-Depth =  0.00 FEET
       as (Maximum Allowable Street Flow Depth) - (Top-of-Curb)
    2. (Depth)*(Velocity) Constraint =  6.0 (FT*FT/S)
  *SIZE PIPE WITH A FLOW CAPACITY GREATER THAN
   OR EQUAL TO THE UPSTREAM TRIBUTARY PIPE.*

****************************************************************************
  FLOW PROCESS FROM NODE      1.00 TO NODE      1.50 IS CODE =  21
----------------------------------------------------------------------------
  >>>>>RATIONAL METHOD INITIAL SUBAREA ANALYSIS<<<<<
============================================================================
         ASSUMED INITIAL SUBAREA UNIFORM
         DEVELOPMENT IS SINGLE FAMILY(1/2 ACRE)
  TC = K*[(LENGTH**3)/(ELEVATION CHANGE)]**.2
  INITIAL SUBAREA FLOW-LENGTH(FEET) =   404.00
  UPSTREAM ELEVATION(FEET) =     32.30
  DOWNSTREAM ELEVATION(FEET) =     28.40
  ELEVATION DIFFERENCE(FEET) =      3.90
  TC = 0.422*[(  404.00**3)/(     3.90)]**.2 =   11.777
    10 YEAR RAINFALL INTENSITY(INCH/HOUR) =  2.167
  SINGLE-FAMILY(1/2 ACRE LOT) RUNOFF COEFFICIENT = .5940
  SOIL CLASSIFICATION IS "A"
  SUBAREA RUNOFF(CFS) =      2.86
  TOTAL AREA(ACRES) =      2.22   TOTAL RUNOFF(CFS) =      2.86

****************************************************************************
  FLOW PROCESS FROM NODE      2.00 TO NODE      2.00 IS CODE =  81
----------------------------------------------------------------------------
  >>>>>ADDITION OF SUBAREA TO MAINLINE PEAK FLOW<<<<<
============================================================================
    10 YEAR RAINFALL INTENSITY(INCH/HOUR) =  2.167
  SINGLE-FAMILY(1/2 ACRE LOT) RUNOFF COEFFICIENT = .7240
  SOIL CLASSIFICATION IS "B"
```

```
  SUBAREA AREA(ACRES) =    0.27   SUBAREA RUNOFF(CFS) =    0.42
  TOTAL AREA(ACRES) =        2.5   TOTAL RUNOFF(CFS) =       3.28
  TC(MIN.) =   11.78

****************************************************************************
  FLOW PROCESS FROM NODE      1.50 TO NODE      1.90 IS CODE =  31
----------------------------------------------------------------------------
  >>>>>COMPUTE PIPE-FLOW TRAVEL TIME THRU SUBAREA<<<<<
  >>>>>USING COMPUTER-ESTIMATED PIPESIZE (NON-PRESSURE FLOW)<<<<<
============================================================================
  ELEVATION DATA: UPSTREAM(FEET) =    21.30  DOWNSTREAM(FEET) =    19.00
  FLOW LENGTH(FEET) =   270.00   MANNING'S N =  0.013
  ESTIMATED PIPE DIAMETER(INCH) INCREASED TO 18.000
  DEPTH OF FLOW IN  18.0 INCH PIPE IS   7.3 INCHES
  PIPE-FLOW VELOCITY(FEET/SEC.) =   4.86
  ESTIMATED PIPE DIAMETER(INCH) =  18.00    NUMBER OF PIPES =   1
  PIPE-FLOW(CFS) =       3.28
  PIPE TRAVEL TIME(MIN.) =   0.93    Tc(MIN.) =   12.70
  LONGEST FLOWPATH FROM NODE      1.00 TO NODE      1.90 =     674.00 FEET.

****************************************************************************
  FLOW PROCESS FROM NODE      1.90 TO NODE      1.90 IS CODE =  10
----------------------------------------------------------------------------
  >>>>>MAIN-STREAM MEMORY COPIED ONTO MEMORY BANK # 1 <<<<<
============================================================================

+--------------------------------------------------------------------------+
|                                                                          |
|                                                                          |
|                                                                          |
+--------------------------------------------------------------------------+

****************************************************************************
  FLOW PROCESS FROM NODE      2.00 TO NODE      2.50 IS CODE =  21
----------------------------------------------------------------------------
  >>>>>RATIONAL METHOD INITIAL SUBAREA ANALYSIS<<<<<
============================================================================
         ASSUMED INITIAL SUBAREA UNIFORM
         DEVELOPMENT IS SINGLE FAMILY (1/4 ACRE)
  TC = K*[(LENGTH**3)/(ELEVATION CHANGE)]**.2
  INITIAL SUBAREA FLOW-LENGTH(FEET) =   618.00
  UPSTREAM ELEVATION(FEET) =     33.00
  DOWNSTREAM ELEVATION(FEET) =     27.70
  ELEVATION DIFFERENCE(FEET) =      5.30
  TC = 0.393*[(  618.00**3)/(     5.30)]**.2 =   13.295
    10 YEAR RAINFALL INTENSITY(INCH/HOUR) =  2.015
  SINGLE-FAMILY(1/4 ACRE LOT) RUNOFF COEFFICIENT = .6370
  SOIL CLASSIFICATION IS "A"
  SUBAREA RUNOFF(CFS) =      6.01
  TOTAL AREA(ACRES) =      4.68   TOTAL RUNOFF(CFS) =      6.01

****************************************************************************
  FLOW PROCESS FROM NODE      2.50 TO NODE      3.50 IS CODE =  31
----------------------------------------------------------------------------
  >>>>>COMPUTE PIPE-FLOW TRAVEL TIME THRU SUBAREA<<<<<
  >>>>>USING COMPUTER-ESTIMATED PIPESIZE (NON-PRESSURE FLOW)<<<<<
============================================================================
  ELEVATION DATA: UPSTREAM(FEET) =    21.70  DOWNSTREAM(FEET) =    21.20
  FLOW LENGTH(FEET) =   145.00   MANNING'S N =  0.013
  DEPTH OF FLOW IN  18.0 INCH PIPE IS  14.7 INCHES
  PIPE-FLOW VELOCITY(FEET/SEC.) =   3.88
  ESTIMATED PIPE DIAMETER(INCH) =  18.00    NUMBER OF PIPES =   1
  PIPE-FLOW(CFS) =       6.01
  PIPE TRAVEL TIME(MIN.) =   0.62    Tc(MIN.) =   13.92
  LONGEST FLOWPATH FROM NODE      2.00 TO NODE      3.50 =     763.00 FEET.

****************************************************************************
  FLOW PROCESS FROM NODE      3.50 TO NODE      3.50 IS CODE =   1
----------------------------------------------------------------------------
  >>>>>DESIGNATE INDEPENDENT STREAM FOR CONFLUENCE<<<<<
============================================================================
  TOTAL NUMBER OF STREAMS =  2
  CONFLUENCE VALUES USED FOR INDEPENDENT STREAM  1 ARE:
  TIME OF CONCENTRATION(MIN.) =   13.92
  RAINFALL INTENSITY(INCH/HR) =   1.96
  TOTAL STREAM AREA(ACRES) =     4.68
  PEAK FLOW RATE(CFS) AT CONFLUENCE =      6.01

****************************************************************************
```

```
  FLOW PROCESS FROM NODE      3.00 TO NODE      3.50 IS CODE =  21
----------------------------------------------------------------------------
  >>>>>RATIONAL METHOD INITIAL SUBAREA ANALYSIS<<<<<
============================================================================
         ASSUMED INITIAL SUBAREA UNIFORM
         DEVELOPMENT IS SINGLE FAMILY(1/2 ACRE)
  TC = K*[(LENGTH**3)/(ELEVATION CHANGE)]**.2
  INITIAL SUBAREA FLOW-LENGTH(FEET) =   909.00
  UPSTREAM ELEVATION(FEET) =     33.40
  DOWNSTREAM ELEVATION(FEET) =     27.50
  ELEVATION DIFFERENCE(FEET) =      5.90
  TC = 0.422*[(  909.00**3)/(     5.90)]**.2 =   17.635
    10 YEAR RAINFALL INTENSITY(INCH/HOUR) =  1.701
  SINGLE-FAMILY(1/2 ACRE LOT) RUNOFF COEFFICIENT = .5626
  SOIL CLASSIFICATION IS "A"
  SUBAREA RUNOFF(CFS) =      3.30
  TOTAL AREA(ACRES) =      3.45   TOTAL RUNOFF(CFS) =      3.30

****************************************************************************
  FLOW PROCESS FROM NODE      3.50 TO NODE      3.50 IS CODE =  81
----------------------------------------------------------------------------
  >>>>>ADDITION OF SUBAREA TO MAINLINE PEAK FLOW<<<<<
============================================================================
    10 YEAR RAINFALL INTENSITY(INCH/HOUR) =  1.701
  SINGLE-FAMILY(1/2 ACRE LOT) RUNOFF COEFFICIENT = .6942
  SOIL CLASSIFICATION IS "B"
  SUBAREA AREA(ACRES) =    0.50   SUBAREA RUNOFF(CFS) =    0.59
  TOTAL AREA(ACRES) =        4.0   TOTAL RUNOFF(CFS) =       3.89
  TC(MIN.) =   17.64

****************************************************************************
  FLOW PROCESS FROM NODE      3.50 TO NODE      3.50 IS CODE =   1
----------------------------------------------------------------------------
  >>>>>DESIGNATE INDEPENDENT STREAM FOR CONFLUENCE<<<<<
  >>>>>AND COMPUTE VARIOUS CONFLUENCED STREAM VALUES<<<<<
============================================================================
  TOTAL NUMBER OF STREAMS =  2
  CONFLUENCE VALUES USED FOR INDEPENDENT STREAM  2 ARE:
  TIME OF CONCENTRATION(MIN.) =   17.64
  RAINFALL INTENSITY(INCH/HR) =   1.70
  TOTAL STREAM AREA(ACRES) =     3.95
  PEAK FLOW RATE(CFS) AT CONFLUENCE =      3.89

  ** CONFLUENCE DATA **
  STREAM     RUNOFF       Tc      INTENSITY      AREA
  NUMBER      (CFS)     (MIN.)   (INCH/HOUR)    (ACRE)
      1        6.01    13.92        1.961          4.68
      2        3.89    17.64        1.701          3.95

 ********************************WARNING*********************************
  IN THIS COMPUTER PROGRAM, THE CONFLUENCE VALUE USED IS BASED
  ON THE RCFC&WCD FORMULA OF PLATE D-1 AS DEFAULT VALUE. THIS FORMULA
  WILL NOT NECESSARILY RESULT IN THE MAXIMUM VALUE OF PEAK FLOW.
 ****************************************************************************

  RAINFALL INTENSITY AND TIME OF CONCENTRATION RATIO
  CONFLUENCE FORMULA USED FOR  2 STREAMS.

  ** PEAK FLOW RATE TABLE **
  STREAM     RUNOFF      Tc      INTENSITY
  NUMBER      (CFS)    (MIN.)   (INCH/HOUR)
      1        9.08    13.92       1.961
      2        9.10    17.64       1.701

  COMPUTED CONFLUENCE ESTIMATES ARE AS FOLLOWS:
  PEAK FLOW RATE(CFS) =       9.08   Tc(MIN.) =   13.92
  TOTAL AREA(ACRES) =        8.6
  LONGEST FLOWPATH FROM NODE      3.00 TO NODE      3.50 =     909.00 FEET.

****************************************************************************
  FLOW PROCESS FROM NODE      3.50 TO NODE      4.70 IS CODE =  31
----------------------------------------------------------------------------
  >>>>>COMPUTE PIPE-FLOW TRAVEL TIME THRU SUBAREA<<<<<
  >>>>>USING COMPUTER-ESTIMATED PIPESIZE (NON-PRESSURE FLOW)<<<<<
============================================================================
  ELEVATION DATA: UPSTREAM(FEET) =    21.20  DOWNSTREAM(FEET) =    19.70
  FLOW LENGTH(FEET) =   480.00   MANNING'S N =  0.013
  DEPTH OF FLOW IN  24.0 INCH PIPE IS  15.3 INCHES
  PIPE-FLOW VELOCITY(FEET/SEC.) =   4.29
```

```
  ESTIMATED PIPE DIAMETER(INCH) =  24.00    NUMBER OF PIPES =   1
  PIPE-FLOW(CFS) =       9.08
  PIPE TRAVEL TIME(MIN.) =   1.86    Tc(MIN.) =   15.78
  LONGEST FLOWPATH FROM NODE      3.00 TO NODE      4.70 =    1389.00 FEET.

****************************************************************************
  FLOW PROCESS FROM NODE      4.70 TO NODE      4.70 IS CODE =   1
----------------------------------------------------------------------------
  >>>>>DESIGNATE INDEPENDENT STREAM FOR CONFLUENCE<<<<<
============================================================================
  TOTAL NUMBER OF STREAMS =  3
  CONFLUENCE VALUES USED FOR INDEPENDENT STREAM  1 ARE:
  TIME OF CONCENTRATION(MIN.) =   15.78
  RAINFALL INTENSITY(INCH/HR) =   1.82
  TOTAL STREAM AREA(ACRES) =     8.63
  PEAK FLOW RATE(CFS) AT CONFLUENCE =      9.08

****************************************************************************
  FLOW PROCESS FROM NODE      4.00 TO NODE      4.70 IS CODE =  21
----------------------------------------------------------------------------
  >>>>>RATIONAL METHOD INITIAL SUBAREA ANALYSIS<<<<<
============================================================================
         ASSUMED INITIAL SUBAREA UNIFORM
         DEVELOPMENT IS SINGLE FAMILY(1/2 ACRE)
  TC = K*[(LENGTH**3)/(ELEVATION CHANGE)]**.2
  INITIAL SUBAREA FLOW-LENGTH(FEET) =   865.00
  UPSTREAM ELEVATION(FEET) =     33.40
  DOWNSTREAM ELEVATION(FEET) =     27.50
  ELEVATION DIFFERENCE(FEET) =      5.90
  TC = 0.422*[(  865.00**3)/(     5.90)]**.2 =   17.118
    10 YEAR RAINFALL INTENSITY(INCH/HOUR) =  1.732
  SINGLE-FAMILY(1/2 ACRE LOT) RUNOFF COEFFICIENT = .5648
  SOIL CLASSIFICATION IS "A"
  SUBAREA RUNOFF(CFS) =      3.00
  TOTAL AREA(ACRES) =      3.07   TOTAL RUNOFF(CFS) =      3.00

****************************************************************************
  FLOW PROCESS FROM NODE      4.70 TO NODE      4.70 IS CODE =  81
----------------------------------------------------------------------------
  >>>>>ADDITION OF SUBAREA TO MAINLINE PEAK FLOW<<<<<
============================================================================
    10 YEAR RAINFALL INTENSITY(INCH/HOUR) =  1.732
  SINGLE-FAMILY(1/2 ACRE LOT) RUNOFF COEFFICIENT = .6965
  SOIL CLASSIFICATION IS "B"
  SUBAREA AREA(ACRES) =    0.10   SUBAREA RUNOFF(CFS) =    0.12
  TOTAL AREA(ACRES) =        3.2   TOTAL RUNOFF(CFS) =       3.12
  TC(MIN.) =   17.12

****************************************************************************
  FLOW PROCESS FROM NODE      4.70 TO NODE      4.70 IS CODE =   1
----------------------------------------------------------------------------
  >>>>>DESIGNATE INDEPENDENT STREAM FOR CONFLUENCE<<<<<
============================================================================
  TOTAL NUMBER OF STREAMS =  3
  CONFLUENCE VALUES USED FOR INDEPENDENT STREAM  2 ARE:
  TIME OF CONCENTRATION(MIN.) =   17.12
  RAINFALL INTENSITY(INCH/HR) =   1.73
  TOTAL STREAM AREA(ACRES) =     3.17
  PEAK FLOW RATE(CFS) AT CONFLUENCE =      3.12

****************************************************************************
  FLOW PROCESS FROM NODE      4.20 TO NODE      4.70 IS CODE =  21
----------------------------------------------------------------------------
  >>>>>RATIONAL METHOD INITIAL SUBAREA ANALYSIS<<<<<
============================================================================
         ASSUMED INITIAL SUBAREA UNIFORM
         DEVELOPMENT IS SINGLE FAMILY(1/2 ACRE)
  TC = K*[(LENGTH**3)/(ELEVATION CHANGE)]**.2
  INITIAL SUBAREA FLOW-LENGTH(FEET) =   480.00
  UPSTREAM ELEVATION(FEET) =     31.60
  DOWNSTREAM ELEVATION(FEET) =     27.50
  ELEVATION DIFFERENCE(FEET) =      4.10
  TC = 0.422*[(  480.00**3)/(     4.10)]**.2 =   12.930
    10 YEAR RAINFALL INTENSITY(INCH/HOUR) =  2.049
  SINGLE-FAMILY(1/2 ACRE LOT) RUNOFF COEFFICIENT = .5866
  SOIL CLASSIFICATION IS "A"
  SUBAREA RUNOFF(CFS) =      1.91
  TOTAL AREA(ACRES) =      1.59   TOTAL RUNOFF(CFS) =      1.91
```

```
****************************************************************************
  FLOW PROCESS FROM NODE      4.70 TO NODE      4.70 IS CODE =   1
----------------------------------------------------------------------------
  >>>>>DESIGNATE INDEPENDENT STREAM FOR CONFLUENCE<<<<<
  >>>>>AND COMPUTE VARIOUS CONFLUENCED STREAM VALUES<<<<<
============================================================================
  TOTAL NUMBER OF STREAMS =  3
  CONFLUENCE VALUES USED FOR INDEPENDENT STREAM  3 ARE:
  TIME OF CONCENTRATION(MIN.) =   12.93
  RAINFALL INTENSITY(INCH/HR) =   2.05
  TOTAL STREAM AREA(ACRES) =     1.59
  PEAK FLOW RATE(CFS) AT CONFLUENCE =      1.91

  ** CONFLUENCE DATA **
  STREAM     RUNOFF       Tc      INTENSITY      AREA
  NUMBER      (CFS)     (MIN.)   (INCH/HOUR)    (ACRE)
      1        9.08    15.78        1.818          8.63
      2        3.12    17.12        1.732          3.17
      3        1.91    12.93        2.049          1.59

 *********************************WARNING**********************************
  IN THIS COMPUTER PROGRAM, THE CONFLUENCE VALUE USED IS BASED
  ON THE RCFC&WCD FORMULA OF PLATE D-1 AS DEFAULT VALUE. THIS FORMULA
  WILL NOT NECESSARILY RESULT IN THE MAXIMUM VALUE OF PEAK FLOW.
 ***************************************************************************

  RAINFALL INTENSITY AND TIME OF CONCENTRATION RATIO
  CONFLUENCE FORMULA USED FOR  3 STREAMS.

  ** PEAK FLOW RATE TABLE **
  STREAM     RUNOFF      Tc      INTENSITY
  NUMBER      (CFS)    (MIN.)   (INCH/HOUR)
      1       11.71    12.93       2.049
      2       13.66    15.78       1.818
      3       13.39    17.12       1.732

  COMPUTED CONFLUENCE ESTIMATES ARE AS FOLLOWS:
  PEAK FLOW RATE(CFS) =      13.66   Tc(MIN.) =   15.78
  TOTAL AREA(ACRES) =       13.4
  LONGEST FLOWPATH FROM NODE      3.00 TO NODE      4.70 =    1389.00 FEET.

****************************************************************************
  FLOW PROCESS FROM NODE      4.70 TO NODE      4.90 IS CODE =  31
----------------------------------------------------------------------------
  >>>>>COMPUTE PIPE-FLOW TRAVEL TIME THRU SUBAREA<<<<<
  >>>>>USING COMPUTER-ESTIMATED PIPESIZE (NON-PRESSURE FLOW)<<<<<
============================================================================
  ELEVATION DATA: UPSTREAM(FEET) =    19.70  DOWNSTREAM(FEET) =    19.00
  FLOW LENGTH(FEET) =   147.00   MANNING'S N =  0.013
  DEPTH OF FLOW IN  24.0 INCH PIPE IS  17.8 INCHES
  PIPE-FLOW VELOCITY(FEET/SEC.) =   5.48
  ESTIMATED PIPE DIAMETER(INCH) =  24.00    NUMBER OF PIPES =   1
  PIPE-FLOW(CFS) =      13.66
  PIPE TRAVEL TIME(MIN.) =   0.45    Tc(MIN.) =   16.23
  LONGEST FLOWPATH FROM NODE      3.00 TO NODE      4.90 =    1536.00 FEET.

****************************************************************************
  FLOW PROCESS FROM NODE      4.90 TO NODE      4.90 IS CODE =  81
----------------------------------------------------------------------------
  >>>>>ADDITION OF SUBAREA TO MAINLINE PEAK FLOW<<<<<
============================================================================
    10 YEAR RAINFALL INTENSITY(INCH/HOUR) =  1.788
  SINGLE-FAMILY(1-ACRE LOT) RUNOFF COEFFICIENT = .4586
  SOIL CLASSIFICATION IS "A"
  SUBAREA AREA(ACRES) =    0.99   SUBAREA RUNOFF(CFS) =    0.81
  TOTAL AREA(ACRES) =       14.4   TOTAL RUNOFF(CFS) =      14.47
  TC(MIN.) =   16.23

****************************************************************************
  FLOW PROCESS FROM NODE      4.90 TO NODE      1.90 IS CODE =  11
----------------------------------------------------------------------------
  >>>>>CONFLUENCE MEMORY BANK # 1 WITH THE MAIN-STREAM MEMORY<<<<<
============================================================================

  ** MAIN STREAM CONFLUENCE DATA **
  STREAM     RUNOFF      Tc      INTENSITY     AREA
  NUMBER      (CFS)    (MIN.)   (INCH/HOUR)   (ACRE)
      1       14.47    16.23       1.788       14.38
  LONGEST FLOWPATH FROM NODE      3.00 TO NODE      1.90 =    1536.00 FEET.
```

```
  ** MEMORY BANK #  1 CONFLUENCE DATA **
  STREAM     RUNOFF      Tc      INTENSITY     AREA
  NUMBER      (CFS)    (MIN.)   (INCH/HOUR)   (ACRE)
      1        3.28    12.70       2.071        2.49
  LONGEST FLOWPATH FROM NODE      1.00 TO NODE      1.90 =     674.00 FEET.

 ********************************WARNING*********************************
  IN THIS COMPUTER PROGRAM, THE CONFLUENCE VALUE USED IS BASED
  ON THE RCFC&WCD FORMULA OF PLATE D-1 AS DEFAULT VALUE. THIS FORMULA
  WILL NOT NECESSARILY RESULT IN THE MAXIMUM VALUE OF PEAK FLOW.
 ************************************************************************

  ** PEAK FLOW RATE TABLE **
  STREAM    RUNOFF       Tc      INTENSITY
  NUMBER     (CFS)     (MIN.)   (INCH/HOUR)
      1      14.60      12.70        2.071
      2      17.30      16.23        1.788

  COMPUTED CONFLUENCE ESTIMATES ARE AS FOLLOWS:
  PEAK FLOW RATE(CFS) =      17.30   Tc(MIN.) =   16.23
  TOTAL AREA(ACRES) =       16.9

+-----------------------------------------------------------------------+
|                                                                       |
|                                                                       |
|                                                                       |
+-----------------------------------------------------------------------+

****************************************************************************
  FLOW PROCESS FROM NODE      5.00 TO NODE      5.40 IS CODE =  21
----------------------------------------------------------------------------
  >>>>>RATIONAL METHOD INITIAL SUBAREA ANALYSIS<<<<<
============================================================================
         ASSUMED INITIAL SUBAREA UNIFORM
         DEVELOPMENT IS SINGLE FAMILY(1/2 ACRE)
  TC = K*[(LENGTH**3)/(ELEVATION CHANGE)]**.2
  INITIAL SUBAREA FLOW-LENGTH(FEET) =   520.00
  UPSTREAM ELEVATION(FEET) =     32.30
  DOWNSTREAM ELEVATION(FEET) =     27.80
  ELEVATION DIFFERENCE(FEET) =      4.50
  TC = 0.422*[(  520.00**3)/(     4.50)]**.2 =   13.316
    10 YEAR RAINFALL INTENSITY(INCH/HOUR) =  2.013
  SINGLE-FAMILY(1/2 ACRE LOT) RUNOFF COEFFICIENT = .5843
  SOIL CLASSIFICATION IS "A"
  SUBAREA RUNOFF(CFS) =      2.09
  TOTAL AREA(ACRES) =      1.78   TOTAL RUNOFF(CFS) =      2.09

****************************************************************************
  FLOW PROCESS FROM NODE      5.40 TO NODE      5.40 IS CODE =   1
----------------------------------------------------------------------------
  >>>>>DESIGNATE INDEPENDENT STREAM FOR CONFLUENCE<<<<<
============================================================================
  TOTAL NUMBER OF STREAMS =  2
  CONFLUENCE VALUES USED FOR INDEPENDENT STREAM  1 ARE:
  TIME OF CONCENTRATION(MIN.) =   13.32
  RAINFALL INTENSITY(INCH/HR) =   2.01
  TOTAL STREAM AREA(ACRES) =     1.78
  PEAK FLOW RATE(CFS) AT CONFLUENCE =      2.09

****************************************************************************
  FLOW PROCESS FROM NODE      5.10 TO NODE      5.40 IS CODE =  21
----------------------------------------------------------------------------
  >>>>>RATIONAL METHOD INITIAL SUBAREA ANALYSIS<<<<<
============================================================================
         ASSUMED INITIAL SUBAREA UNIFORM
         DEVELOPMENT IS SINGLE FAMILY (1/4 ACRE)
  TC = K*[(LENGTH**3)/(ELEVATION CHANGE)]**.2
  INITIAL SUBAREA FLOW-LENGTH(FEET) =   598.00
  UPSTREAM ELEVATION(FEET) =     32.90
  DOWNSTREAM ELEVATION(FEET) =     27.80
  ELEVATION DIFFERENCE(FEET) =      5.10
  TC = 0.393*[(  598.00**3)/(     5.10)]**.2 =   13.136
    10 YEAR RAINFALL INTENSITY(INCH/HOUR) =  2.030
  SINGLE-FAMILY(1/4 ACRE LOT) RUNOFF COEFFICIENT = .6378
  SOIL CLASSIFICATION IS "A"
  SUBAREA RUNOFF(CFS) =      4.19
  TOTAL AREA(ACRES) =      3.24   TOTAL RUNOFF(CFS) =      4.19
```

```
****************************************************************************
  FLOW PROCESS FROM NODE      5.40 TO NODE      5.40 IS CODE =  81
----------------------------------------------------------------------------
  >>>>>ADDITION OF SUBAREA TO MAINLINE PEAK FLOW<<<<<
============================================================================
    10 YEAR RAINFALL INTENSITY(INCH/HOUR) =  2.030
  SINGLE-FAMILY(1/4 ACRE LOT) RUNOFF COEFFICIENT = .7468
  SOIL CLASSIFICATION IS "B"
  SUBAREA AREA(ACRES) =    0.14   SUBAREA RUNOFF(CFS) =    0.21
  TOTAL AREA(ACRES) =        3.4   TOTAL RUNOFF(CFS) =       4.41
  TC(MIN.) =   13.14

****************************************************************************
  FLOW PROCESS FROM NODE      5.40 TO NODE      5.40 IS CODE =   1
----------------------------------------------------------------------------
  >>>>>DESIGNATE INDEPENDENT STREAM FOR CONFLUENCE<<<<<
  >>>>>AND COMPUTE VARIOUS CONFLUENCED STREAM VALUES<<<<<
============================================================================
  TOTAL NUMBER OF STREAMS =  2
  CONFLUENCE VALUES USED FOR INDEPENDENT STREAM  2 ARE:
  TIME OF CONCENTRATION(MIN.) =   13.14
  RAINFALL INTENSITY(INCH/HR) =   2.03
  TOTAL STREAM AREA(ACRES) =     3.38
  PEAK FLOW RATE(CFS) AT CONFLUENCE =      4.41

  ** CONFLUENCE DATA **
  STREAM     RUNOFF       Tc      INTENSITY      AREA
  NUMBER      (CFS)     (MIN.)   (INCH/HOUR)    (ACRE)
      1        2.09    13.32        2.013          1.78
      2        4.41    13.14        2.030          3.38

 ********************************WARNING*********************************
  IN THIS COMPUTER PROGRAM, THE CONFLUENCE VALUE USED IS BASED
  ON THE RCFC&WCD FORMULA OF PLATE D-1 AS DEFAULT VALUE. THIS FORMULA
  WILL NOT NECESSARILY RESULT IN THE MAXIMUM VALUE OF PEAK FLOW.
 ***************************************************************************

  RAINFALL INTENSITY AND TIME OF CONCENTRATION RATIO
  CONFLUENCE FORMULA USED FOR  2 STREAMS.

  ** PEAK FLOW RATE TABLE **
  STREAM     RUNOFF      Tc      INTENSITY
  NUMBER      (CFS)    (MIN.)   (INCH/HOUR)
      1        6.47    13.14       2.030
      2        6.47    13.32       2.013

  COMPUTED CONFLUENCE ESTIMATES ARE AS FOLLOWS:
  PEAK FLOW RATE(CFS) =       6.47   Tc(MIN.) =   13.14
  TOTAL AREA(ACRES) =        5.2
  LONGEST FLOWPATH FROM NODE      5.10 TO NODE      5.40 =     598.00 FEET.

****************************************************************************
  FLOW PROCESS FROM NODE      5.40 TO NODE      5.70 IS CODE =  61
----------------------------------------------------------------------------
  >>>>>COMPUTE STREET FLOW TRAVEL TIME THRU SUBAREA<<<<<
  >>>>>(STANDARD CURB SECTION USED)<<<<<
============================================================================
  UPSTREAM ELEVATION(FEET) =   27.80  DOWNSTREAM ELEVATION(FEET) =   26.70
  STREET LENGTH(FEET) =   418.00   CURB HEIGHT(INCHES) =  6.0
  STREET HALFWIDTH(FEET) = 18.00

  DISTANCE FROM CROWN TO CROSSFALL GRADEBREAK(FEET) =  13.00
  INSIDE STREET CROSSFALL(DECIMAL) =  0.020
  OUTSIDE STREET CROSSFALL(DECIMAL)  =  0.020

  SPECIFIED NUMBER OF HALFSTREETS CARRYING RUNOFF =  2
  Manning's FRICTION FACTOR for Streetflow Section(curb-to-curb) =   0.0150

    **TRAVEL TIME COMPUTED USING ESTIMATED FLOW(CFS) =       7.71
    STREETFLOW MODEL RESULTS USING ESTIMATED FLOW:
    STREET FLOW DEPTH(FEET) =  0.44
    HALFSTREET FLOOD WIDTH(FEET) =   15.71
    AVERAGE FLOW VELOCITY(FEET/SEC.) =    1.49
    PRODUCT OF DEPTH&VELOCITY(FT*FT/SEC.) =    0.66
  STREET FLOW TRAVEL TIME(MIN.) =   4.68   Tc(MIN.) =   17.81
    10 YEAR RAINFALL INTENSITY(INCH/HOUR) =  1.691
  SINGLE-FAMILY(1/4 ACRE LOT) RUNOFF COEFFICIENT = .6182
  SOIL CLASSIFICATION IS "A"
  SUBAREA AREA(ACRES) =    2.36      SUBAREA RUNOFF(CFS) =    2.47
```

```
  TOTAL AREA(ACRES) =        7.5        PEAK FLOW RATE(CFS) =       8.94

  END OF SUBAREA STREET FLOW HYDRAULICS:
  DEPTH(FEET) = 0.46   HALFSTREET FLOOD WIDTH(FEET) =  16.61
  FLOW VELOCITY(FEET/SEC.) =  1.55   DEPTH*VELOCITY(FT*FT/SEC.) =   0.71
  LONGEST FLOWPATH FROM NODE      5.10 TO NODE      5.70 =    1016.00 FEET.

****************************************************************************
  FLOW PROCESS FROM NODE      5.70 TO NODE      5.90 IS CODE =  31
----------------------------------------------------------------------------
  >>>>>COMPUTE PIPE-FLOW TRAVEL TIME THRU SUBAREA<<<<<
  >>>>>USING COMPUTER-ESTIMATED PIPESIZE (NON-PRESSURE FLOW)<<<<<
============================================================================
  ELEVATION DATA: UPSTREAM(FEET) =    19.70  DOWNSTREAM(FEET) =    17.00
  FLOW LENGTH(FEET) =   165.00   MANNING'S N =  0.013
  DEPTH OF FLOW IN  18.0 INCH PIPE IS  10.9 INCHES
  PIPE-FLOW VELOCITY(FEET/SEC.) =   7.97
  ESTIMATED PIPE DIAMETER(INCH) =  18.00    NUMBER OF PIPES =   1
  PIPE-FLOW(CFS) =       8.94
  PIPE TRAVEL TIME(MIN.) =   0.34    Tc(MIN.) =   18.16
  LONGEST FLOWPATH FROM NODE      5.10 TO NODE      5.90 =    1181.00 FEET.

****************************************************************************
  FLOW PROCESS FROM NODE      5.90 TO NODE      5.90 IS CODE =  81
----------------------------------------------------------------------------
  >>>>>ADDITION OF SUBAREA TO MAINLINE PEAK FLOW<<<<<
============================================================================
    10 YEAR RAINFALL INTENSITY(INCH/HOUR) =  1.672
  SINGLE-FAMILY(1-ACRE LOT) RUNOFF COEFFICIENT = .4472
  SOIL CLASSIFICATION IS "A"
  SUBAREA AREA(ACRES) =    1.20   SUBAREA RUNOFF(CFS) =    0.90
  TOTAL AREA(ACRES) =        8.7   TOTAL RUNOFF(CFS) =       9.84
  TC(MIN.) =   18.16

****************************************************************************
  FLOW PROCESS FROM NODE      5.90 TO NODE      5.90 IS CODE =  10
----------------------------------------------------------------------------
  >>>>>MAIN-STREAM MEMORY COPIED ONTO MEMORY BANK # 2 <<<<<
============================================================================

****************************************************************************
  FLOW PROCESS FROM NODE      6.00 TO NODE      6.50 IS CODE =  21
----------------------------------------------------------------------------
  >>>>>RATIONAL METHOD INITIAL SUBAREA ANALYSIS<<<<<
============================================================================
         ASSUMED INITIAL SUBAREA UNIFORM
         DEVELOPMENT IS SINGLE FAMILY(1/2 ACRE)
  TC = K*[(LENGTH**3)/(ELEVATION CHANGE)]**.2
  INITIAL SUBAREA FLOW-LENGTH(FEET) =   339.00
  UPSTREAM ELEVATION(FEET) =     30.50
  DOWNSTREAM ELEVATION(FEET) =     27.00
  ELEVATION DIFFERENCE(FEET) =      3.50
  TC = 0.422*[(  339.00**3)/(     3.50)]**.2 =   10.832
    10 YEAR RAINFALL INTENSITY(INCH/HOUR) =  2.279
  SINGLE-FAMILY(1/2 ACRE LOT) RUNOFF COEFFICIENT = .6007
  SOIL CLASSIFICATION IS "A"
  SUBAREA RUNOFF(CFS) =      1.60
  TOTAL AREA(ACRES) =      1.17   TOTAL RUNOFF(CFS) =      1.60

****************************************************************************
  FLOW PROCESS FROM NODE      6.50 TO NODE      6.50 IS CODE =  81
----------------------------------------------------------------------------
  >>>>>ADDITION OF SUBAREA TO MAINLINE PEAK FLOW<<<<<
============================================================================
    10 YEAR RAINFALL INTENSITY(INCH/HOUR) =  2.279
  SINGLE-FAMILY(1/2 ACRE LOT) RUNOFF COEFFICIENT = .7299
  SOIL CLASSIFICATION IS "B"
  SUBAREA AREA(ACRES) =    0.50   SUBAREA RUNOFF(CFS) =    0.83
  TOTAL AREA(ACRES) =        1.7   TOTAL RUNOFF(CFS) =       2.43
  TC(MIN.) =   10.83

****************************************************************************
  FLOW PROCESS FROM NODE      6.50 TO NODE      6.90 IS CODE =  31
----------------------------------------------------------------------------
  >>>>>COMPUTE PIPE-FLOW TRAVEL TIME THRU SUBAREA<<<<<
  >>>>>USING COMPUTER-ESTIMATED PIPESIZE (NON-PRESSURE FLOW)<<<<<
============================================================================
  ELEVATION DATA: UPSTREAM(FEET) =    21.00  DOWNSTREAM(FEET) =    17.00
  FLOW LENGTH(FEET) =    34.00   MANNING'S N =  0.013
```

```
  ESTIMATED PIPE DIAMETER(INCH) INCREASED TO 18.000
  DEPTH OF FLOW IN  18.0 INCH PIPE IS   3.2 INCHES
  PIPE-FLOW VELOCITY(FEET/SEC.) =  11.41
  ESTIMATED PIPE DIAMETER(INCH) =  18.00    NUMBER OF PIPES =   1
  PIPE-FLOW(CFS) =       2.43
  PIPE TRAVEL TIME(MIN.) =   0.05    Tc(MIN.) =   10.88
  LONGEST FLOWPATH FROM NODE      6.00 TO NODE      6.90 =     373.00 FEET.

****************************************************************************
  FLOW PROCESS FROM NODE      6.90 TO NODE      5.90 IS CODE =  11
----------------------------------------------------------------------------
  >>>>>CONFLUENCE MEMORY BANK # 2 WITH THE MAIN-STREAM MEMORY<<<<<
============================================================================

  ** MAIN STREAM CONFLUENCE DATA **
  STREAM     RUNOFF      Tc      INTENSITY     AREA
  NUMBER      (CFS)    (MIN.)   (INCH/HOUR)   (ACRE)
      1        2.43    10.88       2.273        1.67
  LONGEST FLOWPATH FROM NODE      6.00 TO NODE      5.90 =     373.00 FEET.

  ** MEMORY BANK #  2 CONFLUENCE DATA **
  STREAM     RUNOFF      Tc      INTENSITY     AREA
  NUMBER      (CFS)    (MIN.)   (INCH/HOUR)   (ACRE)
      1        9.84    18.16       1.672        8.72
  LONGEST FLOWPATH FROM NODE      5.10 TO NODE      5.90 =    1181.00 FEET.

 ********************************WARNING*********************************
  IN THIS COMPUTER PROGRAM, THE CONFLUENCE VALUE USED IS BASED
  ON THE RCFC&WCD FORMULA OF PLATE D-1 AS DEFAULT VALUE. THIS FORMULA
  WILL NOT NECESSARILY RESULT IN THE MAXIMUM VALUE OF PEAK FLOW.
 ***************************************************************************

  ** PEAK FLOW RATE TABLE **
  STREAM    RUNOFF       Tc      INTENSITY
  NUMBER     (CFS)     (MIN.)   (INCH/HOUR)
      1       8.33      10.88        2.273
      2      11.63      18.16        1.672

  COMPUTED CONFLUENCE ESTIMATES ARE AS FOLLOWS:
  PEAK FLOW RATE(CFS) =      11.63   Tc(MIN.) =   18.16
  TOTAL AREA(ACRES) =       10.4

+---------------------------------------------------------------------------+
|                                                                           |
|                                                                           |
|                                                                           |
+---------------------------------------------------------------------------+

****************************************************************************
  FLOW PROCESS FROM NODE      7.00 TO NODE      7.50 IS CODE =  21
----------------------------------------------------------------------------
  >>>>>RATIONAL METHOD INITIAL SUBAREA ANALYSIS<<<<<
============================================================================
         ASSUMED INITIAL SUBAREA UNIFORM
         DEVELOPMENT IS SINGLE FAMILY(1/2 ACRE)
  TC = K*[(LENGTH**3)/(ELEVATION CHANGE)]**.2
  INITIAL SUBAREA FLOW-LENGTH(FEET) =   754.00
  UPSTREAM ELEVATION(FEET) =     32.90
  DOWNSTREAM ELEVATION(FEET) =     27.00
  ELEVATION DIFFERENCE(FEET) =      5.90
  TC = 0.422*[(  754.00**3)/(     5.90)]**.2 =   15.764
    10 YEAR RAINFALL INTENSITY(INCH/HOUR) =  1.819
  SINGLE-FAMILY(1/2 ACRE LOT) RUNOFF COEFFICIENT = .5712
  SOIL CLASSIFICATION IS "A"
  SUBAREA RUNOFF(CFS) =      2.08
  TOTAL AREA(ACRES) =      2.00   TOTAL RUNOFF(CFS) =      2.08

****************************************************************************
  FLOW PROCESS FROM NODE      7.50 TO NODE      7.50 IS CODE =  81
----------------------------------------------------------------------------
  >>>>>ADDITION OF SUBAREA TO MAINLINE PEAK FLOW<<<<<
============================================================================
    10 YEAR RAINFALL INTENSITY(INCH/HOUR) =  1.819
  SINGLE-FAMILY(1/2 ACRE LOT) RUNOFF COEFFICIENT = .7027
  SOIL CLASSIFICATION IS "B"
  SUBAREA AREA(ACRES) =    4.34   SUBAREA RUNOFF(CFS) =    5.55
  TOTAL AREA(ACRES) =        6.3   TOTAL RUNOFF(CFS) =       7.63
  TC(MIN.) =   15.76
```

```
****************************************************************************
  FLOW PROCESS FROM NODE      7.50 TO NODE      7.80 IS CODE =  31
----------------------------------------------------------------------------
  >>>>>COMPUTE PIPE-FLOW TRAVEL TIME THRU SUBAREA<<<<<
  >>>>>USING COMPUTER-ESTIMATED PIPESIZE (NON-PRESSURE FLOW)<<<<<
============================================================================
  ELEVATION DATA: UPSTREAM(FEET) =    20.00  DOWNSTREAM(FEET) =    19.20
  FLOW LENGTH(FEET) =   261.00   MANNING'S N =  0.013
  DEPTH OF FLOW IN  21.0 INCH PIPE IS  15.5 INCHES
  PIPE-FLOW VELOCITY(FEET/SEC.) =   4.02
  ESTIMATED PIPE DIAMETER(INCH) =  21.00    NUMBER OF PIPES =   1
  PIPE-FLOW(CFS) =       7.63
  PIPE TRAVEL TIME(MIN.) =   1.08    Tc(MIN.) =   16.85
  LONGEST FLOWPATH FROM NODE      7.00 TO NODE      7.80 =    1015.00 FEET.

****************************************************************************
  FLOW PROCESS FROM NODE      7.80 TO NODE      7.80 IS CODE =   1
----------------------------------------------------------------------------
  >>>>>DESIGNATE INDEPENDENT STREAM FOR CONFLUENCE<<<<<
============================================================================
  TOTAL NUMBER OF STREAMS =  2
  CONFLUENCE VALUES USED FOR INDEPENDENT STREAM  1 ARE:
  TIME OF CONCENTRATION(MIN.) =   16.85
  RAINFALL INTENSITY(INCH/HR) =   1.75
  TOTAL STREAM AREA(ACRES) =     6.34
  PEAK FLOW RATE(CFS) AT CONFLUENCE =      7.63

****************************************************************************
  FLOW PROCESS FROM NODE      7.60 TO NODE      7.80 IS CODE =  21
----------------------------------------------------------------------------
  >>>>>RATIONAL METHOD INITIAL SUBAREA ANALYSIS<<<<<
============================================================================
         ASSUMED INITIAL SUBAREA UNIFORM
         DEVELOPMENT IS SINGLE FAMILY (1/4 ACRE)
  TC = K*[(LENGTH**3)/(ELEVATION CHANGE)]**.2
  INITIAL SUBAREA FLOW-LENGTH(FEET) =   320.00
  UPSTREAM ELEVATION(FEET) =     29.90
  DOWNSTREAM ELEVATION(FEET) =     27.30
  ELEVATION DIFFERENCE(FEET) =      2.60
  TC = 0.393*[(  320.00**3)/(     2.60)]**.2 =   10.329
    10 YEAR RAINFALL INTENSITY(INCH/HOUR) =  2.345
  SINGLE-FAMILY(1/4 ACRE LOT) RUNOFF COEFFICIENT = .7610
  SOIL CLASSIFICATION IS "B"
  SUBAREA RUNOFF(CFS) =      2.44
  TOTAL AREA(ACRES) =      1.37   TOTAL RUNOFF(CFS) =      2.44

****************************************************************************
  FLOW PROCESS FROM NODE      7.80 TO NODE      7.80 IS CODE =   1
----------------------------------------------------------------------------
  >>>>>DESIGNATE INDEPENDENT STREAM FOR CONFLUENCE<<<<<
  >>>>>AND COMPUTE VARIOUS CONFLUENCED STREAM VALUES<<<<<
============================================================================
  TOTAL NUMBER OF STREAMS =  2
  CONFLUENCE VALUES USED FOR INDEPENDENT STREAM  2 ARE:
  TIME OF CONCENTRATION(MIN.) =   10.33
  RAINFALL INTENSITY(INCH/HR) =   2.34
  TOTAL STREAM AREA(ACRES) =     1.37
  PEAK FLOW RATE(CFS) AT CONFLUENCE =      2.44

  ** CONFLUENCE DATA **
  STREAM     RUNOFF       Tc      INTENSITY      AREA
  NUMBER      (CFS)     (MIN.)   (INCH/HOUR)    (ACRE)
      1        7.63    16.85        1.748          6.34
      2        2.44    10.33        2.345          1.37

 ********************************WARNING*********************************
  IN THIS COMPUTER PROGRAM, THE CONFLUENCE VALUE USED IS BASED
  ON THE RCFC&WCD FORMULA OF PLATE D-1 AS DEFAULT VALUE. THIS FORMULA
  WILL NOT NECESSARILY RESULT IN THE MAXIMUM VALUE OF PEAK FLOW.
 ****************************************************************************

  RAINFALL INTENSITY AND TIME OF CONCENTRATION RATIO
  CONFLUENCE FORMULA USED FOR  2 STREAMS.

  ** PEAK FLOW RATE TABLE **
  STREAM     RUNOFF       Tc      INTENSITY
  NUMBER      (CFS)     (MIN.)   (INCH/HOUR)
      1        7.12    10.33       2.345
      2        9.45    16.85       1.748
```

```
  COMPUTED CONFLUENCE ESTIMATES ARE AS FOLLOWS:
  PEAK FLOW RATE(CFS) =       9.45   Tc(MIN.) =   16.85
  TOTAL AREA(ACRES) =        7.7
  LONGEST FLOWPATH FROM NODE      7.00 TO NODE      7.80 =    1015.00 FEET.

****************************************************************************
  FLOW PROCESS FROM NODE      7.80 TO NODE      7.90 IS CODE =  31
----------------------------------------------------------------------------
  >>>>>COMPUTE PIPE-FLOW TRAVEL TIME THRU SUBAREA<<<<<
  >>>>>USING COMPUTER-ESTIMATED PIPESIZE (NON-PRESSURE FLOW)<<<<<
============================================================================
  ELEVATION DATA: UPSTREAM(FEET) =    19.20  DOWNSTREAM(FEET) =    16.00
  FLOW LENGTH(FEET) =   136.00   MANNING'S N =  0.013
  ESTIMATED PIPE DIAMETER(INCH) INCREASED TO 18.000
  DEPTH OF FLOW IN  18.0 INCH PIPE IS  10.1 INCHES
  PIPE-FLOW VELOCITY(FEET/SEC.) =   9.30
  ESTIMATED PIPE DIAMETER(INCH) =  18.00    NUMBER OF PIPES =   1
  PIPE-FLOW(CFS) =       9.45
  PIPE TRAVEL TIME(MIN.) =   0.24    Tc(MIN.) =   17.09
  LONGEST FLOWPATH FROM NODE      7.00 TO NODE      7.90 =    1151.00 FEET.

****************************************************************************
  FLOW PROCESS FROM NODE      7.90 TO NODE      7.90 IS CODE =  81
----------------------------------------------------------------------------
  >>>>>ADDITION OF SUBAREA TO MAINLINE PEAK FLOW<<<<<
============================================================================
    10 YEAR RAINFALL INTENSITY(INCH/HOUR) =  1.733
  CONDOMINIUM DEVELOPMENT RUNOFF COEFFICIENT = .7813
  SOIL CLASSIFICATION IS "B"
  SUBAREA AREA(ACRES) =    1.21   SUBAREA RUNOFF(CFS) =    1.64
  TOTAL AREA(ACRES) =        8.9   TOTAL RUNOFF(CFS) =      11.09
  TC(MIN.) =   17.09

+--------------------------------------------------------------------------+
|                                                                          |
|                                                                          |
|                                                                          |
+--------------------------------------------------------------------------+

****************************************************************************
  FLOW PROCESS FROM NODE      8.00 TO NODE      8.50 IS CODE =  21
----------------------------------------------------------------------------
  >>>>>RATIONAL METHOD INITIAL SUBAREA ANALYSIS<<<<<
============================================================================
         ASSUMED INITIAL SUBAREA UNIFORM
         DEVELOPMENT IS SINGLE FAMILY (1/4 ACRE)
  TC = K*[(LENGTH**3)/(ELEVATION CHANGE)]**.2
  INITIAL SUBAREA FLOW-LENGTH(FEET) =   528.00
  UPSTREAM ELEVATION(FEET) =     30.60
  DOWNSTREAM ELEVATION(FEET) =     26.00
  ELEVATION DIFFERENCE(FEET) =      4.60
  TC = 0.393*[(  528.00**3)/(     4.60)]**.2 =   12.445
    10 YEAR RAINFALL INTENSITY(INCH/HOUR) =  2.097
  SINGLE-FAMILY(1/4 ACRE LOT) RUNOFF COEFFICIENT = .7501
  SOIL CLASSIFICATION IS "B"
  SUBAREA RUNOFF(CFS) =      4.10
  TOTAL AREA(ACRES) =      2.61   TOTAL RUNOFF(CFS) =      4.10

****************************************************************************
  FLOW PROCESS FROM NODE      8.50 TO NODE      8.70 IS CODE =  31
----------------------------------------------------------------------------
  >>>>>COMPUTE PIPE-FLOW TRAVEL TIME THRU SUBAREA<<<<<
  >>>>>USING COMPUTER-ESTIMATED PIPESIZE (NON-PRESSURE FLOW)<<<<<
============================================================================
  ELEVATION DATA: UPSTREAM(FEET) =    20.50  DOWNSTREAM(FEET) =    20.30
  FLOW LENGTH(FEET) =    44.00   MANNING'S N =  0.013
  ESTIMATED PIPE DIAMETER(INCH) INCREASED TO 18.000
  DEPTH OF FLOW IN  18.0 INCH PIPE IS  10.0 INCHES
  PIPE-FLOW VELOCITY(FEET/SEC.) =   4.08
  ESTIMATED PIPE DIAMETER(INCH) =  18.00    NUMBER OF PIPES =   1
  PIPE-FLOW(CFS) =       4.10
  PIPE TRAVEL TIME(MIN.) =   0.18    Tc(MIN.) =   12.62
  LONGEST FLOWPATH FROM NODE      8.00 TO NODE      8.70 =     572.00 FEET.

****************************************************************************
  FLOW PROCESS FROM NODE      8.70 TO NODE      8.70 IS CODE =  81
----------------------------------------------------------------------------
  >>>>>ADDITION OF SUBAREA TO MAINLINE PEAK FLOW<<<<<
```

```
============================================================================
    10 YEAR RAINFALL INTENSITY(INCH/HOUR) =  2.079
  COMMERCIAL DEVELOPMENT RUNOFF COEFFICIENT = .8698
  SOIL CLASSIFICATION IS "B"
  SUBAREA AREA(ACRES) =    0.23   SUBAREA RUNOFF(CFS) =    0.42
  TOTAL AREA(ACRES) =        2.8   TOTAL RUNOFF(CFS) =       4.52
  TC(MIN.) =   12.62

****************************************************************************
  FLOW PROCESS FROM NODE      8.70 TO NODE      8.70 IS CODE =  81
----------------------------------------------------------------------------
  >>>>>ADDITION OF SUBAREA TO MAINLINE PEAK FLOW<<<<<
============================================================================
    10 YEAR RAINFALL INTENSITY(INCH/HOUR) =  2.079
  SINGLE-FAMILY(1-ACRE LOT) RUNOFF COEFFICIENT = .6587
  SOIL CLASSIFICATION IS "B"
  SUBAREA AREA(ACRES) =    0.19   SUBAREA RUNOFF(CFS) =    0.26
  TOTAL AREA(ACRES) =        3.0   TOTAL RUNOFF(CFS) =       4.78
  TC(MIN.) =   12.62

****************************************************************************
  FLOW PROCESS FROM NODE      8.70 TO NODE      8.80 IS CODE =  31
----------------------------------------------------------------------------
  >>>>>COMPUTE PIPE-FLOW TRAVEL TIME THRU SUBAREA<<<<<
  >>>>>USING COMPUTER-ESTIMATED PIPESIZE (NON-PRESSURE FLOW)<<<<<
============================================================================
  ELEVATION DATA: UPSTREAM(FEET) =    20.30  DOWNSTREAM(FEET) =    20.10
  FLOW LENGTH(FEET) =    60.00   MANNING'S N =  0.013
  DEPTH OF FLOW IN  18.0 INCH PIPE IS  12.3 INCHES
  PIPE-FLOW VELOCITY(FEET/SEC.) =   3.72
  ESTIMATED PIPE DIAMETER(INCH) =  18.00    NUMBER OF PIPES =   1
  PIPE-FLOW(CFS) =       4.78
  PIPE TRAVEL TIME(MIN.) =   0.27    Tc(MIN.) =   12.89
  LONGEST FLOWPATH FROM NODE      8.00 TO NODE      8.80 =     632.00 FEET.

****************************************************************************
  FLOW PROCESS FROM NODE      8.80 TO NODE      8.80 IS CODE =  81
----------------------------------------------------------------------------
  >>>>>ADDITION OF SUBAREA TO MAINLINE PEAK FLOW<<<<<
============================================================================
    10 YEAR RAINFALL INTENSITY(INCH/HOUR) =  2.053
  COMMERCIAL DEVELOPMENT RUNOFF COEFFICIENT = .8696
  SOIL CLASSIFICATION IS "B"
  SUBAREA AREA(ACRES) =    0.24   SUBAREA RUNOFF(CFS) =    0.43
  TOTAL AREA(ACRES) =        3.3   TOTAL RUNOFF(CFS) =       5.21
  TC(MIN.) =   12.89

****************************************************************************
  FLOW PROCESS FROM NODE      8.80 TO NODE      8.90 IS CODE =  31
----------------------------------------------------------------------------
  >>>>>COMPUTE PIPE-FLOW TRAVEL TIME THRU SUBAREA<<<<<
  >>>>>USING COMPUTER-ESTIMATED PIPESIZE (NON-PRESSURE FLOW)<<<<<
============================================================================
  ELEVATION DATA: UPSTREAM(FEET) =    20.10  DOWNSTREAM(FEET) =    20.00
  FLOW LENGTH(FEET) =    27.00   MANNING'S N =  0.013
  DEPTH OF FLOW IN  18.0 INCH PIPE IS  12.6 INCHES
  PIPE-FLOW VELOCITY(FEET/SEC.) =   3.95
  ESTIMATED PIPE DIAMETER(INCH) =  18.00    NUMBER OF PIPES =   1
  PIPE-FLOW(CFS) =       5.21
  PIPE TRAVEL TIME(MIN.) =   0.11    Tc(MIN.) =   13.01
  LONGEST FLOWPATH FROM NODE      8.00 TO NODE      8.90 =     659.00 FEET.

****************************************************************************
  FLOW PROCESS FROM NODE      8.90 TO NODE      8.90 IS CODE =  81
----------------------------------------------------------------------------
  >>>>>ADDITION OF SUBAREA TO MAINLINE PEAK FLOW<<<<<
============================================================================
    10 YEAR RAINFALL INTENSITY(INCH/HOUR) =  2.042
  SINGLE-FAMILY(1-ACRE LOT) RUNOFF COEFFICIENT = .6559
  SOIL CLASSIFICATION IS "B"
  SUBAREA AREA(ACRES) =    0.41   SUBAREA RUNOFF(CFS) =    0.55
  TOTAL AREA(ACRES) =        3.7   TOTAL RUNOFF(CFS) =       5.76
  TC(MIN.) =   13.01

+--------------------------------------------------------------------------+
|                                                                          |
|                                                                          |
|                                                                          |
+--------------------------------------------------------------------------+
```

```
****************************************************************************
  FLOW PROCESS FROM NODE      9.00 TO NODE      9.30 IS CODE =  21
----------------------------------------------------------------------------
  >>>>>RATIONAL METHOD INITIAL SUBAREA ANALYSIS<<<<<
============================================================================
         ASSUMED INITIAL SUBAREA UNIFORM
         DEVELOPMENT IS SINGLE FAMILY (1/4 ACRE)
  TC = K*[(LENGTH**3)/(ELEVATION CHANGE)]**.2
  INITIAL SUBAREA FLOW-LENGTH(FEET) =   732.00
  UPSTREAM ELEVATION(FEET) =     30.10
  DOWNSTREAM ELEVATION(FEET) =     26.00
  ELEVATION DIFFERENCE(FEET) =      4.10
  TC = 0.393*[(  732.00**3)/(     4.10)]**.2 =   15.492
    10 YEAR RAINFALL INTENSITY(INCH/HOUR) =  1.839
  SINGLE-FAMILY(1/4 ACRE LOT) RUNOFF COEFFICIENT = .7367
  SOIL CLASSIFICATION IS "B"
  SUBAREA RUNOFF(CFS) =      3.12
  TOTAL AREA(ACRES) =      2.30   TOTAL RUNOFF(CFS) =      3.12

****************************************************************************
  FLOW PROCESS FROM NODE      9.30 TO NODE      9.90 IS CODE =  31
----------------------------------------------------------------------------
  >>>>>COMPUTE PIPE-FLOW TRAVEL TIME THRU SUBAREA<<<<<
  >>>>>USING COMPUTER-ESTIMATED PIPESIZE (NON-PRESSURE FLOW)<<<<<
============================================================================
  ELEVATION DATA: UPSTREAM(FEET) =    20.50  DOWNSTREAM(FEET) =    20.00
  FLOW LENGTH(FEET) =   156.00   MANNING'S N =  0.013
  ESTIMATED PIPE DIAMETER(INCH) INCREASED TO 18.000
  DEPTH OF FLOW IN  18.0 INCH PIPE IS   9.4 INCHES
  PIPE-FLOW VELOCITY(FEET/SEC.) =   3.34
  ESTIMATED PIPE DIAMETER(INCH) =  18.00    NUMBER OF PIPES =   1
  PIPE-FLOW(CFS) =       3.12
  PIPE TRAVEL TIME(MIN.) =   0.78    Tc(MIN.) =   16.27
  LONGEST FLOWPATH FROM NODE      9.00 TO NODE      9.90 =     888.00 FEET.

****************************************************************************
  FLOW PROCESS FROM NODE      9.90 TO NODE      9.90 IS CODE =  10
----------------------------------------------------------------------------
  >>>>>MAIN-STREAM MEMORY COPIED ONTO MEMORY BANK # 3 <<<<<
============================================================================

****************************************************************************
  FLOW PROCESS FROM NODE     10.00 TO NODE     10.30 IS CODE =  21
----------------------------------------------------------------------------
  >>>>>RATIONAL METHOD INITIAL SUBAREA ANALYSIS<<<<<
============================================================================
         ASSUMED INITIAL SUBAREA UNIFORM
         DEVELOPMENT IS COMMERCIAL
  TC = K*[(LENGTH**3)/(ELEVATION CHANGE)]**.2
  INITIAL SUBAREA FLOW-LENGTH(FEET) =   335.00
  UPSTREAM ELEVATION(FEET) =     29.50
  DOWNSTREAM ELEVATION(FEET) =     26.00
  ELEVATION DIFFERENCE(FEET) =      3.50
  TC = 0.303*[(  335.00**3)/(     3.50)]**.2 =    7.723
    10 YEAR RAINFALL INTENSITY(INCH/HOUR) =  2.792
  COMMERCIAL DEVELOPMENT RUNOFF COEFFICIENT = .8754
  SOIL CLASSIFICATION IS "B"
  SUBAREA RUNOFF(CFS) =      0.98
  TOTAL AREA(ACRES) =      0.40   TOTAL RUNOFF(CFS) =      0.98

****************************************************************************
  FLOW PROCESS FROM NODE     10.30 TO NODE     10.30 IS CODE =  81
----------------------------------------------------------------------------
  >>>>>ADDITION OF SUBAREA TO MAINLINE PEAK FLOW<<<<<
============================================================================
    10 YEAR RAINFALL INTENSITY(INCH/HOUR) =  2.792
  SINGLE-FAMILY(1-ACRE LOT) RUNOFF COEFFICIENT = .7035
  SOIL CLASSIFICATION IS "B"
  SUBAREA AREA(ACRES) =    0.30   SUBAREA RUNOFF(CFS) =    0.59
  TOTAL AREA(ACRES) =        0.7   TOTAL RUNOFF(CFS) =       1.57
  TC(MIN.) =    7.72

****************************************************************************
  FLOW PROCESS FROM NODE     10.30 TO NODE     10.50 IS CODE =  31
----------------------------------------------------------------------------
  >>>>>COMPUTE PIPE-FLOW TRAVEL TIME THRU SUBAREA<<<<<
  >>>>>USING COMPUTER-ESTIMATED PIPESIZE (NON-PRESSURE FLOW)<<<<<
============================================================================
```

```
  ELEVATION DATA: UPSTREAM(FEET) =    19.00  DOWNSTREAM(FEET) =    18.80
  FLOW LENGTH(FEET) =    51.00   MANNING'S N =  0.013
  ESTIMATED PIPE DIAMETER(INCH) INCREASED TO 18.000
  DEPTH OF FLOW IN  18.0 INCH PIPE IS   6.1 INCHES
  PIPE-FLOW VELOCITY(FEET/SEC.) =   3.00
  ESTIMATED PIPE DIAMETER(INCH) =  18.00    NUMBER OF PIPES =   1
  PIPE-FLOW(CFS) =       1.57
  PIPE TRAVEL TIME(MIN.) =   0.28    Tc(MIN.) =    8.01
  LONGEST FLOWPATH FROM NODE     10.00 TO NODE     10.50 =     386.00 FEET.

****************************************************************************
  FLOW PROCESS FROM NODE     10.50 TO NODE     10.50 IS CODE =   1
----------------------------------------------------------------------------
  >>>>>DESIGNATE INDEPENDENT STREAM FOR CONFLUENCE<<<<<
============================================================================
  TOTAL NUMBER OF STREAMS =  2
  CONFLUENCE VALUES USED FOR INDEPENDENT STREAM  1 ARE:
  TIME OF CONCENTRATION(MIN.) =    8.01
  RAINFALL INTENSITY(INCH/HR) =   2.73
  TOTAL STREAM AREA(ACRES) =     0.70
  PEAK FLOW RATE(CFS) AT CONFLUENCE =      1.57

****************************************************************************
  FLOW PROCESS FROM NODE     10.40 TO NODE     10.50 IS CODE =  21
----------------------------------------------------------------------------
  >>>>>RATIONAL METHOD INITIAL SUBAREA ANALYSIS<<<<<
============================================================================
         ASSUMED INITIAL SUBAREA UNIFORM
         DEVELOPMENT IS SINGLE FAMILY (1/4 ACRE)
  TC = K*[(LENGTH**3)/(ELEVATION CHANGE)]**.2
  INITIAL SUBAREA FLOW-LENGTH(FEET) =   553.00
  UPSTREAM ELEVATION(FEET) =     29.80
  DOWNSTREAM ELEVATION(FEET) =     26.00
  ELEVATION DIFFERENCE(FEET) =      3.80
  TC = 0.393*[(  553.00**3)/(     3.80)]**.2 =   13.293
    10 YEAR RAINFALL INTENSITY(INCH/HOUR) =  2.015
  SINGLE-FAMILY(1/4 ACRE LOT) RUNOFF COEFFICIENT = .7461
  SOIL CLASSIFICATION IS "B"
  SUBAREA RUNOFF(CFS) =      2.15
  TOTAL AREA(ACRES) =      1.43   TOTAL RUNOFF(CFS) =      2.15

****************************************************************************
  FLOW PROCESS FROM NODE     10.50 TO NODE     10.50 IS CODE =   1
----------------------------------------------------------------------------
  >>>>>DESIGNATE INDEPENDENT STREAM FOR CONFLUENCE<<<<<
  >>>>>AND COMPUTE VARIOUS CONFLUENCED STREAM VALUES<<<<<
============================================================================
  TOTAL NUMBER OF STREAMS =  2
  CONFLUENCE VALUES USED FOR INDEPENDENT STREAM  2 ARE:
  TIME OF CONCENTRATION(MIN.) =   13.29
  RAINFALL INTENSITY(INCH/HR) =   2.02
  TOTAL STREAM AREA(ACRES) =     1.43
  PEAK FLOW RATE(CFS) AT CONFLUENCE =      2.15

  ** CONFLUENCE DATA **
  STREAM     RUNOFF       Tc      INTENSITY      AREA
  NUMBER      (CFS)     (MIN.)   (INCH/HOUR)    (ACRE)
      1        1.57     8.01        2.732          0.70
      2        2.15    13.29        2.015          1.43

 *********************************WARNING**********************************
  IN THIS COMPUTER PROGRAM, THE CONFLUENCE VALUE USED IS BASED
  ON THE RCFC&WCD FORMULA OF PLATE D-1 AS DEFAULT VALUE. THIS FORMULA
  WILL NOT NECESSARILY RESULT IN THE MAXIMUM VALUE OF PEAK FLOW.
 ***************************************************************************

  RAINFALL INTENSITY AND TIME OF CONCENTRATION RATIO
  CONFLUENCE FORMULA USED FOR  2 STREAMS.

  ** PEAK FLOW RATE TABLE **
  STREAM     RUNOFF       Tc      INTENSITY
  NUMBER      (CFS)    (MIN.)   (INCH/HOUR)
      1        2.86     8.01       2.732
      2        3.31    13.29       2.015

  COMPUTED CONFLUENCE ESTIMATES ARE AS FOLLOWS:
  PEAK FLOW RATE(CFS) =       3.31   Tc(MIN.) =   13.29
  TOTAL AREA(ACRES) =        2.1
  LONGEST FLOWPATH FROM NODE     10.40 TO NODE     10.50 =     553.00 FEET.
```

```
****************************************************************************
  FLOW PROCESS FROM NODE     10.50 TO NODE     10.60 IS CODE =  31
----------------------------------------------------------------------------
  >>>>>COMPUTE PIPE-FLOW TRAVEL TIME THRU SUBAREA<<<<<
  >>>>>USING COMPUTER-ESTIMATED PIPESIZE (NON-PRESSURE FLOW)<<<<<
============================================================================
  ELEVATION DATA: UPSTREAM(FEET) =    18.80  DOWNSTREAM(FEET) =    18.50
  FLOW LENGTH(FEET) =    70.00   MANNING'S N =  0.013
  ESTIMATED PIPE DIAMETER(INCH) INCREASED TO 18.000
  DEPTH OF FLOW IN  18.0 INCH PIPE IS   8.9 INCHES
  PIPE-FLOW VELOCITY(FEET/SEC.) =   3.78
  ESTIMATED PIPE DIAMETER(INCH) =  18.00    NUMBER OF PIPES =   1
  PIPE-FLOW(CFS) =       3.31
  PIPE TRAVEL TIME(MIN.) =   0.31    Tc(MIN.) =   13.60
  LONGEST FLOWPATH FROM NODE     10.40 TO NODE     10.60 =     623.00 FEET.

****************************************************************************
  FLOW PROCESS FROM NODE     10.60 TO NODE     10.60 IS CODE =  81
----------------------------------------------------------------------------
  >>>>>ADDITION OF SUBAREA TO MAINLINE PEAK FLOW<<<<<
============================================================================
    10 YEAR RAINFALL INTENSITY(INCH/HOUR) =  1.988
  COMMERCIAL DEVELOPMENT RUNOFF COEFFICIENT = .8689
  SOIL CLASSIFICATION IS "B"
  SUBAREA AREA(ACRES) =    0.12   SUBAREA RUNOFF(CFS) =    0.21
  TOTAL AREA(ACRES) =        2.2   TOTAL RUNOFF(CFS) =       3.51
  TC(MIN.) =   13.60

****************************************************************************
  FLOW PROCESS FROM NODE     10.60 TO NODE     10.80 IS CODE =  31
----------------------------------------------------------------------------
  >>>>>COMPUTE PIPE-FLOW TRAVEL TIME THRU SUBAREA<<<<<
  >>>>>USING COMPUTER-ESTIMATED PIPESIZE (NON-PRESSURE FLOW)<<<<<
============================================================================
  ELEVATION DATA: UPSTREAM(FEET) =    18.50  DOWNSTREAM(FEET) =    18.30
  FLOW LENGTH(FEET) =    65.00   MANNING'S N =  0.013
  DEPTH OF FLOW IN  18.0 INCH PIPE IS  10.2 INCHES
  PIPE-FLOW VELOCITY(FEET/SEC.) =   3.38
  ESTIMATED PIPE DIAMETER(INCH) =  18.00    NUMBER OF PIPES =   1
  PIPE-FLOW(CFS) =       3.51
  PIPE TRAVEL TIME(MIN.) =   0.32    Tc(MIN.) =   13.92
  LONGEST FLOWPATH FROM NODE     10.40 TO NODE     10.80 =     688.00 FEET.

****************************************************************************
  FLOW PROCESS FROM NODE     10.80 TO NODE     10.80 IS CODE =   1
----------------------------------------------------------------------------
  >>>>>DESIGNATE INDEPENDENT STREAM FOR CONFLUENCE<<<<<
============================================================================
  TOTAL NUMBER OF STREAMS =  2
  CONFLUENCE VALUES USED FOR INDEPENDENT STREAM  1 ARE:
  TIME OF CONCENTRATION(MIN.) =   13.92
  RAINFALL INTENSITY(INCH/HR) =   1.96
  TOTAL STREAM AREA(ACRES) =     2.25
  PEAK FLOW RATE(CFS) AT CONFLUENCE =      3.51

****************************************************************************
  FLOW PROCESS FROM NODE     10.70 TO NODE     10.80 IS CODE =  21
----------------------------------------------------------------------------
  >>>>>RATIONAL METHOD INITIAL SUBAREA ANALYSIS<<<<<
============================================================================
         ASSUMED INITIAL SUBAREA UNIFORM
         DEVELOPMENT IS COMMERCIAL
  TC = K*[(LENGTH**3)/(ELEVATION CHANGE)]**.2
  INITIAL SUBAREA FLOW-LENGTH(FEET) =   282.00
  UPSTREAM ELEVATION(FEET) =     28.80
  DOWNSTREAM ELEVATION(FEET) =     27.00
  ELEVATION DIFFERENCE(FEET) =      1.80
  TC = 0.303*[(  282.00**3)/(     1.80)]**.2 =    7.956
    10 YEAR RAINFALL INTENSITY(INCH/HOUR) =  2.742
  COMMERCIAL DEVELOPMENT RUNOFF COEFFICIENT = .8751
  SOIL CLASSIFICATION IS "B"
  SUBAREA RUNOFF(CFS) =      0.72
  TOTAL AREA(ACRES) =      0.30   TOTAL RUNOFF(CFS) =      0.72

****************************************************************************
  FLOW PROCESS FROM NODE     10.80 TO NODE     10.80 IS CODE =   1
----------------------------------------------------------------------------
  >>>>>DESIGNATE INDEPENDENT STREAM FOR CONFLUENCE<<<<<
```

```
  >>>>>AND COMPUTE VARIOUS CONFLUENCED STREAM VALUES<<<<<
==============================================================================
  TOTAL NUMBER OF STREAMS =  2
  CONFLUENCE VALUES USED FOR INDEPENDENT STREAM  2 ARE:
  TIME OF CONCENTRATION(MIN.) =    7.96
  RAINFALL INTENSITY(INCH/HR) =   2.74
  TOTAL STREAM AREA(ACRES) =     0.30
  PEAK FLOW RATE(CFS) AT CONFLUENCE =      0.72

  ** CONFLUENCE DATA **
  STREAM     RUNOFF       Tc      INTENSITY      AREA
  NUMBER      (CFS)     (MIN.)   (INCH/HOUR)    (ACRE)
      1        3.51    13.92        1.960          2.25
      2        0.72     7.96        2.742          0.30

 **********************************WARNING**********************************
  IN THIS COMPUTER PROGRAM, THE CONFLUENCE VALUE USED IS BASED
  ON THE RCFC&WCD FORMULA OF PLATE D-1 AS DEFAULT VALUE. THIS FORMULA
  WILL NOT NECESSARILY RESULT IN THE MAXIMUM VALUE OF PEAK FLOW.
 ***************************************************************************

  RAINFALL INTENSITY AND TIME OF CONCENTRATION RATIO
  CONFLUENCE FORMULA USED FOR  2 STREAMS.

  ** PEAK FLOW RATE TABLE **
  STREAM     RUNOFF      Tc      INTENSITY
  NUMBER      (CFS)    (MIN.)   (INCH/HOUR)
      1        2.73     7.96       2.742
      2        4.03    13.92       1.960

  COMPUTED CONFLUENCE ESTIMATES ARE AS FOLLOWS:
  PEAK FLOW RATE(CFS) =       4.03   Tc(MIN.) =   13.92
  TOTAL AREA(ACRES) =        2.5
  LONGEST FLOWPATH FROM NODE     10.40 TO NODE     10.80 =     688.00 FEET.

****************************************************************************
  FLOW PROCESS FROM NODE     10.80 TO NODE     10.90 IS CODE =  31
----------------------------------------------------------------------------
  >>>>>COMPUTE PIPE-FLOW TRAVEL TIME THRU SUBAREA<<<<<
  >>>>>USING COMPUTER-ESTIMATED PIPESIZE (NON-PRESSURE FLOW)<<<<<
==============================================================================
  ELEVATION DATA: UPSTREAM(FEET) =    18.30  DOWNSTREAM(FEET) =    18.10
  FLOW LENGTH(FEET) =    40.00   MANNING'S N =  0.013
  ESTIMATED PIPE DIAMETER(INCH) INCREASED TO 18.000
  DEPTH OF FLOW IN  18.0 INCH PIPE IS   9.6 INCHES
  PIPE-FLOW VELOCITY(FEET/SEC.) =   4.21
  ESTIMATED PIPE DIAMETER(INCH) =  18.00    NUMBER OF PIPES =   1
  PIPE-FLOW(CFS) =       4.03
  PIPE TRAVEL TIME(MIN.) =   0.16    Tc(MIN.) =   14.08
  LONGEST FLOWPATH FROM NODE     10.40 TO NODE     10.90 =     728.00 FEET.

****************************************************************************
  FLOW PROCESS FROM NODE     10.90 TO NODE     10.90 IS CODE =  81
----------------------------------------------------------------------------
  >>>>>ADDITION OF SUBAREA TO MAINLINE PEAK FLOW<<<<<
==============================================================================
    10 YEAR RAINFALL INTENSITY(INCH/HOUR) =  1.947
  SINGLE-FAMILY(1-ACRE LOT) RUNOFF COEFFICIENT = .6481
  SOIL CLASSIFICATION IS "B"
  SUBAREA AREA(ACRES) =    0.52   SUBAREA RUNOFF(CFS) =    0.66
  TOTAL AREA(ACRES) =        3.1   TOTAL RUNOFF(CFS) =       4.68
  TC(MIN.) =   14.08

****************************************************************************
  FLOW PROCESS FROM NODE     10.90 TO NODE     10.90 IS CODE =  11
----------------------------------------------------------------------------
  >>>>>CONFLUENCE MEMORY BANK # 3 WITH THE MAIN-STREAM MEMORY<<<<<
==============================================================================

  ** MAIN STREAM CONFLUENCE DATA **
  STREAM     RUNOFF      Tc      INTENSITY     AREA
  NUMBER      (CFS)    (MIN.)   (INCH/HOUR)   (ACRE)
      1        4.68    14.08       1.947        3.07
  LONGEST FLOWPATH FROM NODE     10.40 TO NODE     10.90 =     728.00 FEET.

  ** MEMORY BANK #  3 CONFLUENCE DATA **
  STREAM     RUNOFF      Tc      INTENSITY     AREA
  NUMBER      (CFS)    (MIN.)   (INCH/HOUR)   (ACRE)
      1        3.12    16.27       1.785        2.30
```

```
  LONGEST FLOWPATH FROM NODE      9.00 TO NODE     10.90 =     888.00 FEET.

 ********************************WARNING*********************************
  IN THIS COMPUTER PROGRAM, THE CONFLUENCE VALUE USED IS BASED
  ON THE RCFC&WCD FORMULA OF PLATE D-1 AS DEFAULT VALUE. THIS FORMULA
  WILL NOT NECESSARILY RESULT IN THE MAXIMUM VALUE OF PEAK FLOW.
 ************************************************************************

  ** PEAK FLOW RATE TABLE **
  STREAM    RUNOFF       Tc      INTENSITY
  NUMBER     (CFS)     (MIN.)   (INCH/HOUR)
      1       7.38      14.08        1.947
      2       7.41      16.27        1.785

  COMPUTED CONFLUENCE ESTIMATES ARE AS FOLLOWS:
  PEAK FLOW RATE(CFS) =       7.38   Tc(MIN.) =   14.08
  TOTAL AREA(ACRES) =        5.4

+-----------------------------------------------------------------------+
|                                                                       |
|                                                                       |
|                                                                       |
+-----------------------------------------------------------------------+

************************************************************************
  FLOW PROCESS FROM NODE     11.00 TO NODE     11.50 IS CODE =  21
------------------------------------------------------------------------
  >>>>>RATIONAL METHOD INITIAL SUBAREA ANALYSIS<<<<<
========================================================================
         ASSUMED INITIAL SUBAREA UNIFORM
         DEVELOPMENT IS COMMERCIAL
  TC = K*[(LENGTH**3)/(ELEVATION CHANGE)]**.2
  INITIAL SUBAREA FLOW-LENGTH(FEET) =   432.00
  UPSTREAM ELEVATION(FEET) =     26.70
  DOWNSTREAM ELEVATION(FEET) =     25.80
  ELEVATION DIFFERENCE(FEET) =      0.90
  TC = 0.303*[(  432.00**3)/(     0.90)]**.2 =   11.804
    10 YEAR RAINFALL INTENSITY(INCH/HOUR) =  2.164
  COMMERCIAL DEVELOPMENT RUNOFF COEFFICIENT = .8706
  SOIL CLASSIFICATION IS "B"
  SUBAREA RUNOFF(CFS) =      1.09
  TOTAL AREA(ACRES) =      0.58   TOTAL RUNOFF(CFS) =      1.09

************************************************************************
  FLOW PROCESS FROM NODE     11.50 TO NODE     11.50 IS CODE =  81
------------------------------------------------------------------------
  >>>>>ADDITION OF SUBAREA TO MAINLINE PEAK FLOW<<<<<
========================================================================
    10 YEAR RAINFALL INTENSITY(INCH/HOUR) =  2.164
  SINGLE-FAMILY(1-ACRE LOT) RUNOFF COEFFICIENT = .6652
  SOIL CLASSIFICATION IS "B"
  SUBAREA AREA(ACRES) =    0.43   SUBAREA RUNOFF(CFS) =    0.62
  TOTAL AREA(ACRES) =        1.0   TOTAL RUNOFF(CFS) =       1.71
  TC(MIN.) =   11.80
========================================================================
  END OF STUDY SUMMARY:
  TOTAL AREA(ACRES)     =        1.0  TC(MIN.) =     11.80
  PEAK FLOW RATE(CFS)   =       1.71
========================================================================
========================================================================
  END OF RATIONAL METHOD ANALYSIS
```

↑

```
____________________________________________________________________________
****************************************************************************
            RATIONAL METHOD HYDROLOGY COMPUTER PROGRAM BASED ON
        RIVERSIDE COUNTY FLOOD CONTROL & WATER CONSERVATION DISTRICT
                      (RCFC&WCD)  1978 HYDROLOGY MANUAL
         (c) Copyright 1982-2016 Advanced Engineering Software (aes)
                      (Rational Tabling Version 23.0)
                   Release Date: 07/01/2016  License ID 1269

                          Analysis prepared by:




 ************************* DESCRIPTION OF STUDY *************************
* Tentative Tract No. 37884                                             *
* Preliminary Hydrology Study                                           *
* jn:91200                                                              *
 *************************************************************************

  FILE NAME: 91200.DAT
  TIME/DATE OF STUDY: 14:31 03/25/2020
----------------------------------------------------------------------------
  USER SPECIFIED HYDROLOGY AND HYDRAULIC MODEL INFORMATION:
----------------------------------------------------------------------------
  USER SPECIFIED STORM EVENT(YEAR) =  100.00
  SPECIFIED MINIMUM PIPE SIZE(INCH) =  18.00
  SPECIFIED PERCENT OF GRADIENTS(DECIMAL) TO USE FOR FRICTION SLOPE = 0.95
  2-YEAR, 1-HOUR PRECIPITATION(INCH) =  0.352
  100-YEAR, 1-HOUR PRECIPITATION(INCH) =  1.460
  COMPUTED RAINFALL INTENSITY DATA:
  STORM EVENT =  100.00   1-HOUR INTENSITY(INCH/HOUR) =   1.460
  SLOPE OF INTENSITY DURATION CURVE = 0.6000
  RCFC&WCD HYDROLOGY MANUAL "C"-VALUES USED FOR RATIONAL METHOD
  NOTE: COMPUTE CONFLUENCE VALUES ACCORDING TO RCFC&WCD HYDROLOGY MANUAL
        AND IGNORE OTHER CONFLUENCE COMBINATIONS FOR DOWNSTREAM ANALYSES
  *USER-DEFINED STREET-SECTIONS FOR COUPLED PIPEFLOW AND STREETFLOW MODEL*
     HALF-  CROWN TO   STREET-CROSSFALL:   CURB  GUTTER-GEOMETRIES:  MANNING
     WIDTH  CROSSFALL  IN-  / OUT-/PARK-  HEIGHT  WIDTH  LIP   HIKE  FACTOR
NO.   (FT)     (FT)    SIDE / SIDE/ WAY    (FT)    (FT)  (FT)  (FT)    (n)
===  =====  =========  ================  ======  ===== ====== ===== =======
  1   30.0     20.0    0.018/0.018/0.020   0.67    2.00 0.0313 0.167 0.0150

  GLOBAL STREET FLOW-DEPTH CONSTRAINTS:
    1. Relative Flow-Depth =  0.00 FEET
       as (Maximum Allowable Street Flow Depth) - (Top-of-Curb)
    2. (Depth)*(Velocity) Constraint =  6.0 (FT*FT/S)
  *SIZE PIPE WITH A FLOW CAPACITY GREATER THAN
   OR EQUAL TO THE UPSTREAM TRIBUTARY PIPE.*

****************************************************************************
  FLOW PROCESS FROM NODE      1.00 TO NODE      1.50 IS CODE =  21
----------------------------------------------------------------------------
  >>>>>RATIONAL METHOD INITIAL SUBAREA ANALYSIS<<<<<
============================================================================
         ASSUMED INITIAL SUBAREA UNIFORM
         DEVELOPMENT IS SINGLE FAMILY(1/2 ACRE)
  TC = K*[(LENGTH**3)/(ELEVATION CHANGE)]**.2
  INITIAL SUBAREA FLOW-LENGTH(FEET) =   404.00
  UPSTREAM ELEVATION(FEET) =     32.30
  DOWNSTREAM ELEVATION(FEET) =     28.40
  ELEVATION DIFFERENCE(FEET) =      3.90
  TC = 0.422*[(  404.00**3)/(     3.90)]**.2 =   11.777
   100 YEAR RAINFALL INTENSITY(INCH/HOUR) =  3.878
  SINGLE-FAMILY(1/2 ACRE LOT) RUNOFF COEFFICIENT = .6720
  SOIL CLASSIFICATION IS "A"
  SUBAREA RUNOFF(CFS) =      5.79
  TOTAL AREA(ACRES) =      2.22   TOTAL RUNOFF(CFS) =      5.79

****************************************************************************
  FLOW PROCESS FROM NODE      2.00 TO NODE      2.00 IS CODE =  81
----------------------------------------------------------------------------
  >>>>>ADDITION OF SUBAREA TO MAINLINE PEAK FLOW<<<<<
============================================================================
   100 YEAR RAINFALL INTENSITY(INCH/HOUR) =  3.878
  SINGLE-FAMILY(1/2 ACRE LOT) RUNOFF COEFFICIENT = .7852
  SOIL CLASSIFICATION IS "B"
```

```
  SUBAREA AREA(ACRES) =    0.27   SUBAREA RUNOFF(CFS) =    0.82
  TOTAL AREA(ACRES) =        2.5   TOTAL RUNOFF(CFS) =       6.61
  TC(MIN.) =   11.78

****************************************************************************
  FLOW PROCESS FROM NODE      1.50 TO NODE      1.90 IS CODE =  31
----------------------------------------------------------------------------
  >>>>>COMPUTE PIPE-FLOW TRAVEL TIME THRU SUBAREA<<<<<
  >>>>>USING COMPUTER-ESTIMATED PIPESIZE (NON-PRESSURE FLOW)<<<<<
============================================================================
  ELEVATION DATA: UPSTREAM(FEET) =    21.30  DOWNSTREAM(FEET) =    19.00
  FLOW LENGTH(FEET) =   270.00   MANNING'S N =  0.013
  DEPTH OF FLOW IN  18.0 INCH PIPE IS  11.1 INCHES
  PIPE-FLOW VELOCITY(FEET/SEC.) =   5.78
  ESTIMATED PIPE DIAMETER(INCH) =  18.00    NUMBER OF PIPES =   1
  PIPE-FLOW(CFS) =       6.61
  PIPE TRAVEL TIME(MIN.) =   0.78    Tc(MIN.) =   12.56
  LONGEST FLOWPATH FROM NODE      1.00 TO NODE      1.90 =     674.00 FEET.

****************************************************************************
  FLOW PROCESS FROM NODE      1.90 TO NODE      1.90 IS CODE =  10
----------------------------------------------------------------------------
  >>>>>MAIN-STREAM MEMORY COPIED ONTO MEMORY BANK # 1 <<<<<
============================================================================

+--------------------------------------------------------------------------+
|                                                                          |
|                                                                          |
|                                                                          |
+--------------------------------------------------------------------------+

****************************************************************************
  FLOW PROCESS FROM NODE      2.00 TO NODE      2.50 IS CODE =  21
----------------------------------------------------------------------------
  >>>>>RATIONAL METHOD INITIAL SUBAREA ANALYSIS<<<<<
============================================================================
         ASSUMED INITIAL SUBAREA UNIFORM
         DEVELOPMENT IS SINGLE FAMILY (1/4 ACRE)
  TC = K*[(LENGTH**3)/(ELEVATION CHANGE)]**.2
  INITIAL SUBAREA FLOW-LENGTH(FEET) =   618.00
  UPSTREAM ELEVATION(FEET) =     33.00
  DOWNSTREAM ELEVATION(FEET) =     27.70
  ELEVATION DIFFERENCE(FEET) =      5.30
  TC = 0.393*[(  618.00**3)/(     5.30)]**.2 =   13.295
   100 YEAR RAINFALL INTENSITY(INCH/HOUR) =  3.606
  SINGLE-FAMILY(1/4 ACRE LOT) RUNOFF COEFFICIENT = .7020
  SOIL CLASSIFICATION IS "A"
  SUBAREA RUNOFF(CFS) =     11.85
  TOTAL AREA(ACRES) =      4.68   TOTAL RUNOFF(CFS) =     11.85

****************************************************************************
  FLOW PROCESS FROM NODE      2.50 TO NODE      3.50 IS CODE =  31
----------------------------------------------------------------------------
  >>>>>COMPUTE PIPE-FLOW TRAVEL TIME THRU SUBAREA<<<<<
  >>>>>USING COMPUTER-ESTIMATED PIPESIZE (NON-PRESSURE FLOW)<<<<<
============================================================================
  ELEVATION DATA: UPSTREAM(FEET) =    21.70  DOWNSTREAM(FEET) =    21.20
  FLOW LENGTH(FEET) =   145.00   MANNING'S N =  0.013
  DEPTH OF FLOW IN  24.0 INCH PIPE IS  18.1 INCHES
  PIPE-FLOW VELOCITY(FEET/SEC.) =   4.67
  ESTIMATED PIPE DIAMETER(INCH) =  24.00    NUMBER OF PIPES =   1
  PIPE-FLOW(CFS) =      11.85
  PIPE TRAVEL TIME(MIN.) =   0.52    Tc(MIN.) =   13.81
  LONGEST FLOWPATH FROM NODE      2.00 TO NODE      3.50 =     763.00 FEET.

****************************************************************************
  FLOW PROCESS FROM NODE      3.50 TO NODE      3.50 IS CODE =   1
----------------------------------------------------------------------------
  >>>>>DESIGNATE INDEPENDENT STREAM FOR CONFLUENCE<<<<<
============================================================================
  TOTAL NUMBER OF STREAMS =  2
  CONFLUENCE VALUES USED FOR INDEPENDENT STREAM  1 ARE:
  TIME OF CONCENTRATION(MIN.) =   13.81
  RAINFALL INTENSITY(INCH/HR) =   3.52
  TOTAL STREAM AREA(ACRES) =     4.68
  PEAK FLOW RATE(CFS) AT CONFLUENCE =     11.85

****************************************************************************
  FLOW PROCESS FROM NODE      3.00 TO NODE      3.50 IS CODE =  21
```

```
----------------------------------------------------------------------------
  >>>>>RATIONAL METHOD INITIAL SUBAREA ANALYSIS<<<<<
============================================================================
         ASSUMED INITIAL SUBAREA UNIFORM
         DEVELOPMENT IS SINGLE FAMILY(1/2 ACRE)
  TC = K*[(LENGTH**3)/(ELEVATION CHANGE)]**.2
  INITIAL SUBAREA FLOW-LENGTH(FEET) =   909.00
  UPSTREAM ELEVATION(FEET) =     33.40
  DOWNSTREAM ELEVATION(FEET) =     27.50
  ELEVATION DIFFERENCE(FEET) =      5.90
  TC = 0.422*[(  909.00**3)/(     5.90)]**.2 =   17.635
   100 YEAR RAINFALL INTENSITY(INCH/HOUR) =  3.044
  SINGLE-FAMILY(1/2 ACRE LOT) RUNOFF COEFFICIENT = .6397
  SOIL CLASSIFICATION IS "A"
  SUBAREA RUNOFF(CFS) =      6.72
  TOTAL AREA(ACRES) =      3.45   TOTAL RUNOFF(CFS) =      6.72

****************************************************************************
  FLOW PROCESS FROM NODE      3.50 TO NODE      3.50 IS CODE =  81
----------------------------------------------------------------------------
  >>>>>ADDITION OF SUBAREA TO MAINLINE PEAK FLOW<<<<<
============================================================================
   100 YEAR RAINFALL INTENSITY(INCH/HOUR) =  3.044
  SINGLE-FAMILY(1/2 ACRE LOT) RUNOFF COEFFICIENT = .7617
  SOIL CLASSIFICATION IS "B"
  SUBAREA AREA(ACRES) =    0.50   SUBAREA RUNOFF(CFS) =    1.16
  TOTAL AREA(ACRES) =        4.0   TOTAL RUNOFF(CFS) =       7.88
  TC(MIN.) =   17.64

****************************************************************************
  FLOW PROCESS FROM NODE      3.50 TO NODE      3.50 IS CODE =   1
----------------------------------------------------------------------------
  >>>>>DESIGNATE INDEPENDENT STREAM FOR CONFLUENCE<<<<<
  >>>>>AND COMPUTE VARIOUS CONFLUENCED STREAM VALUES<<<<<
============================================================================
  TOTAL NUMBER OF STREAMS =  2
  CONFLUENCE VALUES USED FOR INDEPENDENT STREAM  2 ARE:
  TIME OF CONCENTRATION(MIN.) =   17.64
  RAINFALL INTENSITY(INCH/HR) =   3.04
  TOTAL STREAM AREA(ACRES) =     3.95
  PEAK FLOW RATE(CFS) AT CONFLUENCE =      7.88

  ** CONFLUENCE DATA **
  STREAM     RUNOFF       Tc      INTENSITY      AREA
  NUMBER      (CFS)     (MIN.)   (INCH/HOUR)    (ACRE)
      1       11.85    13.81        3.524          4.68
      2        7.88    17.64        3.044          3.95

 *********************************WARNING*********************************
  IN THIS COMPUTER PROGRAM, THE CONFLUENCE VALUE USED IS BASED
  ON THE RCFC&WCD FORMULA OF PLATE D-1 AS DEFAULT VALUE. THIS FORMULA
  WILL NOT NECESSARILY RESULT IN THE MAXIMUM VALUE OF PEAK FLOW.
 ***************************************************************************

  RAINFALL INTENSITY AND TIME OF CONCENTRATION RATIO
  CONFLUENCE FORMULA USED FOR  2 STREAMS.

  ** PEAK FLOW RATE TABLE **
  STREAM     RUNOFF      Tc      INTENSITY
  NUMBER      (CFS)    (MIN.)   (INCH/HOUR)
      1       18.02    13.81       3.524
      2       18.11    17.64       3.044

  COMPUTED CONFLUENCE ESTIMATES ARE AS FOLLOWS:
  PEAK FLOW RATE(CFS) =      18.02   Tc(MIN.) =   13.81
  TOTAL AREA(ACRES) =        8.6
  LONGEST FLOWPATH FROM NODE      3.00 TO NODE      3.50 =     909.00 FEET.

****************************************************************************
  FLOW PROCESS FROM NODE      3.50 TO NODE      4.70 IS CODE =  31
----------------------------------------------------------------------------
  >>>>>COMPUTE PIPE-FLOW TRAVEL TIME THRU SUBAREA<<<<<
  >>>>>USING COMPUTER-ESTIMATED PIPESIZE (NON-PRESSURE FLOW)<<<<<
============================================================================
  ELEVATION DATA: UPSTREAM(FEET) =    21.20  DOWNSTREAM(FEET) =    19.70
  FLOW LENGTH(FEET) =   480.00   MANNING'S N =  0.013
  DEPTH OF FLOW IN  30.0 INCH PIPE IS  20.4 INCHES
  PIPE-FLOW VELOCITY(FEET/SEC.) =   5.07
  ESTIMATED PIPE DIAMETER(INCH) =  30.00    NUMBER OF PIPES =   1
```

```
  PIPE-FLOW(CFS) =      18.02
  PIPE TRAVEL TIME(MIN.) =   1.58    Tc(MIN.) =   15.39
  LONGEST FLOWPATH FROM NODE      3.00 TO NODE      4.70 =    1389.00 FEET.

****************************************************************************
  FLOW PROCESS FROM NODE      4.70 TO NODE      4.70 IS CODE =   1
----------------------------------------------------------------------------
  >>>>>DESIGNATE INDEPENDENT STREAM FOR CONFLUENCE<<<<<
============================================================================
  TOTAL NUMBER OF STREAMS =  3
  CONFLUENCE VALUES USED FOR INDEPENDENT STREAM  1 ARE:
  TIME OF CONCENTRATION(MIN.) =   15.39
  RAINFALL INTENSITY(INCH/HR) =   3.30
  TOTAL STREAM AREA(ACRES) =     8.63
  PEAK FLOW RATE(CFS) AT CONFLUENCE =     18.02

****************************************************************************
  FLOW PROCESS FROM NODE      4.00 TO NODE      4.70 IS CODE =  21
----------------------------------------------------------------------------
  >>>>>RATIONAL METHOD INITIAL SUBAREA ANALYSIS<<<<<
============================================================================
          ASSUMED INITIAL SUBAREA UNIFORM
          DEVELOPMENT IS SINGLE FAMILY(1/2 ACRE)
  TC = K*[(LENGTH**3)/(ELEVATION CHANGE)]**.2
  INITIAL SUBAREA FLOW-LENGTH(FEET) =   865.00
  UPSTREAM ELEVATION(FEET) =     33.40
  DOWNSTREAM ELEVATION(FEET) =     27.50
  ELEVATION DIFFERENCE(FEET) =      5.90
  TC = 0.422*[(  865.00**3)/(     5.90)]**.2 =   17.118
   100 YEAR RAINFALL INTENSITY(INCH/HOUR) =  3.099
  SINGLE-FAMILY(1/2 ACRE LOT) RUNOFF COEFFICIENT = .6421
  SOIL CLASSIFICATION IS "A"
  SUBAREA RUNOFF(CFS) =      6.11
  TOTAL AREA(ACRES) =      3.07   TOTAL RUNOFF(CFS) =      6.11

****************************************************************************
  FLOW PROCESS FROM NODE      4.70 TO NODE      4.70 IS CODE =  81
----------------------------------------------------------------------------
  >>>>>ADDITION OF SUBAREA TO MAINLINE PEAK FLOW<<<<<
============================================================================
   100 YEAR RAINFALL INTENSITY(INCH/HOUR) =  3.099
  SINGLE-FAMILY(1/2 ACRE LOT) RUNOFF COEFFICIENT = .7636
  SOIL CLASSIFICATION IS "B"
  SUBAREA AREA(ACRES) =    0.10   SUBAREA RUNOFF(CFS) =    0.24
  TOTAL AREA(ACRES) =        3.2   TOTAL RUNOFF(CFS) =       6.34
  TC(MIN.) =   17.12

****************************************************************************
  FLOW PROCESS FROM NODE      4.70 TO NODE      4.70 IS CODE =   1
----------------------------------------------------------------------------
  >>>>>DESIGNATE INDEPENDENT STREAM FOR CONFLUENCE<<<<<
============================================================================
  TOTAL NUMBER OF STREAMS =  3
  CONFLUENCE VALUES USED FOR INDEPENDENT STREAM  2 ARE:
  TIME OF CONCENTRATION(MIN.) =   17.12
  RAINFALL INTENSITY(INCH/HR) =   3.10
  TOTAL STREAM AREA(ACRES) =     3.17
  PEAK FLOW RATE(CFS) AT CONFLUENCE =      6.34

****************************************************************************
  FLOW PROCESS FROM NODE      4.20 TO NODE      4.70 IS CODE =  21
----------------------------------------------------------------------------
  >>>>>RATIONAL METHOD INITIAL SUBAREA ANALYSIS<<<<<
============================================================================
          ASSUMED INITIAL SUBAREA UNIFORM
          DEVELOPMENT IS SINGLE FAMILY(1/2 ACRE)
  TC = K*[(LENGTH**3)/(ELEVATION CHANGE)]**.2
  INITIAL SUBAREA FLOW-LENGTH(FEET) =   480.00
  UPSTREAM ELEVATION(FEET) =     31.60
  DOWNSTREAM ELEVATION(FEET) =     27.50
  ELEVATION DIFFERENCE(FEET) =      4.10
  TC = 0.422*[(  480.00**3)/(     4.10)]**.2 =   12.930
   100 YEAR RAINFALL INTENSITY(INCH/HOUR) =  3.667
  SINGLE-FAMILY(1/2 ACRE LOT) RUNOFF COEFFICIENT = .6646
  SOIL CLASSIFICATION IS "A"
  SUBAREA RUNOFF(CFS) =      3.87
  TOTAL AREA(ACRES) =      1.59   TOTAL RUNOFF(CFS) =      3.87

****************************************************************************
```

```
  FLOW PROCESS FROM NODE      4.70 TO NODE      4.70 IS CODE =   1
----------------------------------------------------------------------------
  >>>>>DESIGNATE INDEPENDENT STREAM FOR CONFLUENCE<<<<<
  >>>>>AND COMPUTE VARIOUS CONFLUENCED STREAM VALUES<<<<<
============================================================================
  TOTAL NUMBER OF STREAMS =  3
  CONFLUENCE VALUES USED FOR INDEPENDENT STREAM  3 ARE:
  TIME OF CONCENTRATION(MIN.) =   12.93
  RAINFALL INTENSITY(INCH/HR) =   3.67
  TOTAL STREAM AREA(ACRES) =     1.59
  PEAK FLOW RATE(CFS) AT CONFLUENCE =      3.87

  ** CONFLUENCE DATA **
  STREAM     RUNOFF       Tc      INTENSITY      AREA
  NUMBER      (CFS)     (MIN.)   (INCH/HOUR)    (ACRE)
      1       18.02    15.39        3.303          8.63
      2        6.34    17.12        3.099          3.17
      3        3.87    12.93        3.667          1.59

 **********************************WARNING*********************************
  IN THIS COMPUTER PROGRAM, THE CONFLUENCE VALUE USED IS BASED
  ON THE RCFC&WCD FORMULA OF PLATE D-1 AS DEFAULT VALUE. THIS FORMULA
  WILL NOT NECESSARILY RESULT IN THE MAXIMUM VALUE OF PEAK FLOW.
 ****************************************************************************

  RAINFALL INTENSITY AND TIME OF CONCENTRATION RATIO
  CONFLUENCE FORMULA USED FOR  3 STREAMS.

  ** PEAK FLOW RATE TABLE **
  STREAM     RUNOFF      Tc      INTENSITY
  NUMBER      (CFS)    (MIN.)   (INCH/HOUR)
      1       23.80    12.93       3.667
      2       27.21    15.39       3.303
      3       26.52    17.12       3.099

  COMPUTED CONFLUENCE ESTIMATES ARE AS FOLLOWS:
  PEAK FLOW RATE(CFS) =      27.21   Tc(MIN.) =   15.39
  TOTAL AREA(ACRES) =       13.4
  LONGEST FLOWPATH FROM NODE      3.00 TO NODE      4.70 =    1389.00 FEET.

****************************************************************************
  FLOW PROCESS FROM NODE      4.70 TO NODE      4.90 IS CODE =  31
----------------------------------------------------------------------------
  >>>>>COMPUTE PIPE-FLOW TRAVEL TIME THRU SUBAREA<<<<<
  >>>>>USING COMPUTER-ESTIMATED PIPESIZE (NON-PRESSURE FLOW)<<<<<
============================================================================
  ELEVATION DATA: UPSTREAM(FEET) =    19.70  DOWNSTREAM(FEET) =    19.00
  FLOW LENGTH(FEET) =   147.00   MANNING'S N =  0.013
  DEPTH OF FLOW IN  30.0 INCH PIPE IS  24.2 INCHES
  PIPE-FLOW VELOCITY(FEET/SEC.) =   6.41
  ESTIMATED PIPE DIAMETER(INCH) =  30.00    NUMBER OF PIPES =   1
  PIPE-FLOW(CFS) =      27.21
  PIPE TRAVEL TIME(MIN.) =   0.38    Tc(MIN.) =   15.77
  LONGEST FLOWPATH FROM NODE      3.00 TO NODE      4.90 =    1536.00 FEET.

****************************************************************************
  FLOW PROCESS FROM NODE      4.90 TO NODE      4.90 IS CODE =  81
----------------------------------------------------------------------------
  >>>>>ADDITION OF SUBAREA TO MAINLINE PEAK FLOW<<<<<
============================================================================
   100 YEAR RAINFALL INTENSITY(INCH/HOUR) =  3.254
  SINGLE-FAMILY(1-ACRE LOT) RUNOFF COEFFICIENT = .5649
  SOIL CLASSIFICATION IS "A"
  SUBAREA AREA(ACRES) =    0.99   SUBAREA RUNOFF(CFS) =    1.82
  TOTAL AREA(ACRES) =       14.4   TOTAL RUNOFF(CFS) =      29.03
  TC(MIN.) =   15.77

****************************************************************************
  FLOW PROCESS FROM NODE      4.90 TO NODE      1.90 IS CODE =  11
----------------------------------------------------------------------------
  >>>>>CONFLUENCE MEMORY BANK # 1 WITH THE MAIN-STREAM MEMORY<<<<<
============================================================================

  ** MAIN STREAM CONFLUENCE DATA **
  STREAM     RUNOFF      Tc      INTENSITY     AREA
  NUMBER      (CFS)    (MIN.)   (INCH/HOUR)   (ACRE)
      1       29.03    15.77       3.254       14.38
  LONGEST FLOWPATH FROM NODE      3.00 TO NODE      1.90 =    1536.00 FEET.
```

```
  ** MEMORY BANK #  1 CONFLUENCE DATA **
  STREAM     RUNOFF       Tc      INTENSITY     AREA
  NUMBER      (CFS)    (MIN.)   (INCH/HOUR)   (ACRE)
      1        6.61    12.56       3.732        2.49
  LONGEST FLOWPATH FROM NODE      1.00 TO NODE      1.90 =     674.00 FEET.

 ********************************WARNING*********************************
  IN THIS COMPUTER PROGRAM, THE CONFLUENCE VALUE USED IS BASED
  ON THE RCFC&WCD FORMULA OF PLATE D-1 AS DEFAULT VALUE. THIS FORMULA
  WILL NOT NECESSARILY RESULT IN THE MAXIMUM VALUE OF PEAK FLOW.
 ************************************************************************

  ** PEAK FLOW RATE TABLE **
  STREAM    RUNOFF       Tc      INTENSITY
  NUMBER     (CFS)     (MIN.)   (INCH/HOUR)
      1      29.71      12.56        3.732
      2      34.79      15.77        3.254

  COMPUTED CONFLUENCE ESTIMATES ARE AS FOLLOWS:
  PEAK FLOW RATE(CFS) =      34.79   Tc(MIN.) =   15.77
  TOTAL AREA(ACRES) =       16.9

+-----------------------------------------------------------------------+
|                                                                       |
|                                                                       |
|                                                                       |
+-----------------------------------------------------------------------+

****************************************************************************
  FLOW PROCESS FROM NODE      5.00 TO NODE      5.40 IS CODE =  21
----------------------------------------------------------------------------
  >>>>>RATIONAL METHOD INITIAL SUBAREA ANALYSIS<<<<<
============================================================================
         ASSUMED INITIAL SUBAREA UNIFORM
         DEVELOPMENT IS SINGLE FAMILY(1/2 ACRE)
  TC = K*[(LENGTH**3)/(ELEVATION CHANGE)]**.2
  INITIAL SUBAREA FLOW-LENGTH(FEET) =   520.00
  UPSTREAM ELEVATION(FEET) =     32.30
  DOWNSTREAM ELEVATION(FEET) =     27.80
  ELEVATION DIFFERENCE(FEET) =      4.50
  TC = 0.422*[(  520.00**3)/(     4.50)]**.2 =   13.316
   100 YEAR RAINFALL INTENSITY(INCH/HOUR) =  3.603
  SINGLE-FAMILY(1/2 ACRE LOT) RUNOFF COEFFICIENT = .6623
  SOIL CLASSIFICATION IS "A"
  SUBAREA RUNOFF(CFS) =      4.25
  TOTAL AREA(ACRES) =      1.78   TOTAL RUNOFF(CFS) =      4.25

****************************************************************************
  FLOW PROCESS FROM NODE      5.40 TO NODE      5.40 IS CODE =   1
----------------------------------------------------------------------------
  >>>>>DESIGNATE INDEPENDENT STREAM FOR CONFLUENCE<<<<<
============================================================================
  TOTAL NUMBER OF STREAMS =  2
  CONFLUENCE VALUES USED FOR INDEPENDENT STREAM  1 ARE:
  TIME OF CONCENTRATION(MIN.) =   13.32
  RAINFALL INTENSITY(INCH/HR) =   3.60
  TOTAL STREAM AREA(ACRES) =     1.78
  PEAK FLOW RATE(CFS) AT CONFLUENCE =      4.25

****************************************************************************
  FLOW PROCESS FROM NODE      5.10 TO NODE      5.40 IS CODE =  21
----------------------------------------------------------------------------
  >>>>>RATIONAL METHOD INITIAL SUBAREA ANALYSIS<<<<<
============================================================================
         ASSUMED INITIAL SUBAREA UNIFORM
         DEVELOPMENT IS SINGLE FAMILY (1/4 ACRE)
  TC = K*[(LENGTH**3)/(ELEVATION CHANGE)]**.2
  INITIAL SUBAREA FLOW-LENGTH(FEET) =   598.00
  UPSTREAM ELEVATION(FEET) =     32.90
  DOWNSTREAM ELEVATION(FEET) =     27.80
  ELEVATION DIFFERENCE(FEET) =      5.10
  TC = 0.393*[(  598.00**3)/(     5.10)]**.2 =   13.136
   100 YEAR RAINFALL INTENSITY(INCH/HOUR) =  3.632
  SINGLE-FAMILY(1/4 ACRE LOT) RUNOFF COEFFICIENT = .7028
  SOIL CLASSIFICATION IS "A"
  SUBAREA RUNOFF(CFS) =      8.27
  TOTAL AREA(ACRES) =      3.24   TOTAL RUNOFF(CFS) =      8.27

****************************************************************************
```

```
  FLOW PROCESS FROM NODE      5.40 TO NODE      5.40 IS CODE =  81
----------------------------------------------------------------------------
  >>>>>ADDITION OF SUBAREA TO MAINLINE PEAK FLOW<<<<<
============================================================================
   100 YEAR RAINFALL INTENSITY(INCH/HOUR) =  3.632
  SINGLE-FAMILY(1/4 ACRE LOT) RUNOFF COEFFICIENT = .7993
  SOIL CLASSIFICATION IS "B"
  SUBAREA AREA(ACRES) =    0.14   SUBAREA RUNOFF(CFS) =    0.41
  TOTAL AREA(ACRES) =        3.4   TOTAL RUNOFF(CFS) =       8.68
  TC(MIN.) =   13.14

****************************************************************************
  FLOW PROCESS FROM NODE      5.40 TO NODE      5.40 IS CODE =   1
----------------------------------------------------------------------------
  >>>>>DESIGNATE INDEPENDENT STREAM FOR CONFLUENCE<<<<<
  >>>>>AND COMPUTE VARIOUS CONFLUENCED STREAM VALUES<<<<<
============================================================================
  TOTAL NUMBER OF STREAMS =  2
  CONFLUENCE VALUES USED FOR INDEPENDENT STREAM  2 ARE:
  TIME OF CONCENTRATION(MIN.) =   13.14
  RAINFALL INTENSITY(INCH/HR) =   3.63
  TOTAL STREAM AREA(ACRES) =     3.38
  PEAK FLOW RATE(CFS) AT CONFLUENCE =      8.68

  ** CONFLUENCE DATA **
  STREAM     RUNOFF       Tc      INTENSITY      AREA
  NUMBER      (CFS)     (MIN.)   (INCH/HOUR)    (ACRE)
      1        4.25    13.32        3.603          1.78
      2        8.68    13.14        3.632          3.38

 ********************************WARNING*********************************
  IN THIS COMPUTER PROGRAM, THE CONFLUENCE VALUE USED IS BASED
  ON THE RCFC&WCD FORMULA OF PLATE D-1 AS DEFAULT VALUE. THIS FORMULA
  WILL NOT NECESSARILY RESULT IN THE MAXIMUM VALUE OF PEAK FLOW.
 ****************************************************************************

  RAINFALL INTENSITY AND TIME OF CONCENTRATION RATIO
  CONFLUENCE FORMULA USED FOR  2 STREAMS.

  ** PEAK FLOW RATE TABLE **
  STREAM     RUNOFF      Tc      INTENSITY
  NUMBER      (CFS)    (MIN.)   (INCH/HOUR)
      1       12.87    13.14       3.632
      2       12.85    13.32       3.603

  COMPUTED CONFLUENCE ESTIMATES ARE AS FOLLOWS:
  PEAK FLOW RATE(CFS) =      12.87   Tc(MIN.) =   13.14
  TOTAL AREA(ACRES) =        5.2
  LONGEST FLOWPATH FROM NODE      5.10 TO NODE      5.40 =     598.00 FEET.

****************************************************************************
  FLOW PROCESS FROM NODE      5.40 TO NODE      5.70 IS CODE =  61
----------------------------------------------------------------------------
  >>>>>COMPUTE STREET FLOW TRAVEL TIME THRU SUBAREA<<<<<
  >>>>>(STANDARD CURB SECTION USED)<<<<<
============================================================================
  UPSTREAM ELEVATION(FEET) =   27.80  DOWNSTREAM ELEVATION(FEET) =   26.70
  STREET LENGTH(FEET) =   418.00   CURB HEIGHT(INCHES) =  6.0
  STREET HALFWIDTH(FEET) = 18.00

  DISTANCE FROM CROWN TO CROSSFALL GRADEBREAK(FEET) =  13.00
  INSIDE STREET CROSSFALL(DECIMAL) =  0.020
  OUTSIDE STREET CROSSFALL(DECIMAL)  =  0.020

  SPECIFIED NUMBER OF HALFSTREETS CARRYING RUNOFF =  2
  Manning's FRICTION FACTOR for Streetflow Section(curb-to-curb) =   0.0150

    **TRAVEL TIME COMPUTED USING ESTIMATED FLOW(CFS) =      15.40
    ***STREET FLOWING FULL***
    STREETFLOW MODEL RESULTS USING ESTIMATED FLOW:
         NOTE: STREET FLOW EXCEEDS TOP OF CURB.
         THE FOLLOWING STREET FLOW RESULTS ARE BASED ON THE ASSUMPTION
         THAT NEGLIBLE FLOW OCCURS OUTSIDE OF THE STREET CHANNEL.
         THAT IS, ALL FLOW ALONG THE PARKWAY, ETC., IS NEGLECTED.
    STREET FLOW DEPTH(FEET) =  0.53
    HALFSTREET FLOOD WIDTH(FEET) =   18.00
    AVERAGE FLOW VELOCITY(FEET/SEC.) =    1.87
    PRODUCT OF DEPTH&VELOCITY(FT*FT/SEC.) =    0.99
  STREET FLOW TRAVEL TIME(MIN.) =   3.72   Tc(MIN.) =   16.86
```

```
   100 YEAR RAINFALL INTENSITY(INCH/HOUR) =  3.127
  SINGLE-FAMILY(1/4 ACRE LOT) RUNOFF COEFFICIENT = .6861
  SOIL CLASSIFICATION IS "A"
  SUBAREA AREA(ACRES) =    2.36      SUBAREA RUNOFF(CFS) =    5.06
  TOTAL AREA(ACRES) =        7.5        PEAK FLOW RATE(CFS) =      17.93

  END OF SUBAREA STREET FLOW HYDRAULICS:
  DEPTH(FEET) = 0.55   HALFSTREET FLOOD WIDTH(FEET) =  18.00
  FLOW VELOCITY(FEET/SEC.) =  1.99   DEPTH*VELOCITY(FT*FT/SEC.) =   1.09
  LONGEST FLOWPATH FROM NODE      5.10 TO NODE      5.70 =    1016.00 FEET.

****************************************************************************
  FLOW PROCESS FROM NODE      5.70 TO NODE      5.90 IS CODE =  31
----------------------------------------------------------------------------
  >>>>>COMPUTE PIPE-FLOW TRAVEL TIME THRU SUBAREA<<<<<
  >>>>>USING COMPUTER-ESTIMATED PIPESIZE (NON-PRESSURE FLOW)<<<<<
============================================================================
  ELEVATION DATA: UPSTREAM(FEET) =    19.70  DOWNSTREAM(FEET) =    17.00
  FLOW LENGTH(FEET) =   165.00   MANNING'S N =  0.013
  DEPTH OF FLOW IN  21.0 INCH PIPE IS  15.7 INCHES
  PIPE-FLOW VELOCITY(FEET/SEC.) =   9.30
  ESTIMATED PIPE DIAMETER(INCH) =  21.00    NUMBER OF PIPES =   1
  PIPE-FLOW(CFS) =      17.93
  PIPE TRAVEL TIME(MIN.) =   0.30    Tc(MIN.) =   17.15
  LONGEST FLOWPATH FROM NODE      5.10 TO NODE      5.90 =    1181.00 FEET.

****************************************************************************
  FLOW PROCESS FROM NODE      5.90 TO NODE      5.90 IS CODE =  81
----------------------------------------------------------------------------
  >>>>>ADDITION OF SUBAREA TO MAINLINE PEAK FLOW<<<<<
============================================================================
   100 YEAR RAINFALL INTENSITY(INCH/HOUR) =  3.095
  SINGLE-FAMILY(1-ACRE LOT) RUNOFF COEFFICIENT = .5559
  SOIL CLASSIFICATION IS "A"
  SUBAREA AREA(ACRES) =    1.20   SUBAREA RUNOFF(CFS) =    2.06
  TOTAL AREA(ACRES) =        8.7   TOTAL RUNOFF(CFS) =      19.99
  TC(MIN.) =   17.15

****************************************************************************
  FLOW PROCESS FROM NODE      5.90 TO NODE      5.90 IS CODE =  10
----------------------------------------------------------------------------
  >>>>>MAIN-STREAM MEMORY COPIED ONTO MEMORY BANK # 2 <<<<<
============================================================================

****************************************************************************
  FLOW PROCESS FROM NODE      6.00 TO NODE      6.50 IS CODE =  21
----------------------------------------------------------------------------
  >>>>>RATIONAL METHOD INITIAL SUBAREA ANALYSIS<<<<<
============================================================================
          ASSUMED INITIAL SUBAREA UNIFORM
          DEVELOPMENT IS SINGLE FAMILY(1/2 ACRE)
  TC = K*[(LENGTH**3)/(ELEVATION CHANGE)]**.2
  INITIAL SUBAREA FLOW-LENGTH(FEET) =   339.00
  UPSTREAM ELEVATION(FEET) =     30.50
  DOWNSTREAM ELEVATION(FEET) =     27.00
  ELEVATION DIFFERENCE(FEET) =      3.50
  TC = 0.422*[(  339.00**3)/(     3.50)]**.2 =   10.832
   100 YEAR RAINFALL INTENSITY(INCH/HOUR) =  4.078
  SINGLE-FAMILY(1/2 ACRE LOT) RUNOFF COEFFICIENT = .6786
  SOIL CLASSIFICATION IS "A"
  SUBAREA RUNOFF(CFS) =      3.24
  TOTAL AREA(ACRES) =      1.17   TOTAL RUNOFF(CFS) =      3.24

****************************************************************************
  FLOW PROCESS FROM NODE      6.50 TO NODE      6.50 IS CODE =  81
----------------------------------------------------------------------------
  >>>>>ADDITION OF SUBAREA TO MAINLINE PEAK FLOW<<<<<
============================================================================
   100 YEAR RAINFALL INTENSITY(INCH/HOUR) =  4.078
  SINGLE-FAMILY(1/2 ACRE LOT) RUNOFF COEFFICIENT = .7896
  SOIL CLASSIFICATION IS "B"
  SUBAREA AREA(ACRES) =    0.50   SUBAREA RUNOFF(CFS) =    1.61
  TOTAL AREA(ACRES) =        1.7   TOTAL RUNOFF(CFS) =       4.85
  TC(MIN.) =   10.83

****************************************************************************
  FLOW PROCESS FROM NODE      6.50 TO NODE      6.90 IS CODE =  31
----------------------------------------------------------------------------
  >>>>>COMPUTE PIPE-FLOW TRAVEL TIME THRU SUBAREA<<<<<
```

```
  >>>>>USING COMPUTER-ESTIMATED PIPESIZE (NON-PRESSURE FLOW)<<<<<
==============================================================================
  ELEVATION DATA: UPSTREAM(FEET) =    21.00  DOWNSTREAM(FEET) =    17.00
  FLOW LENGTH(FEET) =    34.00   MANNING'S N =  0.013
  ESTIMATED PIPE DIAMETER(INCH) INCREASED TO 18.000
  DEPTH OF FLOW IN  18.0 INCH PIPE IS   4.5 INCHES
  PIPE-FLOW VELOCITY(FEET/SEC.) =  13.96
  ESTIMATED PIPE DIAMETER(INCH) =  18.00    NUMBER OF PIPES =   1
  PIPE-FLOW(CFS) =       4.85
  PIPE TRAVEL TIME(MIN.) =   0.04    Tc(MIN.) =   10.87
  LONGEST FLOWPATH FROM NODE      6.00 TO NODE      6.90 =     373.00 FEET.

****************************************************************************
  FLOW PROCESS FROM NODE      6.90 TO NODE      5.90 IS CODE =  11
----------------------------------------------------------------------------
  >>>>>CONFLUENCE MEMORY BANK # 2 WITH THE MAIN-STREAM MEMORY<<<<<
==============================================================================

  ** MAIN STREAM CONFLUENCE DATA **
  STREAM     RUNOFF      Tc      INTENSITY     AREA
  NUMBER      (CFS)    (MIN.)   (INCH/HOUR)   (ACRE)
      1        4.85    10.87       4.069        1.67
  LONGEST FLOWPATH FROM NODE      6.00 TO NODE      5.90 =     373.00 FEET.

  ** MEMORY BANK #  2 CONFLUENCE DATA **
  STREAM     RUNOFF      Tc      INTENSITY     AREA
  NUMBER      (CFS)    (MIN.)   (INCH/HOUR)   (ACRE)
      1       19.99    17.15       3.095        8.72
  LONGEST FLOWPATH FROM NODE      5.10 TO NODE      5.90 =    1181.00 FEET.

 **********************************WARNING**********************************
  IN THIS COMPUTER PROGRAM, THE CONFLUENCE VALUE USED IS BASED
  ON THE RCFC&WCD FORMULA OF PLATE D-1 AS DEFAULT VALUE. THIS FORMULA
  WILL NOT NECESSARILY RESULT IN THE MAXIMUM VALUE OF PEAK FLOW.
 ****************************************************************************

  ** PEAK FLOW RATE TABLE **
  STREAM    RUNOFF       Tc      INTENSITY
  NUMBER     (CFS)     (MIN.)   (INCH/HOUR)
      1      17.52      10.87        4.069
      2      23.68      17.15        3.095

  COMPUTED CONFLUENCE ESTIMATES ARE AS FOLLOWS:
  PEAK FLOW RATE(CFS) =      23.68   Tc(MIN.) =   17.15
  TOTAL AREA(ACRES) =       10.4

+----------------------------------------------------------------------------+
|                                                                            |
|                                                                            |
|                                                                            |
+----------------------------------------------------------------------------+

****************************************************************************
  FLOW PROCESS FROM NODE      7.00 TO NODE      7.50 IS CODE =  21
----------------------------------------------------------------------------
  >>>>>RATIONAL METHOD INITIAL SUBAREA ANALYSIS<<<<<
==============================================================================
         ASSUMED INITIAL SUBAREA UNIFORM
         DEVELOPMENT IS SINGLE FAMILY(1/2 ACRE)
  TC = K*[(LENGTH**3)/(ELEVATION CHANGE)]**.2
  INITIAL SUBAREA FLOW-LENGTH(FEET) =   754.00
  UPSTREAM ELEVATION(FEET) =     32.90
  DOWNSTREAM ELEVATION(FEET) =     27.00
  ELEVATION DIFFERENCE(FEET) =      5.90
  TC = 0.422*[(  754.00**3)/(     5.90)]**.2 =   15.764
   100 YEAR RAINFALL INTENSITY(INCH/HOUR) =  3.256
  SINGLE-FAMILY(1/2 ACRE LOT) RUNOFF COEFFICIENT = .6487
  SOIL CLASSIFICATION IS "A"
  SUBAREA RUNOFF(CFS) =      4.22
  TOTAL AREA(ACRES) =      2.00   TOTAL RUNOFF(CFS) =      4.22

****************************************************************************
  FLOW PROCESS FROM NODE      7.50 TO NODE      7.50 IS CODE =  81
----------------------------------------------------------------------------
  >>>>>ADDITION OF SUBAREA TO MAINLINE PEAK FLOW<<<<<
==============================================================================
   100 YEAR RAINFALL INTENSITY(INCH/HOUR) =  3.256
  SINGLE-FAMILY(1/2 ACRE LOT) RUNOFF COEFFICIENT = .7685
  SOIL CLASSIFICATION IS "B"
```

```
  SUBAREA AREA(ACRES) =    4.34   SUBAREA RUNOFF(CFS) =   10.86
  TOTAL AREA(ACRES) =        6.3   TOTAL RUNOFF(CFS) =      15.08
  TC(MIN.) =   15.76

****************************************************************************
  FLOW PROCESS FROM NODE      7.50 TO NODE      7.80 IS CODE =  31
----------------------------------------------------------------------------
  >>>>>COMPUTE PIPE-FLOW TRAVEL TIME THRU SUBAREA<<<<<
  >>>>>USING COMPUTER-ESTIMATED PIPESIZE (NON-PRESSURE FLOW)<<<<<
============================================================================
  ELEVATION DATA: UPSTREAM(FEET) =    20.00  DOWNSTREAM(FEET) =    19.20
  FLOW LENGTH(FEET) =   261.00   MANNING'S N =  0.013
  DEPTH OF FLOW IN  27.0 INCH PIPE IS  20.1 INCHES
  PIPE-FLOW VELOCITY(FEET/SEC.) =   4.76
  ESTIMATED PIPE DIAMETER(INCH) =  27.00    NUMBER OF PIPES =   1
  PIPE-FLOW(CFS) =      15.08
  PIPE TRAVEL TIME(MIN.) =   0.91    Tc(MIN.) =   16.68
  LONGEST FLOWPATH FROM NODE      7.00 TO NODE      7.80 =    1015.00 FEET.

****************************************************************************
  FLOW PROCESS FROM NODE      7.80 TO NODE      7.80 IS CODE =   1
----------------------------------------------------------------------------
  >>>>>DESIGNATE INDEPENDENT STREAM FOR CONFLUENCE<<<<<
============================================================================
  TOTAL NUMBER OF STREAMS =  2
  CONFLUENCE VALUES USED FOR INDEPENDENT STREAM  1 ARE:
  TIME OF CONCENTRATION(MIN.) =   16.68
  RAINFALL INTENSITY(INCH/HR) =   3.15
  TOTAL STREAM AREA(ACRES) =     6.34
  PEAK FLOW RATE(CFS) AT CONFLUENCE =     15.08

****************************************************************************
  FLOW PROCESS FROM NODE      7.60 TO NODE      7.80 IS CODE =  21
----------------------------------------------------------------------------
  >>>>>RATIONAL METHOD INITIAL SUBAREA ANALYSIS<<<<<
============================================================================
         ASSUMED INITIAL SUBAREA UNIFORM
         DEVELOPMENT IS SINGLE FAMILY (1/4 ACRE)
  TC = K*[(LENGTH**3)/(ELEVATION CHANGE)]**.2
  INITIAL SUBAREA FLOW-LENGTH(FEET) =   320.00
  UPSTREAM ELEVATION(FEET) =     29.90
  DOWNSTREAM ELEVATION(FEET) =     27.30
  ELEVATION DIFFERENCE(FEET) =      2.60
  TC = 0.393*[(  320.00**3)/(     2.60)]**.2 =   10.329
   100 YEAR RAINFALL INTENSITY(INCH/HOUR) =  4.196
  SINGLE-FAMILY(1/4 ACRE LOT) RUNOFF COEFFICIENT = .8101
  SOIL CLASSIFICATION IS "B"
  SUBAREA RUNOFF(CFS) =      4.66
  TOTAL AREA(ACRES) =      1.37   TOTAL RUNOFF(CFS) =      4.66

****************************************************************************
  FLOW PROCESS FROM NODE      7.80 TO NODE      7.80 IS CODE =   1
----------------------------------------------------------------------------
  >>>>>DESIGNATE INDEPENDENT STREAM FOR CONFLUENCE<<<<<
  >>>>>AND COMPUTE VARIOUS CONFLUENCED STREAM VALUES<<<<<
============================================================================
  TOTAL NUMBER OF STREAMS =  2
  CONFLUENCE VALUES USED FOR INDEPENDENT STREAM  2 ARE:
  TIME OF CONCENTRATION(MIN.) =   10.33
  RAINFALL INTENSITY(INCH/HR) =   4.20
  TOTAL STREAM AREA(ACRES) =     1.37
  PEAK FLOW RATE(CFS) AT CONFLUENCE =      4.66

  ** CONFLUENCE DATA **
  STREAM     RUNOFF       Tc      INTENSITY      AREA
  NUMBER      (CFS)     (MIN.)   (INCH/HOUR)    (ACRE)
      1       15.08    16.68        3.147          6.34
      2        4.66    10.33        4.196          1.37

 **********************************WARNING**********************************
  IN THIS COMPUTER PROGRAM, THE CONFLUENCE VALUE USED IS BASED
  ON THE RCFC&WCD FORMULA OF PLATE D-1 AS DEFAULT VALUE. THIS FORMULA
  WILL NOT NECESSARILY RESULT IN THE MAXIMUM VALUE OF PEAK FLOW.
 ***************************************************************************

  RAINFALL INTENSITY AND TIME OF CONCENTRATION RATIO
  CONFLUENCE FORMULA USED FOR  2 STREAMS.

  ** PEAK FLOW RATE TABLE **
```

```
  STREAM     RUNOFF      Tc      INTENSITY
  NUMBER      (CFS)    (MIN.)   (INCH/HOUR)
      1       14.00    10.33       4.196
      2       18.58    16.68       3.147

  COMPUTED CONFLUENCE ESTIMATES ARE AS FOLLOWS:
  PEAK FLOW RATE(CFS) =      18.58   Tc(MIN.) =   16.68
  TOTAL AREA(ACRES) =        7.7
  LONGEST FLOWPATH FROM NODE      7.00 TO NODE      7.80 =    1015.00 FEET.

****************************************************************************
  FLOW PROCESS FROM NODE      7.80 TO NODE      7.90 IS CODE =  31
----------------------------------------------------------------------------
  >>>>>COMPUTE PIPE-FLOW TRAVEL TIME THRU SUBAREA<<<<<
  >>>>>USING COMPUTER-ESTIMATED PIPESIZE (NON-PRESSURE FLOW)<<<<<
============================================================================
  ELEVATION DATA: UPSTREAM(FEET) =    19.20  DOWNSTREAM(FEET) =    16.00
  FLOW LENGTH(FEET) =   136.00   MANNING'S N =  0.013
  DEPTH OF FLOW IN  21.0 INCH PIPE IS  14.0 INCHES
  PIPE-FLOW VELOCITY(FEET/SEC.) =  10.90
  ESTIMATED PIPE DIAMETER(INCH) =  21.00    NUMBER OF PIPES =   1
  PIPE-FLOW(CFS) =      18.58
  PIPE TRAVEL TIME(MIN.) =   0.21    Tc(MIN.) =   16.89
  LONGEST FLOWPATH FROM NODE      7.00 TO NODE      7.90 =    1151.00 FEET.

****************************************************************************
  FLOW PROCESS FROM NODE      7.90 TO NODE      7.90 IS CODE =  81
----------------------------------------------------------------------------
  >>>>>ADDITION OF SUBAREA TO MAINLINE PEAK FLOW<<<<<
============================================================================
   100 YEAR RAINFALL INTENSITY(INCH/HOUR) =  3.124
  CONDOMINIUM DEVELOPMENT RUNOFF COEFFICIENT = .8209
  SOIL CLASSIFICATION IS "B"
  SUBAREA AREA(ACRES) =    1.21   SUBAREA RUNOFF(CFS) =    3.10
  TOTAL AREA(ACRES) =        8.9   TOTAL RUNOFF(CFS) =      21.68
  TC(MIN.) =   16.89

+--------------------------------------------------------------------------+
|                                                                          |
|                                                                          |
|                                                                          |
+--------------------------------------------------------------------------+

****************************************************************************
  FLOW PROCESS FROM NODE      8.00 TO NODE      8.50 IS CODE =  21
----------------------------------------------------------------------------
  >>>>>RATIONAL METHOD INITIAL SUBAREA ANALYSIS<<<<<
============================================================================
          ASSUMED INITIAL SUBAREA UNIFORM
          DEVELOPMENT IS SINGLE FAMILY (1/4 ACRE)
  TC = K*[(LENGTH**3)/(ELEVATION CHANGE)]**.2
  INITIAL SUBAREA FLOW-LENGTH(FEET) =   528.00
  UPSTREAM ELEVATION(FEET) =     30.60
  DOWNSTREAM ELEVATION(FEET) =     26.00
  ELEVATION DIFFERENCE(FEET) =      4.60
  TC = 0.393*[(  528.00**3)/(     4.60)]**.2 =   12.445
   100 YEAR RAINFALL INTENSITY(INCH/HOUR) =  3.752
  SINGLE-FAMILY(1/4 ACRE LOT) RUNOFF COEFFICIENT = .8018
  SOIL CLASSIFICATION IS "B"
  SUBAREA RUNOFF(CFS) =      7.85
  TOTAL AREA(ACRES) =      2.61   TOTAL RUNOFF(CFS) =      7.85

****************************************************************************
  FLOW PROCESS FROM NODE      8.50 TO NODE      8.70 IS CODE =  31
----------------------------------------------------------------------------
  >>>>>COMPUTE PIPE-FLOW TRAVEL TIME THRU SUBAREA<<<<<
  >>>>>USING COMPUTER-ESTIMATED PIPESIZE (NON-PRESSURE FLOW)<<<<<
============================================================================
  ELEVATION DATA: UPSTREAM(FEET) =    20.50  DOWNSTREAM(FEET) =    20.30
  FLOW LENGTH(FEET) =    44.00   MANNING'S N =  0.013
  DEPTH OF FLOW IN  21.0 INCH PIPE IS  13.6 INCHES
  PIPE-FLOW VELOCITY(FEET/SEC.) =   4.75
  ESTIMATED PIPE DIAMETER(INCH) =  21.00    NUMBER OF PIPES =   1
  PIPE-FLOW(CFS) =       7.85
  PIPE TRAVEL TIME(MIN.) =   0.15    Tc(MIN.) =   12.60
  LONGEST FLOWPATH FROM NODE      8.00 TO NODE      8.70 =     572.00 FEET.

****************************************************************************
  FLOW PROCESS FROM NODE      8.70 TO NODE      8.70 IS CODE =  81
```

```
----------------------------------------------------------------------------
  >>>>>ADDITION OF SUBAREA TO MAINLINE PEAK FLOW<<<<<
============================================================================
   100 YEAR RAINFALL INTENSITY(INCH/HOUR) =  3.724
  COMMERCIAL DEVELOPMENT RUNOFF COEFFICIENT = .8802
  SOIL CLASSIFICATION IS "B"
  SUBAREA AREA(ACRES) =    0.23   SUBAREA RUNOFF(CFS) =    0.75
  TOTAL AREA(ACRES) =        2.8   TOTAL RUNOFF(CFS) =       8.61
  TC(MIN.) =   12.60

****************************************************************************
  FLOW PROCESS FROM NODE      8.70 TO NODE      8.70 IS CODE =  81
----------------------------------------------------------------------------
  >>>>>ADDITION OF SUBAREA TO MAINLINE PEAK FLOW<<<<<
============================================================================
   100 YEAR RAINFALL INTENSITY(INCH/HOUR) =  3.724
  SINGLE-FAMILY(1-ACRE LOT) RUNOFF COEFFICIENT = .7419
  SOIL CLASSIFICATION IS "B"
  SUBAREA AREA(ACRES) =    0.19   SUBAREA RUNOFF(CFS) =    0.53
  TOTAL AREA(ACRES) =        3.0   TOTAL RUNOFF(CFS) =       9.13
  TC(MIN.) =   12.60

****************************************************************************
  FLOW PROCESS FROM NODE      8.70 TO NODE      8.80 IS CODE =  31
----------------------------------------------------------------------------
  >>>>>COMPUTE PIPE-FLOW TRAVEL TIME THRU SUBAREA<<<<<
  >>>>>USING COMPUTER-ESTIMATED PIPESIZE (NON-PRESSURE FLOW)<<<<<
============================================================================
  ELEVATION DATA: UPSTREAM(FEET) =    20.30  DOWNSTREAM(FEET) =    20.10
  FLOW LENGTH(FEET) =    60.00   MANNING'S N =  0.013
  DEPTH OF FLOW IN  24.0 INCH PIPE IS  15.0 INCHES
  PIPE-FLOW VELOCITY(FEET/SEC.) =   4.41
  ESTIMATED PIPE DIAMETER(INCH) =  24.00    NUMBER OF PIPES =   1
  PIPE-FLOW(CFS) =       9.13
  PIPE TRAVEL TIME(MIN.) =   0.23    Tc(MIN.) =   12.83
  LONGEST FLOWPATH FROM NODE      8.00 TO NODE      8.80 =     632.00 FEET.

****************************************************************************
  FLOW PROCESS FROM NODE      8.80 TO NODE      8.80 IS CODE =  81
----------------------------------------------------------------------------
  >>>>>ADDITION OF SUBAREA TO MAINLINE PEAK FLOW<<<<<
============================================================================
   100 YEAR RAINFALL INTENSITY(INCH/HOUR) =  3.685
  COMMERCIAL DEVELOPMENT RUNOFF COEFFICIENT = .8801
  SOIL CLASSIFICATION IS "B"
  SUBAREA AREA(ACRES) =    0.24   SUBAREA RUNOFF(CFS) =    0.78
  TOTAL AREA(ACRES) =        3.3   TOTAL RUNOFF(CFS) =       9.91
  TC(MIN.) =   12.83

****************************************************************************
  FLOW PROCESS FROM NODE      8.80 TO NODE      8.90 IS CODE =  31
----------------------------------------------------------------------------
  >>>>>COMPUTE PIPE-FLOW TRAVEL TIME THRU SUBAREA<<<<<
  >>>>>USING COMPUTER-ESTIMATED PIPESIZE (NON-PRESSURE FLOW)<<<<<
============================================================================
  ELEVATION DATA: UPSTREAM(FEET) =    20.10  DOWNSTREAM(FEET) =    20.00
  FLOW LENGTH(FEET) =    27.00   MANNING'S N =  0.013
  DEPTH OF FLOW IN  24.0 INCH PIPE IS  15.3 INCHES
  PIPE-FLOW VELOCITY(FEET/SEC.) =   4.67
  ESTIMATED PIPE DIAMETER(INCH) =  24.00    NUMBER OF PIPES =   1
  PIPE-FLOW(CFS) =       9.91
  PIPE TRAVEL TIME(MIN.) =   0.10    Tc(MIN.) =   12.92
  LONGEST FLOWPATH FROM NODE      8.00 TO NODE      8.90 =     659.00 FEET.

****************************************************************************
  FLOW PROCESS FROM NODE      8.90 TO NODE      8.90 IS CODE =  81
----------------------------------------------------------------------------
  >>>>>ADDITION OF SUBAREA TO MAINLINE PEAK FLOW<<<<<
============================================================================
   100 YEAR RAINFALL INTENSITY(INCH/HOUR) =  3.668
  SINGLE-FAMILY(1-ACRE LOT) RUNOFF COEFFICIENT = .7401
  SOIL CLASSIFICATION IS "B"
  SUBAREA AREA(ACRES) =    0.41   SUBAREA RUNOFF(CFS) =    1.11
  TOTAL AREA(ACRES) =        3.7   TOTAL RUNOFF(CFS) =      11.02
  TC(MIN.) =   12.92

+--------------------------------------------------------------------------+
|                                                                          |
|                                                                          |
```

```
|                                                                        |
+------------------------------------------------------------------------+

****************************************************************************
  FLOW PROCESS FROM NODE      9.00 TO NODE      9.30 IS CODE =  21
----------------------------------------------------------------------------
  >>>>>RATIONAL METHOD INITIAL SUBAREA ANALYSIS<<<<<
============================================================================
         ASSUMED INITIAL SUBAREA UNIFORM
         DEVELOPMENT IS SINGLE FAMILY (1/4 ACRE)
  TC = K*[(LENGTH**3)/(ELEVATION CHANGE)]**.2
  INITIAL SUBAREA FLOW-LENGTH(FEET) =   732.00
  UPSTREAM ELEVATION(FEET) =     30.10
  DOWNSTREAM ELEVATION(FEET) =     26.00
  ELEVATION DIFFERENCE(FEET) =      4.10
  TC = 0.393*[(  732.00**3)/(     4.10)]**.2 =   15.492
   100 YEAR RAINFALL INTENSITY(INCH/HOUR) =  3.290
  SINGLE-FAMILY(1/4 ACRE LOT) RUNOFF COEFFICIENT = .7913
  SOIL CLASSIFICATION IS "B"
  SUBAREA RUNOFF(CFS) =      5.99
  TOTAL AREA(ACRES) =      2.30   TOTAL RUNOFF(CFS) =      5.99

****************************************************************************
  FLOW PROCESS FROM NODE      9.30 TO NODE      9.90 IS CODE =  31
----------------------------------------------------------------------------
  >>>>>COMPUTE PIPE-FLOW TRAVEL TIME THRU SUBAREA<<<<<
  >>>>>USING COMPUTER-ESTIMATED PIPESIZE (NON-PRESSURE FLOW)<<<<<
============================================================================
  ELEVATION DATA: UPSTREAM(FEET) =    20.50  DOWNSTREAM(FEET) =    20.00
  FLOW LENGTH(FEET) =   156.00   MANNING'S N =  0.013
  DEPTH OF FLOW IN  21.0 INCH PIPE IS  12.8 INCHES
  PIPE-FLOW VELOCITY(FEET/SEC.) =   3.91
  ESTIMATED PIPE DIAMETER(INCH) =  21.00    NUMBER OF PIPES =   1
  PIPE-FLOW(CFS) =       5.99
  PIPE TRAVEL TIME(MIN.) =   0.66    Tc(MIN.) =   16.16
  LONGEST FLOWPATH FROM NODE      9.00 TO NODE      9.90 =     888.00 FEET.

****************************************************************************
  FLOW PROCESS FROM NODE      9.90 TO NODE      9.90 IS CODE =  10
----------------------------------------------------------------------------
  >>>>>MAIN-STREAM MEMORY COPIED ONTO MEMORY BANK # 3 <<<<<
============================================================================

****************************************************************************
  FLOW PROCESS FROM NODE     10.00 TO NODE     10.30 IS CODE =  21
----------------------------------------------------------------------------
  >>>>>RATIONAL METHOD INITIAL SUBAREA ANALYSIS<<<<<
============================================================================
         ASSUMED INITIAL SUBAREA UNIFORM
         DEVELOPMENT IS COMMERCIAL
  TC = K*[(LENGTH**3)/(ELEVATION CHANGE)]**.2
  INITIAL SUBAREA FLOW-LENGTH(FEET) =   335.00
  UPSTREAM ELEVATION(FEET) =     29.50
  DOWNSTREAM ELEVATION(FEET) =     26.00
  ELEVATION DIFFERENCE(FEET) =      3.50
  TC = 0.303*[(  335.00**3)/(     3.50)]**.2 =    7.723
   100 YEAR RAINFALL INTENSITY(INCH/HOUR) =  4.995
  COMMERCIAL DEVELOPMENT RUNOFF COEFFICIENT = .8844
  SOIL CLASSIFICATION IS "B"
  SUBAREA RUNOFF(CFS) =      1.77
  TOTAL AREA(ACRES) =      0.40   TOTAL RUNOFF(CFS) =      1.77

****************************************************************************
  FLOW PROCESS FROM NODE     10.30 TO NODE     10.30 IS CODE =  81
----------------------------------------------------------------------------
  >>>>>ADDITION OF SUBAREA TO MAINLINE PEAK FLOW<<<<<
============================================================================
   100 YEAR RAINFALL INTENSITY(INCH/HOUR) =  4.995
  SINGLE-FAMILY(1-ACRE LOT) RUNOFF COEFFICIENT = .7752
  SOIL CLASSIFICATION IS "B"
  SUBAREA AREA(ACRES) =    0.30   SUBAREA RUNOFF(CFS) =    1.16
  TOTAL AREA(ACRES) =        0.7   TOTAL RUNOFF(CFS) =       2.93
  TC(MIN.) =    7.72

****************************************************************************
  FLOW PROCESS FROM NODE     10.30 TO NODE     10.50 IS CODE =  31
----------------------------------------------------------------------------
  >>>>>COMPUTE PIPE-FLOW TRAVEL TIME THRU SUBAREA<<<<<
  >>>>>USING COMPUTER-ESTIMATED PIPESIZE (NON-PRESSURE FLOW)<<<<<
```

```
============================================================================
  ELEVATION DATA: UPSTREAM(FEET) =    19.00  DOWNSTREAM(FEET) =    18.80
  FLOW LENGTH(FEET) =    51.00   MANNING'S N =  0.013
  ESTIMATED PIPE DIAMETER(INCH) INCREASED TO 18.000
  DEPTH OF FLOW IN  18.0 INCH PIPE IS   8.5 INCHES
  PIPE-FLOW VELOCITY(FEET/SEC.) =   3.55
  ESTIMATED PIPE DIAMETER(INCH) =  18.00    NUMBER OF PIPES =   1
  PIPE-FLOW(CFS) =       2.93
  PIPE TRAVEL TIME(MIN.) =   0.24    Tc(MIN.) =    7.96
  LONGEST FLOWPATH FROM NODE     10.00 TO NODE     10.50 =     386.00 FEET.

****************************************************************************
  FLOW PROCESS FROM NODE     10.50 TO NODE     10.50 IS CODE =   1
----------------------------------------------------------------------------
  >>>>>DESIGNATE INDEPENDENT STREAM FOR CONFLUENCE<<<<<
============================================================================
  TOTAL NUMBER OF STREAMS =  2
  CONFLUENCE VALUES USED FOR INDEPENDENT STREAM  1 ARE:
  TIME OF CONCENTRATION(MIN.) =    7.96
  RAINFALL INTENSITY(INCH/HR) =   4.90
  TOTAL STREAM AREA(ACRES) =     0.70
  PEAK FLOW RATE(CFS) AT CONFLUENCE =      2.93

****************************************************************************
  FLOW PROCESS FROM NODE     10.40 TO NODE     10.50 IS CODE =  21
----------------------------------------------------------------------------
  >>>>>RATIONAL METHOD INITIAL SUBAREA ANALYSIS<<<<<
============================================================================
         ASSUMED INITIAL SUBAREA UNIFORM
         DEVELOPMENT IS SINGLE FAMILY (1/4 ACRE)
  TC = K*[(LENGTH**3)/(ELEVATION CHANGE)]**.2
  INITIAL SUBAREA FLOW-LENGTH(FEET) =   553.00
  UPSTREAM ELEVATION(FEET) =     29.80
  DOWNSTREAM ELEVATION(FEET) =     26.00
  ELEVATION DIFFERENCE(FEET) =      3.80
  TC = 0.393*[(  553.00**3)/(     3.80)]**.2 =   13.293
   100 YEAR RAINFALL INTENSITY(INCH/HOUR) =  3.606
  SINGLE-FAMILY(1/4 ACRE LOT) RUNOFF COEFFICIENT = .7987
  SOIL CLASSIFICATION IS "B"
  SUBAREA RUNOFF(CFS) =      4.12
  TOTAL AREA(ACRES) =      1.43   TOTAL RUNOFF(CFS) =      4.12

****************************************************************************
  FLOW PROCESS FROM NODE     10.50 TO NODE     10.50 IS CODE =   1
----------------------------------------------------------------------------
  >>>>>DESIGNATE INDEPENDENT STREAM FOR CONFLUENCE<<<<<
  >>>>>AND COMPUTE VARIOUS CONFLUENCED STREAM VALUES<<<<<
============================================================================
  TOTAL NUMBER OF STREAMS =  2
  CONFLUENCE VALUES USED FOR INDEPENDENT STREAM  2 ARE:
  TIME OF CONCENTRATION(MIN.) =   13.29
  RAINFALL INTENSITY(INCH/HR) =   3.61
  TOTAL STREAM AREA(ACRES) =     1.43
  PEAK FLOW RATE(CFS) AT CONFLUENCE =      4.12

  ** CONFLUENCE DATA **
  STREAM     RUNOFF       Tc      INTENSITY      AREA
  NUMBER      (CFS)     (MIN.)   (INCH/HOUR)    (ACRE)
      1        2.93     7.96        4.905          0.70
      2        4.12    13.29        3.606          1.43

 ********************************WARNING*********************************
  IN THIS COMPUTER PROGRAM, THE CONFLUENCE VALUE USED IS BASED
  ON THE RCFC&WCD FORMULA OF PLATE D-1 AS DEFAULT VALUE. THIS FORMULA
  WILL NOT NECESSARILY RESULT IN THE MAXIMUM VALUE OF PEAK FLOW.
 ****************************************************************************

  RAINFALL INTENSITY AND TIME OF CONCENTRATION RATIO
  CONFLUENCE FORMULA USED FOR  2 STREAMS.

  ** PEAK FLOW RATE TABLE **
  STREAM     RUNOFF      Tc      INTENSITY
  NUMBER      (CFS)    (MIN.)   (INCH/HOUR)
      1        5.40     7.96       4.905
      2        6.27    13.29       3.606

  COMPUTED CONFLUENCE ESTIMATES ARE AS FOLLOWS:
  PEAK FLOW RATE(CFS) =       6.27   Tc(MIN.) =   13.29
  TOTAL AREA(ACRES) =        2.1
```

```
  LONGEST FLOWPATH FROM NODE     10.40 TO NODE     10.50 =     553.00 FEET.

****************************************************************************
  FLOW PROCESS FROM NODE     10.50 TO NODE     10.60 IS CODE =  31
----------------------------------------------------------------------------
  >>>>>COMPUTE PIPE-FLOW TRAVEL TIME THRU SUBAREA<<<<<
  >>>>>USING COMPUTER-ESTIMATED PIPESIZE (NON-PRESSURE FLOW)<<<<<
============================================================================
  ELEVATION DATA: UPSTREAM(FEET) =    18.80  DOWNSTREAM(FEET) =    18.50
  FLOW LENGTH(FEET) =    70.00   MANNING'S N =  0.013
  DEPTH OF FLOW IN  18.0 INCH PIPE IS  13.8 INCHES
  PIPE-FLOW VELOCITY(FEET/SEC.) =   4.31
  ESTIMATED PIPE DIAMETER(INCH) =  18.00    NUMBER OF PIPES =   1
  PIPE-FLOW(CFS) =       6.27
  PIPE TRAVEL TIME(MIN.) =   0.27    Tc(MIN.) =   13.56
  LONGEST FLOWPATH FROM NODE     10.40 TO NODE     10.60 =     623.00 FEET.

****************************************************************************
  FLOW PROCESS FROM NODE     10.60 TO NODE     10.60 IS CODE =  81
----------------------------------------------------------------------------
  >>>>>ADDITION OF SUBAREA TO MAINLINE PEAK FLOW<<<<<
============================================================================
   100 YEAR RAINFALL INTENSITY(INCH/HOUR) =  3.563
  COMMERCIAL DEVELOPMENT RUNOFF COEFFICIENT = .8796
  SOIL CLASSIFICATION IS "B"
  SUBAREA AREA(ACRES) =    0.12   SUBAREA RUNOFF(CFS) =    0.38
  TOTAL AREA(ACRES) =        2.2   TOTAL RUNOFF(CFS) =       6.65
  TC(MIN.) =   13.56

****************************************************************************
  FLOW PROCESS FROM NODE     10.60 TO NODE     10.80 IS CODE =  31
----------------------------------------------------------------------------
  >>>>>COMPUTE PIPE-FLOW TRAVEL TIME THRU SUBAREA<<<<<
  >>>>>USING COMPUTER-ESTIMATED PIPESIZE (NON-PRESSURE FLOW)<<<<<
============================================================================
  ELEVATION DATA: UPSTREAM(FEET) =    18.50  DOWNSTREAM(FEET) =    18.30
  FLOW LENGTH(FEET) =    65.00   MANNING'S N =  0.013
  DEPTH OF FLOW IN  21.0 INCH PIPE IS  13.9 INCHES
  PIPE-FLOW VELOCITY(FEET/SEC.) =   3.93
  ESTIMATED PIPE DIAMETER(INCH) =  21.00    NUMBER OF PIPES =   1
  PIPE-FLOW(CFS) =       6.65
  PIPE TRAVEL TIME(MIN.) =   0.28    Tc(MIN.) =   13.84
  LONGEST FLOWPATH FROM NODE     10.40 TO NODE     10.80 =     688.00 FEET.

****************************************************************************
  FLOW PROCESS FROM NODE     10.80 TO NODE     10.80 IS CODE =   1
----------------------------------------------------------------------------
  >>>>>DESIGNATE INDEPENDENT STREAM FOR CONFLUENCE<<<<<
============================================================================
  TOTAL NUMBER OF STREAMS =  2
  CONFLUENCE VALUES USED FOR INDEPENDENT STREAM  1 ARE:
  TIME OF CONCENTRATION(MIN.) =   13.84
  RAINFALL INTENSITY(INCH/HR) =   3.52
  TOTAL STREAM AREA(ACRES) =     2.25
  PEAK FLOW RATE(CFS) AT CONFLUENCE =      6.65

****************************************************************************
  FLOW PROCESS FROM NODE     10.70 TO NODE     10.80 IS CODE =  21
----------------------------------------------------------------------------
  >>>>>RATIONAL METHOD INITIAL SUBAREA ANALYSIS<<<<<
============================================================================
         ASSUMED INITIAL SUBAREA UNIFORM
         DEVELOPMENT IS COMMERCIAL
  TC = K*[(LENGTH**3)/(ELEVATION CHANGE)]**.2
  INITIAL SUBAREA FLOW-LENGTH(FEET) =   282.00
  UPSTREAM ELEVATION(FEET) =     28.80
  DOWNSTREAM ELEVATION(FEET) =     27.00
  ELEVATION DIFFERENCE(FEET) =      1.80
  TC = 0.303*[(  282.00**3)/(     1.80)]**.2 =    7.956
   100 YEAR RAINFALL INTENSITY(INCH/HOUR) =  4.907
  COMMERCIAL DEVELOPMENT RUNOFF COEFFICIENT = .8842
  SOIL CLASSIFICATION IS "B"
  SUBAREA RUNOFF(CFS) =      1.30
  TOTAL AREA(ACRES) =      0.30   TOTAL RUNOFF(CFS) =      1.30

****************************************************************************
  FLOW PROCESS FROM NODE     10.80 TO NODE     10.80 IS CODE =   1
----------------------------------------------------------------------------
  >>>>>DESIGNATE INDEPENDENT STREAM FOR CONFLUENCE<<<<<
```

```
  >>>>>AND COMPUTE VARIOUS CONFLUENCED STREAM VALUES<<<<<
==============================================================================
  TOTAL NUMBER OF STREAMS =  2
  CONFLUENCE VALUES USED FOR INDEPENDENT STREAM  2 ARE:
  TIME OF CONCENTRATION(MIN.) =    7.96
  RAINFALL INTENSITY(INCH/HR) =   4.91
  TOTAL STREAM AREA(ACRES) =     0.30
  PEAK FLOW RATE(CFS) AT CONFLUENCE =      1.30

  ** CONFLUENCE DATA **
  STREAM     RUNOFF       Tc      INTENSITY      AREA
  NUMBER      (CFS)     (MIN.)   (INCH/HOUR)    (ACRE)
      1        6.65    13.84        3.520          2.25
      2        1.30     7.96        4.907          0.30

 **********************************WARNING**********************************
  IN THIS COMPUTER PROGRAM, THE CONFLUENCE VALUE USED IS BASED
  ON THE RCFC&WCD FORMULA OF PLATE D-1 AS DEFAULT VALUE. THIS FORMULA
  WILL NOT NECESSARILY RESULT IN THE MAXIMUM VALUE OF PEAK FLOW.
 ***************************************************************************

  RAINFALL INTENSITY AND TIME OF CONCENTRATION RATIO
  CONFLUENCE FORMULA USED FOR  2 STREAMS.

  ** PEAK FLOW RATE TABLE **
  STREAM     RUNOFF      Tc      INTENSITY
  NUMBER      (CFS)    (MIN.)   (INCH/HOUR)
      1        5.12     7.96       4.907
      2        7.58    13.84       3.520

  COMPUTED CONFLUENCE ESTIMATES ARE AS FOLLOWS:
  PEAK FLOW RATE(CFS) =       7.58   Tc(MIN.) =   13.84
  TOTAL AREA(ACRES) =        2.5
  LONGEST FLOWPATH FROM NODE     10.40 TO NODE     10.80 =     688.00 FEET.

****************************************************************************
  FLOW PROCESS FROM NODE     10.80 TO NODE     10.90 IS CODE =  31
----------------------------------------------------------------------------
  >>>>>COMPUTE PIPE-FLOW TRAVEL TIME THRU SUBAREA<<<<<
  >>>>>USING COMPUTER-ESTIMATED PIPESIZE (NON-PRESSURE FLOW)<<<<<
==============================================================================
  ELEVATION DATA: UPSTREAM(FEET) =    18.30  DOWNSTREAM(FEET) =    18.10
  FLOW LENGTH(FEET) =    40.00   MANNING'S N =  0.013
  DEPTH OF FLOW IN  21.0 INCH PIPE IS  12.9 INCHES
  PIPE-FLOW VELOCITY(FEET/SEC.) =   4.90
  ESTIMATED PIPE DIAMETER(INCH) =  21.00    NUMBER OF PIPES =   1
  PIPE-FLOW(CFS) =       7.58
  PIPE TRAVEL TIME(MIN.) =   0.14    Tc(MIN.) =   13.98
  LONGEST FLOWPATH FROM NODE     10.40 TO NODE     10.90 =     728.00 FEET.

****************************************************************************
  FLOW PROCESS FROM NODE     10.90 TO NODE     10.90 IS CODE =  81
----------------------------------------------------------------------------
  >>>>>ADDITION OF SUBAREA TO MAINLINE PEAK FLOW<<<<<
==============================================================================
   100 YEAR RAINFALL INTENSITY(INCH/HOUR) =  3.500
  SINGLE-FAMILY(1-ACRE LOT) RUNOFF COEFFICIENT = .7341
  SOIL CLASSIFICATION IS "B"
  SUBAREA AREA(ACRES) =    0.52   SUBAREA RUNOFF(CFS) =    1.34
  TOTAL AREA(ACRES) =        3.1   TOTAL RUNOFF(CFS) =       8.92
  TC(MIN.) =   13.98

****************************************************************************
  FLOW PROCESS FROM NODE     10.90 TO NODE     10.90 IS CODE =  11
----------------------------------------------------------------------------
  >>>>>CONFLUENCE MEMORY BANK # 3 WITH THE MAIN-STREAM MEMORY<<<<<
==============================================================================

  ** MAIN STREAM CONFLUENCE DATA **
  STREAM     RUNOFF      Tc      INTENSITY     AREA
  NUMBER      (CFS)    (MIN.)   (INCH/HOUR)   (ACRE)
      1        8.92    13.98       3.500        3.07
  LONGEST FLOWPATH FROM NODE     10.40 TO NODE     10.90 =     728.00 FEET.

  ** MEMORY BANK #  3 CONFLUENCE DATA **
  STREAM     RUNOFF      Tc      INTENSITY     AREA
  NUMBER      (CFS)    (MIN.)   (INCH/HOUR)   (ACRE)
      1        5.99    16.16       3.208        2.30
  LONGEST FLOWPATH FROM NODE      9.00 TO NODE     10.90 =     888.00 FEET.
```

```
 ********************************WARNING*********************************
  IN THIS COMPUTER PROGRAM, THE CONFLUENCE VALUE USED IS BASED
  ON THE RCFC&WCD FORMULA OF PLATE D-1 AS DEFAULT VALUE. THIS FORMULA
  WILL NOT NECESSARILY RESULT IN THE MAXIMUM VALUE OF PEAK FLOW.
 ************************************************************************

  ** PEAK FLOW RATE TABLE **
  STREAM    RUNOFF       Tc      INTENSITY
  NUMBER     (CFS)     (MIN.)   (INCH/HOUR)
      1      14.10      13.98        3.500
      2      14.16      16.16        3.208

  COMPUTED CONFLUENCE ESTIMATES ARE AS FOLLOWS:
  PEAK FLOW RATE(CFS) =      14.10   Tc(MIN.) =   13.98
  TOTAL AREA(ACRES) =        5.4

+-----------------------------------------------------------------------+
|                                                                       |
|                                                                       |
|                                                                       |
+-----------------------------------------------------------------------+

****************************************************************************
  FLOW PROCESS FROM NODE     11.00 TO NODE     11.50 IS CODE =  21
----------------------------------------------------------------------------
  >>>>>RATIONAL METHOD INITIAL SUBAREA ANALYSIS<<<<<
============================================================================
         ASSUMED INITIAL SUBAREA UNIFORM
         DEVELOPMENT IS COMMERCIAL
  TC = K*[(LENGTH**3)/(ELEVATION CHANGE)]**.2
  INITIAL SUBAREA FLOW-LENGTH(FEET) =   432.00
  UPSTREAM ELEVATION(FEET) =     26.70
  DOWNSTREAM ELEVATION(FEET) =     25.80
  ELEVATION DIFFERENCE(FEET) =      0.90
  TC = 0.303*[(  432.00**3)/(     0.90)]**.2 =   11.804
   100 YEAR RAINFALL INTENSITY(INCH/HOUR) =  3.873
  COMMERCIAL DEVELOPMENT RUNOFF COEFFICIENT = .8808
  SOIL CLASSIFICATION IS "B"
  SUBAREA RUNOFF(CFS) =      1.98
  TOTAL AREA(ACRES) =      0.58   TOTAL RUNOFF(CFS) =      1.98

****************************************************************************
  FLOW PROCESS FROM NODE     11.50 TO NODE     11.50 IS CODE =  81
----------------------------------------------------------------------------
  >>>>>ADDITION OF SUBAREA TO MAINLINE PEAK FLOW<<<<<
============================================================================
   100 YEAR RAINFALL INTENSITY(INCH/HOUR) =  3.873
  SINGLE-FAMILY(1-ACRE LOT) RUNOFF COEFFICIENT = .7467
  SOIL CLASSIFICATION IS "B"
  SUBAREA AREA(ACRES) =    0.43   SUBAREA RUNOFF(CFS) =    1.24
  TOTAL AREA(ACRES) =        1.0   TOTAL RUNOFF(CFS) =       3.22
  TC(MIN.) =   11.80
============================================================================
  END OF STUDY SUMMARY:
  TOTAL AREA(ACRES)     =        1.0  TC(MIN.) =     11.80
  PEAK FLOW RATE(CFS)   =       3.22
============================================================================
============================================================================
  END OF RATIONAL METHOD ANALYSIS
```

C

C. Unit Hydrograph for Basins “AA” to “FF”

- 100-yr 1-hr
- 100-yr 3-hr
- 100-yr 6-hr
- 100-yr 24-hr

```
          U n i t   H y d r o g r a p h    A n a l y s i s

          Copyright (c) CIVILCADD/CIVILDESIGN, 1989 - 2004, Version 7.0
                    Study date  03/26/20 File: a1100.out


++++++++++++++++++++++++++++++++++++++++++++++++++++++++++++++++++++++++++++
--------------------------------------------------------------------------

Riverside County Synthetic Unit Hydrology Method
RCFC & WCD Manual date - April 1978


Program License Serial Number 4027

-------------------------------------------------------------------
 English (in-lb) Input Units Used
 English Rainfall Data (Inches) Input Values Used

 English Units used in output format



-------------------------------------------------------------------
Basin "AA"



-----------------------------------------------------------------
Drainage Area =      16.88(Ac.)  =      0.026 Sq. Mi.
Drainage Area for Depth-Area Areal Adjustment =      16.88(Ac.)  =      0.026 Sq. Mi.
Length along longest watercourse =    1400.00(Ft.)
Length along longest watercourse measured to centroid =     480.00(Ft.)
Length along longest watercourse =      0.265 Mi.
Length along longest watercourse measured to centroid =      0.091 Mi.
Difference in elevation =      10.00(Ft.)
Slope along watercourse =     37.7143 Ft./Mi.
Average Manning's 'N' = 0.015
Lag time =    0.044 Hr.
Lag time =     2.63 Min.
25% of lag time =     0.66 Min.
40% of lag time =     1.05 Min.
Unit time =     5.00 Min.
Duration of storm = 1 Hour(s)
User Entered Base Flow =     0.00(CFS)

2 YEAR Area rainfall data:


Area(Ac.)[1]       Rainfall(In)[2]      Weighting[1*2]
       16.88                0.35                          5.94

100 YEAR Area rainfall data:


Area(Ac.)[1]       Rainfall(In)[2]      Weighting[1*2]
       16.88                1.46                         24.64

STORM EVENT (YEAR) =  100.00
Area Averaged 2-Year Rainfall =    0.352(In)
Area Averaged 100-Year Rainfall =    1.460(In)

Point rain (area averaged) =    1.460(In)
Areal adjustment factor =   99.98 %
Adjusted average point rain =    1.460(In)

Sub-Area Data:
Area(Ac.)         Runoff Index   Impervious %
     0.990           33.00         0.150
     0.260           33.00         0.100
    15.050           32.00         0.400
     0.580           56.00         0.400
 Total Area Entered =     16.88(Ac.)


RI    RI   Infil. Rate Impervious   Adj. Infil. Rate  Area%     F
AMC2 AMC-3     (In/Hr)    (Dec.%)     (In/Hr)      (Dec.)    (In/Hr)
33.0  53.0      0.541     0.150        0.468       0.059      0.027
33.0  53.0      0.541     0.100        0.493       0.015      0.008
32.0  52.0      0.552     0.400        0.353       0.892      0.315
56.0  74.8      0.305     0.400        0.195       0.034      0.007
                                                Sum (F) =   0.357
Area averaged mean soil loss (F) (In/Hr) =  0.357
Minimum soil loss rate ((In/Hr)) =  0.178
(for 24 hour storm duration)
Soil low loss rate (decimal) =   0.600
-------------------------------------------------------------------
Slope of intensity-duration curve for a 1 hour storm =0.5800
-----------------------------------------------------------------------

                    U n i t  H y d r o g r a p h
                              DESERT S-Curve
-----------------------------------------------------------------
                    Unit Hydrograph Data
```

```
          ----------------------------------------------------------------------
          Unit time period   Time % of lag   Distribution   Unit Hydrograph
              (hrs)                           Graph %            (CFS)
          ----------------------------------------------------------------------
              1   0.083        190.044         40.356              6.865
              2   0.167        380.088         46.257              7.869
              3   0.250        570.132          9.415              1.602
              4   0.333        760.175          3.004              0.511
              5   0.417        950.219          0.968              0.165
                                          Sum = 100.000   Sum=      17.012
-----------------------------------------------------------------------


  Unit Time   Pattern   Storm Rain     Loss rate(In./Hr)     Effective
       (Hr.)  Percent   (In/Hr)         Max   |   Low        (In/Hr)
   1   0.08     3.60      0.631         0.357      ---          0.27
   2   0.17     4.20      0.736         0.357      ---          0.38
   3   0.25     4.40      0.771         0.357      ---          0.41
   4   0.33     4.60      0.806         0.357      ---          0.45
   5   0.42     5.00      0.876         0.357      ---          0.52
   6   0.50     5.60      0.981         0.357      ---          0.62
   7   0.58     6.40      1.121         0.357      ---          0.76
   8   0.67     8.10      1.419         0.357      ---          1.06
   9   0.75    13.10      2.295         0.357      ---          1.94
  10   0.83    34.50      6.043         0.357      ---          5.69
  11   0.92     6.70      1.174         0.357      ---          0.82
  12   1.00     3.80      0.666         0.357      ---          0.31
     Sum =     100.0                                   Sum =    13.2
          Flood volume = Effective rainfall      1.10(In)
           times area      16.9(Ac.)/[(In)/(Ft.)] =       1.6(Ac.Ft)
          Total soil loss =      0.36(In)
          Total soil loss =     0.502(Ac.Ft)
          Total rainfall =      1.46(In)
          Flood volume =       67601.3 Cubic Feet
          Total soil loss =       21845.6 Cubic Feet
          ----------------------------------------------------------------------
           Peak flow rate of this hydrograph =     56.519(CFS)
          ----------------------------------------------------------------------
          ++++++++++++++++++++++++++++++++++++++++++++++++++++++++++++++++++++++
                                 1 - H O U R    S T O R M
                           R u n o f f      H y d r o g r a p h
          ----------------------------------------------------------------------
                      Hydrograph in   5   Minute intervals ((CFS))

          ----------------------------------------------------------------------
  Time(h+m) Volume Ac.Ft   Q(CFS)  0       15.0      30.0      45.0      60.0
  ----------------------------------------------------------------------
    0+ 5       0.0130      1.88  VQ        |         |         |         |
    0+10       0.0458      4.76  |V Q      |         |         |         |
    0+15       0.0890      6.27  | V Q     |         |         |         |
    0+20       0.1378      7.10  |  VQ     |         |         |         |
    0+25       0.1930      8.01  |   VQ    |         |         |         |
    0+30       0.2575      9.37  |     Q   |         |         |         |
    0+35       0.3353     11.30  |      QV |         |         |         |
    0+40       0.4363     14.66  |        Q|V        |         |         |
    0+45       0.5968     23.31  |         |    Q    |         |         |
    0+50       0.9860     56.52  |         |         |    V    |      Q  |
    0+55       1.3591     54.16  |         |         |         |    VQ   |
    1+ 0       1.4888     18.84  |         | Q       |         |       V |
    1+ 5       1.5368      6.97  |   Q     |         |         |        V|
    1+10       1.5495      1.85  |Q        |         |         |        V|
    1+15       1.5516      0.29  Q         |         |         |        V|
    1+20       1.5519      0.05  Q         |         |         |        V|
-----------------------------------------------------------------------
```

```
          U n i t   H y d r o g r a p h    A n a l y s i s

          Copyright (c) CIVILCADD/CIVILDESIGN, 1989 - 2004, Version 7.0
                    Study date  03/26/20 File: a3100.out


++++++++++++++++++++++++++++++++++++++++++++++++++++++++++++++++++++++++++++
----------------------------------------------------------------------------

Riverside County Synthetic Unit Hydrology Method
RCFC & WCD Manual date - April 1978


Program License Serial Number 4027

-------------------------------------------------------------------
 English (in-lb) Input Units Used
 English Rainfall Data (Inches) Input Values Used

 English Units used in output format



-------------------------------------------------------------------
Basin "AA"



-------------------------------------------------------------------
Drainage Area =      16.88(Ac.)  =      0.026 Sq. Mi.
Drainage Area for Depth-Area Areal Adjustment =      16.88(Ac.)  =      0.026 Sq. Mi.
Length along longest watercourse =    1400.00(Ft.)
Length along longest watercourse measured to centroid =     480.00(Ft.)
Length along longest watercourse =      0.265 Mi.
Length along longest watercourse measured to centroid =      0.091 Mi.
Difference in elevation =      10.00(Ft.)
Slope along watercourse =     37.7143 Ft./Mi.
Average Manning's 'N' = 0.015
Lag time =    0.044 Hr.
Lag time =     2.63 Min.
25% of lag time =     0.66 Min.
40% of lag time =     1.05 Min.
Unit time =     5.00 Min.
Duration of storm = 3 Hour(s)
User Entered Base Flow =     0.00(CFS)

2 YEAR Area rainfall data:


Area(Ac.)[1]       Rainfall(In)[2]      Weighting[1*2]
       16.88                0.56                          9.37

100 YEAR Area rainfall data:


Area(Ac.)[1]       Rainfall(In)[2]      Weighting[1*2]
       16.88                2.14                         36.12

STORM EVENT (YEAR) =  100.00
Area Averaged 2-Year Rainfall =    0.555(In)
Area Averaged 100-Year Rainfall =    2.140(In)

Point rain (area averaged) =    2.140(In)
Areal adjustment factor =   99.99 %
Adjusted average point rain =    2.140(In)

Sub-Area Data:
Area(Ac.)         Runoff Index   Impervious %
     0.990           33.00         0.150
     0.260           33.00         0.100
    15.050           32.00         0.400
     0.580           56.00         0.400
 Total Area Entered =     16.88(Ac.)


RI    RI   Infil. Rate Impervious   Adj. Infil. Rate  Area%     F
AMC2 AMC-3     (In/Hr)    (Dec.%)     (In/Hr)      (Dec.)    (In/Hr)
33.0  53.0      0.541     0.150        0.468       0.059      0.027
33.0  53.0      0.541     0.100        0.493       0.015      0.008
32.0  52.0      0.552     0.400        0.353       0.892      0.315
56.0  74.8      0.305     0.400        0.195       0.034      0.007
                                                Sum (F) =   0.357
Area averaged mean soil loss (F) (In/Hr) =  0.357
Minimum soil loss rate ((In/Hr)) =  0.178
(for 24 hour storm duration)
Soil low loss rate (decimal) =   0.600
-------------------------------------------------------------------

                    U n i t  H y d r o g r a p h
                              DESERT S-Curve
-------------------------------------------------------------------
                    Unit Hydrograph Data
-------------------------------------------------------------------
Unit time period   Time % of lag   Distribution   Unit Hydrograph
```

	(hrs)		Graph %	(CFS)
1	0.083	190.044	40.356	6.865
2	0.167	380.088	46.257	7.869
3	0.250	570.132	9.415	1.602
4	0.333	760.175	3.004	0.511
5	0.417	950.219	0.968	0.165
			Sum = 100.000	Sum= 17.012

Unit Time (Hr.)	Pattern Percent	Storm Rain (In/Hr)	Loss rate(In./Hr) Max	Low	Effective (In/Hr)
1 0.08	1.30	0.334	0.357	0.200	0.13
2 0.17	1.30	0.334	0.357	0.200	0.13
3 0.25	1.10	0.282	0.357	0.169	0.11
4 0.33	1.50	0.385	0.357	---	0.03
5 0.42	1.50	0.385	0.357	---	0.03
6 0.50	1.80	0.462	0.357	---	0.11
7 0.58	1.50	0.385	0.357	---	0.03
8 0.67	1.80	0.462	0.357	---	0.11
9 0.75	1.80	0.462	0.357	---	0.11
10 0.83	1.50	0.385	0.357	---	0.03
11 0.92	1.60	0.411	0.357	---	0.05
12 1.00	1.80	0.462	0.357	---	0.11
13 1.08	2.20	0.565	0.357	---	0.21
14 1.17	2.20	0.565	0.357	---	0.21
15 1.25	2.20	0.565	0.357	---	0.21
16 1.33	2.00	0.514	0.357	---	0.16
17 1.42	2.60	0.668	0.357	---	0.31
18 1.50	2.70	0.693	0.357	---	0.34
19 1.58	2.40	0.616	0.357	---	0.26
20 1.67	2.70	0.693	0.357	---	0.34
21 1.75	3.30	0.847	0.357	---	0.49
22 1.83	3.10	0.796	0.357	---	0.44
23 1.92	2.90	0.745	0.357	---	0.39
24 2.00	3.00	0.770	0.357	---	0.41
25 2.08	3.10	0.796	0.357	---	0.44
26 2.17	4.20	1.078	0.357	---	0.72
27 2.25	5.00	1.284	0.357	---	0.93
28 2.33	3.50	0.899	0.357	---	0.54
29 2.42	6.80	1.746	0.357	---	1.39
30 2.50	7.30	1.875	0.357	---	1.52
31 2.58	8.20	2.106	0.357	---	1.75
32 2.67	5.90	1.515	0.357	---	1.16
33 2.75	2.00	0.514	0.357	---	0.16
34 2.83	1.80	0.462	0.357	---	0.11
35 2.92	1.80	0.462	0.357	---	0.11
36 3.00	0.60	0.154	0.357	0.092	0.06
Sum =	100.0			Sum =	13.6

Flood volume = Effective rainfall 1.13(In)
times area 16.9(Ac.)/[(In)/(Ft.)] = 1.6(Ac.Ft)
Total soil loss = 1.01(In)
Total soil loss = 1.415(Ac.Ft)
Total rainfall = 2.14(In)
Flood volume = 69479.6 Cubic Feet
Total soil loss = 61637.9 Cubic Feet

Peak flow rate of this hydrograph = 26.622(CFS)

++

3 - H O U R S T O R M
R u n o f f H y d r o g r a p h

Hydrograph in 5 Minute intervals ((CFS))

Time(h+m)	Volume Ac.Ft	Q(CFS)	0 7.5 15.0 22.5 30.0
0+ 5	0.0063	0.92	VQ | | | |
0+10	0.0199	1.97	V Q | | | |
0+15	0.0339	2.04	V Q | | | |
0+20	0.0434	1.37	|Q | | | |
0+25	0.0481	0.69	QV | | | |
0+30	0.0556	1.08	|Q | | | |
0+35	0.0632	1.11	|Q | | | |
0+40	0.0710	1.14	|Q | | | |
0+45	0.0825	1.66	| Q | | | |
0+50	0.0910	1.23	|QV | | | |
0+55	0.0967	0.83	|QV | | | |
1+ 0	0.1054	1.27	|QV | | | |
1+ 5	0.1218	2.38	| Q | | | |
1+10	0.1444	3.27	| VQ | | | |
1+15	0.1683	3.47	| Q | | | |
1+20	0.1901	3.18	| Q | | | |
1+25	0.2166	3.85	| Q | | | |
1+30	0.2522	5.16	| Q | | | |
1+35	0.2869	5.05	| QV | | | |
1+40	0.3219	5.08	| Q V | | | |
1+45	0.3678	6.66	| QV| | | |
1+50	0.4202	7.61	| Q | | |
1+55	0.4693	7.13	| Q|V | | |
2+ 0	0.5169	6.91	| Q| V | | |
2+ 5	0.5665	7.20	| Q| V | | |
2+10	0.6309	9.35	| | Q V | | |

```
   2+15       0.7207     13.03  |         |      QV |         |         |
   2+20       0.8066     12.48  |         |     Q   V         |         |
   2+25       0.9150     15.74  |         |         Q V       |         |
   2+30       1.0723     22.83  |         |         |     V   Q         |
   2+35       1.2556     26.62  |         |         |         |V   Q    |
   2+40       1.4275     24.96  |         |         |         |  Q V    |
   2+45       1.5240     14.01  |         |       Q |         |       V |
   2+50       1.5582      4.96  |     Q   |         |         |        V|
   2+55       1.5767      2.69  |  Q      |         |         |        V|
   3+ 0       1.5884      1.70  | Q       |         |         |        V|
   3+ 5       1.5935      0.73  Q         |         |         |        V|
   3+10       1.5946      0.17  Q         |         |         |        V|
   3+15       1.5950      0.05  Q         |         |         |        V|
   3+20       1.5950      0.01  Q         |         |         |         V
-------------------------------------------------------------------
```

```
          U n i t   H y d r o g r a p h    A n a l y s i s

          Copyright (c) CIVILCADD/CIVILDESIGN, 1989 - 2004, Version 7.0
                    Study date  03/26/20 File: a6100.out


++++++++++++++++++++++++++++++++++++++++++++++++++++++++++++++++++++++++
----------------------------------------------------------------------

Riverside County Synthetic Unit Hydrology Method
RCFC & WCD Manual date - April 1978


Program License Serial Number 4027

-------------------------------------------------------------------
 English (in-lb) Input Units Used
 English Rainfall Data (Inches) Input Values Used

 English Units used in output format



-------------------------------------------------------------------
Basin "AA"



-----------------------------------------------------------------
Drainage Area =      16.88(Ac.)  =      0.026 Sq. Mi.
Drainage Area for Depth-Area Areal Adjustment =      16.88(Ac.)  =      0.026 Sq. Mi.
Length along longest watercourse =    1400.00(Ft.)
Length along longest watercourse measured to centroid =     480.00(Ft.)
Length along longest watercourse =      0.265 Mi.
Length along longest watercourse measured to centroid =      0.091 Mi.
Difference in elevation =      10.00(Ft.)
Slope along watercourse =     37.7143 Ft./Mi.
Average Manning's 'N' = 0.015
Lag time =    0.044 Hr.
Lag time =     2.63 Min.
25% of lag time =     0.66 Min.
40% of lag time =     1.05 Min.
Unit time =     5.00 Min.
Duration of storm = 6 Hour(s)
User Entered Base Flow =     0.00(CFS)

2 YEAR Area rainfall data:


Area(Ac.)[1]       Rainfall(In)[2]      Weighting[1*2]
       16.88                0.73                          12.27

100 YEAR Area rainfall data:


Area(Ac.)[1]       Rainfall(In)[2]      Weighting[1*2]
       16.88                2.75                          46.42

STORM EVENT (YEAR) =  100.00
Area Averaged 2-Year Rainfall =    0.727(In)
Area Averaged 100-Year Rainfall =    2.750(In)

Point rain (area averaged) =    2.750(In)
Areal adjustment factor =   99.99 %
Adjusted average point rain =    2.750(In)

Sub-Area Data:
Area(Ac.)         Runoff Index   Impervious %
     0.990           33.00         0.150
     0.260           33.00         0.100
    15.050           32.00         0.400
     0.580           56.00         0.400
 Total Area Entered =     16.88(Ac.)


RI    RI   Infil. Rate Impervious   Adj. Infil. Rate  Area%     F
AMC2 AMC-3     (In/Hr)    (Dec.%)     (In/Hr)      (Dec.)    (In/Hr)
33.0  53.0      0.541     0.150        0.468       0.059      0.027
33.0  53.0      0.541     0.100        0.493       0.015      0.008
32.0  52.0      0.552     0.400        0.353       0.892      0.315
56.0  74.8      0.305     0.400        0.195       0.034      0.007
                                                Sum (F) =   0.357
Area averaged mean soil loss (F) (In/Hr) =  0.357
Minimum soil loss rate ((In/Hr)) =  0.178
(for 24 hour storm duration)
Soil low loss rate (decimal) =   0.600
-------------------------------------------------------------------

                    U n i t  H y d r o g r a p h
                              DESERT S-Curve
-----------------------------------------------------------------
                    Unit Hydrograph Data
-------------------------------------------------------------------
Unit time period   Time % of lag   Distribution   Unit Hydrograph
```

	(hrs)		Graph %	(CFS)
1	0.083	190.044	40.356	6.865
2	0.167	380.088	46.257	7.869
3	0.250	570.132	9.415	1.602
4	0.333	760.175	3.004	0.511
5	0.417	950.219	0.968	0.165
			Sum = 100.000	Sum= 17.012

Unit	Time (Hr.)	Pattern Percent	Storm Rain (In/Hr)	Loss rate(In./Hr) Max	Low	Effective (In/Hr)
1	0.08	0.50	0.165	0.357	0.099	0.07
2	0.17	0.60	0.198	0.357	0.119	0.08
3	0.25	0.60	0.198	0.357	0.119	0.08
4	0.33	0.60	0.198	0.357	0.119	0.08
5	0.42	0.60	0.198	0.357	0.119	0.08
6	0.50	0.70	0.231	0.357	0.139	0.09
7	0.58	0.70	0.231	0.357	0.139	0.09
8	0.67	0.70	0.231	0.357	0.139	0.09
9	0.75	0.70	0.231	0.357	0.139	0.09
10	0.83	0.70	0.231	0.357	0.139	0.09
11	0.92	0.70	0.231	0.357	0.139	0.09
12	1.00	0.80	0.264	0.357	0.158	0.11
13	1.08	0.80	0.264	0.357	0.158	0.11
14	1.17	0.80	0.264	0.357	0.158	0.11
15	1.25	0.80	0.264	0.357	0.158	0.11
16	1.33	0.80	0.264	0.357	0.158	0.11
17	1.42	0.80	0.264	0.357	0.158	0.11
18	1.50	0.80	0.264	0.357	0.158	0.11
19	1.58	0.80	0.264	0.357	0.158	0.11
20	1.67	0.80	0.264	0.357	0.158	0.11
21	1.75	0.80	0.264	0.357	0.158	0.11
22	1.83	0.80	0.264	0.357	0.158	0.11
23	1.92	0.80	0.264	0.357	0.158	0.11
24	2.00	0.90	0.297	0.357	0.178	0.12
25	2.08	0.80	0.264	0.357	0.158	0.11
26	2.17	0.90	0.297	0.357	0.178	0.12
27	2.25	0.90	0.297	0.357	0.178	0.12
28	2.33	0.90	0.297	0.357	0.178	0.12
29	2.42	0.90	0.297	0.357	0.178	0.12
30	2.50	0.90	0.297	0.357	0.178	0.12
31	2.58	0.90	0.297	0.357	0.178	0.12
32	2.67	0.90	0.297	0.357	0.178	0.12
33	2.75	1.00	0.330	0.357	0.198	0.13
34	2.83	1.00	0.330	0.357	0.198	0.13
35	2.92	1.00	0.330	0.357	0.198	0.13
36	3.00	1.00	0.330	0.357	0.198	0.13
37	3.08	1.00	0.330	0.357	0.198	0.13
38	3.17	1.10	0.363	0.357	---	0.01
39	3.25	1.10	0.363	0.357	---	0.01
40	3.33	1.10	0.363	0.357	---	0.01
41	3.42	1.20	0.396	0.357	---	0.04
42	3.50	1.30	0.429	0.357	---	0.07
43	3.58	1.40	0.462	0.357	---	0.11
44	3.67	1.40	0.462	0.357	---	0.11
45	3.75	1.50	0.495	0.357	---	0.14
46	3.83	1.50	0.495	0.357	---	0.14
47	3.92	1.60	0.528	0.357	---	0.17
48	4.00	1.60	0.528	0.357	---	0.17
49	4.08	1.70	0.561	0.357	---	0.20
50	4.17	1.80	0.594	0.357	---	0.24
51	4.25	1.90	0.627	0.357	---	0.27
52	4.33	2.00	0.660	0.357	---	0.30
53	4.42	2.10	0.693	0.357	---	0.34
54	4.50	2.10	0.693	0.357	---	0.34
55	4.58	2.20	0.726	0.357	---	0.37
56	4.67	2.30	0.759	0.357	---	0.40
57	4.75	2.40	0.792	0.357	---	0.44
58	4.83	2.40	0.792	0.357	---	0.44
59	4.92	2.50	0.825	0.357	---	0.47
60	5.00	2.60	0.858	0.357	---	0.50
61	5.08	3.10	1.023	0.357	---	0.67
62	5.17	3.60	1.188	0.357	---	0.83
63	5.25	3.90	1.287	0.357	---	0.93
64	5.33	4.20	1.386	0.357	---	1.03
65	5.42	4.70	1.551	0.357	---	1.19
66	5.50	5.60	1.848	0.357	---	1.49
67	5.58	1.90	0.627	0.357	---	0.27
68	5.67	0.90	0.297	0.357	0.178	0.12
69	5.75	0.60	0.198	0.357	0.119	0.08
70	5.83	0.50	0.165	0.357	0.099	0.07
71	5.92	0.30	0.099	0.357	0.059	0.04
72	6.00	0.20	0.066	0.357	0.040	0.03
Sum =		100.0			Sum =	15.9

Flood volume = Effective rainfall 1.33(In)
times area 16.9(Ac.)/[(In)/(Ft.)] = 1.9(Ac.Ft)
Total soil loss = 1.42(In)
Total soil loss = 2.001(Ac.Ft)
Total rainfall = 2.75(In)
Flood volume = 81327.5 Cubic Feet
Total soil loss = 87167.3 Cubic Feet

Peak flow rate of this hydrograph = 21.910(CFS)

```
          ------------------------------------------------------------------
          ++++++++++++++++++++++++++++++++++++++++++++++++++++++++++++++++++++
                                 6 - H O U R    S T O R M
                            R u n o f f     H y d r o g r a p h
          ------------------------------------------------------------------
                       Hydrograph in   5   Minute intervals ((CFS))

          ------------------------------------------------------------------
 Time(h+m) Volume Ac.Ft   Q(CFS)  0        7.5      15.0      22.5      30.0
 ---------------------------------------------------------------------
   0+ 5       0.0031      0.45  Q         |         |         |         |
   0+10       0.0104      1.06  VQ        |         |         |         |
   0+15       0.0192      1.27  VQ        |         |         |         |
   0+20       0.0284      1.33  VQ        |         |         |         |
   0+25       0.0376      1.35  VQ        |         |         |         |
   0+30       0.0475      1.44  |Q        |         |         |         |
   0+35       0.0582      1.54  |VQ       |         |         |         |
   0+40       0.0689      1.56  |VQ       |         |         |         |
   0+45       0.0797      1.57  |VQ       |         |         |         |
   0+50       0.0906      1.57  |VQ       |         |         |         |
   0+55       0.1014      1.57  | Q       |         |         |         |
   1+ 0       0.1129      1.66  | Q       |         |         |         |
   1+ 5       0.1250      1.77  | Q       |         |         |         |
   1+10       0.1374      1.79  | Q       |         |         |         |
   1+15       0.1497      1.80  | QV      |         |         |         |
   1+20       0.1621      1.80  | QV      |         |         |         |
   1+25       0.1745      1.80  | QV      |         |         |         |
   1+30       0.1868      1.80  | Q V     |         |         |         |
   1+35       0.1992      1.80  | Q V     |         |         |         |
   1+40       0.2116      1.80  | Q V     |         |         |         |
   1+45       0.2240      1.80  | Q V     |         |         |         |
   1+50       0.2364      1.80  | Q  V    |         |         |         |
   1+55       0.2487      1.80  | Q  V    |         |         |         |
   2+ 0       0.2617      1.89  | Q  V    |         |         |         |
   2+ 5       0.2748      1.90  | Q  V    |         |         |         |
   2+10       0.2880      1.91  | Q   V   |         |         |         |
   2+15       0.3017      2.00  | Q   V   |         |         |         |
   2+20       0.3156      2.02  | Q   V   |         |         |         |
   2+25       0.3295      2.02  | Q    V  |         |         |         |
   2+30       0.3435      2.02  | Q    V  |         |         |         |
   2+35       0.3574      2.02  | Q    V  |         |         |         |
   2+40       0.3713      2.02  | Q    V  |         |         |         |
   2+45       0.3859      2.11  | Q     V |         |         |         |
   2+50       0.4011      2.22  | Q     V |         |         |         |
   2+55       0.4165      2.24  | Q     V |         |         |         |
   3+ 0       0.4320      2.24  | Q      V|         |         |         |
   3+ 5       0.4475      2.25  | Q      V|         |         |         |
   3+10       0.4570      1.38  |Q       V|         |         |         |
   3+15       0.4597      0.40  Q        V|         |         |         |
   3+20       0.4611      0.19  Q        V|         |         |         |
   3+25       0.4635      0.36  Q        V|         |         |         |
   3+30       0.4692      0.82  |Q        V         |         |         |
   3+35       0.4786      1.36  |Q        V         |         |         |
   3+40       0.4902      1.69  | Q       V         |         |         |
   3+45       0.5040      1.99  | Q       V         |         |         |
   3+50       0.5196      2.28  |  Q      |V        |         |         |
   3+55       0.5373      2.56  |  Q      |V        |         |         |
   4+ 0       0.5568      2.84  |  Q      |V        |         |         |
   4+ 5       0.5783      3.12  |   Q     | V       |         |         |
   4+10       0.6033      3.63  |   Q     | V       |         |         |
   4+15       0.6320      4.17  |    Q    |  V      |         |         |
   4+20       0.6646      4.73  |     Q   |   V     |         |         |
   4+25       0.7010      5.29  |      Q  |    V    |         |         |
   4+30       0.7397      5.62  |      Q  |    V    |         |         |
   4+35       0.7805      5.93  |      Q  |     V   |         |         |
   4+40       0.8248      6.43  |       Q |      V  |         |         |
   4+45       0.8729      6.98  |        Q|       V |         |         |
   4+50       0.9232      7.31  |        Q|        V|         |         |
   4+55       0.9757      7.61  |         Q         V         |         |
   5+ 0       1.0316      8.12  |         Q         | V       |         |
   5+ 5       1.0975      9.57  |         | Q       |  V      |         |
   5+10       1.1806     12.07  |         |    Q    |    V    |         |
   5+15       1.2794     14.34  |         |       Q|      V  |         |
   5+20       1.3906     16.15  |         |         |Q       V|         |
   5+25       1.5169     18.33  |         |         |   Q     | V       |
   5+30       1.6678     21.91  |         |         |        Q|    V    |
   5+35       1.7793     16.19  |         |         |Q        |       V |
   5+40       1.8214      6.12  |       Q |         |         |        V|
   5+45       1.8412      2.87  |  Q      |         |         |        V|
   5+50       1.8526      1.65  | Q       |         |         |        V|
   5+55       1.8596      1.02  |Q        |         |         |        V|
   6+ 0       1.8642      0.66  Q         |         |         |        V|
   6+ 5       1.8663      0.32  Q         |         |         |        V|
   6+10       1.8669      0.07  Q         |         |         |        V|
   6+15       1.8670      0.02  Q         |         |         |        V|
   6+20       1.8670      0.00  Q         |         |         |        V|
-----------------------------------------------------------------------
```

```
          U n i t   H y d r o g r a p h    A n a l y s i s

          Copyright (c) CIVILCADD/CIVILDESIGN, 1989 - 2004, Version 7.0
                    Study date  03/26/20 File: a24100.out


++++++++++++++++++++++++++++++++++++++++++++++++++++++++++++++++++++++++
----------------------------------------------------------------------

Riverside County Synthetic Unit Hydrology Method
RCFC & WCD Manual date - April 1978


Program License Serial Number 4027

-------------------------------------------------------------------
 English (in-lb) Input Units Used
 English Rainfall Data (Inches) Input Values Used

 English Units used in output format



-------------------------------------------------------------------
Basin "AA"



-----------------------------------------------------------------
Drainage Area =      16.88(Ac.)  =      0.026 Sq. Mi.
Drainage Area for Depth-Area Areal Adjustment =      16.88(Ac.)  =      0.026 Sq. Mi.
Length along longest watercourse =    1400.00(Ft.)
Length along longest watercourse measured to centroid =     480.00(Ft.)
Length along longest watercourse =      0.265 Mi.
Length along longest watercourse measured to centroid =      0.091 Mi.
Difference in elevation =      10.00(Ft.)
Slope along watercourse =     37.7143 Ft./Mi.
Average Manning's 'N' = 0.015
Lag time =    0.044 Hr.
Lag time =     2.63 Min.
25% of lag time =     0.66 Min.
40% of lag time =     1.05 Min.
Unit time =     5.00 Min.
Duration of storm = 24 Hour(s)
User Entered Base Flow =     0.00(CFS)

2 YEAR Area rainfall data:


Area(Ac.)[1]       Rainfall(In)[2]      Weighting[1*2]
       16.88                1.16                          19.58

100 YEAR Area rainfall data:


Area(Ac.)[1]       Rainfall(In)[2]      Weighting[1*2]
       16.88                4.45                          75.12

STORM EVENT (YEAR) =  100.00
Area Averaged 2-Year Rainfall =    1.160(In)
Area Averaged 100-Year Rainfall =    4.450(In)

Point rain (area averaged) =    4.450(In)
Areal adjustment factor =  100.00 %
Adjusted average point rain =    4.450(In)

Sub-Area Data:
Area(Ac.)         Runoff Index   Impervious %
     0.990           33.00         0.150
     0.260           33.00         0.100
    15.050           32.00         0.400
     0.580           56.00         0.400
 Total Area Entered =     16.88(Ac.)


RI    RI   Infil. Rate Impervious   Adj. Infil. Rate  Area%     F
AMC2 AMC-3     (In/Hr)    (Dec.%)     (In/Hr)      (Dec.)    (In/Hr)
33.0  53.0      0.541     0.150        0.468       0.059      0.027
33.0  53.0      0.541     0.100        0.493       0.015      0.008
32.0  52.0      0.552     0.400        0.353       0.892      0.315
56.0  74.8      0.305     0.400        0.195       0.034      0.007
                                                Sum (F) =   0.357
Area averaged mean soil loss (F) (In/Hr) =  0.357
Minimum soil loss rate ((In/Hr)) =  0.178
(for 24 hour storm duration)
Soil low loss rate (decimal) =   0.600
-------------------------------------------------------------------

                    U n i t  H y d r o g r a p h
                              DESERT S-Curve
-----------------------------------------------------------------
                    Unit Hydrograph Data
-------------------------------------------------------------------
Unit time period   Time % of lag   Distribution   Unit Hydrograph
```

	(hrs)		Graph %	(CFS)
1	0.083	190.044	40.356	6.865
2	0.167	380.088	46.257	7.869
3	0.250	570.132	9.415	1.602
4	0.333	760.175	3.004	0.511
5	0.417	950.219	0.968	0.165
			Sum = 100.000	Sum= 17.012

Unit	Time (Hr.)	Pattern Percent	Storm Rain (In/Hr)	Loss rate(In./Hr) Max	Low	Effective (In/Hr)
1	0.08	0.07	0.036	0.632	0.021	0.01
2	0.17	0.07	0.036	0.630	0.021	0.01
3	0.25	0.07	0.036	0.627	0.021	0.01
4	0.33	0.10	0.053	0.625	0.032	0.02
5	0.42	0.10	0.053	0.622	0.032	0.02
6	0.50	0.10	0.053	0.620	0.032	0.02
7	0.58	0.10	0.053	0.617	0.032	0.02
8	0.67	0.10	0.053	0.615	0.032	0.02
9	0.75	0.10	0.053	0.613	0.032	0.02
10	0.83	0.13	0.071	0.610	0.043	0.03
11	0.92	0.13	0.071	0.608	0.043	0.03
12	1.00	0.13	0.071	0.605	0.043	0.03
13	1.08	0.10	0.053	0.603	0.032	0.02
14	1.17	0.10	0.053	0.601	0.032	0.02
15	1.25	0.10	0.053	0.598	0.032	0.02
16	1.33	0.10	0.053	0.596	0.032	0.02
17	1.42	0.10	0.053	0.593	0.032	0.02
18	1.50	0.10	0.053	0.591	0.032	0.02
19	1.58	0.10	0.053	0.589	0.032	0.02
20	1.67	0.10	0.053	0.586	0.032	0.02
21	1.75	0.10	0.053	0.584	0.032	0.02
22	1.83	0.13	0.071	0.582	0.043	0.03
23	1.92	0.13	0.071	0.579	0.043	0.03
24	2.00	0.13	0.071	0.577	0.043	0.03
25	2.08	0.13	0.071	0.575	0.043	0.03
26	2.17	0.13	0.071	0.572	0.043	0.03
27	2.25	0.13	0.071	0.570	0.043	0.03
28	2.33	0.13	0.071	0.568	0.043	0.03
29	2.42	0.13	0.071	0.565	0.043	0.03
30	2.50	0.13	0.071	0.563	0.043	0.03
31	2.58	0.17	0.089	0.561	0.053	0.04
32	2.67	0.17	0.089	0.558	0.053	0.04
33	2.75	0.17	0.089	0.556	0.053	0.04
34	2.83	0.17	0.089	0.554	0.053	0.04
35	2.92	0.17	0.089	0.552	0.053	0.04
36	3.00	0.17	0.089	0.549	0.053	0.04
37	3.08	0.17	0.089	0.547	0.053	0.04
38	3.17	0.17	0.089	0.545	0.053	0.04
39	3.25	0.17	0.089	0.543	0.053	0.04
40	3.33	0.17	0.089	0.540	0.053	0.04
41	3.42	0.17	0.089	0.538	0.053	0.04
42	3.50	0.17	0.089	0.536	0.053	0.04
43	3.58	0.17	0.089	0.533	0.053	0.04
44	3.67	0.17	0.089	0.531	0.053	0.04
45	3.75	0.17	0.089	0.529	0.053	0.04
46	3.83	0.20	0.107	0.527	0.064	0.04
47	3.92	0.20	0.107	0.525	0.064	0.04
48	4.00	0.20	0.107	0.522	0.064	0.04
49	4.08	0.20	0.107	0.520	0.064	0.04
50	4.17	0.20	0.107	0.518	0.064	0.04
51	4.25	0.20	0.107	0.516	0.064	0.04
52	4.33	0.23	0.125	0.514	0.075	0.05
53	4.42	0.23	0.125	0.511	0.075	0.05
54	4.50	0.23	0.125	0.509	0.075	0.05
55	4.58	0.23	0.125	0.507	0.075	0.05
56	4.67	0.23	0.125	0.505	0.075	0.05
57	4.75	0.23	0.125	0.503	0.075	0.05
58	4.83	0.27	0.142	0.500	0.085	0.06
59	4.92	0.27	0.142	0.498	0.085	0.06
60	5.00	0.27	0.142	0.496	0.085	0.06
61	5.08	0.20	0.107	0.494	0.064	0.04
62	5.17	0.20	0.107	0.492	0.064	0.04
63	5.25	0.20	0.107	0.490	0.064	0.04
64	5.33	0.23	0.125	0.488	0.075	0.05
65	5.42	0.23	0.125	0.485	0.075	0.05
66	5.50	0.23	0.125	0.483	0.075	0.05
67	5.58	0.27	0.142	0.481	0.085	0.06
68	5.67	0.27	0.142	0.479	0.085	0.06
69	5.75	0.27	0.142	0.477	0.085	0.06
70	5.83	0.27	0.142	0.475	0.085	0.06
71	5.92	0.27	0.142	0.473	0.085	0.06
72	6.00	0.27	0.142	0.471	0.085	0.06
73	6.08	0.30	0.160	0.469	0.096	0.06
74	6.17	0.30	0.160	0.466	0.096	0.06
75	6.25	0.30	0.160	0.464	0.096	0.06
76	6.33	0.30	0.160	0.462	0.096	0.06
77	6.42	0.30	0.160	0.460	0.096	0.06
78	6.50	0.30	0.160	0.458	0.096	0.06
79	6.58	0.33	0.178	0.456	0.107	0.07
80	6.67	0.33	0.178	0.454	0.107	0.07
81	6.75	0.33	0.178	0.452	0.107	0.07
82	6.83	0.33	0.178	0.450	0.107	0.07

83	6.92	0.33	0.178	0.448	0.107	0.07
84	7.00	0.33	0.178	0.446	0.107	0.07
85	7.08	0.33	0.178	0.444	0.107	0.07
86	7.17	0.33	0.178	0.442	0.107	0.07
87	7.25	0.33	0.178	0.440	0.107	0.07
88	7.33	0.37	0.196	0.438	0.117	0.08
89	7.42	0.37	0.196	0.436	0.117	0.08
90	7.50	0.37	0.196	0.434	0.117	0.08
91	7.58	0.40	0.214	0.432	0.128	0.09
92	7.67	0.40	0.214	0.430	0.128	0.09
93	7.75	0.40	0.214	0.428	0.128	0.09
94	7.83	0.43	0.231	0.426	0.139	0.09
95	7.92	0.43	0.231	0.424	0.139	0.09
96	8.00	0.43	0.231	0.422	0.139	0.09
97	8.08	0.50	0.267	0.420	0.160	0.11
98	8.17	0.50	0.267	0.418	0.160	0.11
99	8.25	0.50	0.267	0.416	0.160	0.11
100	8.33	0.50	0.267	0.414	0.160	0.11
101	8.42	0.50	0.267	0.412	0.160	0.11
102	8.50	0.50	0.267	0.410	0.160	0.11
103	8.58	0.53	0.285	0.408	0.171	0.11
104	8.67	0.53	0.285	0.406	0.171	0.11
105	8.75	0.53	0.285	0.404	0.171	0.11
106	8.83	0.57	0.303	0.403	0.182	0.12
107	8.92	0.57	0.303	0.401	0.182	0.12
108	9.00	0.57	0.303	0.399	0.182	0.12
109	9.08	0.63	0.338	0.397	0.203	0.14
110	9.17	0.63	0.338	0.395	0.203	0.14
111	9.25	0.63	0.338	0.393	0.203	0.14
112	9.33	0.67	0.356	0.391	0.214	0.14
113	9.42	0.67	0.356	0.389	0.214	0.14
114	9.50	0.67	0.356	0.388	0.214	0.14
115	9.58	0.70	0.374	0.386	0.224	0.15
116	9.67	0.70	0.374	0.384	0.224	0.15
117	9.75	0.70	0.374	0.382	0.224	0.15
118	9.83	0.73	0.392	0.380	---	0.01
119	9.92	0.73	0.392	0.378	---	0.01
120	10.00	0.73	0.392	0.376	---	0.02
121	10.08	0.50	0.267	0.375	0.160	0.11
122	10.17	0.50	0.267	0.373	0.160	0.11
123	10.25	0.50	0.267	0.371	0.160	0.11
124	10.33	0.50	0.267	0.369	0.160	0.11
125	10.42	0.50	0.267	0.367	0.160	0.11
126	10.50	0.50	0.267	0.366	0.160	0.11
127	10.58	0.67	0.356	0.364	0.214	0.14
128	10.67	0.67	0.356	0.362	0.214	0.14
129	10.75	0.67	0.356	0.360	0.214	0.14
130	10.83	0.67	0.356	0.359	0.214	0.14
131	10.92	0.67	0.356	0.357	0.214	0.14
132	11.00	0.67	0.356	0.355	---	0.00
133	11.08	0.63	0.338	0.353	0.203	0.14
134	11.17	0.63	0.338	0.352	0.203	0.14
135	11.25	0.63	0.338	0.350	0.203	0.14
136	11.33	0.63	0.338	0.348	0.203	0.14
137	11.42	0.63	0.338	0.346	0.203	0.14
138	11.50	0.63	0.338	0.345	0.203	0.14
139	11.58	0.57	0.303	0.343	0.182	0.12
140	11.67	0.57	0.303	0.341	0.182	0.12
141	11.75	0.57	0.303	0.340	0.182	0.12
142	11.83	0.60	0.320	0.338	0.192	0.13
143	11.92	0.60	0.320	0.336	0.192	0.13
144	12.00	0.60	0.320	0.334	0.192	0.13
145	12.08	0.83	0.445	0.333	---	0.11
146	12.17	0.83	0.445	0.331	---	0.11
147	12.25	0.83	0.445	0.329	---	0.12
148	12.33	0.87	0.463	0.328	---	0.13
149	12.42	0.87	0.463	0.326	---	0.14
150	12.50	0.87	0.463	0.325	---	0.14
151	12.58	0.93	0.498	0.323	---	0.18
152	12.67	0.93	0.498	0.321	---	0.18
153	12.75	0.93	0.498	0.320	---	0.18
154	12.83	0.97	0.516	0.318	---	0.20
155	12.92	0.97	0.516	0.316	---	0.20
156	13.00	0.97	0.516	0.315	---	0.20
157	13.08	1.13	0.605	0.313	---	0.29
158	13.17	1.13	0.605	0.312	---	0.29
159	13.25	1.13	0.605	0.310	---	0.30
160	13.33	1.13	0.605	0.308	---	0.30
161	13.42	1.13	0.605	0.307	---	0.30
162	13.50	1.13	0.605	0.305	---	0.30
163	13.58	0.77	0.409	0.304	---	0.11
164	13.67	0.77	0.409	0.302	---	0.11
165	13.75	0.77	0.409	0.301	---	0.11
166	13.83	0.77	0.409	0.299	---	0.11
167	13.92	0.77	0.409	0.298	---	0.11
168	14.00	0.77	0.409	0.296	---	0.11
169	14.08	0.90	0.481	0.295	---	0.19
170	14.17	0.90	0.481	0.293	---	0.19
171	14.25	0.90	0.481	0.292	---	0.19
172	14.33	0.87	0.463	0.290	---	0.17
173	14.42	0.87	0.463	0.289	---	0.17
174	14.50	0.87	0.463	0.287	---	0.18
175	14.58	0.87	0.463	0.286	---	0.18
176	14.67	0.87	0.463	0.284	---	0.18
177	14.75	0.87	0.463	0.283	---	0.18

178	14.83	0.83	0.445	0.281	---	0.16
179	14.92	0.83	0.445	0.280	---	0.17
180	15.00	0.83	0.445	0.278	---	0.17
181	15.08	0.80	0.427	0.277	---	0.15
182	15.17	0.80	0.427	0.276	---	0.15
183	15.25	0.80	0.427	0.274	---	0.15
184	15.33	0.77	0.409	0.273	---	0.14
185	15.42	0.77	0.409	0.271	---	0.14
186	15.50	0.77	0.409	0.270	---	0.14
187	15.58	0.63	0.338	0.269	---	0.07
188	15.67	0.63	0.338	0.267	---	0.07
189	15.75	0.63	0.338	0.266	---	0.07
190	15.83	0.63	0.338	0.265	---	0.07
191	15.92	0.63	0.338	0.263	---	0.08
192	16.00	0.63	0.338	0.262	---	0.08
193	16.08	0.13	0.071	0.260	0.043	0.03
194	16.17	0.13	0.071	0.259	0.043	0.03
195	16.25	0.13	0.071	0.258	0.043	0.03
196	16.33	0.13	0.071	0.257	0.043	0.03
197	16.42	0.13	0.071	0.255	0.043	0.03
198	16.50	0.13	0.071	0.254	0.043	0.03
199	16.58	0.10	0.053	0.253	0.032	0.02
200	16.67	0.10	0.053	0.251	0.032	0.02
201	16.75	0.10	0.053	0.250	0.032	0.02
202	16.83	0.10	0.053	0.249	0.032	0.02
203	16.92	0.10	0.053	0.248	0.032	0.02
204	17.00	0.10	0.053	0.246	0.032	0.02
205	17.08	0.17	0.089	0.245	0.053	0.04
206	17.17	0.17	0.089	0.244	0.053	0.04
207	17.25	0.17	0.089	0.243	0.053	0.04
208	17.33	0.17	0.089	0.241	0.053	0.04
209	17.42	0.17	0.089	0.240	0.053	0.04
210	17.50	0.17	0.089	0.239	0.053	0.04
211	17.58	0.17	0.089	0.238	0.053	0.04
212	17.67	0.17	0.089	0.237	0.053	0.04
213	17.75	0.17	0.089	0.235	0.053	0.04
214	17.83	0.13	0.071	0.234	0.043	0.03
215	17.92	0.13	0.071	0.233	0.043	0.03
216	18.00	0.13	0.071	0.232	0.043	0.03
217	18.08	0.13	0.071	0.231	0.043	0.03
218	18.17	0.13	0.071	0.230	0.043	0.03
219	18.25	0.13	0.071	0.228	0.043	0.03
220	18.33	0.13	0.071	0.227	0.043	0.03
221	18.42	0.13	0.071	0.226	0.043	0.03
222	18.50	0.13	0.071	0.225	0.043	0.03
223	18.58	0.10	0.053	0.224	0.032	0.02
224	18.67	0.10	0.053	0.223	0.032	0.02
225	18.75	0.10	0.053	0.222	0.032	0.02
226	18.83	0.07	0.036	0.221	0.021	0.01
227	18.92	0.07	0.036	0.220	0.021	0.01
228	19.00	0.07	0.036	0.219	0.021	0.01
229	19.08	0.10	0.053	0.218	0.032	0.02
230	19.17	0.10	0.053	0.217	0.032	0.02
231	19.25	0.10	0.053	0.216	0.032	0.02
232	19.33	0.13	0.071	0.215	0.043	0.03
233	19.42	0.13	0.071	0.214	0.043	0.03
234	19.50	0.13	0.071	0.213	0.043	0.03
235	19.58	0.10	0.053	0.212	0.032	0.02
236	19.67	0.10	0.053	0.211	0.032	0.02
237	19.75	0.10	0.053	0.210	0.032	0.02
238	19.83	0.07	0.036	0.209	0.021	0.01
239	19.92	0.07	0.036	0.208	0.021	0.01
240	20.00	0.07	0.036	0.207	0.021	0.01
241	20.08	0.10	0.053	0.206	0.032	0.02
242	20.17	0.10	0.053	0.205	0.032	0.02
243	20.25	0.10	0.053	0.204	0.032	0.02
244	20.33	0.10	0.053	0.203	0.032	0.02
245	20.42	0.10	0.053	0.203	0.032	0.02
246	20.50	0.10	0.053	0.202	0.032	0.02
247	20.58	0.10	0.053	0.201	0.032	0.02
248	20.67	0.10	0.053	0.200	0.032	0.02
249	20.75	0.10	0.053	0.199	0.032	0.02
250	20.83	0.07	0.036	0.198	0.021	0.01
251	20.92	0.07	0.036	0.198	0.021	0.01
252	21.00	0.07	0.036	0.197	0.021	0.01
253	21.08	0.10	0.053	0.196	0.032	0.02
254	21.17	0.10	0.053	0.195	0.032	0.02
255	21.25	0.10	0.053	0.194	0.032	0.02
256	21.33	0.07	0.036	0.194	0.021	0.01
257	21.42	0.07	0.036	0.193	0.021	0.01
258	21.50	0.07	0.036	0.192	0.021	0.01
259	21.58	0.10	0.053	0.192	0.032	0.02
260	21.67	0.10	0.053	0.191	0.032	0.02
261	21.75	0.10	0.053	0.190	0.032	0.02
262	21.83	0.07	0.036	0.190	0.021	0.01
263	21.92	0.07	0.036	0.189	0.021	0.01
264	22.00	0.07	0.036	0.188	0.021	0.01
265	22.08	0.10	0.053	0.188	0.032	0.02
266	22.17	0.10	0.053	0.187	0.032	0.02
267	22.25	0.10	0.053	0.186	0.032	0.02
268	22.33	0.07	0.036	0.186	0.021	0.01
269	22.42	0.07	0.036	0.185	0.021	0.01
270	22.50	0.07	0.036	0.185	0.021	0.01
271	22.58	0.07	0.036	0.184	0.021	0.01
272	22.67	0.07	0.036	0.184	0.021	0.01

273	22.75	0.07	0.036	0.183	0.021	0.01
274	22.83	0.07	0.036	0.183	0.021	0.01
275	22.92	0.07	0.036	0.182	0.021	0.01
276	23.00	0.07	0.036	0.182	0.021	0.01
277	23.08	0.07	0.036	0.181	0.021	0.01
278	23.17	0.07	0.036	0.181	0.021	0.01
279	23.25	0.07	0.036	0.181	0.021	0.01
280	23.33	0.07	0.036	0.180	0.021	0.01
281	23.42	0.07	0.036	0.180	0.021	0.01
282	23.50	0.07	0.036	0.180	0.021	0.01
283	23.58	0.07	0.036	0.179	0.021	0.01
284	23.67	0.07	0.036	0.179	0.021	0.01
285	23.75	0.07	0.036	0.179	0.021	0.01
286	23.83	0.07	0.036	0.179	0.021	0.01
287	23.92	0.07	0.036	0.178	0.021	0.01
288	24.00	0.07	0.036	0.178	0.021	0.01
Sum =		100.0			Sum =	19.7

```
Flood volume = Effective rainfall      1.65(In)
 times area      16.9(Ac.)/[(In)/(Ft.)] =       2.3(Ac.Ft)
Total soil loss =      2.80(In)
Total soil loss =     3.945(Ac.Ft)
Total rainfall =      4.45(In)
Flood volume =      100822.5 Cubic Feet
Total soil loss =      171839.6 Cubic Feet
--------------------------------------------------------------------
 Peak flow rate of this hydrograph =      5.082(CFS)
--------------------------------------------------------------------
++++++++++++++++++++++++++++++++++++++++++++++++++++++++++++++++++++
                    24 - H O U R    S T O R M
              R u n o f f      H y d r o g r a p h
--------------------------------------------------------------------
            Hydrograph in   5   Minute intervals ((CFS))

--------------------------------------------------------------------
Time(h+m) Volume Ac.Ft   Q(CFS)  0        2.5       5.0       7.5      10.0
--------------------------------------------------------------------
  0+ 5       0.0007      0.10  Q         |         |         |         |
  0+10       0.0021      0.21  Q         |         |         |         |
  0+15       0.0037      0.23  Q         |         |         |         |
  0+20       0.0057      0.29  VQ        |         |         |         |
  0+25       0.0081      0.35  VQ        |         |         |         |
  0+30       0.0106      0.36  VQ        |         |         |         |
  0+35       0.0131      0.36  VQ        |         |         |         |
  0+40       0.0156      0.36  VQ        |         |         |         |
  0+45       0.0181      0.36  VQ        |         |         |         |
  0+50       0.0209      0.41  VQ        |         |         |         |
  0+55       0.0241      0.47  VQ        |         |         |         |
  1+ 0       0.0275      0.48  VQ        |         |         |         |
  1+ 5       0.0304      0.43  VQ        |         |         |         |
  1+10       0.0331      0.38  VQ        |         |         |         |
  1+15       0.0356      0.37  VQ        |         |         |         |
  1+20       0.0381      0.36  VQ        |         |         |         |
  1+25       0.0406      0.36  VQ        |         |         |         |
  1+30       0.0431      0.36  VQ        |         |         |         |
  1+35       0.0456      0.36  VQ        |         |         |         |
  1+40       0.0481      0.36  VQ        |         |         |         |
  1+45       0.0506      0.36  VQ        |         |         |         |
  1+50       0.0535      0.41  VQ        |         |         |         |
  1+55       0.0567      0.47  VQ        |         |         |         |
  2+ 0       0.0600      0.48  |Q        |         |         |         |
  2+ 5       0.0633      0.48  |Q        |         |         |         |
  2+10       0.0667      0.48  |Q        |         |         |         |
  2+15       0.0700      0.48  |Q        |         |         |         |
  2+20       0.0733      0.48  |Q        |         |         |         |
  2+25       0.0767      0.48  |Q        |         |         |         |
  2+30       0.0800      0.48  |Q        |         |         |         |
  2+35       0.0837      0.53  |VQ       |         |         |         |
  2+40       0.0878      0.59  |VQ       |         |         |         |
  2+45       0.0919      0.60  |VQ       |         |         |         |
  2+50       0.0961      0.60  |VQ       |         |         |         |
  2+55       0.1002      0.61  |VQ       |         |         |         |
  3+ 0       0.1044      0.61  |VQ       |         |         |         |
  3+ 5       0.1086      0.61  |VQ       |         |         |         |
  3+10       0.1128      0.61  |VQ       |         |         |         |
  3+15       0.1169      0.61  | Q       |         |         |         |
  3+20       0.1211      0.61  | Q       |         |         |         |
  3+25       0.1253      0.61  | Q       |         |         |         |
  3+30       0.1294      0.61  | Q       |         |         |         |
  3+35       0.1336      0.61  | Q       |         |         |         |
  3+40       0.1378      0.61  | Q       |         |         |         |
  3+45       0.1420      0.61  | Q       |         |         |         |
  3+50       0.1465      0.65  | Q       |         |         |         |
  3+55       0.1514      0.71  | Q       |         |         |         |
  4+ 0       0.1563      0.72  | Q       |         |         |         |
  4+ 5       0.1613      0.73  | Q       |         |         |         |
  4+10       0.1664      0.73  | Q       |         |         |         |
  4+15       0.1714      0.73  | Q       |         |         |         |
  4+20       0.1767      0.78  |  Q      |         |         |         |
  4+25       0.1824      0.83  |  Q      |         |         |         |
  4+30       0.1882      0.84  |  Q      |         |         |         |
  4+35       0.1941      0.85  |  Q      |         |         |         |
  4+40       0.1999      0.85  |  Q      |         |         |         |
  4+45       0.2058      0.85  |  Q      |         |         |         |
  4+50       0.2119      0.90  |  Q      |         |         |         |
  4+55       0.2185      0.95  |  Q      |         |         |         |
```

```
 5+ 0       0.2252      0.96  |  Q      |         |         |         |
 5+ 5       0.2311      0.87  |  Q      |         |         |         |
 5+10       0.2364      0.76  |  QV     |         |         |         |
 5+15       0.2415      0.74  | Q V     |         |         |         |
 5+20       0.2468      0.78  |  QV     |         |         |         |
 5+25       0.2525      0.83  |  QV     |         |         |         |
 5+30       0.2584      0.84  |  QV     |         |         |         |
 5+35       0.2645      0.90  |  QV     |         |         |         |
 5+40       0.2711      0.95  |  QV     |         |         |         |
 5+45       0.2777      0.96  |  QV     |         |         |         |
 5+50       0.2844      0.97  |  QV     |         |         |         |
 5+55       0.2911      0.97  |  Q V    |         |         |         |
 6+ 0       0.2978      0.97  |  Q V    |         |         |         |
 6+ 5       0.3048      1.02  |   QV    |         |         |         |
 6+10       0.3122      1.07  |   QV    |         |         |         |
 6+15       0.3196      1.09  |   QV    |         |         |         |
 6+20       0.3271      1.09  |   QV    |         |         |         |
 6+25       0.3347      1.09  |   QV    |         |         |         |
 6+30       0.3422      1.09  |   QV    |         |         |         |
 6+35       0.3500      1.14  |   Q V   |         |         |         |
 6+40       0.3583      1.20  |   Q V   |         |         |         |
 6+45       0.3666      1.21  |   Q V   |         |         |         |
 6+50       0.3749      1.21  |   Q V   |         |         |         |
 6+55       0.3832      1.21  |   Q V   |         |         |         |
 7+ 0       0.3916      1.21  |   Q V   |         |         |         |
 7+ 5       0.3999      1.21  |   Q V   |         |         |         |
 7+10       0.4083      1.21  |   Q  V  |         |         |         |
 7+15       0.4166      1.21  |   Q  V  |         |         |         |
 7+20       0.4253      1.26  |    Q V  |         |         |         |
 7+25       0.4344      1.32  |    Q V  |         |         |         |
 7+30       0.4435      1.33  |    Q V  |         |         |         |
 7+35       0.4530      1.38  |    Q V  |         |         |         |
 7+40       0.4629      1.44  |    Q  V |         |         |         |
 7+45       0.4729      1.45  |    Q  V |         |         |         |
 7+50       0.4833      1.50  |     Q V |         |         |         |
 7+55       0.4940      1.56  |     Q V |         |         |         |
 8+ 0       0.5048      1.57  |     Q V |         |         |         |
 8+ 5       0.5163      1.67  |     Q V |         |         |         |
 8+10       0.5286      1.79  |      Q V|         |         |         |
 8+15       0.5411      1.81  |      Q V|         |         |         |
 8+20       0.5536      1.82  |      Q V|         |         |         |
 8+25       0.5661      1.82  |      Q V|         |         |         |
 8+30       0.5786      1.82  |      Q V|         |         |         |
 8+35       0.5915      1.87  |      Q  V         |         |         |
 8+40       0.6047      1.92  |      Q  V         |         |         |
 8+45       0.6180      1.93  |      Q  V         |         |         |
 8+50       0.6317      1.99  |      Q  V         |         |         |
 8+55       0.6458      2.04  |       Q |V        |         |         |
 9+ 0       0.6600      2.06  |       Q |V        |         |         |
 9+ 5       0.6748      2.16  |       Q |V        |         |         |
 9+10       0.6904      2.27  |        Q|V        |         |         |
 9+15       0.7062      2.29  |        Q| V       |         |         |
 9+20       0.7224      2.35  |        Q| V       |         |         |
 9+25       0.7390      2.41  |        Q| V       |         |         |
 9+30       0.7557      2.42  |        Q|  V      |         |         |
 9+35       0.7727      2.47  |        Q|  V      |         |         |
 9+40       0.7901      2.53  |         Q  V      |         |         |
 9+45       0.8076      2.54  |         Q  V      |         |         |
 9+50       0.8186      1.60  |     Q   |   V     |         |         |
 9+55       0.8222      0.52  | Q       |   V     |         |         |
10+ 0       0.8244      0.33  |Q        |   V     |         |         |
10+ 5       0.8306      0.90  |  Q      |   V     |         |         |
10+10       0.8417      1.61  |     Q   |   V     |         |         |
10+15       0.8538      1.76  |      Q  |   V     |         |         |
10+20       0.8662      1.80  |      Q  |   V     |         |         |
10+25       0.8787      1.82  |      Q  |    V    |         |         |
10+30       0.8913      1.82  |      Q  |    V    |         |         |
10+35       0.9055      2.06  |       Q |    V    |         |         |
10+40       0.9216      2.34  |        Q|    V    |         |         |
10+45       0.9381      2.40  |        Q|     V   |         |         |
10+50       0.9548      2.42  |        Q|     V   |         |         |
10+55       0.9715      2.42  |        Q|     V   |         |         |
11+ 0       0.9815      1.45  |    Q    |     V   |         |         |
11+ 5       0.9902      1.26  |    Q    |      V  |         |         |
11+10       1.0046      2.09  |       Q |      V  |         |         |
11+15       1.0200      2.23  |       Q |      V  |         |         |
11+20       1.0357      2.28  |        Q|      V  |         |         |
11+25       1.0515      2.30  |        Q|       V |         |         |
11+30       1.0674      2.30  |        Q|       V |         |         |
11+35       1.0826      2.20  |       Q |       V |         |         |
11+40       1.0970      2.09  |       Q |       V |         |         |
11+45       1.1112      2.07  |       Q |        V|         |         |
11+50       1.1258      2.11  |       Q |        V|         |         |
11+55       1.1407      2.17  |       Q |        V|         |         |
12+ 0       1.1557      2.18  |       Q |        V|         |         |
12+ 5       1.1699      2.07  |       Q |         V         |         |
12+10       1.1834      1.96  |      Q  |         V         |         |
12+15       1.1969      1.96  |      Q  |         V         |         |
12+20       1.2113      2.10  |       Q |         V         |         |
12+25       1.2269      2.26  |        Q|         |V        |         |
12+30       1.2429      2.32  |        Q|         |V        |         |
12+35       1.2608      2.60  |         Q         |V        |         |
12+40       1.2808      2.91  |         |Q        | V       |         |
12+45       1.3015      3.00  |         |Q        | V       |         |
12+50       1.3233      3.16  |         | Q       | V       |         |
```

```
12+55       1.3463      3.34  |         |  Q      |  V      |         |
13+ 0       1.3696      3.39  |         |  Q      |  V      |         |
13+ 5       1.3975      4.04  |         |     Q   |   V     |         |
13+10       1.4303      4.77  |         |        Q|   V     |         |
13+15       1.4644      4.94  |         |        Q|    V    |         |
13+20       1.4989      5.01  |         |         Q    V    |         |
13+25       1.5337      5.06  |         |         Q     V   |         |
13+30       1.5687      5.08  |         |         Q      V  |         |
13+35       1.5946      3.76  |         |    Q    |      V  |         |
13+40       1.6101      2.25  |       Q |         |      V  |         |
13+45       1.6236      1.96  |      Q  |         |       V |         |
13+50       1.6366      1.89  |      Q  |         |       V |         |
13+55       1.6496      1.88  |      Q  |         |       V |         |
14+ 0       1.6627      1.91  |      Q  |         |       V |         |
14+ 5       1.6794      2.42  |        Q|         |        V|         |
14+10       1.7001      3.01  |         | Q       |        V|         |
14+15       1.7218      3.15  |         | Q       |        V|         |
14+20       1.7431      3.09  |         | Q       |         V         |
14+25       1.7636      2.98  |         |Q        |         V         |
14+30       1.7842      2.98  |         |Q        |         V         |
14+35       1.8048      3.00  |         |Q        |         |V        |
14+40       1.8256      3.02  |         | Q       |         |V        |
14+45       1.8466      3.04  |         | Q       |         |V        |
14+50       1.8669      2.95  |         |Q        |         | V       |
14+55       1.8864      2.83  |         |Q        |         | V       |
15+ 0       1.9058      2.83  |         |Q        |         | V       |
15+ 5       1.9246      2.72  |         Q         |         |  V      |
15+10       1.9425      2.60  |         Q         |         |  V      |
15+15       1.9604      2.60  |         Q         |         |  V      |
15+20       1.9775      2.49  |        Q|         |         |   V     |
15+25       1.9939      2.37  |        Q|         |         |   V     |
15+30       2.0101      2.37  |        Q|         |         |   V     |
15+35       2.0232      1.89  |      Q  |         |         |   V     |
15+40       2.0325      1.35  |    Q    |         |         |    V    |
15+45       2.0412      1.26  |    Q    |         |         |    V    |
15+50       2.0498      1.25  |   Q     |         |         |    V    |
15+55       2.0584      1.26  |    Q    |         |         |    V    |
16+ 0       2.0673      1.28  |    Q    |         |         |    V    |
16+ 5       2.0739      0.97  |  Q      |         |         |    V    |
16+10       2.0780      0.59  | Q       |         |         |    V    |
16+15       2.0816      0.52  | Q       |         |         |    V    |
16+20       2.0850      0.49  |Q        |         |         |     V   |
16+25       2.0883      0.48  |Q        |         |         |     V   |
16+30       2.0916      0.48  |Q        |         |         |     V   |
16+35       2.0946      0.44  |Q        |         |         |     V   |
16+40       2.0972      0.38  |Q        |         |         |     V   |
16+45       2.0998      0.37  |Q        |         |         |     V   |
16+50       2.1023      0.36  |Q        |         |         |     V   |
16+55       2.1048      0.36  |Q        |         |         |     V   |
17+ 0       2.1073      0.36  |Q        |         |         |     V   |
17+ 5       2.1105      0.46  |Q        |         |         |     V   |
17+10       2.1144      0.57  | Q       |         |         |     V   |
17+15       2.1185      0.60  | Q       |         |         |     V   |
17+20       2.1227      0.60  | Q       |         |         |     V   |
17+25       2.1269      0.61  | Q       |         |         |     V   |
17+30       2.1310      0.61  | Q       |         |         |     V   |
17+35       2.1352      0.61  | Q       |         |         |     V   |
17+40       2.1394      0.61  | Q       |         |         |     V   |
17+45       2.1436      0.61  | Q       |         |         |      V  |
17+50       2.1474      0.56  | Q       |         |         |      V  |
17+55       2.1508      0.50  | Q       |         |         |      V  |
18+ 0       2.1542      0.49  |Q        |         |         |      V  |
18+ 5       2.1576      0.49  |Q        |         |         |      V  |
18+10       2.1609      0.48  |Q        |         |         |      V  |
18+15       2.1642      0.48  |Q        |         |         |      V  |
18+20       2.1676      0.48  |Q        |         |         |      V  |
18+25       2.1709      0.48  |Q        |         |         |      V  |
18+30       2.1743      0.48  |Q        |         |         |      V  |
18+35       2.1773      0.44  |Q        |         |         |      V  |
18+40       2.1799      0.38  |Q        |         |         |      V  |
18+45       2.1824      0.37  |Q        |         |         |      V  |
18+50       2.1846      0.32  |Q        |         |         |      V  |
18+55       2.1864      0.26  |Q        |         |         |      V  |
19+ 0       2.1881      0.25  Q         |         |         |      V  |
19+ 5       2.1901      0.29  |Q        |         |         |      V  |
19+10       2.1925      0.35  |Q        |         |         |      V  |
19+15       2.1949      0.36  |Q        |         |         |      V  |
19+20       2.1978      0.41  |Q        |         |         |      V  |
19+25       2.2010      0.47  |Q        |         |         |       V |
19+30       2.2043      0.48  |Q        |         |         |       V |
19+35       2.2073      0.43  |Q        |         |         |       V |
19+40       2.2099      0.38  |Q        |         |         |       V |
19+45       2.2125      0.37  |Q        |         |         |       V |
19+50       2.2146      0.32  |Q        |         |         |       V |
19+55       2.2164      0.26  |Q        |         |         |       V |
20+ 0       2.2181      0.25  Q         |         |         |       V |
20+ 5       2.2201      0.29  |Q        |         |         |       V |
20+10       2.2225      0.35  |Q        |         |         |       V |
20+15       2.2250      0.36  |Q        |         |         |       V |
20+20       2.2275      0.36  |Q        |         |         |       V |
20+25       2.2300      0.36  |Q        |         |         |       V |
20+30       2.2325      0.36  |Q        |         |         |       V |
20+35       2.2350      0.36  |Q        |         |         |       V |
20+40       2.2375      0.36  |Q        |         |         |       V |
20+45       2.2400      0.36  |Q        |         |         |       V |
```

```
  20+50       2.2422      0.31  |Q        |         |         |       V |
  20+55       2.2440      0.26  |Q        |         |         |       V |
  21+ 0       2.2457      0.25  Q         |         |         |       V |
  21+ 5       2.2477      0.29  |Q        |         |         |       V |
  21+10       2.2501      0.35  |Q        |         |         |       V |
  21+15       2.2525      0.36  |Q        |         |         |       V |
  21+20       2.2547      0.31  |Q        |         |         |       V |
  21+25       2.2565      0.26  |Q        |         |         |       V |
  21+30       2.2582      0.25  Q         |         |         |        V|
  21+35       2.2602      0.29  |Q        |         |         |        V|
  21+40       2.2626      0.35  |Q        |         |         |        V|
  21+45       2.2650      0.36  |Q        |         |         |        V|
  21+50       2.2672      0.31  |Q        |         |         |        V|
  21+55       2.2690      0.26  |Q        |         |         |        V|
  22+ 0       2.2707      0.25  Q         |         |         |        V|
  22+ 5       2.2727      0.29  |Q        |         |         |        V|
  22+10       2.2751      0.35  |Q        |         |         |        V|
  22+15       2.2776      0.36  |Q        |         |         |        V|
  22+20       2.2797      0.31  |Q        |         |         |        V|
  22+25       2.2815      0.26  |Q        |         |         |        V|
  22+30       2.2832      0.25  Q         |         |         |        V|
  22+35       2.2849      0.24  Q         |         |         |        V|
  22+40       2.2866      0.24  Q         |         |         |        V|
  22+45       2.2882      0.24  Q         |         |         |        V|
  22+50       2.2899      0.24  Q         |         |         |        V|
  22+55       2.2916      0.24  Q         |         |         |        V|
  23+ 0       2.2932      0.24  Q         |         |         |        V|
  23+ 5       2.2949      0.24  Q         |         |         |        V|
  23+10       2.2966      0.24  Q         |         |         |        V|
  23+15       2.2982      0.24  Q         |         |         |        V|
  23+20       2.2999      0.24  Q         |         |         |        V|
  23+25       2.3016      0.24  Q         |         |         |        V|
  23+30       2.3032      0.24  Q         |         |         |        V|
  23+35       2.3049      0.24  Q         |         |         |        V|
  23+40       2.3066      0.24  Q         |         |         |        V|
  23+45       2.3083      0.24  Q         |         |         |        V|
  23+50       2.3099      0.24  Q         |         |         |        V|
  23+55       2.3116      0.24  Q         |         |         |        V|
  24+ 0       2.3133      0.24  Q         |         |         |        V|
  24+ 5       2.3143      0.14  Q         |         |         |        V|
  24+10       2.3145      0.03  Q         |         |         |        V|
  24+15       2.3145      0.01  Q         |         |         |        V|
  24+20       2.3146      0.00  Q         |         |         |        V|
-----------------------------------------------------------------------
```

```
          U n i t   H y d r o g r a p h    A n a l y s i s

          Copyright (c) CIVILCADD/CIVILDESIGN, 1989 - 2004, Version 7.0
                    Study date  03/28/20 File: b1100.out


++++++++++++++++++++++++++++++++++++++++++++++++++++++++++++++++++++++++++++
------------------------------------------------------------------------------

Riverside County Synthetic Unit Hydrology Method
RCFC & WCD Manual date - April 1978


Program License Serial Number 4027

-------------------------------------------------------------------
 English (in-lb) Input Units Used
 English Rainfall Data (Inches) Input Values Used

 English Units used in output format



-------------------------------------------------------------------
Basin "BB"



-------------------------------------------------------------------
Drainage Area =      10.31(Ac.)  =      0.016 Sq. Mi.
Drainage Area for Depth-Area Areal Adjustment =      10.31(Ac.)  =      0.016 Sq. Mi.
Length along longest watercourse =     950.00(Ft.)
Length along longest watercourse measured to centroid =     640.00(Ft.)
Length along longest watercourse =      0.180 Mi.
Length along longest watercourse measured to centroid =      0.121 Mi.
Difference in elevation =      12.30(Ft.)
Slope along watercourse =     68.3621 Ft./Mi.
Average Manning's 'N' = 0.015
Lag time =    0.038 Hr.
Lag time =     2.26 Min.
25% of lag time =     0.57 Min.
40% of lag time =     0.90 Min.
Unit time =     5.00 Min.
Duration of storm = 1 Hour(s)
User Entered Base Flow =     0.00(CFS)

2 YEAR Area rainfall data:


Area(Ac.)[1]       Rainfall(In)[2]      Weighting[1*2]
       10.31                0.35                          3.63

100 YEAR Area rainfall data:


Area(Ac.)[1]       Rainfall(In)[2]      Weighting[1*2]
       10.31                1.46                         15.05

STORM EVENT (YEAR) =  100.00
Area Averaged 2-Year Rainfall =    0.352(In)
Area Averaged 100-Year Rainfall =    1.460(In)

Point rain (area averaged) =    1.460(In)
Areal adjustment factor =   99.99 %
Adjusted average point rain =    1.460(In)

Sub-Area Data:
Area(Ac.)         Runoff Index   Impervious %
     0.980           33.00         0.150
     0.140           58.00         0.150
     9.050           32.00         0.400
     0.140           56.00         0.400
 Total Area Entered =     10.31(Ac.)


RI    RI   Infil. Rate Impervious   Adj. Infil. Rate  Area%     F
AMC2 AMC-3     (In/Hr)    (Dec.%)     (In/Hr)      (Dec.)    (In/Hr)
33.0  53.0      0.541     0.150        0.468       0.095      0.045
58.0  76.4      0.286     0.150        0.248       0.014      0.003
32.0  52.0      0.552     0.400        0.353       0.878      0.310
56.0  74.8      0.305     0.400        0.195       0.014      0.003
                                                Sum (F) =   0.360
Area averaged mean soil loss (F) (In/Hr) =  0.360
Minimum soil loss rate ((In/Hr)) =  0.180
(for 24 hour storm duration)
Soil low loss rate (decimal) =   0.600
-------------------------------------------------------------------
Slope of intensity-duration curve for a 1 hour storm =0.5800
-----------------------------------------------------------------------

                    U n i t  H y d r o g r a p h
                              DESERT S-Curve
-------------------------------------------------------------------
                    Unit Hydrograph Data
```

```
          ---------------------------------------------------------------------
          Unit time period   Time % of lag   Distribution   Unit Hydrograph
              (hrs)                           Graph %            (CFS)
          ---------------------------------------------------------------------
              1   0.083        221.029         45.770              4.756
              2   0.167        442.058         44.054              4.577
              3   0.250        663.088          7.748              0.805
              4   0.333        884.117          2.429              0.252
                                          Sum = 100.000   Sum=      10.391
-----------------------------------------------------------------------


  Unit Time   Pattern   Storm Rain     Loss rate(In./Hr)     Effective
       (Hr.)  Percent   (In/Hr)         Max   |   Low        (In/Hr)
   1   0.08     3.60      0.631         0.360      ---          0.27
   2   0.17     4.20      0.736         0.360      ---          0.38
   3   0.25     4.40      0.771         0.360      ---          0.41
   4   0.33     4.60      0.806         0.360      ---          0.45
   5   0.42     5.00      0.876         0.360      ---          0.52
   6   0.50     5.60      0.981         0.360      ---          0.62
   7   0.58     6.40      1.121         0.360      ---          0.76
   8   0.67     8.10      1.419         0.360      ---          1.06
   9   0.75    13.10      2.295         0.360      ---          1.93
  10   0.83    34.50      6.044         0.360      ---          5.68
  11   0.92     6.70      1.174         0.360      ---          0.81
  12   1.00     3.80      0.666         0.360      ---          0.31
     Sum =     100.0                                   Sum =    13.2
          Flood volume = Effective rainfall      1.10(In)
           times area      10.3(Ac.)/[(In)/(Ft.)] =       0.9(Ac.Ft)
          Total soil loss =      0.36(In)
          Total soil loss =     0.310(Ac.Ft)
          Total rainfall =      1.46(In)
          Flood volume =       41147.2 Cubic Feet
          Total soil loss =       13488.6 Cubic Feet
          ---------------------------------------------------------------------
           Peak flow rate of this hydrograph =     36.947(CFS)
          ---------------------------------------------------------------------
          ++++++++++++++++++++++++++++++++++++++++++++++++++++++++++++++++++++++
                                1 - H O U R    S T O R M
                           R u n o f f      H y d r o g r a p h
          ---------------------------------------------------------------------
                      Hydrograph in   5   Minute intervals ((CFS))

          ---------------------------------------------------------------------
  Time(h+m) Volume Ac.Ft   Q(CFS)  0       10.0      20.0      30.0      40.0
  ---------------------------------------------------------------------
    0+ 5       0.0089      1.29  VQ        |         |         |         |
    0+10       0.0297      3.02  |V Q      |         |         |         |
    0+15       0.0565      3.89  | VQ      |         |         |         |
    0+20       0.0866      4.37  |  VQ     |         |         |         |
    0+25       0.1204      4.92  |   QV    |         |         |         |
    0+30       0.1602      5.78  |    QV   |         |         |         |
    0+35       0.2084      6.99  |     Q V |         |         |         |
    0+40       0.2714      9.15  |        Q|V        |         |         |
    0+45       0.3735     14.82  |         |   QV    |         |         |
    0+50       0.6279     36.95  |         |         |     V   |     Q   |
    0+55       0.8464     31.72  |         |         |         |Q   V    |
    1+ 0       0.9169     10.24  |         Q         |         |       V |
    1+ 5       0.9410      3.49  |  Q      |         |         |        V|
    1+10       0.9441      0.45  Q         |         |         |        V|
    1+15       0.9446      0.08  Q         |         |         |         V
-----------------------------------------------------------------------
```

```
       U n i t   H y d r o g r a p h   A n a l y s i s

       Copyright (c) CIVILCADD/CIVILDESIGN, 1989 - 2004, Version 7.0
               Study date  03/28/20 File: b3100.out


++++++++++++++++++++++++++++++++++++++++++++++++++++++++++++++++++++++
----------------------------------------------------------------------

Riverside County Synthetic Unit Hydrology Method
RCFC & WCD Manual date - April 1978


Program License Serial Number 4027

--------------------------------------------------------------------
 English (in-lb) Input Units Used
 English Rainfall Data (Inches) Input Values Used

 English Units used in output format



--------------------------------------------------------------------
Basin "BB"



-------------------------------------------------------------------
Drainage Area =      10.31(Ac.)  =      0.016 Sq. Mi.
Drainage Area for Depth-Area Areal Adjustment =      10.31(Ac.)  =      0.016 Sq. Mi.
Length along longest watercourse =     950.00(Ft.)
Length along longest watercourse measured to centroid =     640.00(Ft.)
Length along longest watercourse =      0.180 Mi.
Length along longest watercourse measured to centroid =      0.121 Mi.
Difference in elevation =      12.30(Ft.)
Slope along watercourse =     68.3621 Ft./Mi.
Average Manning's 'N' = 0.015
Lag time =    0.038 Hr.
Lag time =     2.26 Min.
25% of lag time =     0.57 Min.
40% of lag time =     0.90 Min.
Unit time =     5.00 Min.
Duration of storm = 3 Hour(s)
User Entered Base Flow =     0.00(CFS)

2 YEAR Area rainfall data:


Area(Ac.)[1]       Rainfall(In)[2]      Weighting[1*2]
       10.31           0.56                  5.72

100 YEAR Area rainfall data:


Area(Ac.)[1]       Rainfall(In)[2]      Weighting[1*2]
       10.31           2.14                 22.06

STORM EVENT (YEAR) =  100.00
Area Averaged 2-Year Rainfall =    0.555(In)
Area Averaged 100-Year Rainfall =    2.140(In)

Point rain (area averaged) =    2.140(In)
Areal adjustment factor =  100.00 %
Adjusted average point rain =    2.140(In)

Sub-Area Data:
Area(Ac.)         Runoff Index   Impervious %
     0.980           33.00         0.150
     0.140           58.00         0.150
```

9.050	32.00	0.400
0.140	56.00	0.400

Total Area Entered = 10.31(Ac.)

RI AMC2	RI AMC-3	Infil. Rate (In/Hr)	Impervious (Dec.%)	Adj. Infil. Rate (In/Hr)	Area% (Dec.)	F (In/Hr)
33.0	53.0	0.541	0.150	0.468	0.095	0.045
58.0	76.4	0.286	0.150	0.248	0.014	0.003
32.0	52.0	0.552	0.400	0.353	0.878	0.310
56.0	74.8	0.305	0.400	0.195	0.014	0.003
					Sum (F) =	0.360

Area averaged mean soil loss (F) (In/Hr) = 0.360
Minimum soil loss rate ((In/Hr)) = 0.180
(for 24 hour storm duration)
Soil low loss rate (decimal) = 0.600

U n i t H y d r o g r a p h
DESERT S-Curve

Unit Hydrograph Data

Unit time period (hrs)		Time % of lag	Distribution Graph %	Unit Hydrograph (CFS)
1	0.083	221.029	45.770	4.756
2	0.167	442.058	44.054	4.577
3	0.250	663.088	7.748	0.805
4	0.333	884.117	2.429	0.252
			Sum = 100.000	Sum= 10.391

Unit	Time (Hr.)	Pattern Percent	Storm Rain (In/Hr)	Loss rate(In./Hr) Max	Low	Effective (In/Hr)
1	0.08	1.30	0.334	0.360	0.200	0.13
2	0.17	1.30	0.334	0.360	0.200	0.13
3	0.25	1.10	0.282	0.360	0.169	0.11
4	0.33	1.50	0.385	0.360	---	0.02
5	0.42	1.50	0.385	0.360	---	0.02
6	0.50	1.80	0.462	0.360	---	0.10
7	0.58	1.50	0.385	0.360	---	0.02
8	0.67	1.80	0.462	0.360	---	0.10
9	0.75	1.80	0.462	0.360	---	0.10
10	0.83	1.50	0.385	0.360	---	0.02
11	0.92	1.60	0.411	0.360	---	0.05
12	1.00	1.80	0.462	0.360	---	0.10
13	1.08	2.20	0.565	0.360	---	0.20
14	1.17	2.20	0.565	0.360	---	0.20
15	1.25	2.20	0.565	0.360	---	0.20
16	1.33	2.00	0.514	0.360	---	0.15
17	1.42	2.60	0.668	0.360	---	0.31
18	1.50	2.70	0.693	0.360	---	0.33
19	1.58	2.40	0.616	0.360	---	0.26
20	1.67	2.70	0.693	0.360	---	0.33
21	1.75	3.30	0.847	0.360	---	0.49
22	1.83	3.10	0.796	0.360	---	0.44
23	1.92	2.90	0.745	0.360	---	0.38
24	2.00	3.00	0.770	0.360	---	0.41
25	2.08	3.10	0.796	0.360	---	0.44
26	2.17	4.20	1.079	0.360	---	0.72
27	2.25	5.00	1.284	0.360	---	0.92
28	2.33	3.50	0.899	0.360	---	0.54
29	2.42	6.80	1.746	0.360	---	1.39
30	2.50	7.30	1.875	0.360	---	1.51
31	2.58	8.20	2.106	0.360	---	1.75
32	2.67	5.90	1.515	0.360	---	1.15
33	2.75	2.00	0.514	0.360	---	0.15
34	2.83	1.80	0.462	0.360	---	0.10
35	2.92	1.80	0.462	0.360	---	0.10

```
36   3.00     0.60      0.154         0.360     0.092         0.06
   Sum =     100.0                                    Sum =    13.5
      Flood volume = Effective rainfall      1.12(In)
       times area      10.3(Ac.)/[(In)/(Ft.)] =       1.0(Ac.Ft)
      Total soil loss =      1.02(In)
      Total soil loss =     0.873(Ac.Ft)
      Total rainfall =      2.14(In)
      Flood volume =       42050.7 Cubic Feet
      Total soil loss =       38035.8 Cubic Feet
      ---------------------------------------------------------------------
       Peak flow rate of this hydrograph =     16.491(CFS)
      ---------------------------------------------------------------------
      +++++++++++++++++++++++++++++++++++++++++++++++++++++++++++++++++++++
                          3 - H O U R    S T O R M
                     R u n o f f      H y d r o g r a p h
      ---------------------------------------------------------------------
                  Hydrograph in   5   Minute intervals ((CFS))

      ---------------------------------------------------------------------
 Time(h+m) Volume Ac.Ft   Q(CFS)  0        5.0      10.0      15.0      20.0
 ----------------------------------------------------------------------
   0+ 5       0.0044      0.64  VQ        |         |         |         |
   0+10       0.0130      1.25  V Q       |         |         |         |
   0+15       0.0216      1.26  V Q       |         |         |         |
   0+20       0.0270      0.78  |Q        |         |         |         |
   0+25       0.0294      0.36  QV        |         |         |         |
   0+30       0.0339      0.65  |Q        |         |         |         |
   0+35       0.0381      0.61  |Q        |         |         |         |
   0+40       0.0428      0.69  |Q        |         |         |         |
   0+45       0.0497      1.00  |QV       |         |         |         |
   0+50       0.0543      0.67  |QV       |         |         |         |
   0+55       0.0575      0.46  Q V       |         |         |         |
   1+ 0       0.0627      0.76  |QV       |         |         |         |
   1+ 5       0.0729      1.49  | QV      |         |         |         |
   1+10       0.0867      2.00  |  VQ     |         |         |         |
   1+15       0.1012      2.10  |   Q     |         |         |         |
   1+20       0.1142      1.88  |  QV     |         |         |         |
   1+25       0.1306      2.38  |   QV    |         |         |         |
   1+30       0.1524      3.17  |     Q   |         |         |         |
   1+35       0.1732      3.03  |     QV  |         |         |         |
   1+40       0.1946      3.10  |     Q V |         |         |         |
   1+45       0.2230      4.13  |       QV|         |         |         |
   1+50       0.2550      4.64  |        QV         |         |         |
   1+55       0.2846      4.30  |       Q |V        |         |         |
   2+ 0       0.3134      4.18  |       Q | V       |         |         |
   2+ 5       0.3435      4.37  |       Q |   V     |         |         |
   2+10       0.3837      5.84  |         |Q   V    |         |         |
   2+15       0.4398      8.14  |         |     Q V |         |         |
   2+20       0.4913      7.48  |         |   Q     V         |         |
   2+25       0.5600      9.98  |         |        Q|  V      |         |
   2+30       0.6579     14.22  |         |         |      VQ |         |
   2+35       0.7715     16.49  |         |         |         |VQ       |
   2+40       0.8752     15.06  |         |         |         Q     V   |
   2+45       0.9290      7.80  |         |    Q    |         |       V |
   2+50       0.9466      2.56  |    Q    |         |         |        V|
   2+55       0.9560      1.37  | Q       |         |         |        V|
   3+ 0       0.9620      0.88  |Q        |         |         |        V|
   3+ 5       0.9647      0.39  Q         |         |         |        V|
   3+10       0.9652      0.08  Q         |         |         |        V|
   3+15       0.9654      0.02  Q         |         |         |         V
----------------------------------------------------------------------
```

```
       U n i t   H y d r o g r a p h   A n a l y s i s

       Copyright (c) CIVILCADD/CIVILDESIGN, 1989 - 2004, Version 7.0
              Study date  03/28/20 File: b6100.out


++++++++++++++++++++++++++++++++++++++++++++++++++++++++++++++++++++++
----------------------------------------------------------------------

Riverside County Synthetic Unit Hydrology Method
RCFC & WCD Manual date - April 1978


Program License Serial Number 4027

--------------------------------------------------------------------
 English (in-lb) Input Units Used
 English Rainfall Data (Inches) Input Values Used

 English Units used in output format



--------------------------------------------------------------------
Basin "BB"



-------------------------------------------------------------------
Drainage Area =      10.31(Ac.)  =      0.016 Sq. Mi.
Drainage Area for Depth-Area Areal Adjustment =      10.31(Ac.)  =      0.016 Sq. Mi.
Length along longest watercourse =     950.00(Ft.)
Length along longest watercourse measured to centroid =     640.00(Ft.)
Length along longest watercourse =      0.180 Mi.
Length along longest watercourse measured to centroid =      0.121 Mi.
Difference in elevation =      12.30(Ft.)
Slope along watercourse =     68.3621 Ft./Mi.
Average Manning's 'N' = 0.015
Lag time =    0.038 Hr.
Lag time =     2.26 Min.
25% of lag time =     0.57 Min.
40% of lag time =     0.90 Min.
Unit time =     5.00 Min.
Duration of storm = 6 Hour(s)
User Entered Base Flow =     0.00(CFS)

2 YEAR Area rainfall data:


Area(Ac.)[1]       Rainfall(In)[2]      Weighting[1*2]
       10.31           0.73                  7.50

100 YEAR Area rainfall data:


Area(Ac.)[1]       Rainfall(In)[2]      Weighting[1*2]
       10.31           2.75                 28.35

STORM EVENT (YEAR) =  100.00
Area Averaged 2-Year Rainfall =    0.727(In)
Area Averaged 100-Year Rainfall =    2.750(In)

Point rain (area averaged) =    2.750(In)
Areal adjustment factor =  100.00 %
Adjusted average point rain =    2.750(In)

Sub-Area Data:
Area(Ac.)         Runoff Index   Impervious %
     0.980           33.00         0.150
     0.140           58.00         0.150
```

9.050	32.00	0.400
0.140	56.00	0.400

Total Area Entered = 10.31(Ac.)

RI AMC2	RI AMC-3	Infil. Rate (In/Hr)	Impervious (Dec.%)	Adj. Infil. Rate (In/Hr)	Area% (Dec.)	F (In/Hr)
33.0	53.0	0.541	0.150	0.468	0.095	0.045
58.0	76.4	0.286	0.150	0.248	0.014	0.003
32.0	52.0	0.552	0.400	0.353	0.878	0.310
56.0	74.8	0.305	0.400	0.195	0.014	0.003
					Sum (F) =	0.360

Area averaged mean soil loss (F) (In/Hr) = 0.360
Minimum soil loss rate ((In/Hr)) = 0.180
(for 24 hour storm duration)
Soil low loss rate (decimal) = 0.600

U n i t H y d r o g r a p h
DESERT S-Curve

Unit Hydrograph Data

Unit time period (hrs)		Time % of lag	Distribution Graph %	Unit Hydrograph (CFS)
1	0.083	221.029	45.770	4.756
2	0.167	442.058	44.054	4.577
3	0.250	663.088	7.748	0.805
4	0.333	884.117	2.429	0.252
			Sum = 100.000	Sum= 10.391

Unit	Time (Hr.)	Pattern Percent	Storm Rain (In/Hr)	Loss rate(In./Hr) Max	Low	Effective (In/Hr)
1	0.08	0.50	0.165	0.360	0.099	0.07
2	0.17	0.60	0.198	0.360	0.119	0.08
3	0.25	0.60	0.198	0.360	0.119	0.08
4	0.33	0.60	0.198	0.360	0.119	0.08
5	0.42	0.60	0.198	0.360	0.119	0.08
6	0.50	0.70	0.231	0.360	0.139	0.09
7	0.58	0.70	0.231	0.360	0.139	0.09
8	0.67	0.70	0.231	0.360	0.139	0.09
9	0.75	0.70	0.231	0.360	0.139	0.09
10	0.83	0.70	0.231	0.360	0.139	0.09
11	0.92	0.70	0.231	0.360	0.139	0.09
12	1.00	0.80	0.264	0.360	0.158	0.11
13	1.08	0.80	0.264	0.360	0.158	0.11
14	1.17	0.80	0.264	0.360	0.158	0.11
15	1.25	0.80	0.264	0.360	0.158	0.11
16	1.33	0.80	0.264	0.360	0.158	0.11
17	1.42	0.80	0.264	0.360	0.158	0.11
18	1.50	0.80	0.264	0.360	0.158	0.11
19	1.58	0.80	0.264	0.360	0.158	0.11
20	1.67	0.80	0.264	0.360	0.158	0.11
21	1.75	0.80	0.264	0.360	0.158	0.11
22	1.83	0.80	0.264	0.360	0.158	0.11
23	1.92	0.80	0.264	0.360	0.158	0.11
24	2.00	0.90	0.297	0.360	0.178	0.12
25	2.08	0.80	0.264	0.360	0.158	0.11
26	2.17	0.90	0.297	0.360	0.178	0.12
27	2.25	0.90	0.297	0.360	0.178	0.12
28	2.33	0.90	0.297	0.360	0.178	0.12
29	2.42	0.90	0.297	0.360	0.178	0.12
30	2.50	0.90	0.297	0.360	0.178	0.12
31	2.58	0.90	0.297	0.360	0.178	0.12
32	2.67	0.90	0.297	0.360	0.178	0.12
33	2.75	1.00	0.330	0.360	0.198	0.13
34	2.83	1.00	0.330	0.360	0.198	0.13
35	2.92	1.00	0.330	0.360	0.198	0.13

36	3.00	1.00	0.330	0.360	0.198	0.13
37	3.08	1.00	0.330	0.360	0.198	0.13
38	3.17	1.10	0.363	0.360	---	0.00
39	3.25	1.10	0.363	0.360	---	0.00
40	3.33	1.10	0.363	0.360	---	0.00
41	3.42	1.20	0.396	0.360	---	0.04
42	3.50	1.30	0.429	0.360	---	0.07
43	3.58	1.40	0.462	0.360	---	0.10
44	3.67	1.40	0.462	0.360	---	0.10
45	3.75	1.50	0.495	0.360	---	0.13
46	3.83	1.50	0.495	0.360	---	0.13
47	3.92	1.60	0.528	0.360	---	0.17
48	4.00	1.60	0.528	0.360	---	0.17
49	4.08	1.70	0.561	0.360	---	0.20
50	4.17	1.80	0.594	0.360	---	0.23
51	4.25	1.90	0.627	0.360	---	0.27
52	4.33	2.00	0.660	0.360	---	0.30
53	4.42	2.10	0.693	0.360	---	0.33
54	4.50	2.10	0.693	0.360	---	0.33
55	4.58	2.20	0.726	0.360	---	0.37
56	4.67	2.30	0.759	0.360	---	0.40
57	4.75	2.40	0.792	0.360	---	0.43
58	4.83	2.40	0.792	0.360	---	0.43
59	4.92	2.50	0.825	0.360	---	0.46
60	5.00	2.60	0.858	0.360	---	0.50
61	5.08	3.10	1.023	0.360	---	0.66
62	5.17	3.60	1.188	0.360	---	0.83
63	5.25	3.90	1.287	0.360	---	0.93
64	5.33	4.20	1.386	0.360	---	1.03
65	5.42	4.70	1.551	0.360	---	1.19
66	5.50	5.60	1.848	0.360	---	1.49
67	5.58	1.90	0.627	0.360	---	0.27
68	5.67	0.90	0.297	0.360	0.178	0.12
69	5.75	0.60	0.198	0.360	0.119	0.08
70	5.83	0.50	0.165	0.360	0.099	0.07
71	5.92	0.30	0.099	0.360	0.059	0.04
72	6.00	0.20	0.066	0.360	0.040	0.03
Sum =		100.0			Sum =	15.8

```
   Flood volume = Effective rainfall      1.32(In)
    times area      10.3(Ac.)/[(In)/(Ft.)] =       1.1(Ac.Ft)
   Total soil loss =      1.43(In)
   Total soil loss =     1.231(Ac.Ft)
   Total rainfall =      2.75(In)
   Flood volume =       49311.1 Cubic Feet
   Total soil loss =       53604.8 Cubic Feet
   --------------------------------------------------------------------
    Peak flow rate of this hydrograph =     13.590(CFS)
   --------------------------------------------------------------------
   ++++++++++++++++++++++++++++++++++++++++++++++++++++++++++++++++++++
                        6 - H O U R    S T O R M
                    R u n o f f      H y d r o g r a p h
   --------------------------------------------------------------------
                Hydrograph in   5   Minute intervals ((CFS))

   --------------------------------------------------------------------
Time(h+m) Volume Ac.Ft   Q(CFS)  0        5.0      10.0      15.0      20.0
-----------------------------------------------------------------------
  0+ 5       0.0022      0.31  Q         |         |         |         |
  0+10       0.0068      0.68  VQ        |         |         |         |
  0+15       0.0123      0.79  VQ        |         |         |         |
  0+20       0.0179      0.82  VQ        |         |         |         |
  0+25       0.0236      0.82  VQ        |         |         |         |
  0+30       0.0297      0.89  |Q        |         |         |         |
  0+35       0.0362      0.95  |Q        |         |         |         |
  0+40       0.0428      0.96  |Q        |         |         |         |
  0+45       0.0494      0.96  |Q        |         |         |         |
  0+50       0.0561      0.96  |Q        |         |         |         |
  0+55       0.0627      0.96  |QV       |         |         |         |
  1+ 0       0.0697      1.02  | Q       |         |         |         |
  1+ 5       0.0772      1.08  | Q       |         |         |         |
  1+10       0.0847      1.09  | Q       |         |         |         |
```

```
   1+15       0.0923      1.10  | QV      |         |         |         |
   1+20       0.0998      1.10  | QV      |         |         |         |
   1+25       0.1074      1.10  | QV      |         |         |         |
   1+30       0.1150      1.10  | Q V     |         |         |         |
   1+35       0.1225      1.10  | Q V     |         |         |         |
   1+40       0.1301      1.10  | Q V     |         |         |         |
   1+45       0.1376      1.10  | Q V     |         |         |         |
   1+50       0.1452      1.10  | Q  V    |         |         |         |
   1+55       0.1528      1.10  | Q  V    |         |         |         |
   2+ 0       0.1608      1.16  | Q  V    |         |         |         |
   2+ 5       0.1687      1.16  | Q  V    |         |         |         |
   2+10       0.1768      1.17  | Q   V   |         |         |         |
   2+15       0.1852      1.22  | Q   V   |         |         |         |
   2+20       0.1937      1.23  | Q   V   |         |         |         |
   2+25       0.2022      1.23  | Q    V  |         |         |         |
   2+30       0.2107      1.23  | Q    V  |         |         |         |
   2+35       0.2192      1.23  | Q    V  |         |         |         |
   2+40       0.2277      1.23  | Q     V |         |         |         |
   2+45       0.2367      1.30  | Q     V |         |         |         |
   2+50       0.2460      1.36  | Q     V |         |         |         |
   2+55       0.2555      1.37  | Q      V|         |         |         |
   3+ 0       0.2649      1.37  | Q      V|         |         |         |
   3+ 5       0.2744      1.37  | Q      V|         |         |         |
   3+10       0.2796      0.76  |Q       V|         |         |         |
   3+15       0.2807      0.16  Q        V|         |         |         |
   3+20       0.2811      0.06  Q        V|         |         |         |
   3+25       0.2824      0.18  Q        V|         |         |         |
   3+30       0.2858      0.49  Q         V         |         |         |
   3+35       0.2915      0.83  |Q        V         |         |         |
   3+40       0.2984      1.01  | Q       V         |         |         |
   3+45       0.3067      1.20  | Q       V         |         |         |
   3+50       0.3161      1.36  | Q       |V        |         |         |
   3+55       0.3268      1.55  |  Q      |V        |         |         |
   4+ 0       0.3385      1.71  |  Q      |V        |         |         |
   4+ 5       0.3516      1.89  |  Q      | V       |         |         |
   4+10       0.3668      2.21  |   Q     | V       |         |         |
   4+15       0.3843      2.54  |    Q    |  V      |         |         |
   4+20       0.4041      2.88  |    Q    |   V     |         |         |
   4+25       0.4264      3.23  |     Q   |    V    |         |         |
   4+30       0.4499      3.41  |     Q   |    V    |         |         |
   4+35       0.4747      3.61  |      Q  |     V   |         |         |
   4+40       0.5017      3.92  |      Q  |      V  |         |         |
   4+45       0.5310      4.26  |       Q |       V |         |         |
   4+50       0.5616      4.44  |       Q |        V|         |         |
   4+55       0.5936      4.64  |        Q|         V         |         |
   5+ 0       0.6277      4.95  |        Q|         | V       |         |
   5+ 5       0.6684      5.91  |         |Q        |  V      |         |
   5+10       0.7200      7.49  |         |   Q     |    V    |         |
   5+15       0.7810      8.86  |         |      Q  |      V  |         |
   5+20       0.8496      9.96  |         |        Q|         V         |
   5+25       0.9275     11.32  |         |         | Q       | V       |
   5+30       1.0211     13.59  |         |         |      Q  |     V   |
   5+35       1.0851      9.30  |         |       Q |         |       V |
   5+40       1.1078      3.28  |     Q   |         |         |        V|
   5+45       1.1182      1.51  |  Q      |         |         |        V|
   5+50       1.1240      0.84  |Q        |         |         |        V|
   5+55       1.1280      0.58  |Q        |         |         |        V|
   6+ 0       1.1306      0.38  Q         |         |         |        V|
   6+ 5       1.1318      0.17  Q         |         |         |        V|
   6+10       1.1320      0.03  Q         |         |         |        V|
   6+15       1.1320      0.01  Q         |         |         |        V|
-----------------------------------------------------------------------
```

```
          U n i t   H y d r o g r a p h   A n a l y s i s

          Copyright (c) CIVILCADD/CIVILDESIGN, 1989 - 2004, Version 7.0
                    Study date  03/28/20 File: b24100.out


++++++++++++++++++++++++++++++++++++++++++++++++++++++++++++++++++++++++
------------------------------------------------------------------------

Riverside County Synthetic Unit Hydrology Method
RCFC & WCD Manual date - April 1978


Program License Serial Number 4027

-------------------------------------------------------------------
 English (in-lb) Input Units Used
 English Rainfall Data (Inches) Input Values Used

 English Units used in output format



-------------------------------------------------------------------
Basin "BB"



-----------------------------------------------------------------
Drainage Area =      10.31(Ac.)  =      0.016 Sq. Mi.
Drainage Area for Depth-Area Areal Adjustment =      10.31(Ac.)  =      0.016 Sq. Mi.
Length along longest watercourse =     950.00(Ft.)
Length along longest watercourse measured to centroid =     640.00(Ft.)
Length along longest watercourse =      0.180 Mi.
Length along longest watercourse measured to centroid =      0.121 Mi.
Difference in elevation =      12.30(Ft.)
Slope along watercourse =     68.3621 Ft./Mi.
Average Manning's 'N' = 0.015
Lag time =    0.038 Hr.
Lag time =     2.26 Min.
25% of lag time =     0.57 Min.
40% of lag time =     0.90 Min.
Unit time =     5.00 Min.
Duration of storm = 24 Hour(s)
User Entered Base Flow =     0.00(CFS)

2 YEAR Area rainfall data:


Area(Ac.)[1]       Rainfall(In)[2]      Weighting[1*2]
       10.31                1.16                          11.96

100 YEAR Area rainfall data:


Area(Ac.)[1]       Rainfall(In)[2]      Weighting[1*2]
       10.31                4.45                          45.88

STORM EVENT (YEAR) =  100.00
Area Averaged 2-Year Rainfall =    1.160(In)
Area Averaged 100-Year Rainfall =    4.450(In)

Point rain (area averaged) =    4.450(In)
Areal adjustment factor =  100.00 %
Adjusted average point rain =    4.450(In)

Sub-Area Data:
Area(Ac.)         Runoff Index   Impervious %
     0.980           33.00         0.150
     0.140           58.00         0.150
     9.050           32.00         0.400
     0.140           56.00         0.400
 Total Area Entered =     10.31(Ac.)


RI    RI   Infil. Rate Impervious   Adj. Infil. Rate  Area%     F
AMC2 AMC-3     (In/Hr)    (Dec.%)     (In/Hr)      (Dec.)    (In/Hr)
33.0  53.0      0.541     0.150        0.468       0.095      0.045
58.0  76.4      0.286     0.150        0.248       0.014      0.003
32.0  52.0      0.552     0.400        0.353       0.878      0.310
56.0  74.8      0.305     0.400        0.195       0.014      0.003
                                                Sum (F) =   0.360
Area averaged mean soil loss (F) (In/Hr) =  0.360
Minimum soil loss rate ((In/Hr)) =  0.180
(for 24 hour storm duration)
Soil low loss rate (decimal) =   0.600
-------------------------------------------------------------------

                    U n i t  H y d r o g r a p h
                              DESERT S-Curve
-----------------------------------------------------------------
                    Unit Hydrograph Data
-------------------------------------------------------------------
Unit time period   Time % of lag   Distribution   Unit Hydrograph
```

	(hrs)		Graph %	(CFS)
1	0.083	221.029	45.770	4.756
2	0.167	442.058	44.054	4.577
3	0.250	663.088	7.748	0.805
4	0.333	884.117	2.429	0.252
			Sum = 100.000	Sum= 10.391

Unit	Time (Hr.)	Pattern Percent	Storm Rain (In/Hr)	Loss rate(In./Hr) Max	Low	Effective (In/Hr)
1	0.08	0.07	0.036	0.639	0.021	0.01
2	0.17	0.07	0.036	0.636	0.021	0.01
3	0.25	0.07	0.036	0.634	0.021	0.01
4	0.33	0.10	0.053	0.632	0.032	0.02
5	0.42	0.10	0.053	0.629	0.032	0.02
6	0.50	0.10	0.053	0.627	0.032	0.02
7	0.58	0.10	0.053	0.624	0.032	0.02
8	0.67	0.10	0.053	0.622	0.032	0.02
9	0.75	0.10	0.053	0.619	0.032	0.02
10	0.83	0.13	0.071	0.617	0.043	0.03
11	0.92	0.13	0.071	0.614	0.043	0.03
12	1.00	0.13	0.071	0.612	0.043	0.03
13	1.08	0.10	0.053	0.610	0.032	0.02
14	1.17	0.10	0.053	0.607	0.032	0.02
15	1.25	0.10	0.053	0.605	0.032	0.02
16	1.33	0.10	0.053	0.602	0.032	0.02
17	1.42	0.10	0.053	0.600	0.032	0.02
18	1.50	0.10	0.053	0.598	0.032	0.02
19	1.58	0.10	0.053	0.595	0.032	0.02
20	1.67	0.10	0.053	0.593	0.032	0.02
21	1.75	0.10	0.053	0.590	0.032	0.02
22	1.83	0.13	0.071	0.588	0.043	0.03
23	1.92	0.13	0.071	0.586	0.043	0.03
24	2.00	0.13	0.071	0.583	0.043	0.03
25	2.08	0.13	0.071	0.581	0.043	0.03
26	2.17	0.13	0.071	0.579	0.043	0.03
27	2.25	0.13	0.071	0.576	0.043	0.03
28	2.33	0.13	0.071	0.574	0.043	0.03
29	2.42	0.13	0.071	0.572	0.043	0.03
30	2.50	0.13	0.071	0.569	0.043	0.03
31	2.58	0.17	0.089	0.567	0.053	0.04
32	2.67	0.17	0.089	0.565	0.053	0.04
33	2.75	0.17	0.089	0.562	0.053	0.04
34	2.83	0.17	0.089	0.560	0.053	0.04
35	2.92	0.17	0.089	0.558	0.053	0.04
36	3.00	0.17	0.089	0.555	0.053	0.04
37	3.08	0.17	0.089	0.553	0.053	0.04
38	3.17	0.17	0.089	0.551	0.053	0.04
39	3.25	0.17	0.089	0.548	0.053	0.04
40	3.33	0.17	0.089	0.546	0.053	0.04
41	3.42	0.17	0.089	0.544	0.053	0.04
42	3.50	0.17	0.089	0.542	0.053	0.04
43	3.58	0.17	0.089	0.539	0.053	0.04
44	3.67	0.17	0.089	0.537	0.053	0.04
45	3.75	0.17	0.089	0.535	0.053	0.04
46	3.83	0.20	0.107	0.533	0.064	0.04
47	3.92	0.20	0.107	0.530	0.064	0.04
48	4.00	0.20	0.107	0.528	0.064	0.04
49	4.08	0.20	0.107	0.526	0.064	0.04
50	4.17	0.20	0.107	0.524	0.064	0.04
51	4.25	0.20	0.107	0.521	0.064	0.04
52	4.33	0.23	0.125	0.519	0.075	0.05
53	4.42	0.23	0.125	0.517	0.075	0.05
54	4.50	0.23	0.125	0.515	0.075	0.05
55	4.58	0.23	0.125	0.512	0.075	0.05
56	4.67	0.23	0.125	0.510	0.075	0.05
57	4.75	0.23	0.125	0.508	0.075	0.05
58	4.83	0.27	0.142	0.506	0.085	0.06
59	4.92	0.27	0.142	0.504	0.085	0.06
60	5.00	0.27	0.142	0.502	0.085	0.06
61	5.08	0.20	0.107	0.499	0.064	0.04
62	5.17	0.20	0.107	0.497	0.064	0.04
63	5.25	0.20	0.107	0.495	0.064	0.04
64	5.33	0.23	0.125	0.493	0.075	0.05
65	5.42	0.23	0.125	0.491	0.075	0.05
66	5.50	0.23	0.125	0.489	0.075	0.05
67	5.58	0.27	0.142	0.486	0.085	0.06
68	5.67	0.27	0.142	0.484	0.085	0.06
69	5.75	0.27	0.142	0.482	0.085	0.06
70	5.83	0.27	0.142	0.480	0.085	0.06
71	5.92	0.27	0.142	0.478	0.085	0.06
72	6.00	0.27	0.142	0.476	0.085	0.06
73	6.08	0.30	0.160	0.474	0.096	0.06
74	6.17	0.30	0.160	0.472	0.096	0.06
75	6.25	0.30	0.160	0.469	0.096	0.06
76	6.33	0.30	0.160	0.467	0.096	0.06
77	6.42	0.30	0.160	0.465	0.096	0.06
78	6.50	0.30	0.160	0.463	0.096	0.06
79	6.58	0.33	0.178	0.461	0.107	0.07
80	6.67	0.33	0.178	0.459	0.107	0.07
81	6.75	0.33	0.178	0.457	0.107	0.07
82	6.83	0.33	0.178	0.455	0.107	0.07
83	6.92	0.33	0.178	0.453	0.107	0.07

84	7.00	0.33	0.178	0.451	0.107	0.07
85	7.08	0.33	0.178	0.449	0.107	0.07
86	7.17	0.33	0.178	0.447	0.107	0.07
87	7.25	0.33	0.178	0.445	0.107	0.07
88	7.33	0.37	0.196	0.443	0.117	0.08
89	7.42	0.37	0.196	0.441	0.117	0.08
90	7.50	0.37	0.196	0.439	0.117	0.08
91	7.58	0.40	0.214	0.437	0.128	0.09
92	7.67	0.40	0.214	0.435	0.128	0.09
93	7.75	0.40	0.214	0.433	0.128	0.09
94	7.83	0.43	0.231	0.431	0.139	0.09
95	7.92	0.43	0.231	0.429	0.139	0.09
96	8.00	0.43	0.231	0.427	0.139	0.09
97	8.08	0.50	0.267	0.425	0.160	0.11
98	8.17	0.50	0.267	0.423	0.160	0.11
99	8.25	0.50	0.267	0.421	0.160	0.11
100	8.33	0.50	0.267	0.419	0.160	0.11
101	8.42	0.50	0.267	0.417	0.160	0.11
102	8.50	0.50	0.267	0.415	0.160	0.11
103	8.58	0.53	0.285	0.413	0.171	0.11
104	8.67	0.53	0.285	0.411	0.171	0.11
105	8.75	0.53	0.285	0.409	0.171	0.11
106	8.83	0.57	0.303	0.407	0.182	0.12
107	8.92	0.57	0.303	0.405	0.182	0.12
108	9.00	0.57	0.303	0.403	0.182	0.12
109	9.08	0.63	0.338	0.401	0.203	0.14
110	9.17	0.63	0.338	0.399	0.203	0.14
111	9.25	0.63	0.338	0.397	0.203	0.14
112	9.33	0.67	0.356	0.396	0.214	0.14
113	9.42	0.67	0.356	0.394	0.214	0.14
114	9.50	0.67	0.356	0.392	0.214	0.14
115	9.58	0.70	0.374	0.390	0.224	0.15
116	9.67	0.70	0.374	0.388	0.224	0.15
117	9.75	0.70	0.374	0.386	0.224	0.15
118	9.83	0.73	0.392	0.384	---	0.01
119	9.92	0.73	0.392	0.382	---	0.01
120	10.00	0.73	0.392	0.381	---	0.01
121	10.08	0.50	0.267	0.379	0.160	0.11
122	10.17	0.50	0.267	0.377	0.160	0.11
123	10.25	0.50	0.267	0.375	0.160	0.11
124	10.33	0.50	0.267	0.373	0.160	0.11
125	10.42	0.50	0.267	0.371	0.160	0.11
126	10.50	0.50	0.267	0.370	0.160	0.11
127	10.58	0.67	0.356	0.368	0.214	0.14
128	10.67	0.67	0.356	0.366	0.214	0.14
129	10.75	0.67	0.356	0.364	0.214	0.14
130	10.83	0.67	0.356	0.362	0.214	0.14
131	10.92	0.67	0.356	0.361	0.214	0.14
132	11.00	0.67	0.356	0.359	0.214	0.14
133	11.08	0.63	0.338	0.357	0.203	0.14
134	11.17	0.63	0.338	0.355	0.203	0.14
135	11.25	0.63	0.338	0.354	0.203	0.14
136	11.33	0.63	0.338	0.352	0.203	0.14
137	11.42	0.63	0.338	0.350	0.203	0.14
138	11.50	0.63	0.338	0.348	0.203	0.14
139	11.58	0.57	0.303	0.347	0.182	0.12
140	11.67	0.57	0.303	0.345	0.182	0.12
141	11.75	0.57	0.303	0.343	0.182	0.12
142	11.83	0.60	0.320	0.342	0.192	0.13
143	11.92	0.60	0.320	0.340	0.192	0.13
144	12.00	0.60	0.320	0.338	0.192	0.13
145	12.08	0.83	0.445	0.336	---	0.11
146	12.17	0.83	0.445	0.335	---	0.11
147	12.25	0.83	0.445	0.333	---	0.11
148	12.33	0.87	0.463	0.331	---	0.13
149	12.42	0.87	0.463	0.330	---	0.13
150	12.50	0.87	0.463	0.328	---	0.13
151	12.58	0.93	0.498	0.326	---	0.17
152	12.67	0.93	0.498	0.325	---	0.17
153	12.75	0.93	0.498	0.323	---	0.18
154	12.83	0.97	0.516	0.322	---	0.19
155	12.92	0.97	0.516	0.320	---	0.20
156	13.00	0.97	0.516	0.318	---	0.20
157	13.08	1.13	0.605	0.317	---	0.29
158	13.17	1.13	0.605	0.315	---	0.29
159	13.25	1.13	0.605	0.313	---	0.29
160	13.33	1.13	0.605	0.312	---	0.29
161	13.42	1.13	0.605	0.310	---	0.29
162	13.50	1.13	0.605	0.309	---	0.30
163	13.58	0.77	0.409	0.307	---	0.10
164	13.67	0.77	0.409	0.306	---	0.10
165	13.75	0.77	0.409	0.304	---	0.11
166	13.83	0.77	0.409	0.302	---	0.11
167	13.92	0.77	0.409	0.301	---	0.11
168	14.00	0.77	0.409	0.299	---	0.11
169	14.08	0.90	0.481	0.298	---	0.18
170	14.17	0.90	0.481	0.296	---	0.18
171	14.25	0.90	0.481	0.295	---	0.19
172	14.33	0.87	0.463	0.293	---	0.17
173	14.42	0.87	0.463	0.292	---	0.17
174	14.50	0.87	0.463	0.290	---	0.17
175	14.58	0.87	0.463	0.289	---	0.17
176	14.67	0.87	0.463	0.287	---	0.18
177	14.75	0.87	0.463	0.286	---	0.18
178	14.83	0.83	0.445	0.284	---	0.16

179	14.92	0.83	0.445	0.283	---	0.16
180	15.00	0.83	0.445	0.281	---	0.16
181	15.08	0.80	0.427	0.280	---	0.15
182	15.17	0.80	0.427	0.279	---	0.15
183	15.25	0.80	0.427	0.277	---	0.15
184	15.33	0.77	0.409	0.276	---	0.13
185	15.42	0.77	0.409	0.274	---	0.14
186	15.50	0.77	0.409	0.273	---	0.14
187	15.58	0.63	0.338	0.272	---	0.07
188	15.67	0.63	0.338	0.270	---	0.07
189	15.75	0.63	0.338	0.269	---	0.07
190	15.83	0.63	0.338	0.267	---	0.07
191	15.92	0.63	0.338	0.266	---	0.07
192	16.00	0.63	0.338	0.265	---	0.07
193	16.08	0.13	0.071	0.263	0.043	0.03
194	16.17	0.13	0.071	0.262	0.043	0.03
195	16.25	0.13	0.071	0.261	0.043	0.03
196	16.33	0.13	0.071	0.259	0.043	0.03
197	16.42	0.13	0.071	0.258	0.043	0.03
198	16.50	0.13	0.071	0.257	0.043	0.03
199	16.58	0.10	0.053	0.255	0.032	0.02
200	16.67	0.10	0.053	0.254	0.032	0.02
201	16.75	0.10	0.053	0.253	0.032	0.02
202	16.83	0.10	0.053	0.251	0.032	0.02
203	16.92	0.10	0.053	0.250	0.032	0.02
204	17.00	0.10	0.053	0.249	0.032	0.02
205	17.08	0.17	0.089	0.248	0.053	0.04
206	17.17	0.17	0.089	0.246	0.053	0.04
207	17.25	0.17	0.089	0.245	0.053	0.04
208	17.33	0.17	0.089	0.244	0.053	0.04
209	17.42	0.17	0.089	0.243	0.053	0.04
210	17.50	0.17	0.089	0.242	0.053	0.04
211	17.58	0.17	0.089	0.240	0.053	0.04
212	17.67	0.17	0.089	0.239	0.053	0.04
213	17.75	0.17	0.089	0.238	0.053	0.04
214	17.83	0.13	0.071	0.237	0.043	0.03
215	17.92	0.13	0.071	0.236	0.043	0.03
216	18.00	0.13	0.071	0.234	0.043	0.03
217	18.08	0.13	0.071	0.233	0.043	0.03
218	18.17	0.13	0.071	0.232	0.043	0.03
219	18.25	0.13	0.071	0.231	0.043	0.03
220	18.33	0.13	0.071	0.230	0.043	0.03
221	18.42	0.13	0.071	0.229	0.043	0.03
222	18.50	0.13	0.071	0.228	0.043	0.03
223	18.58	0.10	0.053	0.227	0.032	0.02
224	18.67	0.10	0.053	0.225	0.032	0.02
225	18.75	0.10	0.053	0.224	0.032	0.02
226	18.83	0.07	0.036	0.223	0.021	0.01
227	18.92	0.07	0.036	0.222	0.021	0.01
228	19.00	0.07	0.036	0.221	0.021	0.01
229	19.08	0.10	0.053	0.220	0.032	0.02
230	19.17	0.10	0.053	0.219	0.032	0.02
231	19.25	0.10	0.053	0.218	0.032	0.02
232	19.33	0.13	0.071	0.217	0.043	0.03
233	19.42	0.13	0.071	0.216	0.043	0.03
234	19.50	0.13	0.071	0.215	0.043	0.03
235	19.58	0.10	0.053	0.214	0.032	0.02
236	19.67	0.10	0.053	0.213	0.032	0.02
237	19.75	0.10	0.053	0.212	0.032	0.02
238	19.83	0.07	0.036	0.211	0.021	0.01
239	19.92	0.07	0.036	0.210	0.021	0.01
240	20.00	0.07	0.036	0.209	0.021	0.01
241	20.08	0.10	0.053	0.208	0.032	0.02
242	20.17	0.10	0.053	0.207	0.032	0.02
243	20.25	0.10	0.053	0.207	0.032	0.02
244	20.33	0.10	0.053	0.206	0.032	0.02
245	20.42	0.10	0.053	0.205	0.032	0.02
246	20.50	0.10	0.053	0.204	0.032	0.02
247	20.58	0.10	0.053	0.203	0.032	0.02
248	20.67	0.10	0.053	0.202	0.032	0.02
249	20.75	0.10	0.053	0.201	0.032	0.02
250	20.83	0.07	0.036	0.201	0.021	0.01
251	20.92	0.07	0.036	0.200	0.021	0.01
252	21.00	0.07	0.036	0.199	0.021	0.01
253	21.08	0.10	0.053	0.198	0.032	0.02
254	21.17	0.10	0.053	0.197	0.032	0.02
255	21.25	0.10	0.053	0.197	0.032	0.02
256	21.33	0.07	0.036	0.196	0.021	0.01
257	21.42	0.07	0.036	0.195	0.021	0.01
258	21.50	0.07	0.036	0.194	0.021	0.01
259	21.58	0.10	0.053	0.194	0.032	0.02
260	21.67	0.10	0.053	0.193	0.032	0.02
261	21.75	0.10	0.053	0.192	0.032	0.02
262	21.83	0.07	0.036	0.192	0.021	0.01
263	21.92	0.07	0.036	0.191	0.021	0.01
264	22.00	0.07	0.036	0.190	0.021	0.01
265	22.08	0.10	0.053	0.190	0.032	0.02
266	22.17	0.10	0.053	0.189	0.032	0.02
267	22.25	0.10	0.053	0.188	0.032	0.02
268	22.33	0.07	0.036	0.188	0.021	0.01
269	22.42	0.07	0.036	0.187	0.021	0.01
270	22.50	0.07	0.036	0.187	0.021	0.01
271	22.58	0.07	0.036	0.186	0.021	0.01
272	22.67	0.07	0.036	0.186	0.021	0.01
273	22.75	0.07	0.036	0.185	0.021	0.01

274	22.83	0.07	0.036	0.185	0.021	0.01
275	22.92	0.07	0.036	0.184	0.021	0.01
276	23.00	0.07	0.036	0.184	0.021	0.01
277	23.08	0.07	0.036	0.183	0.021	0.01
278	23.17	0.07	0.036	0.183	0.021	0.01
279	23.25	0.07	0.036	0.183	0.021	0.01
280	23.33	0.07	0.036	0.182	0.021	0.01
281	23.42	0.07	0.036	0.182	0.021	0.01
282	23.50	0.07	0.036	0.181	0.021	0.01
283	23.58	0.07	0.036	0.181	0.021	0.01
284	23.67	0.07	0.036	0.181	0.021	0.01
285	23.75	0.07	0.036	0.181	0.021	0.01
286	23.83	0.07	0.036	0.181	0.021	0.01
287	23.92	0.07	0.036	0.180	0.021	0.01
288	24.00	0.07	0.036	0.180	0.021	0.01
Sum =		100.0			Sum =	19.7

```
Flood volume = Effective rainfall      1.64(In)
 times area      10.3(Ac.)/[(In)/(Ft.)] =       1.4(Ac.Ft)
Total soil loss =      2.81(In)
Total soil loss =     2.411(Ac.Ft)
Total rainfall =      4.45(In)
Flood volume =       61500.6 Cubic Feet
Total soil loss =      105038.6 Cubic Feet
--------------------------------------------------------------------
 Peak flow rate of this hydrograph =      3.071(CFS)
--------------------------------------------------------------------
++++++++++++++++++++++++++++++++++++++++++++++++++++++++++++++++++++
                    24 - H O U R    S T O R M
               R u n o f f      H y d r o g r a p h
--------------------------------------------------------------------
            Hydrograph in   5   Minute intervals ((CFS))

--------------------------------------------------------------------
Time(h+m) Volume Ac.Ft   Q(CFS)  0        2.5       5.0       7.5      10.0
--------------------------------------------------------------------
  0+ 5       0.0005      0.07  Q         |         |         |         |
  0+10       0.0014      0.13  Q         |         |         |         |
  0+15       0.0024      0.14  Q         |         |         |         |
  0+20       0.0036      0.18  Q         |         |         |         |
  0+25       0.0051      0.21  Q         |         |         |         |
  0+30       0.0066      0.22  Q         |         |         |         |
  0+35       0.0082      0.22  Q         |         |         |         |
  0+40       0.0097      0.22  Q         |         |         |         |
  0+45       0.0112      0.22  Q         |         |         |         |
  0+50       0.0130      0.26  VQ        |         |         |         |
  0+55       0.0150      0.29  VQ        |         |         |         |
  1+ 0       0.0170      0.29  VQ        |         |         |         |
  1+ 5       0.0188      0.26  VQ        |         |         |         |
  1+10       0.0204      0.23  Q         |         |         |         |
  1+15       0.0219      0.22  Q         |         |         |         |
  1+20       0.0234      0.22  Q         |         |         |         |
  1+25       0.0250      0.22  Q         |         |         |         |
  1+30       0.0265      0.22  Q         |         |         |         |
  1+35       0.0280      0.22  Q         |         |         |         |
  1+40       0.0296      0.22  Q         |         |         |         |
  1+45       0.0311      0.22  Q         |         |         |         |
  1+50       0.0329      0.26  VQ        |         |         |         |
  1+55       0.0348      0.29  VQ        |         |         |         |
  2+ 0       0.0369      0.29  |Q        |         |         |         |
  2+ 5       0.0389      0.30  |Q        |         |         |         |
  2+10       0.0409      0.30  |Q        |         |         |         |
  2+15       0.0430      0.30  |Q        |         |         |         |
  2+20       0.0450      0.30  |Q        |         |         |         |
  2+25       0.0471      0.30  |Q        |         |         |         |
  2+30       0.0491      0.30  |Q        |         |         |         |
  2+35       0.0514      0.33  |Q        |         |         |         |
  2+40       0.0539      0.36  |Q        |         |         |         |
  2+45       0.0564      0.37  |Q        |         |         |         |
  2+50       0.0590      0.37  |Q        |         |         |         |
  2+55       0.0615      0.37  |Q        |         |         |         |
  3+ 0       0.0641      0.37  |Q        |         |         |         |
  3+ 5       0.0666      0.37  |Q        |         |         |         |
  3+10       0.0692      0.37  |Q        |         |         |         |
  3+15       0.0717      0.37  |QV       |         |         |         |
  3+20       0.0743      0.37  |QV       |         |         |         |
  3+25       0.0768      0.37  |QV       |         |         |         |
  3+30       0.0793      0.37  |QV       |         |         |         |
  3+35       0.0819      0.37  |QV       |         |         |         |
  3+40       0.0844      0.37  |QV       |         |         |         |
  3+45       0.0870      0.37  |QV       |         |         |         |
  3+50       0.0898      0.40  |QV       |         |         |         |
  3+55       0.0928      0.44  |QV       |         |         |         |
  4+ 0       0.0958      0.44  |QV       |         |         |         |
  4+ 5       0.0989      0.44  |QV       |         |         |         |
  4+10       0.1019      0.44  |QV       |         |         |         |
  4+15       0.1050      0.44  |QV       |         |         |         |
  4+20       0.1083      0.48  |Q V      |         |         |         |
  4+25       0.1118      0.51  | QV      |         |         |         |
  4+30       0.1154      0.52  | QV      |         |         |         |
  4+35       0.1189      0.52  | QV      |         |         |         |
  4+40       0.1225      0.52  | QV      |         |         |         |
  4+45       0.1261      0.52  | QV      |         |         |         |
  4+50       0.1299      0.55  | QV      |         |         |         |
  4+55       0.1339      0.58  | QV      |         |         |         |
  5+ 0       0.1380      0.59  | QV      |         |         |         |
```

```
 5+ 5       0.1416      0.52  | Q V     |         |         |         |
 5+10       0.1447      0.46  |Q  V     |         |         |         |
 5+15       0.1478      0.45  |Q  V     |         |         |         |
 5+20       0.1511      0.48  |Q  V     |         |         |         |
 5+25       0.1546      0.51  | Q V     |         |         |         |
 5+30       0.1582      0.52  | Q V     |         |         |         |
 5+35       0.1620      0.55  | Q V     |         |         |         |
 5+40       0.1660      0.58  | Q V     |         |         |         |
 5+45       0.1701      0.59  | Q V     |         |         |         |
 5+50       0.1742      0.59  | Q V     |         |         |         |
 5+55       0.1782      0.59  | Q  V    |         |         |         |
 6+ 0       0.1823      0.59  | Q  V    |         |         |         |
 6+ 5       0.1866      0.63  | Q  V    |         |         |         |
 6+10       0.1912      0.66  | Q  V    |         |         |         |
 6+15       0.1957      0.66  | Q  V    |         |         |         |
 6+20       0.2003      0.67  | Q  V    |         |         |         |
 6+25       0.2049      0.67  | Q  V    |         |         |         |
 6+30       0.2095      0.67  | Q  V    |         |         |         |
 6+35       0.2143      0.70  | Q   V   |         |         |         |
 6+40       0.2194      0.73  | Q   V   |         |         |         |
 6+45       0.2245      0.74  | Q   V   |         |         |         |
 6+50       0.2296      0.74  | Q   V   |         |         |         |
 6+55       0.2347      0.74  | Q   V   |         |         |         |
 7+ 0       0.2397      0.74  | Q   V   |         |         |         |
 7+ 5       0.2448      0.74  | Q   V   |         |         |         |
 7+10       0.2499      0.74  | Q    V  |         |         |         |
 7+15       0.2550      0.74  | Q    V  |         |         |         |
 7+20       0.2604      0.77  |  Q   V  |         |         |         |
 7+25       0.2659      0.81  |  Q   V  |         |         |         |
 7+30       0.2715      0.81  |  Q   V  |         |         |         |
 7+35       0.2774      0.85  |  Q   V  |         |         |         |
 7+40       0.2834      0.88  |  Q    V |         |         |         |
 7+45       0.2895      0.89  |  Q    V |         |         |         |
 7+50       0.2959      0.92  |  Q    V |         |         |         |
 7+55       0.3025      0.95  |  Q    V |         |         |         |
 8+ 0       0.3091      0.96  |  Q    V |         |         |         |
 8+ 5       0.3162      1.03  |   Q   V |         |         |         |
 8+10       0.3237      1.10  |   Q    V|         |         |         |
 8+15       0.3313      1.11  |   Q    V|         |         |         |
 8+20       0.3390      1.11  |   Q    V|         |         |         |
 8+25       0.3466      1.11  |   Q    V|         |         |         |
 8+30       0.3543      1.11  |   Q     V         |         |         |
 8+35       0.3622      1.14  |   Q     V         |         |         |
 8+40       0.3703      1.18  |   Q     V         |         |         |
 8+45       0.3784      1.18  |   Q     V         |         |         |
 8+50       0.3868      1.22  |   Q     V         |         |         |
 8+55       0.3954      1.25  |    Q    |V        |         |         |
 9+ 0       0.4041      1.26  |    Q    |V        |         |         |
 9+ 5       0.4132      1.33  |    Q    |V        |         |         |
 9+10       0.4228      1.39  |    Q    |V        |         |         |
 9+15       0.4324      1.40  |    Q    | V       |         |         |
 9+20       0.4424      1.44  |    Q    | V       |         |         |
 9+25       0.4525      1.47  |    Q    | V       |         |         |
 9+30       0.4627      1.48  |    Q    |  V      |         |         |
 9+35       0.4731      1.51  |     Q   |  V      |         |         |
 9+40       0.4838      1.55  |     Q   |  V      |         |         |
 9+45       0.4945      1.55  |     Q   |   V     |         |         |
 9+50       0.5005      0.88  |  Q      |   V     |         |         |
 9+55       0.5021      0.24 Q          |   V     |         |         |
10+ 0       0.5031      0.14 Q          |   V     |         |         |
10+ 5       0.5070      0.57  | Q       |   V     |         |         |
10+10       0.5139      1.01  |   Q     |   V     |         |         |
10+15       0.5214      1.09  |   Q     |   V     |         |         |
10+20       0.5290      1.11  |   Q     |   V     |         |         |
10+25       0.5367      1.11  |   Q     |    V    |         |         |
10+30       0.5443      1.11  |   Q     |    V    |         |         |
10+35       0.5532      1.28  |    Q    |    V    |         |         |
10+40       0.5631      1.44  |    Q    |    V    |         |         |
10+45       0.5732      1.47  |    Q    |     V   |         |         |
10+50       0.5834      1.48  |    Q    |     V   |         |         |
10+55       0.5936      1.48  |    Q    |     V   |         |         |
11+ 0       0.6038      1.48  |    Q    |      V  |         |         |
11+ 5       0.6138      1.45  |    Q    |      V  |         |         |
11+10       0.6235      1.41  |    Q    |      V  |         |         |
11+15       0.6332      1.41  |    Q    |      V  |         |         |
11+20       0.6429      1.41  |    Q    |       V |         |         |
11+25       0.6526      1.41  |    Q    |       V |         |         |
11+30       0.6623      1.41  |    Q    |       V |         |         |
11+35       0.6715      1.34  |    Q    |        V|         |         |
11+40       0.6802      1.27  |    Q    |        V|         |         |
11+45       0.6889      1.26  |    Q    |        V|         |         |
11+50       0.6978      1.29  |    Q    |        V|         |         |
11+55       0.7070      1.32  |    Q    |         V         |         |
12+ 0       0.7161      1.33  |    Q    |         V         |         |
12+ 5       0.7247      1.24  |   Q     |         V         |         |
12+10       0.7326      1.16  |   Q     |         V         |         |
12+15       0.7406      1.16  |   Q     |         V         |         |
12+20       0.7492      1.25  |    Q    |         |V        |         |
12+25       0.7586      1.35  |    Q    |         |V        |         |
12+30       0.7681      1.38  |    Q    |         |V        |         |
12+35       0.7789      1.58  |     Q   |         | V       |         |
12+40       0.7910      1.76  |      Q  |         | V       |         |
12+45       0.8034      1.80  |      Q  |         | V       |         |
12+50       0.8166      1.91  |      Q  |         |  V      |         |
12+55       0.8304      2.01  |       Q |         |  V      |         |
```

```
13+ 0       0.8445      2.04  |       Q |         |  V      |         |
13+ 5       0.8616      2.49  |        Q|         |   V     |         |
13+10       0.8817      2.91  |         |Q        |   V     |         |
13+15       0.9023      3.00  |         |Q        |    V    |         |
13+20       0.9233      3.04  |         | Q       |     V   |         |
13+25       0.9443      3.05  |         | Q       |     V   |         |
13+30       0.9655      3.07  |         | Q       |      V  |         |
13+35       0.9803      2.16  |       Q |         |      V  |         |
13+40       0.9891      1.28  |    Q    |         |       V |         |
13+45       0.9969      1.13  |   Q     |         |       V |         |
13+50       1.0045      1.10  |   Q     |         |       V |         |
13+55       1.0122      1.12  |   Q     |         |       V |         |
14+ 0       1.0200      1.13  |   Q     |         |       V |         |
14+ 5       1.0302      1.49  |    Q    |         |        V|         |
14+10       1.0428      1.83  |      Q  |         |        V|         |
14+15       1.0559      1.90  |      Q  |         |        V|         |
14+20       1.0687      1.85  |      Q  |         |         V         |
14+25       1.0810      1.79  |      Q  |         |         V         |
14+30       1.0933      1.79  |      Q  |         |         V         |
14+35       1.1057      1.80  |      Q  |         |         |V        |
14+40       1.1182      1.81  |      Q  |         |         |V        |
14+45       1.1308      1.83  |      Q  |         |         | V       |
14+50       1.1429      1.76  |      Q  |         |         | V       |
14+55       1.1545      1.69  |     Q   |         |         | V       |
15+ 0       1.1662      1.69  |     Q   |         |         |  V      |
15+ 5       1.1774      1.62  |     Q   |         |         |  V      |
15+10       1.1881      1.55  |     Q   |         |         |  V      |
15+15       1.1988      1.55  |     Q   |         |         |  V      |
15+20       1.2090      1.48  |    Q    |         |         |   V     |
15+25       1.2187      1.41  |    Q    |         |         |   V     |
15+30       1.2284      1.41  |    Q    |         |         |   V     |
15+35       1.2359      1.08  |   Q     |         |         |    V    |
15+40       1.2412      0.77  |  Q      |         |         |    V    |
15+45       1.2462      0.73  | Q       |         |         |    V    |
15+50       1.2512      0.73  | Q       |         |         |    V    |
15+55       1.2563      0.74  | Q       |         |         |    V    |
16+ 0       1.2615      0.75  |  Q      |         |         |    V    |
16+ 5       1.2653      0.55  | Q       |         |         |    V    |
16+10       1.2677      0.34  |Q        |         |         |    V    |
16+15       1.2698      0.31  |Q        |         |         |    V    |
16+20       1.2718      0.30  |Q        |         |         |     V   |
16+25       1.2739      0.30  |Q        |         |         |     V   |
16+30       1.2759      0.30  |Q        |         |         |     V   |
16+35       1.2777      0.26  |Q        |         |         |     V   |
16+40       1.2793      0.23  Q         |         |         |     V   |
16+45       1.2808      0.22  Q         |         |         |     V   |
16+50       1.2824      0.22  Q         |         |         |     V   |
16+55       1.2839      0.22  Q         |         |         |     V   |
17+ 0       1.2854      0.22  Q         |         |         |     V   |
17+ 5       1.2874      0.29  |Q        |         |         |     V   |
17+10       1.2899      0.36  |Q        |         |         |     V   |
17+15       1.2924      0.37  |Q        |         |         |     V   |
17+20       1.2950      0.37  |Q        |         |         |     V   |
17+25       1.2975      0.37  |Q        |         |         |     V   |
17+30       1.3000      0.37  |Q        |         |         |     V   |
17+35       1.3026      0.37  |Q        |         |         |     V   |
17+40       1.3051      0.37  |Q        |         |         |     V   |
17+45       1.3077      0.37  |Q        |         |         |      V  |
17+50       1.3100      0.34  |Q        |         |         |      V  |
17+55       1.3121      0.30  |Q        |         |         |      V  |
18+ 0       1.3142      0.30  |Q        |         |         |      V  |
18+ 5       1.3162      0.30  |Q        |         |         |      V  |
18+10       1.3182      0.30  |Q        |         |         |      V  |
18+15       1.3203      0.30  |Q        |         |         |      V  |
18+20       1.3223      0.30  |Q        |         |         |      V  |
18+25       1.3243      0.30  |Q        |         |         |      V  |
18+30       1.3264      0.30  |Q        |         |         |      V  |
18+35       1.3282      0.26  |Q        |         |         |      V  |
18+40       1.3298      0.23  Q         |         |         |      V  |
18+45       1.3313      0.22  Q         |         |         |      V  |
18+50       1.3326      0.19  Q         |         |         |      V  |
18+55       1.3337      0.16  Q         |         |         |      V  |
19+ 0       1.3347      0.15  Q         |         |         |      V  |
19+ 5       1.3360      0.18  Q         |         |         |      V  |
19+10       1.3374      0.21  Q         |         |         |      V  |
19+15       1.3390      0.22  Q         |         |         |      V  |
19+20       1.3407      0.26  |Q        |         |         |      V  |
19+25       1.3427      0.29  |Q        |         |         |       V |
19+30       1.3447      0.29  |Q        |         |         |       V |
19+35       1.3465      0.26  |Q        |         |         |       V |
19+40       1.3481      0.23  Q         |         |         |       V |
19+45       1.3497      0.22  Q         |         |         |       V |
19+50       1.3510      0.19  Q         |         |         |       V |
19+55       1.3520      0.16  Q         |         |         |       V |
20+ 0       1.3531      0.15  Q         |         |         |       V |
20+ 5       1.3543      0.18  Q         |         |         |       V |
20+10       1.3558      0.21  Q         |         |         |       V |
20+15       1.3573      0.22  Q         |         |         |       V |
20+20       1.3588      0.22  Q         |         |         |       V |
20+25       1.3604      0.22  Q         |         |         |       V |
20+30       1.3619      0.22  Q         |         |         |       V |
20+35       1.3634      0.22  Q         |         |         |       V |
20+40       1.3650      0.22  Q         |         |         |       V |
20+45       1.3665      0.22  Q         |         |         |       V |
20+50       1.3678      0.19  Q         |         |         |       V |
```

```
   20+55       1.3689      0.16  Q         |         |         |       V |
   21+ 0       1.3699      0.15  Q         |         |         |       V |
   21+ 5       1.3711      0.18  Q         |         |         |       V |
   21+10       1.3726      0.21  Q         |         |         |       V |
   21+15       1.3741      0.22  Q         |         |         |       V |
   21+20       1.3754      0.19  Q         |         |         |       V |
   21+25       1.3765      0.16  Q         |         |         |       V |
   21+30       1.3775      0.15  Q         |         |         |        V|
   21+35       1.3788      0.18  Q         |         |         |        V|
   21+40       1.3803      0.21  Q         |         |         |        V|
   21+45       1.3818      0.22  Q         |         |         |        V|
   21+50       1.3831      0.19  Q         |         |         |        V|
   21+55       1.3841      0.16  Q         |         |         |        V|
   22+ 0       1.3852      0.15  Q         |         |         |        V|
   22+ 5       1.3864      0.18  Q         |         |         |        V|
   22+10       1.3879      0.21  Q         |         |         |        V|
   22+15       1.3894      0.22  Q         |         |         |        V|
   22+20       1.3907      0.19  Q         |         |         |        V|
   22+25       1.3918      0.16  Q         |         |         |        V|
   22+30       1.3928      0.15  Q         |         |         |        V|
   22+35       1.3938      0.15  Q         |         |         |        V|
   22+40       1.3949      0.15  Q         |         |         |        V|
   22+45       1.3959      0.15  Q         |         |         |        V|
   22+50       1.3969      0.15  Q         |         |         |        V|
   22+55       1.3979      0.15  Q         |         |         |        V|
   23+ 0       1.3989      0.15  Q         |         |         |        V|
   23+ 5       1.4000      0.15  Q         |         |         |        V|
   23+10       1.4010      0.15  Q         |         |         |        V|
   23+15       1.4020      0.15  Q         |         |         |        V|
   23+20       1.4030      0.15  Q         |         |         |        V|
   23+25       1.4040      0.15  Q         |         |         |        V|
   23+30       1.4051      0.15  Q         |         |         |        V|
   23+35       1.4061      0.15  Q         |         |         |        V|
   23+40       1.4071      0.15  Q         |         |         |        V|
   23+45       1.4081      0.15  Q         |         |         |        V|
   23+50       1.4091      0.15  Q         |         |         |        V|
   23+55       1.4102      0.15  Q         |         |         |        V|
   24+ 0       1.4112      0.15  Q         |         |         |        V|
   24+ 5       1.4117      0.08  Q         |         |         |        V|
   24+10       1.4118      0.02  Q         |         |         |        V|
   24+15       1.4119      0.00  Q         |         |         |         V
-------------------------------------------------------------------------
```

```
          U n i t   H y d r o g r a p h    A n a l y s i s

          Copyright (c) CIVILCADD/CIVILDESIGN, 1989 - 2004, Version 7.0
                    Study date  03/26/20 File: c1100.out


++++++++++++++++++++++++++++++++++++++++++++++++++++++++++++++++++++++++
----------------------------------------------------------------------

Riverside County Synthetic Unit Hydrology Method
RCFC & WCD Manual date - April 1978


Program License Serial Number 4027

-------------------------------------------------------------------
 English (in-lb) Input Units Used
 English Rainfall Data (Inches) Input Values Used

 English Units used in output format



-------------------------------------------------------------------
Basin "CC"



-----------------------------------------------------------------
Drainage Area =       8.92(Ac.)  =      0.014 Sq. Mi.
Drainage Area for Depth-Area Areal Adjustment =       8.92(Ac.)  =      0.014 Sq. Mi.
Length along longest watercourse =    1050.00(Ft.)
Length along longest watercourse measured to centroid =     800.00(Ft.)
Length along longest watercourse =      0.199 Mi.
Length along longest watercourse measured to centroid =      0.152 Mi.
Difference in elevation =       8.30(Ft.)
Slope along watercourse =     41.7371 Ft./Mi.
Average Manning's 'N' = 0.015
Lag time =    0.047 Hr.
Lag time =     2.81 Min.
25% of lag time =     0.70 Min.
40% of lag time =     1.12 Min.
Unit time =     5.00 Min.
Duration of storm = 1 Hour(s)
User Entered Base Flow =     0.00(CFS)

2 YEAR Area rainfall data:


Area(Ac.)[1]       Rainfall(In)[2]      Weighting[1*2]
        8.92                0.35                          3.14

100 YEAR Area rainfall data:


Area(Ac.)[1]       Rainfall(In)[2]      Weighting[1*2]
        8.92                1.46                         13.02

STORM EVENT (YEAR) =  100.00
Area Averaged 2-Year Rainfall =    0.352(In)
Area Averaged 100-Year Rainfall =    1.460(In)

Point rain (area averaged) =    1.460(In)
Areal adjustment factor =   99.99 %
Adjusted average point rain =    1.460(In)

Sub-Area Data:
Area(Ac.)         Runoff Index   Impervious %
     1.210           58.00         0.550
     0.370           58.00         0.100
     5.340           56.00         0.300
     2.000           32.00         0.300
 Total Area Entered =      8.92(Ac.)


RI    RI   Infil. Rate Impervious   Adj. Infil. Rate  Area%     F
AMC2 AMC-3     (In/Hr)    (Dec.%)     (In/Hr)      (Dec.)    (In/Hr)
58.0  76.4      0.286     0.550        0.145       0.136      0.020
58.0  76.4      0.286     0.100        0.261       0.041      0.011
56.0  74.8      0.305     0.300        0.223       0.599      0.133
32.0  52.0      0.552     0.300        0.403       0.224      0.090
                                                Sum (F) =   0.254
Area averaged mean soil loss (F) (In/Hr) =  0.254
Minimum soil loss rate ((In/Hr)) =  0.127
(for 24 hour storm duration)
Soil low loss rate (decimal) =   0.640
-------------------------------------------------------------------
Slope of intensity-duration curve for a 1 hour storm =0.5800
-----------------------------------------------------------------------

                    U n i t  H y d r o g r a p h
                              DESERT S-Curve
-----------------------------------------------------------------
                    Unit Hydrograph Data
```

Unit time period (hrs)		Time % of lag	Distribution Graph %	Unit Hydrograph (CFS)
1	0.083	177.988	37.970	3.413
2	0.167	355.976	47.103	4.234
3	0.250	533.965	10.113	0.909
4	0.333	711.953	3.406	0.306
5	0.417	889.941	1.408	0.127
			Sum = 100.000	Sum= 8.990

Unit Time (Hr.)	Pattern Percent	Storm Rain (In/Hr)	Loss rate(In./Hr) Max	Low	Effective (In/Hr)
1 0.08	3.60	0.631	0.254	---	0.38
2 0.17	4.20	0.736	0.254	---	0.48
3 0.25	4.40	0.771	0.254	---	0.52
4 0.33	4.60	0.806	0.254	---	0.55
5 0.42	5.00	0.876	0.254	---	0.62
6 0.50	5.60	0.981	0.254	---	0.73
7 0.58	6.40	1.121	0.254	---	0.87
8 0.67	8.10	1.419	0.254	---	1.16
9 0.75	13.10	2.295	0.254	---	2.04
10 0.83	34.50	6.044	0.254	---	5.79
11 0.92	6.70	1.174	0.254	---	0.92
12 1.00	3.80	0.666	0.254	---	0.41
Sum =	100.0			Sum =	14.5

Flood volume = Effective rainfall 1.21(In)
times area 8.9(Ac.)/[(In)/(Ft.)] = 0.9(Ac.Ft)
Total soil loss = 0.25(In)
Total soil loss = 0.189(Ac.Ft)
Total rainfall = 1.46(In)
Flood volume = 39040.5 Cubic Feet
Total soil loss = 8229.9 Cubic Feet

Peak flow rate of this hydrograph = 29.992(CFS)

++

1 - H O U R S T O R M
R u n o f f H y d r o g r a p h

Hydrograph in 5 Minute intervals ((CFS))

Time(h+m)	Volume Ac.Ft	Q(CFS)	0 7.5 15.0 22.5 30.0
0+ 5	0.0089	1.29	VQ
0+10	0.0312	3.24	V Q
0+15	0.0597	4.15	V Q
0+20	0.0916	4.63	V Q
0+25	0.1269	5.13	VQ
0+30	0.1671	5.84	Q
0+35	0.2142	6.84	Q
0+40	0.2732	8.57	QV
0+45	0.3627	12.99	VQ
0+50	0.5682	29.84	V Q
0+55	0.7748	29.99	V Q
1+ 0	0.8529	11.34	Q V
1+ 5	0.8846	4.61	Q V
1+10	0.8942	1.39	Q V
1+15	0.8959	0.24	Q V
1+20	0.8962	0.05	Q V

```
          U n i t   H y d r o g r a p h    A n a l y s i s

          Copyright (c) CIVILCADD/CIVILDESIGN, 1989 - 2004, Version 7.0
                    Study date  03/26/20 File: c3100.out


++++++++++++++++++++++++++++++++++++++++++++++++++++++++++++++++++++++++
----------------------------------------------------------------------

Riverside County Synthetic Unit Hydrology Method
RCFC & WCD Manual date - April 1978


Program License Serial Number 4027

-------------------------------------------------------------------
 English (in-lb) Input Units Used
 English Rainfall Data (Inches) Input Values Used

 English Units used in output format



-------------------------------------------------------------------
Basin "CC"



-----------------------------------------------------------------
Drainage Area =       8.92(Ac.)  =      0.014 Sq. Mi.
Drainage Area for Depth-Area Areal Adjustment =       8.92(Ac.)  =      0.014 Sq. Mi.
Length along longest watercourse =    1050.00(Ft.)
Length along longest watercourse measured to centroid =     800.00(Ft.)
Length along longest watercourse =      0.199 Mi.
Length along longest watercourse measured to centroid =      0.152 Mi.
Difference in elevation =       8.30(Ft.)
Slope along watercourse =     41.7371 Ft./Mi.
Average Manning's 'N' = 0.015
Lag time =    0.047 Hr.
Lag time =     2.81 Min.
25% of lag time =     0.70 Min.
40% of lag time =     1.12 Min.
Unit time =     5.00 Min.
Duration of storm = 3 Hour(s)
User Entered Base Flow =     0.00(CFS)

2 YEAR Area rainfall data:


Area(Ac.)[1]       Rainfall(In)[2]      Weighting[1*2]
        8.92                0.56                          4.95

100 YEAR Area rainfall data:


Area(Ac.)[1]       Rainfall(In)[2]      Weighting[1*2]
        8.92                2.14                         19.09

STORM EVENT (YEAR) =  100.00
Area Averaged 2-Year Rainfall =    0.555(In)
Area Averaged 100-Year Rainfall =    2.140(In)

Point rain (area averaged) =    2.140(In)
Areal adjustment factor =  100.00 %
Adjusted average point rain =    2.140(In)

Sub-Area Data:
Area(Ac.)         Runoff Index   Impervious %
     1.210           58.00         0.550
     0.370           58.00         0.100
     5.340           56.00         0.300
     2.000           32.00         0.300
 Total Area Entered =      8.92(Ac.)


RI    RI   Infil. Rate Impervious   Adj. Infil. Rate  Area%     F
AMC2 AMC-3     (In/Hr)    (Dec.%)     (In/Hr)      (Dec.)    (In/Hr)
58.0  76.4      0.286     0.550        0.145       0.136      0.020
58.0  76.4      0.286     0.100        0.261       0.041      0.011
56.0  74.8      0.305     0.300        0.223       0.599      0.133
32.0  52.0      0.552     0.300        0.403       0.224      0.090
                                                Sum (F) =   0.254
Area averaged mean soil loss (F) (In/Hr) =  0.254
Minimum soil loss rate ((In/Hr)) =  0.127
(for 24 hour storm duration)
Soil low loss rate (decimal) =   0.640
-------------------------------------------------------------------

                    U n i t  H y d r o g r a p h
                              DESERT S-Curve
-----------------------------------------------------------------
                    Unit Hydrograph Data
-------------------------------------------------------------------
Unit time period   Time % of lag   Distribution   Unit Hydrograph
```

	(hrs)		Graph %	(CFS)
1	0.083	177.988	37.970	3.413
2	0.167	355.976	47.103	4.234
3	0.250	533.965	10.113	0.909
4	0.333	711.953	3.406	0.306
5	0.417	889.941	1.408	0.127
			Sum = 100.000	Sum= 8.990

Unit Time (Hr.)	Pattern Percent	Storm Rain (In/Hr)	Loss rate(In./Hr) Max	Low	Effective (In/Hr)
1 0.08	1.30	0.334	0.254	---	0.08
2 0.17	1.30	0.334	0.254	---	0.08
3 0.25	1.10	0.282	0.254	---	0.03
4 0.33	1.50	0.385	0.254	---	0.13
5 0.42	1.50	0.385	0.254	---	0.13
6 0.50	1.80	0.462	0.254	---	0.21
7 0.58	1.50	0.385	0.254	---	0.13
8 0.67	1.80	0.462	0.254	---	0.21
9 0.75	1.80	0.462	0.254	---	0.21
10 0.83	1.50	0.385	0.254	---	0.13
11 0.92	1.60	0.411	0.254	---	0.16
12 1.00	1.80	0.462	0.254	---	0.21
13 1.08	2.20	0.565	0.254	---	0.31
14 1.17	2.20	0.565	0.254	---	0.31
15 1.25	2.20	0.565	0.254	---	0.31
16 1.33	2.00	0.514	0.254	---	0.26
17 1.42	2.60	0.668	0.254	---	0.41
18 1.50	2.70	0.693	0.254	---	0.44
19 1.58	2.40	0.616	0.254	---	0.36
20 1.67	2.70	0.693	0.254	---	0.44
21 1.75	3.30	0.847	0.254	---	0.59
22 1.83	3.10	0.796	0.254	---	0.54
23 1.92	2.90	0.745	0.254	---	0.49
24 2.00	3.00	0.770	0.254	---	0.52
25 2.08	3.10	0.796	0.254	---	0.54
26 2.17	4.20	1.079	0.254	---	0.82
27 2.25	5.00	1.284	0.254	---	1.03
28 2.33	3.50	0.899	0.254	---	0.64
29 2.42	6.80	1.746	0.254	---	1.49
30 2.50	7.30	1.875	0.254	---	1.62
31 2.58	8.20	2.106	0.254	---	1.85
32 2.67	5.90	1.515	0.254	---	1.26
33 2.75	2.00	0.514	0.254	---	0.26
34 2.83	1.80	0.462	0.254	---	0.21
35 2.92	1.80	0.462	0.254	---	0.21
36 3.00	0.60	0.154	0.254	0.099	0.06
Sum =	100.0			Sum =	16.7

Flood volume = Effective rainfall 1.39(In)
times area 8.9(Ac.)/[(In)/(Ft.)] = 1.0(Ac.Ft)
Total soil loss = 0.75(In)
Total soil loss = 0.557(Ac.Ft)
Total rainfall = 2.14(In)
Flood volume = 45019.6 Cubic Feet
Total soil loss = 24270.1 Cubic Feet

Peak flow rate of this hydrograph = 14.873(CFS)

++

3 - H O U R S T O R M
R u n o f f H y d r o g r a p h

Hydrograph in 5 Minute intervals ((CFS))

Time(h+m)	Volume Ac.Ft	Q(CFS)	0 5.0 10.0 15.0 20.0
0+ 5	0.0019	0.27	Q
0+10	0.0061	0.61	VQ
0+15	0.0096	0.51	VQ
0+20	0.0141	0.66	VQ
0+25	0.0215	1.06	V Q
0+30	0.0311	1.40	|VQ
0+35	0.0414	1.49	|VQ
0+40	0.0518	1.51	| VQ
0+45	0.0641	1.79	| VQ
0+50	0.0751	1.58	| VQ
0+55	0.0844	1.36	| QV
1+ 0	0.0953	1.58	| Q
1+ 5	0.1101	2.15	| Q
1+10	0.1283	2.63	| VQ
1+15	0.1472	2.74	| Q
1+20	0.1651	2.61	| QV
1+25	0.1853	2.93	| Q V
1+30	0.2102	3.62	| QV |
1+35	0.2350	3.59	| Q V|
1+40	0.2597	3.59	| Q V
1+45	0.2900	4.40	| Q |V
1+50	0.3240	4.93	| Q| V
1+55	0.3563	4.69	| Q| V
2+ 0	0.3878	4.57	| Q| V
2+ 5	0.4203	4.72	| Q| V
2+10	0.4603	5.80	| |Q V |

```
   2+15       0.5134      7.72  |         |    Q   V|         |         |
   2+20       0.5654      7.55  |         |    Q    |V        |         |
   2+25       0.6280      9.08  |         |       Q |   V     |         |
   2+30       0.7166     12.86  |         |         |    Q V  |         |
   2+35       0.8190     14.87  |         |         |        Q|V        |
   2+40       0.9165     14.16  |         |         |       Q |    V    |
   2+45       0.9757      8.60  |         |      Q  |         |      V  |
   2+50       1.0014      3.73  |      Q  |         |         |       V |
   2+55       1.0183      2.45  |   Q     |         |         |        V|
   3+ 0       1.0286      1.50  | Q       |         |         |        V|
   3+ 5       1.0322      0.52  |Q        |         |         |        V|
   3+10       1.0332      0.14  Q         |         |         |        V|
   3+15       1.0335      0.04  Q         |         |         |        V|
   3+20       1.0335      0.01  Q         |         |         |         V
-----------------------------------------------------------------
```

```
          U n i t   H y d r o g r a p h    A n a l y s i s

          Copyright (c) CIVILCADD/CIVILDESIGN, 1989 - 2004, Version 7.0
                    Study date  03/26/20 File: c6100.out


++++++++++++++++++++++++++++++++++++++++++++++++++++++++++++++++++++++++
----------------------------------------------------------------------

Riverside County Synthetic Unit Hydrology Method
RCFC & WCD Manual date - April 1978


Program License Serial Number 4027

-------------------------------------------------------------------
 English (in-lb) Input Units Used
 English Rainfall Data (Inches) Input Values Used

 English Units used in output format



-------------------------------------------------------------------
Basin "CC"



-----------------------------------------------------------------
Drainage Area =       8.92(Ac.)  =      0.014 Sq. Mi.
Drainage Area for Depth-Area Areal Adjustment =       8.92(Ac.)  =      0.014 Sq. Mi.
Length along longest watercourse =    1050.00(Ft.)
Length along longest watercourse measured to centroid =     800.00(Ft.)
Length along longest watercourse =      0.199 Mi.
Length along longest watercourse measured to centroid =      0.152 Mi.
Difference in elevation =       8.30(Ft.)
Slope along watercourse =     41.7371 Ft./Mi.
Average Manning's 'N' = 0.015
Lag time =    0.047 Hr.
Lag time =     2.81 Min.
25% of lag time =     0.70 Min.
40% of lag time =     1.12 Min.
Unit time =     5.00 Min.
Duration of storm = 6 Hour(s)
User Entered Base Flow =     0.00(CFS)

2 YEAR Area rainfall data:


Area(Ac.)[1]       Rainfall(In)[2]      Weighting[1*2]
        8.92                0.73                          6.48

100 YEAR Area rainfall data:


Area(Ac.)[1]       Rainfall(In)[2]      Weighting[1*2]
        8.92                2.75                         24.53

STORM EVENT (YEAR) =  100.00
Area Averaged 2-Year Rainfall =    0.727(In)
Area Averaged 100-Year Rainfall =    2.750(In)

Point rain (area averaged) =    2.750(In)
Areal adjustment factor =  100.00 %
Adjusted average point rain =    2.750(In)

Sub-Area Data:
Area(Ac.)         Runoff Index   Impervious %
     1.210           58.00         0.550
     0.370           58.00         0.100
     5.340           56.00         0.300
     2.000           32.00         0.300
 Total Area Entered =      8.92(Ac.)


RI    RI   Infil. Rate Impervious   Adj. Infil. Rate  Area%     F
AMC2 AMC-3     (In/Hr)    (Dec.%)     (In/Hr)      (Dec.)    (In/Hr)
58.0  76.4      0.286     0.550        0.145       0.136      0.020
58.0  76.4      0.286     0.100        0.261       0.041      0.011
56.0  74.8      0.305     0.300        0.223       0.599      0.133
32.0  52.0      0.552     0.300        0.403       0.224      0.090
                                                Sum (F) =   0.254
Area averaged mean soil loss (F) (In/Hr) =  0.254
Minimum soil loss rate ((In/Hr)) =  0.127
(for 24 hour storm duration)
Soil low loss rate (decimal) =   0.640
-------------------------------------------------------------------

                    U n i t  H y d r o g r a p h
                              DESERT S-Curve
-----------------------------------------------------------------
                    Unit Hydrograph Data
-------------------------------------------------------------------
Unit time period   Time % of lag   Distribution   Unit Hydrograph
```

	(hrs)		Graph %	(CFS)
1	0.083	177.988	37.970	3.413
2	0.167	355.976	47.103	4.234
3	0.250	533.965	10.113	0.909
4	0.333	711.953	3.406	0.306
5	0.417	889.941	1.408	0.127
			Sum = 100.000 Sum=	8.990

Unit Time (Hr.)	Pattern Percent	Storm Rain (In/Hr)	Loss rate(In./Hr) Max	Low	Effective (In/Hr)
1 0.08	0.50	0.165	0.254	0.106	0.06
2 0.17	0.60	0.198	0.254	0.127	0.07
3 0.25	0.60	0.198	0.254	0.127	0.07
4 0.33	0.60	0.198	0.254	0.127	0.07
5 0.42	0.60	0.198	0.254	0.127	0.07
6 0.50	0.70	0.231	0.254	0.148	0.08
7 0.58	0.70	0.231	0.254	0.148	0.08
8 0.67	0.70	0.231	0.254	0.148	0.08
9 0.75	0.70	0.231	0.254	0.148	0.08
10 0.83	0.70	0.231	0.254	0.148	0.08
11 0.92	0.70	0.231	0.254	0.148	0.08
12 1.00	0.80	0.264	0.254	---	0.01
13 1.08	0.80	0.264	0.254	---	0.01
14 1.17	0.80	0.264	0.254	---	0.01
15 1.25	0.80	0.264	0.254	---	0.01
16 1.33	0.80	0.264	0.254	---	0.01
17 1.42	0.80	0.264	0.254	---	0.01
18 1.50	0.80	0.264	0.254	---	0.01
19 1.58	0.80	0.264	0.254	---	0.01
20 1.67	0.80	0.264	0.254	---	0.01
21 1.75	0.80	0.264	0.254	---	0.01
22 1.83	0.80	0.264	0.254	---	0.01
23 1.92	0.80	0.264	0.254	---	0.01
24 2.00	0.90	0.297	0.254	---	0.04
25 2.08	0.80	0.264	0.254	---	0.01
26 2.17	0.90	0.297	0.254	---	0.04
27 2.25	0.90	0.297	0.254	---	0.04
28 2.33	0.90	0.297	0.254	---	0.04
29 2.42	0.90	0.297	0.254	---	0.04
30 2.50	0.90	0.297	0.254	---	0.04
31 2.58	0.90	0.297	0.254	---	0.04
32 2.67	0.90	0.297	0.254	---	0.04
33 2.75	1.00	0.330	0.254	---	0.08
34 2.83	1.00	0.330	0.254	---	0.08
35 2.92	1.00	0.330	0.254	---	0.08
36 3.00	1.00	0.330	0.254	---	0.08
37 3.08	1.00	0.330	0.254	---	0.08
38 3.17	1.10	0.363	0.254	---	0.11
39 3.25	1.10	0.363	0.254	---	0.11
40 3.33	1.10	0.363	0.254	---	0.11
41 3.42	1.20	0.396	0.254	---	0.14
42 3.50	1.30	0.429	0.254	---	0.17
43 3.58	1.40	0.462	0.254	---	0.21
44 3.67	1.40	0.462	0.254	---	0.21
45 3.75	1.50	0.495	0.254	---	0.24
46 3.83	1.50	0.495	0.254	---	0.24
47 3.92	1.60	0.528	0.254	---	0.27
48 4.00	1.60	0.528	0.254	---	0.27
49 4.08	1.70	0.561	0.254	---	0.31
50 4.17	1.80	0.594	0.254	---	0.34
51 4.25	1.90	0.627	0.254	---	0.37
52 4.33	2.00	0.660	0.254	---	0.41
53 4.42	2.10	0.693	0.254	---	0.44
54 4.50	2.10	0.693	0.254	---	0.44
55 4.58	2.20	0.726	0.254	---	0.47
56 4.67	2.30	0.759	0.254	---	0.50
57 4.75	2.40	0.792	0.254	---	0.54
58 4.83	2.40	0.792	0.254	---	0.54
59 4.92	2.50	0.825	0.254	---	0.57
60 5.00	2.60	0.858	0.254	---	0.60
61 5.08	3.10	1.023	0.254	---	0.77
62 5.17	3.60	1.188	0.254	---	0.93
63 5.25	3.90	1.287	0.254	---	1.03
64 5.33	4.20	1.386	0.254	---	1.13
65 5.42	4.70	1.551	0.254	---	1.30
66 5.50	5.60	1.848	0.254	---	1.59
67 5.58	1.90	0.627	0.254	---	0.37
68 5.67	0.90	0.297	0.254	---	0.04
69 5.75	0.60	0.198	0.254	0.127	0.07
70 5.83	0.50	0.165	0.254	0.106	0.06
71 5.92	0.30	0.099	0.254	0.063	0.04
72 6.00	0.20	0.066	0.254	0.042	0.02
Sum =	100.0			Sum =	16.7

Flood volume = Effective rainfall 1.39(In)
times area 8.9(Ac.)/[(In)/(Ft.)] = 1.0(Ac.Ft)
Total soil loss = 1.36(In)
Total soil loss = 1.011(Ac.Ft)
Total rainfall = 2.75(In)
Flood volume = 44991.1 Cubic Feet
Total soil loss = 44050.0 Cubic Feet

Peak flow rate of this hydrograph = 12.401(CFS)

```
          ------------------------------------------------------------------
          ++++++++++++++++++++++++++++++++++++++++++++++++++++++++++++++++++++
                                 6 - H O U R    S T O R M
                            R u n o f f     H y d r o g r a p h
          ------------------------------------------------------------------
                       Hydrograph in   5   Minute intervals ((CFS))

          ------------------------------------------------------------------
 Time(h+m) Volume Ac.Ft   Q(CFS)  0        5.0      10.0      15.0      20.0
 ---------------------------------------------------------------------
   0+ 5       0.0014      0.20  Q         |         |         |         |
   0+10       0.0048      0.50  Q         |         |         |         |
   0+15       0.0089      0.60  VQ        |         |         |         |
   0+20       0.0133      0.63  VQ        |         |         |         |
   0+25       0.0177      0.64  VQ        |         |         |         |
   0+30       0.0224      0.68  VQ        |         |         |         |
   0+35       0.0274      0.73  |Q        |         |         |         |
   0+40       0.0325      0.74  |Q        |         |         |         |
   0+45       0.0377      0.75  |Q        |         |         |         |
   0+50       0.0428      0.75  |Q        |         |         |         |
   0+55       0.0480      0.75  |Q        |         |         |         |
   1+ 0       0.0514      0.50  QV        |         |         |         |
   1+ 5       0.0527      0.19  Q V       |         |         |         |
   1+10       0.0535      0.12  Q V       |         |         |         |
   1+15       0.0542      0.10  Q V       |         |         |         |
   1+20       0.0548      0.09  Q V       |         |         |         |
   1+25       0.0554      0.09  Q V       |         |         |         |
   1+30       0.0560      0.09  Q V       |         |         |         |
   1+35       0.0566      0.09  Q V       |         |         |         |
   1+40       0.0572      0.09  Q V       |         |         |         |
   1+45       0.0578      0.09  Q V       |         |         |         |
   1+50       0.0584      0.09  Q V       |         |         |         |
   1+55       0.0590      0.09  Q V       |         |         |         |
   2+ 0       0.0604      0.20  Q V       |         |         |         |
   2+ 5       0.0620      0.23  Q V       |         |         |         |
   2+10       0.0636      0.23  Q V       |         |         |         |
   2+15       0.0660      0.35  Q V       |         |         |         |
   2+20       0.0686      0.38  Q V       |         |         |         |
   2+25       0.0712      0.38  Q V       |         |         |         |
   2+30       0.0739      0.39  Q V       |         |         |         |
   2+35       0.0765      0.39  Q V       |         |         |         |
   2+40       0.0792      0.39  Q  V      |         |         |         |
   2+45       0.0826      0.50  Q  V      |         |         |         |
   2+50       0.0870      0.64  |Q V      |         |         |         |
   2+55       0.0916      0.67  |Q V      |         |         |         |
   3+ 0       0.0963      0.68  |Q V      |         |         |         |
   3+ 5       0.1010      0.68  |Q V      |         |         |         |
   3+10       0.1064      0.79  |Q  V     |         |         |         |
   3+15       0.1129      0.93  |Q  V     |         |         |         |
   3+20       0.1195      0.96  |Q  V     |         |         |         |
   3+25       0.1270      1.09  | Q V     |         |         |         |
   3+30       0.1362      1.34  | Q  V    |         |         |         |
   3+35       0.1474      1.63  |  Q V    |         |         |         |
   3+40       0.1599      1.81  |  Q  V   |         |         |         |
   3+45       0.1734      1.96  |  Q  V   |         |         |         |
   3+50       0.1880      2.12  |   Q  V  |         |         |         |
   3+55       0.2036      2.26  |   Q  V  |         |         |         |
   4+ 0       0.2202      2.41  |   Q   V |         |         |         |
   4+ 5       0.2379      2.56  |    Q   V|         |         |         |
   4+10       0.2573      2.82  |    Q   V|         |         |         |
   4+15       0.2787      3.11  |     Q   V         |         |         |
   4+20       0.3022      3.40  |     Q   |V        |         |         |
   4+25       0.3276      3.70  |      Q  | V       |         |         |
   4+30       0.3544      3.88  |      Q  |  V      |         |         |
   4+35       0.3822      4.04  |       Q |   V     |         |         |
   4+40       0.4119      4.31  |       Q |    V    |         |         |
   4+45       0.4435      4.59  |        Q|      V  |         |         |
   4+50       0.4764      4.77  |        Q|       V |         |         |
   4+55       0.5104      4.93  |        Q|        V|         |         |
   5+ 0       0.5462      5.20  |         Q         |V        |         |
   5+ 5       0.5871      5.94  |         |Q        | V       |         |
   5+10       0.6369      7.24  |         |   Q     |   V     |         |
   5+15       0.6950      8.44  |         |     Q   |     V   |         |
   5+20       0.7598      9.40  |         |       Q |       V|         |
   5+25       0.8324     10.55  |         |         |Q        | V       |
   5+30       0.9178     12.40  |         |         |   Q     |    V    |
   5+35       0.9845      9.68  |         |        Q|         |       V |
   5+40       1.0101      3.72  |      Q  |         |         |        V|
   5+45       1.0199      1.42  | Q       |         |         |        V|
   5+50       1.0258      0.86  |Q        |         |         |        V|
   5+55       1.0292      0.50  Q         |         |         |        V|
   6+ 0       1.0314      0.31  Q         |         |         |        V|
   6+ 5       1.0325      0.16  Q         |         |         |        V|
   6+10       1.0328      0.04  Q         |         |         |        V|
   6+15       1.0328      0.01  Q         |         |         |        V|
   6+20       1.0329      0.00  Q         |         |         |        V|
-------------------------------------------------------------------------
```

```
          U n i t   H y d r o g r a p h    A n a l y s i s

          Copyright (c) CIVILCADD/CIVILDESIGN, 1989 - 2004, Version 7.0
                    Study date  03/26/20 File: c24100.out


++++++++++++++++++++++++++++++++++++++++++++++++++++++++++++++++++++++++
----------------------------------------------------------------------

Riverside County Synthetic Unit Hydrology Method
RCFC & WCD Manual date - April 1978


Program License Serial Number 4027

-------------------------------------------------------------------
 English (in-lb) Input Units Used
 English Rainfall Data (Inches) Input Values Used

 English Units used in output format



-------------------------------------------------------------------
Basin "CC"



-----------------------------------------------------------------
Drainage Area =       8.92(Ac.)  =      0.014 Sq. Mi.
Drainage Area for Depth-Area Areal Adjustment =       8.92(Ac.)  =      0.014 Sq. Mi.
Length along longest watercourse =    1050.00(Ft.)
Length along longest watercourse measured to centroid =     800.00(Ft.)
Length along longest watercourse =      0.199 Mi.
Length along longest watercourse measured to centroid =      0.152 Mi.
Difference in elevation =       8.30(Ft.)
Slope along watercourse =     41.7371 Ft./Mi.
Average Manning's 'N' = 0.015
Lag time =    0.047 Hr.
Lag time =     2.81 Min.
25% of lag time =     0.70 Min.
40% of lag time =     1.12 Min.
Unit time =     5.00 Min.
Duration of storm = 24 Hour(s)
User Entered Base Flow =     0.00(CFS)

2 YEAR Area rainfall data:


Area(Ac.)[1]       Rainfall(In)[2]      Weighting[1*2]
        8.92                1.16                          10.35

100 YEAR Area rainfall data:


Area(Ac.)[1]       Rainfall(In)[2]      Weighting[1*2]
        8.92                4.45                          39.69

STORM EVENT (YEAR) =  100.00
Area Averaged 2-Year Rainfall =    1.160(In)
Area Averaged 100-Year Rainfall =    4.450(In)

Point rain (area averaged) =    4.450(In)
Areal adjustment factor =  100.00 %
Adjusted average point rain =    4.450(In)

Sub-Area Data:
Area(Ac.)         Runoff Index   Impervious %
     1.210           58.00         0.550
     0.370           58.00         0.100
     5.340           56.00         0.300
     2.000           32.00         0.300
 Total Area Entered =      8.92(Ac.)


RI    RI   Infil. Rate Impervious   Adj. Infil. Rate  Area%     F
AMC2 AMC-3     (In/Hr)    (Dec.%)     (In/Hr)      (Dec.)    (In/Hr)
58.0  76.4      0.286     0.550        0.145       0.136      0.020
58.0  76.4      0.286     0.100        0.261       0.041      0.011
56.0  74.8      0.305     0.300        0.223       0.599      0.133
32.0  52.0      0.552     0.300        0.403       0.224      0.090
                                                Sum (F) =   0.254
Area averaged mean soil loss (F) (In/Hr) =  0.254
Minimum soil loss rate ((In/Hr)) =  0.127
(for 24 hour storm duration)
Soil low loss rate (decimal) =   0.640
-------------------------------------------------------------------

                    U n i t  H y d r o g r a p h
                              DESERT S-Curve
-----------------------------------------------------------------
                    Unit Hydrograph Data
-------------------------------------------------------------------
Unit time period   Time % of lag   Distribution   Unit Hydrograph
```

	(hrs)		Graph %	(CFS)
1	0.083	177.988	37.970	3.413
2	0.167	355.976	47.103	4.234
3	0.250	533.965	10.113	0.909
4	0.333	711.953	3.406	0.306
5	0.417	889.941	1.408	0.127
			Sum = 100.000 Sum=	8.990

Unit	Time (Hr.)	Pattern Percent	Storm Rain (In/Hr)	Loss rate(In./Hr) Max	Low	Effective (In/Hr)
1	0.08	0.07	0.036	0.451	0.023	0.01
2	0.17	0.07	0.036	0.449	0.023	0.01
3	0.25	0.07	0.036	0.447	0.023	0.01
4	0.33	0.10	0.053	0.445	0.034	0.02
5	0.42	0.10	0.053	0.444	0.034	0.02
6	0.50	0.10	0.053	0.442	0.034	0.02
7	0.58	0.10	0.053	0.440	0.034	0.02
8	0.67	0.10	0.053	0.438	0.034	0.02
9	0.75	0.10	0.053	0.437	0.034	0.02
10	0.83	0.13	0.071	0.435	0.046	0.03
11	0.92	0.13	0.071	0.433	0.046	0.03
12	1.00	0.13	0.071	0.432	0.046	0.03
13	1.08	0.10	0.053	0.430	0.034	0.02
14	1.17	0.10	0.053	0.428	0.034	0.02
15	1.25	0.10	0.053	0.426	0.034	0.02
16	1.33	0.10	0.053	0.425	0.034	0.02
17	1.42	0.10	0.053	0.423	0.034	0.02
18	1.50	0.10	0.053	0.421	0.034	0.02
19	1.58	0.10	0.053	0.420	0.034	0.02
20	1.67	0.10	0.053	0.418	0.034	0.02
21	1.75	0.10	0.053	0.416	0.034	0.02
22	1.83	0.13	0.071	0.415	0.046	0.03
23	1.92	0.13	0.071	0.413	0.046	0.03
24	2.00	0.13	0.071	0.411	0.046	0.03
25	2.08	0.13	0.071	0.410	0.046	0.03
26	2.17	0.13	0.071	0.408	0.046	0.03
27	2.25	0.13	0.071	0.406	0.046	0.03
28	2.33	0.13	0.071	0.405	0.046	0.03
29	2.42	0.13	0.071	0.403	0.046	0.03
30	2.50	0.13	0.071	0.401	0.046	0.03
31	2.58	0.17	0.089	0.400	0.057	0.03
32	2.67	0.17	0.089	0.398	0.057	0.03
33	2.75	0.17	0.089	0.397	0.057	0.03
34	2.83	0.17	0.089	0.395	0.057	0.03
35	2.92	0.17	0.089	0.393	0.057	0.03
36	3.00	0.17	0.089	0.392	0.057	0.03
37	3.08	0.17	0.089	0.390	0.057	0.03
38	3.17	0.17	0.089	0.388	0.057	0.03
39	3.25	0.17	0.089	0.387	0.057	0.03
40	3.33	0.17	0.089	0.385	0.057	0.03
41	3.42	0.17	0.089	0.384	0.057	0.03
42	3.50	0.17	0.089	0.382	0.057	0.03
43	3.58	0.17	0.089	0.380	0.057	0.03
44	3.67	0.17	0.089	0.379	0.057	0.03
45	3.75	0.17	0.089	0.377	0.057	0.03
46	3.83	0.20	0.107	0.376	0.068	0.04
47	3.92	0.20	0.107	0.374	0.068	0.04
48	4.00	0.20	0.107	0.372	0.068	0.04
49	4.08	0.20	0.107	0.371	0.068	0.04
50	4.17	0.20	0.107	0.369	0.068	0.04
51	4.25	0.20	0.107	0.368	0.068	0.04
52	4.33	0.23	0.125	0.366	0.080	0.04
53	4.42	0.23	0.125	0.365	0.080	0.04
54	4.50	0.23	0.125	0.363	0.080	0.04
55	4.58	0.23	0.125	0.361	0.080	0.04
56	4.67	0.23	0.125	0.360	0.080	0.04
57	4.75	0.23	0.125	0.358	0.080	0.04
58	4.83	0.27	0.142	0.357	0.091	0.05
59	4.92	0.27	0.142	0.355	0.091	0.05
60	5.00	0.27	0.142	0.354	0.091	0.05
61	5.08	0.20	0.107	0.352	0.068	0.04
62	5.17	0.20	0.107	0.351	0.068	0.04
63	5.25	0.20	0.107	0.349	0.068	0.04
64	5.33	0.23	0.125	0.348	0.080	0.04
65	5.42	0.23	0.125	0.346	0.080	0.04
66	5.50	0.23	0.125	0.345	0.080	0.04
67	5.58	0.27	0.142	0.343	0.091	0.05
68	5.67	0.27	0.142	0.341	0.091	0.05
69	5.75	0.27	0.142	0.340	0.091	0.05
70	5.83	0.27	0.142	0.338	0.091	0.05
71	5.92	0.27	0.142	0.337	0.091	0.05
72	6.00	0.27	0.142	0.336	0.091	0.05
73	6.08	0.30	0.160	0.334	0.103	0.06
74	6.17	0.30	0.160	0.333	0.103	0.06
75	6.25	0.30	0.160	0.331	0.103	0.06
76	6.33	0.30	0.160	0.330	0.103	0.06
77	6.42	0.30	0.160	0.328	0.103	0.06
78	6.50	0.30	0.160	0.327	0.103	0.06
79	6.58	0.33	0.178	0.325	0.114	0.06
80	6.67	0.33	0.178	0.324	0.114	0.06
81	6.75	0.33	0.178	0.322	0.114	0.06
82	6.83	0.33	0.178	0.321	0.114	0.06

83	6.92	0.33	0.178	0.319	0.114	0.06
84	7.00	0.33	0.178	0.318	0.114	0.06
85	7.08	0.33	0.178	0.316	0.114	0.06
86	7.17	0.33	0.178	0.315	0.114	0.06
87	7.25	0.33	0.178	0.314	0.114	0.06
88	7.33	0.37	0.196	0.312	0.125	0.07
89	7.42	0.37	0.196	0.311	0.125	0.07
90	7.50	0.37	0.196	0.309	0.125	0.07
91	7.58	0.40	0.214	0.308	0.137	0.08
92	7.67	0.40	0.214	0.306	0.137	0.08
93	7.75	0.40	0.214	0.305	0.137	0.08
94	7.83	0.43	0.231	0.304	0.148	0.08
95	7.92	0.43	0.231	0.302	0.148	0.08
96	8.00	0.43	0.231	0.301	0.148	0.08
97	8.08	0.50	0.267	0.299	0.171	0.10
98	8.17	0.50	0.267	0.298	0.171	0.10
99	8.25	0.50	0.267	0.297	0.171	0.10
100	8.33	0.50	0.267	0.295	0.171	0.10
101	8.42	0.50	0.267	0.294	0.171	0.10
102	8.50	0.50	0.267	0.292	0.171	0.10
103	8.58	0.53	0.285	0.291	0.182	0.10
104	8.67	0.53	0.285	0.290	0.182	0.10
105	8.75	0.53	0.285	0.288	0.182	0.10
106	8.83	0.57	0.303	0.287	---	0.02
107	8.92	0.57	0.303	0.286	---	0.02
108	9.00	0.57	0.303	0.284	---	0.02
109	9.08	0.63	0.338	0.283	---	0.06
110	9.17	0.63	0.338	0.282	---	0.06
111	9.25	0.63	0.338	0.280	---	0.06
112	9.33	0.67	0.356	0.279	---	0.08
113	9.42	0.67	0.356	0.278	---	0.08
114	9.50	0.67	0.356	0.276	---	0.08
115	9.58	0.70	0.374	0.275	---	0.10
116	9.67	0.70	0.374	0.274	---	0.10
117	9.75	0.70	0.374	0.272	---	0.10
118	9.83	0.73	0.392	0.271	---	0.12
119	9.92	0.73	0.392	0.270	---	0.12
120	10.00	0.73	0.392	0.268	---	0.12
121	10.08	0.50	0.267	0.267	0.171	0.10
122	10.17	0.50	0.267	0.266	---	0.00
123	10.25	0.50	0.267	0.265	---	0.00
124	10.33	0.50	0.267	0.263	---	0.00
125	10.42	0.50	0.267	0.262	---	0.01
126	10.50	0.50	0.267	0.261	---	0.01
127	10.58	0.67	0.356	0.259	---	0.10
128	10.67	0.67	0.356	0.258	---	0.10
129	10.75	0.67	0.356	0.257	---	0.10
130	10.83	0.67	0.356	0.256	---	0.10
131	10.92	0.67	0.356	0.254	---	0.10
132	11.00	0.67	0.356	0.253	---	0.10
133	11.08	0.63	0.338	0.252	---	0.09
134	11.17	0.63	0.338	0.251	---	0.09
135	11.25	0.63	0.338	0.249	---	0.09
136	11.33	0.63	0.338	0.248	---	0.09
137	11.42	0.63	0.338	0.247	---	0.09
138	11.50	0.63	0.338	0.246	---	0.09
139	11.58	0.57	0.303	0.244	---	0.06
140	11.67	0.57	0.303	0.243	---	0.06
141	11.75	0.57	0.303	0.242	---	0.06
142	11.83	0.60	0.320	0.241	---	0.08
143	11.92	0.60	0.320	0.240	---	0.08
144	12.00	0.60	0.320	0.238	---	0.08
145	12.08	0.83	0.445	0.237	---	0.21
146	12.17	0.83	0.445	0.236	---	0.21
147	12.25	0.83	0.445	0.235	---	0.21
148	12.33	0.87	0.463	0.234	---	0.23
149	12.42	0.87	0.463	0.233	---	0.23
150	12.50	0.87	0.463	0.231	---	0.23
151	12.58	0.93	0.498	0.230	---	0.27
152	12.67	0.93	0.498	0.229	---	0.27
153	12.75	0.93	0.498	0.228	---	0.27
154	12.83	0.97	0.516	0.227	---	0.29
155	12.92	0.97	0.516	0.226	---	0.29
156	13.00	0.97	0.516	0.224	---	0.29
157	13.08	1.13	0.605	0.223	---	0.38
158	13.17	1.13	0.605	0.222	---	0.38
159	13.25	1.13	0.605	0.221	---	0.38
160	13.33	1.13	0.605	0.220	---	0.39
161	13.42	1.13	0.605	0.219	---	0.39
162	13.50	1.13	0.605	0.218	---	0.39
163	13.58	0.77	0.409	0.217	---	0.19
164	13.67	0.77	0.409	0.215	---	0.19
165	13.75	0.77	0.409	0.214	---	0.19
166	13.83	0.77	0.409	0.213	---	0.20
167	13.92	0.77	0.409	0.212	---	0.20
168	14.00	0.77	0.409	0.211	---	0.20
169	14.08	0.90	0.481	0.210	---	0.27
170	14.17	0.90	0.481	0.209	---	0.27
171	14.25	0.90	0.481	0.208	---	0.27
172	14.33	0.87	0.463	0.207	---	0.26
173	14.42	0.87	0.463	0.206	---	0.26
174	14.50	0.87	0.463	0.205	---	0.26
175	14.58	0.87	0.463	0.204	---	0.26
176	14.67	0.87	0.463	0.203	---	0.26
177	14.75	0.87	0.463	0.202	---	0.26

178	14.83	0.83	0.445	0.201	---	0.24
179	14.92	0.83	0.445	0.200	---	0.25
180	15.00	0.83	0.445	0.199	---	0.25
181	15.08	0.80	0.427	0.197	---	0.23
182	15.17	0.80	0.427	0.196	---	0.23
183	15.25	0.80	0.427	0.195	---	0.23
184	15.33	0.77	0.409	0.194	---	0.21
185	15.42	0.77	0.409	0.193	---	0.22
186	15.50	0.77	0.409	0.192	---	0.22
187	15.58	0.63	0.338	0.192	---	0.15
188	15.67	0.63	0.338	0.191	---	0.15
189	15.75	0.63	0.338	0.190	---	0.15
190	15.83	0.63	0.338	0.189	---	0.15
191	15.92	0.63	0.338	0.188	---	0.15
192	16.00	0.63	0.338	0.187	---	0.15
193	16.08	0.13	0.071	0.186	0.046	0.03
194	16.17	0.13	0.071	0.185	0.046	0.03
195	16.25	0.13	0.071	0.184	0.046	0.03
196	16.33	0.13	0.071	0.183	0.046	0.03
197	16.42	0.13	0.071	0.182	0.046	0.03
198	16.50	0.13	0.071	0.181	0.046	0.03
199	16.58	0.10	0.053	0.180	0.034	0.02
200	16.67	0.10	0.053	0.179	0.034	0.02
201	16.75	0.10	0.053	0.178	0.034	0.02
202	16.83	0.10	0.053	0.177	0.034	0.02
203	16.92	0.10	0.053	0.176	0.034	0.02
204	17.00	0.10	0.053	0.176	0.034	0.02
205	17.08	0.17	0.089	0.175	0.057	0.03
206	17.17	0.17	0.089	0.174	0.057	0.03
207	17.25	0.17	0.089	0.173	0.057	0.03
208	17.33	0.17	0.089	0.172	0.057	0.03
209	17.42	0.17	0.089	0.171	0.057	0.03
210	17.50	0.17	0.089	0.170	0.057	0.03
211	17.58	0.17	0.089	0.169	0.057	0.03
212	17.67	0.17	0.089	0.169	0.057	0.03
213	17.75	0.17	0.089	0.168	0.057	0.03
214	17.83	0.13	0.071	0.167	0.046	0.03
215	17.92	0.13	0.071	0.166	0.046	0.03
216	18.00	0.13	0.071	0.165	0.046	0.03
217	18.08	0.13	0.071	0.165	0.046	0.03
218	18.17	0.13	0.071	0.164	0.046	0.03
219	18.25	0.13	0.071	0.163	0.046	0.03
220	18.33	0.13	0.071	0.162	0.046	0.03
221	18.42	0.13	0.071	0.161	0.046	0.03
222	18.50	0.13	0.071	0.161	0.046	0.03
223	18.58	0.10	0.053	0.160	0.034	0.02
224	18.67	0.10	0.053	0.159	0.034	0.02
225	18.75	0.10	0.053	0.158	0.034	0.02
226	18.83	0.07	0.036	0.157	0.023	0.01
227	18.92	0.07	0.036	0.157	0.023	0.01
228	19.00	0.07	0.036	0.156	0.023	0.01
229	19.08	0.10	0.053	0.155	0.034	0.02
230	19.17	0.10	0.053	0.155	0.034	0.02
231	19.25	0.10	0.053	0.154	0.034	0.02
232	19.33	0.13	0.071	0.153	0.046	0.03
233	19.42	0.13	0.071	0.152	0.046	0.03
234	19.50	0.13	0.071	0.152	0.046	0.03
235	19.58	0.10	0.053	0.151	0.034	0.02
236	19.67	0.10	0.053	0.150	0.034	0.02
237	19.75	0.10	0.053	0.150	0.034	0.02
238	19.83	0.07	0.036	0.149	0.023	0.01
239	19.92	0.07	0.036	0.148	0.023	0.01
240	20.00	0.07	0.036	0.148	0.023	0.01
241	20.08	0.10	0.053	0.147	0.034	0.02
242	20.17	0.10	0.053	0.146	0.034	0.02
243	20.25	0.10	0.053	0.146	0.034	0.02
244	20.33	0.10	0.053	0.145	0.034	0.02
245	20.42	0.10	0.053	0.144	0.034	0.02
246	20.50	0.10	0.053	0.144	0.034	0.02
247	20.58	0.10	0.053	0.143	0.034	0.02
248	20.67	0.10	0.053	0.143	0.034	0.02
249	20.75	0.10	0.053	0.142	0.034	0.02
250	20.83	0.07	0.036	0.141	0.023	0.01
251	20.92	0.07	0.036	0.141	0.023	0.01
252	21.00	0.07	0.036	0.140	0.023	0.01
253	21.08	0.10	0.053	0.140	0.034	0.02
254	21.17	0.10	0.053	0.139	0.034	0.02
255	21.25	0.10	0.053	0.139	0.034	0.02
256	21.33	0.07	0.036	0.138	0.023	0.01
257	21.42	0.07	0.036	0.138	0.023	0.01
258	21.50	0.07	0.036	0.137	0.023	0.01
259	21.58	0.10	0.053	0.137	0.034	0.02
260	21.67	0.10	0.053	0.136	0.034	0.02
261	21.75	0.10	0.053	0.136	0.034	0.02
262	21.83	0.07	0.036	0.135	0.023	0.01
263	21.92	0.07	0.036	0.135	0.023	0.01
264	22.00	0.07	0.036	0.134	0.023	0.01
265	22.08	0.10	0.053	0.134	0.034	0.02
266	22.17	0.10	0.053	0.133	0.034	0.02
267	22.25	0.10	0.053	0.133	0.034	0.02
268	22.33	0.07	0.036	0.132	0.023	0.01
269	22.42	0.07	0.036	0.132	0.023	0.01
270	22.50	0.07	0.036	0.132	0.023	0.01
271	22.58	0.07	0.036	0.131	0.023	0.01
272	22.67	0.07	0.036	0.131	0.023	0.01

273	22.75	0.07	0.036	0.131	0.023	0.01
274	22.83	0.07	0.036	0.130	0.023	0.01
275	22.92	0.07	0.036	0.130	0.023	0.01
276	23.00	0.07	0.036	0.130	0.023	0.01
277	23.08	0.07	0.036	0.129	0.023	0.01
278	23.17	0.07	0.036	0.129	0.023	0.01
279	23.25	0.07	0.036	0.129	0.023	0.01
280	23.33	0.07	0.036	0.128	0.023	0.01
281	23.42	0.07	0.036	0.128	0.023	0.01
282	23.50	0.07	0.036	0.128	0.023	0.01
283	23.58	0.07	0.036	0.128	0.023	0.01
284	23.67	0.07	0.036	0.128	0.023	0.01
285	23.75	0.07	0.036	0.127	0.023	0.01
286	23.83	0.07	0.036	0.127	0.023	0.01
287	23.92	0.07	0.036	0.127	0.023	0.01
288	24.00	0.07	0.036	0.127	0.023	0.01
Sum =		100.0			Sum =	21.3

```
Flood volume = Effective rainfall      1.77(In)
 times area       8.9(Ac.)/[(In)/(Ft.)] =       1.3(Ac.Ft)
Total soil loss =      2.68(In)
Total soil loss =     1.990(Ac.Ft)
Total rainfall =      4.45(In)
Flood volume =       57415.6 Cubic Feet
Total soil loss =       86671.1 Cubic Feet
--------------------------------------------------------------------
 Peak flow rate of this hydrograph =      3.477(CFS)
--------------------------------------------------------------------
++++++++++++++++++++++++++++++++++++++++++++++++++++++++++++++++++++
                      24 - H O U R    S T O R M
                 R u n o f f      H y d r o g r a p h
--------------------------------------------------------------------
            Hydrograph in   5   Minute intervals ((CFS))

--------------------------------------------------------------------
 Time(h+m) Volume Ac.Ft   Q(CFS)  0        2.5       5.0       7.5      10.0
 ----------------------------------------------------------------------
   0+ 5       0.0003      0.04  Q         |         |         |         |
   0+10       0.0010      0.10  Q         |         |         |         |
   0+15       0.0017      0.11  Q         |         |         |         |
   0+20       0.0027      0.14  Q         |         |         |         |
   0+25       0.0038      0.16  Q         |         |         |         |
   0+30       0.0050      0.17  Q         |         |         |         |
   0+35       0.0062      0.17  Q         |         |         |         |
   0+40       0.0073      0.17  Q         |         |         |         |
   0+45       0.0085      0.17  Q         |         |         |         |
   0+50       0.0099      0.19  Q         |         |         |         |
   0+55       0.0114      0.22  Q         |         |         |         |
   1+ 0       0.0130      0.23  Q         |         |         |         |
   1+ 5       0.0144      0.21  Q         |         |         |         |
   1+10       0.0157      0.18  Q         |         |         |         |
   1+15       0.0169      0.18  Q         |         |         |         |
   1+20       0.0181      0.17  Q         |         |         |         |
   1+25       0.0193      0.17  Q         |         |         |         |
   1+30       0.0204      0.17  Q         |         |         |         |
   1+35       0.0216      0.17  Q         |         |         |         |
   1+40       0.0228      0.17  Q         |         |         |         |
   1+45       0.0240      0.17  Q         |         |         |         |
   1+50       0.0254      0.19  Q         |         |         |         |
   1+55       0.0269      0.22  Q         |         |         |         |
   2+ 0       0.0285      0.23  Q         |         |         |         |
   2+ 5       0.0300      0.23  Q         |         |         |         |
   2+10       0.0316      0.23  Q         |         |         |         |
   2+15       0.0332      0.23  QV        |         |         |         |
   2+20       0.0348      0.23  QV        |         |         |         |
   2+25       0.0364      0.23  QV        |         |         |         |
   2+30       0.0380      0.23  QV        |         |         |         |
   2+35       0.0397      0.25  |Q        |         |         |         |
   2+40       0.0416      0.28  |Q        |         |         |         |
   2+45       0.0436      0.29  |Q        |         |         |         |
   2+50       0.0456      0.29  |Q        |         |         |         |
   2+55       0.0476      0.29  |Q        |         |         |         |
   3+ 0       0.0496      0.29  |Q        |         |         |         |
   3+ 5       0.0515      0.29  |Q        |         |         |         |
   3+10       0.0535      0.29  |Q        |         |         |         |
   3+15       0.0555      0.29  |Q        |         |         |         |
   3+20       0.0575      0.29  |Q        |         |         |         |
   3+25       0.0595      0.29  |Q        |         |         |         |
   3+30       0.0615      0.29  |Q        |         |         |         |
   3+35       0.0634      0.29  |Q        |         |         |         |
   3+40       0.0654      0.29  |Q        |         |         |         |
   3+45       0.0674      0.29  |QV       |         |         |         |
   3+50       0.0696      0.31  |QV       |         |         |         |
   3+55       0.0719      0.34  |QV       |         |         |         |
   4+ 0       0.0742      0.34  |QV       |         |         |         |
   4+ 5       0.0766      0.34  |QV       |         |         |         |
   4+10       0.0790      0.35  |QV       |         |         |         |
   4+15       0.0814      0.35  |QV       |         |         |         |
   4+20       0.0839      0.37  |QV       |         |         |         |
   4+25       0.0866      0.39  |QV       |         |         |         |
   4+30       0.0894      0.40  |QV       |         |         |         |
   4+35       0.0922      0.40  |QV       |         |         |         |
   4+40       0.0949      0.40  |QV       |         |         |         |
   4+45       0.0977      0.40  |QV       |         |         |         |
   4+50       0.1006      0.43  |Q V      |         |         |         |
   4+55       0.1038      0.45  |Q V      |         |         |         |
```

```
 5+ 0       0.1069      0.46  |Q V      |          |          |          |
 5+ 5       0.1098      0.42  |Q V      |          |          |          |
 5+10       0.1123      0.36  |Q V      |          |          |          |
 5+15       0.1147      0.35  |Q V      |          |          |          |
 5+20       0.1172      0.37  |Q V      |          |          |          |
 5+25       0.1200      0.39  |Q V      |          |          |          |
 5+30       0.1227      0.40  |Q V      |          |          |          |
 5+35       0.1257      0.42  |Q V      |          |          |          |
 5+40       0.1288      0.45  |Q V      |          |          |          |
 5+45       0.1319      0.46  |Q  V     |          |          |          |
 5+50       0.1351      0.46  |Q  V     |          |          |          |
 5+55       0.1383      0.46  |Q  V     |          |          |          |
 6+ 0       0.1414      0.46  |Q  V     |          |          |          |
 6+ 5       0.1448      0.48  |Q  V     |          |          |          |
 6+10       0.1483      0.51  | Q V     |          |          |          |
 6+15       0.1518      0.52  | Q V     |          |          |          |
 6+20       0.1554      0.52  | Q V     |          |          |          |
 6+25       0.1590      0.52  | Q V     |          |          |          |
 6+30       0.1625      0.52  | Q V     |          |          |          |
 6+35       0.1663      0.54  | Q  V    |          |          |          |
 6+40       0.1702      0.57  | Q  V    |          |          |          |
 6+45       0.1741      0.57  | Q  V    |          |          |          |
 6+50       0.1781      0.58  | Q  V    |          |          |          |
 6+55       0.1821      0.58  | Q  V    |          |          |          |
 7+ 0       0.1860      0.58  | Q  V    |          |          |          |
 7+ 5       0.1900      0.58  | Q  V    |          |          |          |
 7+10       0.1940      0.58  | Q  V    |          |          |          |
 7+15       0.1979      0.58  | Q   V   |          |          |          |
 7+20       0.2021      0.60  | Q   V   |          |          |          |
 7+25       0.2064      0.63  | Q   V   |          |          |          |
 7+30       0.2107      0.63  | Q   V   |          |          |          |
 7+35       0.2152      0.66  | Q   V   |          |          |          |
 7+40       0.2199      0.68  | Q   V   |          |          |          |
 7+45       0.2247      0.69  | Q   V   |          |          |          |
 7+50       0.2296      0.71  | Q   V   |          |          |          |
 7+55       0.2347      0.74  | Q    V  |          |          |          |
 8+ 0       0.2398      0.75  | Q    V  |          |          |          |
 8+ 5       0.2453      0.79  |  Q   V  |          |          |          |
 8+10       0.2511      0.85  |  Q   V  |          |          |          |
 8+15       0.2570      0.86  |  Q   V  |          |          |          |
 8+20       0.2630      0.86  |  Q   V  |          |          |          |
 8+25       0.2689      0.86  |  Q    V |          |          |          |
 8+30       0.2749      0.86  |  Q    V |          |          |          |
 8+35       0.2810      0.89  |  Q    V |          |          |          |
 8+40       0.2873      0.91  |  Q    V |          |          |          |
 8+45       0.2936      0.92  |  Q    V |          |          |          |
 8+50       0.2979      0.62  | Q      V|          |          |          |
 8+55       0.2997      0.26  |Q       V|          |          |          |
 9+ 0       0.3010      0.19  Q        V|          |          |          |
 9+ 5       0.3031      0.30  |Q       V|          |          |          |
 9+10       0.3062      0.45  |Q       V|          |          |          |
 9+15       0.3096      0.50  |Q       V|          |          |          |
 9+20       0.3136      0.58  | Q      V|          |          |          |
 9+25       0.3182      0.67  | Q      V|          |          |          |
 9+30       0.3231      0.70  | Q      V|          |          |          |
 9+35       0.3284      0.78  |  Q     V|          |          |          |
 9+40       0.3344      0.87  |  Q      V          |          |          |
 9+45       0.3405      0.90  |  Q      V          |          |          |
 9+50       0.3472      0.97  |  Q      V          |          |          |
 9+55       0.3546      1.06  |   Q     V          |          |          |
10+ 0       0.3621      1.09  |   Q     V          |          |          |
10+ 5       0.3690      1.01  |   Q     |V         |          |          |
10+10       0.3730      0.58  | Q       |V         |          |          |
10+15       0.3741      0.15  Q         |V         |          |          |
10+20       0.3745      0.07  Q         |V         |          |          |
10+25       0.3749      0.05  Q         |V         |          |          |
10+30       0.3752      0.05  Q         |V         |          |          |
10+35       0.3777      0.36  |Q        |V         |          |          |
10+40       0.3829      0.75  |  Q      |V         |          |          |
10+45       0.3887      0.84  |  Q      |V         |          |          |
10+50       0.3947      0.88  |  Q      |V         |          |          |
10+55       0.4010      0.90  |  Q      | V        |          |          |
11+ 0       0.4073      0.92  |  Q      | V        |          |          |
11+ 5       0.4133      0.87  |  Q      | V        |          |          |
11+10       0.4188      0.80  |  Q      | V        |          |          |
11+15       0.4243      0.80  |  Q      | V        |          |          |
11+20       0.4298      0.80  |  Q      |  V       |          |          |
11+25       0.4354      0.81  |  Q      |  V       |          |          |
11+30       0.4411      0.82  |  Q      |  V       |          |          |
11+35       0.4460      0.71  | Q       |  V       |          |          |
11+40       0.4499      0.57  | Q       |  V       |          |          |
11+45       0.4537      0.55  | Q       |  V       |          |          |
11+50       0.4579      0.61  | Q       |  V       |          |          |
11+55       0.4627      0.69  | Q       |   V      |          |          |
12+ 0       0.4676      0.72  | Q       |   V      |          |          |
12+ 5       0.4756      1.16  |   Q     |   V      |          |          |
12+10       0.4874      1.70  |     Q   |   V      |          |          |
12+15       0.5000      1.83  |      Q  |    V     |          |          |
12+20       0.5133      1.94  |      Q  |    V     |          |          |
12+25       0.5273      2.04  |       Q |     V    |          |          |
12+30       0.5416      2.07  |       Q |     V    |          |          |
12+35       0.5567      2.20  |       Q |     V    |          |          |
12+40       0.5730      2.37  |        Q|      V   |          |          |
12+45       0.5896      2.41  |        Q|      V   |          |          |
12+50       0.6068      2.49  |        Q|       V  |          |          |
```

```
12+55       0.6245      2.58  |         Q       V |         |         |
13+ 0       0.6425      2.61  |         Q        V|         |         |
13+ 5       0.6627      2.93  |         |Q        V         |         |
13+10       0.6855      3.32  |         |  Q      V         |         |
13+15       0.7090      3.41  |         |  Q      |V        |         |
13+20       0.7327      3.45  |         |  Q      | V       |         |
13+25       0.7566      3.47  |         |  Q      | V       |         |
13+30       0.7805      3.48  |         |  Q      |  V      |         |
13+35       0.7999      2.82  |         |Q        |   V     |         |
13+40       0.8137      2.00  |      Q  |         |   V     |         |
13+45       0.8263      1.83  |      Q  |         |    V    |         |
13+50       0.8386      1.78  |      Q  |         |    V    |         |
13+55       0.8507      1.77  |      Q  |         |    V    |         |
14+ 0       0.8630      1.78  |      Q  |         |     V   |         |
14+ 5       0.8769      2.03  |       Q |         |     V   |         |
14+10       0.8930      2.34  |        Q|         |      V  |         |
14+15       0.9097      2.41  |        Q|         |      V  |         |
14+20       0.9261      2.38  |        Q|         |       V |         |
14+25       0.9421      2.33  |        Q|         |       V |         |
14+30       0.9581      2.32  |        Q|         |        V|         |
14+35       0.9741      2.32  |        Q|         |        V|         |
14+40       0.9902      2.33  |        Q|         |         V         |
14+45       1.0063      2.34  |        Q|         |         V         |
14+50       1.0221      2.29  |        Q|         |         |V        |
14+55       1.0374      2.22  |       Q |         |         |V        |
15+ 0       1.0526      2.22  |       Q |         |         |V        |
15+ 5       1.0675      2.16  |       Q |         |         | V       |
15+10       1.0819      2.09  |       Q |         |         | V       |
15+15       1.0963      2.08  |       Q |         |         |  V      |
15+20       1.1102      2.03  |       Q |         |         |  V      |
15+25       1.1237      1.96  |      Q  |         |         |   V     |
15+30       1.1372      1.95  |      Q  |         |         |   V     |
15+35       1.1490      1.71  |     Q   |         |         |   V     |
15+40       1.1587      1.42  |    Q    |         |         |    V    |
15+45       1.1681      1.36  |    Q    |         |         |    V    |
15+50       1.1774      1.35  |    Q    |         |         |    V    |
15+55       1.1866      1.35  |    Q    |         |         |     V   |
16+ 0       1.1960      1.36  |    Q    |         |         |     V   |
16+ 5       1.2024      0.93  |  Q      |         |         |     V   |
16+10       1.2051      0.40  |Q        |         |         |     V   |
16+15       1.2071      0.28  |Q        |         |         |     V   |
16+20       1.2088      0.25  Q         |         |         |     V   |
16+25       1.2104      0.23  Q         |         |         |     V   |
16+30       1.2120      0.23  Q         |         |         |     V   |
16+35       1.2134      0.21  Q         |         |         |     V   |
16+40       1.2147      0.18  Q         |         |         |     V   |
16+45       1.2159      0.18  Q         |         |         |     V   |
16+50       1.2171      0.17  Q         |         |         |     V   |
16+55       1.2183      0.17  Q         |         |         |     V   |
17+ 0       1.2194      0.17  Q         |         |         |      V  |
17+ 5       1.2209      0.22  Q         |         |         |      V  |
17+10       1.2228      0.27  |Q        |         |         |      V  |
17+15       1.2247      0.28  |Q        |         |         |      V  |
17+20       1.2267      0.29  |Q        |         |         |      V  |
17+25       1.2287      0.29  |Q        |         |         |      V  |
17+30       1.2307      0.29  |Q        |         |         |      V  |
17+35       1.2327      0.29  |Q        |         |         |      V  |
17+40       1.2347      0.29  |Q        |         |         |      V  |
17+45       1.2366      0.29  |Q        |         |         |      V  |
17+50       1.2385      0.27  |Q        |         |         |      V  |
17+55       1.2401      0.24  Q         |         |         |      V  |
18+ 0       1.2417      0.23  Q         |         |         |      V  |
18+ 5       1.2433      0.23  Q         |         |         |      V  |
18+10       1.2449      0.23  Q         |         |         |      V  |
18+15       1.2465      0.23  Q         |         |         |      V  |
18+20       1.2481      0.23  Q         |         |         |      V  |
18+25       1.2497      0.23  Q         |         |         |      V  |
18+30       1.2513      0.23  Q         |         |         |      V  |
18+35       1.2527      0.21  Q         |         |         |       V |
18+40       1.2540      0.18  Q         |         |         |       V |
18+45       1.2552      0.18  Q         |         |         |       V |
18+50       1.2562      0.15  Q         |         |         |       V |
18+55       1.2571      0.12  Q         |         |         |       V |
19+ 0       1.2579      0.12  Q         |         |         |       V |
19+ 5       1.2588      0.14  Q         |         |         |       V |
19+10       1.2600      0.16  Q         |         |         |       V |
19+15       1.2611      0.17  Q         |         |         |       V |
19+20       1.2625      0.19  Q         |         |         |       V |
19+25       1.2640      0.22  Q         |         |         |       V |
19+30       1.2656      0.23  Q         |         |         |       V |
19+35       1.2670      0.21  Q         |         |         |       V |
19+40       1.2682      0.18  Q         |         |         |       V |
19+45       1.2695      0.18  Q         |         |         |       V |
19+50       1.2705      0.15  Q         |         |         |       V |
19+55       1.2714      0.12  Q         |         |         |       V |
20+ 0       1.2722      0.12  Q         |         |         |       V |
20+ 5       1.2731      0.14  Q         |         |         |       V |
20+10       1.2742      0.16  Q         |         |         |       V |
20+15       1.2754      0.17  Q         |         |         |       V |
20+20       1.2766      0.17  Q         |         |         |       V |
20+25       1.2778      0.17  Q         |         |         |       V |
20+30       1.2790      0.17  Q         |         |         |       V |
20+35       1.2802      0.17  Q         |         |         |       V |
20+40       1.2814      0.17  Q         |         |         |       V |
20+45       1.2826      0.17  Q         |         |         |       V |
```

```
   20+50       1.2836      0.15  Q         |         |         |       V |
   20+55       1.2844      0.12  Q         |         |         |       V |
   21+ 0       1.2853      0.12  Q         |         |         |        V|
   21+ 5       1.2862      0.14  Q         |         |         |        V|
   21+10       1.2873      0.16  Q         |         |         |        V|
   21+15       1.2885      0.17  Q         |         |         |        V|
   21+20       1.2896      0.15  Q         |         |         |        V|
   21+25       1.2904      0.12  Q         |         |         |        V|
   21+30       1.2912      0.12  Q         |         |         |        V|
   21+35       1.2922      0.14  Q         |         |         |        V|
   21+40       1.2933      0.16  Q         |         |         |        V|
   21+45       1.2945      0.17  Q         |         |         |        V|
   21+50       1.2955      0.15  Q         |         |         |        V|
   21+55       1.2964      0.12  Q         |         |         |        V|
   22+ 0       1.2972      0.12  Q         |         |         |        V|
   22+ 5       1.2981      0.14  Q         |         |         |        V|
   22+10       1.2993      0.16  Q         |         |         |        V|
   22+15       1.3004      0.17  Q         |         |         |        V|
   22+20       1.3015      0.15  Q         |         |         |        V|
   22+25       1.3023      0.12  Q         |         |         |        V|
   22+30       1.3031      0.12  Q         |         |         |        V|
   22+35       1.3039      0.12  Q         |         |         |        V|
   22+40       1.3047      0.12  Q         |         |         |        V|
   22+45       1.3055      0.12  Q         |         |         |        V|
   22+50       1.3063      0.12  Q         |         |         |        V|
   22+55       1.3071      0.12  Q         |         |         |        V|
   23+ 0       1.3079      0.12  Q         |         |         |        V|
   23+ 5       1.3087      0.12  Q         |         |         |        V|
   23+10       1.3095      0.12  Q         |         |         |        V|
   23+15       1.3103      0.12  Q         |         |         |        V|
   23+20       1.3111      0.12  Q         |         |         |        V|
   23+25       1.3119      0.12  Q         |         |         |        V|
   23+30       1.3127      0.12  Q         |         |         |        V|
   23+35       1.3135      0.12  Q         |         |         |        V|
   23+40       1.3142      0.12  Q         |         |         |        V|
   23+45       1.3150      0.12  Q         |         |         |        V|
   23+50       1.3158      0.12  Q         |         |         |        V|
   23+55       1.3166      0.12  Q         |         |         |        V|
   24+ 0       1.3174      0.12  Q         |         |         |        V|
   24+ 5       1.3179      0.07  Q         |         |         |        V|
   24+10       1.3180      0.02  Q         |         |         |        V|
   24+15       1.3181      0.01  Q         |         |         |        V|
   24+20       1.3181      0.00  Q         |         |         |         V
-----------------------------------------------------------------------
```

```
          U n i t   H y d r o g r a p h    A n a l y s i s

          Copyright (c) CIVILCADD/CIVILDESIGN, 1989 - 2004, Version 7.0
                    Study date  03/26/20 File: d1100.out


++++++++++++++++++++++++++++++++++++++++++++++++++++++++++++++++++++++++++++
------------------------------------------------------------------------------

Riverside County Synthetic Unit Hydrology Method
RCFC & WCD Manual date - April 1978


Program License Serial Number 4027

-------------------------------------------------------------------
 English (in-lb) Input Units Used
 English Rainfall Data (Inches) Input Values Used

 English Units used in output format



-------------------------------------------------------------------
Basin "DD"



-------------------------------------------------------------------
Drainage Area =       3.73(Ac.)  =      0.006 Sq. Mi.
Drainage Area for Depth-Area Areal Adjustment =       3.73(Ac.)  =      0.006 Sq. Mi.
Length along longest watercourse =    1050.00(Ft.)
Length along longest watercourse measured to centroid =     800.00(Ft.)
Length along longest watercourse =      0.199 Mi.
Length along longest watercourse measured to centroid =      0.152 Mi.
Difference in elevation =       8.30(Ft.)
Slope along watercourse =     41.7371 Ft./Mi.
Average Manning's 'N' = 0.015
Lag time =    0.047 Hr.
Lag time =     2.81 Min.
25% of lag time =     0.70 Min.
40% of lag time =     1.12 Min.
Unit time =     5.00 Min.
Duration of storm = 1 Hour(s)
User Entered Base Flow =     0.00(CFS)

2 YEAR Area rainfall data:


Area(Ac.)[1]       Rainfall(In)[2]      Weighting[1*2]
        3.73                0.35                          1.31

100 YEAR Area rainfall data:


Area(Ac.)[1]       Rainfall(In)[2]      Weighting[1*2]
        3.73                1.46                          5.45

STORM EVENT (YEAR) =  100.00
Area Averaged 2-Year Rainfall =    0.352(In)
Area Averaged 100-Year Rainfall =    1.460(In)

Point rain (area averaged) =    1.460(In)
Areal adjustment factor =  100.00 %
Adjusted average point rain =    1.460(In)

Sub-Area Data:
Area(Ac.)         Runoff Index   Impervious %
     0.410           58.00         0.150
     0.290           58.00         0.300
     2.280           56.00         0.550
     0.750           58.00         0.900
 Total Area Entered =      3.73(Ac.)


RI    RI   Infil. Rate Impervious   Adj. Infil. Rate  Area%     F
AMC2 AMC-3     (In/Hr)    (Dec.%)     (In/Hr)      (Dec.)    (In/Hr)
58.0  76.4      0.286     0.150        0.248       0.110      0.027
58.0  76.4      0.286     0.300        0.209       0.078      0.016
56.0  74.8      0.305     0.550        0.154       0.611      0.094
58.0  76.4      0.286     0.900        0.054       0.201      0.011
                                                Sum (F) =   0.149
Area averaged mean soil loss (F) (In/Hr) =  0.149
Minimum soil loss rate ((In/Hr)) =  0.074
(for 24 hour storm duration)
Soil low loss rate (decimal) =   0.600
-------------------------------------------------------------------
Slope of intensity-duration curve for a 1 hour storm =0.5800
-----------------------------------------------------------------------

                    U n i t  H y d r o g r a p h
                              DESERT S-Curve
-------------------------------------------------------------------
                    Unit Hydrograph Data
```

Unit time period (hrs)		Time % of lag	Distribution Graph %	Unit Hydrograph (CFS)
1	0.083	177.988	37.970	1.427
2	0.167	355.976	47.103	1.771
3	0.250	533.965	10.113	0.380
4	0.333	711.953	3.406	0.128
5	0.417	889.941	1.408	0.053
			Sum = 100.000	Sum= 3.759

Unit Time (Hr.)	Pattern Percent	Storm Rain (In/Hr)	Loss rate(In./Hr) Max	Low	Effective (In/Hr)
1 0.08	3.60	0.631	0.149	---	0.48
2 0.17	4.20	0.736	0.149	---	0.59
3 0.25	4.40	0.771	0.149	---	0.62
4 0.33	4.60	0.806	0.149	---	0.66
5 0.42	5.00	0.876	0.149	---	0.73
6 0.50	5.60	0.981	0.149	---	0.83
7 0.58	6.40	1.121	0.149	---	0.97
8 0.67	8.10	1.419	0.149	---	1.27
9 0.75	13.10	2.295	0.149	---	2.15
10 0.83	34.50	6.044	0.149	---	5.90
11 0.92	6.70	1.174	0.149	---	1.03
12 1.00	3.80	0.666	0.149	---	0.52
Sum =	100.0			Sum =	15.7

Flood volume = Effective rainfall 1.31(In)
times area 3.7(Ac.)/[(In)/(Ft.)] = 0.4(Ac.Ft)
Total soil loss = 0.15(In)
Total soil loss = 0.046(Ac.Ft)
Total rainfall = 1.46(In)
Flood volume = 17754.2 Cubic Feet
Total soil loss = 2013.4 Cubic Feet

Peak flow rate of this hydrograph = 12.939(CFS)

++

1 - H O U R S T O R M
R u n o f f H y d r o g r a p h

Hydrograph in 5 Minute intervals ((CFS))

Time(h+m)	Volume Ac.Ft	Q(CFS)	0 5.0 10.0 15.0 20.0
0+ 5	0.0047	0.69	VQ
0+10	0.0164	1.69	|V Q
0+15	0.0309	2.11	| VQ
0+20	0.0470	2.33	| Q
0+25	0.0645	2.54	| QV
0+30	0.0840	2.84	| Q V |
0+35	0.1064	3.26	| Q V
0+40	0.1339	3.98	| Q | V
0+45	0.1740	5.83	|Q V |
0+50	0.2627	12.87	| Q |
0+55	0.3518	12.94	| Q | V
1+ 0	0.3872	5.14	| Q V |
1+ 5	0.4022	2.17	| Q | V|
1+10	0.4066	0.64	|Q | V|
1+15	0.4074	0.12	Q | V|
1+20	0.4076	0.03	Q | V

```
          U n i t   H y d r o g r a p h    A n a l y s i s

          Copyright (c) CIVILCADD/CIVILDESIGN, 1989 - 2004, Version 7.0
                    Study date  03/26/20 File: d3100.out


++++++++++++++++++++++++++++++++++++++++++++++++++++++++++++++++++++++++
----------------------------------------------------------------------

Riverside County Synthetic Unit Hydrology Method
RCFC & WCD Manual date - April 1978


Program License Serial Number 4027

-------------------------------------------------------------------
 English (in-lb) Input Units Used
 English Rainfall Data (Inches) Input Values Used

 English Units used in output format



-------------------------------------------------------------------
Basin "DD"



-----------------------------------------------------------------
Drainage Area =       3.73(Ac.)  =      0.006 Sq. Mi.
Drainage Area for Depth-Area Areal Adjustment =       3.73(Ac.)  =      0.006 Sq. Mi.
Length along longest watercourse =    1050.00(Ft.)
Length along longest watercourse measured to centroid =     800.00(Ft.)
Length along longest watercourse =      0.199 Mi.
Length along longest watercourse measured to centroid =      0.152 Mi.
Difference in elevation =       8.30(Ft.)
Slope along watercourse =     41.7371 Ft./Mi.
Average Manning's 'N' = 0.015
Lag time =    0.047 Hr.
Lag time =     2.81 Min.
25% of lag time =     0.70 Min.
40% of lag time =     1.12 Min.
Unit time =     5.00 Min.
Duration of storm = 3 Hour(s)
User Entered Base Flow =     0.00(CFS)

2 YEAR Area rainfall data:


Area(Ac.)[1]       Rainfall(In)[2]      Weighting[1*2]
        3.73                0.56                          2.07

100 YEAR Area rainfall data:


Area(Ac.)[1]       Rainfall(In)[2]      Weighting[1*2]
        3.73                2.14                          7.98

STORM EVENT (YEAR) =  100.00
Area Averaged 2-Year Rainfall =    0.555(In)
Area Averaged 100-Year Rainfall =    2.140(In)

Point rain (area averaged) =    2.140(In)
Areal adjustment factor =  100.00 %
Adjusted average point rain =    2.140(In)

Sub-Area Data:
Area(Ac.)         Runoff Index   Impervious %
     0.410           58.00         0.150
     0.290           58.00         0.300
     2.280           56.00         0.550
     0.750           58.00         0.900
 Total Area Entered =      3.73(Ac.)


RI    RI   Infil. Rate Impervious   Adj. Infil. Rate  Area%     F
AMC2 AMC-3     (In/Hr)    (Dec.%)     (In/Hr)      (Dec.)    (In/Hr)
58.0  76.4      0.286     0.150        0.248       0.110      0.027
58.0  76.4      0.286     0.300        0.209       0.078      0.016
56.0  74.8      0.305     0.550        0.154       0.611      0.094
58.0  76.4      0.286     0.900        0.054       0.201      0.011
                                                Sum (F) =   0.149
Area averaged mean soil loss (F) (In/Hr) =  0.149
Minimum soil loss rate ((In/Hr)) =  0.074
(for 24 hour storm duration)
Soil low loss rate (decimal) =   0.600
-------------------------------------------------------------------

                    U n i t  H y d r o g r a p h
                              DESERT S-Curve
-----------------------------------------------------------------
                    Unit Hydrograph Data
-------------------------------------------------------------------
Unit time period   Time % of lag   Distribution   Unit Hydrograph
```

	(hrs)		Graph %	(CFS)
1	0.083	177.988	37.970	1.427
2	0.167	355.976	47.103	1.771
3	0.250	533.965	10.113	0.380
4	0.333	711.953	3.406	0.128
5	0.417	889.941	1.408	0.053
			Sum = 100.000	Sum= 3.759

Unit Time (Hr.)	Pattern Percent	Storm Rain (In/Hr)	Loss rate(In./Hr) Max	Low	Effective (In/Hr)
1 0.08	1.30	0.334	0.149	---	0.19
2 0.17	1.30	0.334	0.149	---	0.19
3 0.25	1.10	0.282	0.149	---	0.13
4 0.33	1.50	0.385	0.149	---	0.24
5 0.42	1.50	0.385	0.149	---	0.24
6 0.50	1.80	0.462	0.149	---	0.31
7 0.58	1.50	0.385	0.149	---	0.24
8 0.67	1.80	0.462	0.149	---	0.31
9 0.75	1.80	0.462	0.149	---	0.31
10 0.83	1.50	0.385	0.149	---	0.24
11 0.92	1.60	0.411	0.149	---	0.26
12 1.00	1.80	0.462	0.149	---	0.31
13 1.08	2.20	0.565	0.149	---	0.42
14 1.17	2.20	0.565	0.149	---	0.42
15 1.25	2.20	0.565	0.149	---	0.42
16 1.33	2.00	0.514	0.149	---	0.36
17 1.42	2.60	0.668	0.149	---	0.52
18 1.50	2.70	0.693	0.149	---	0.54
19 1.58	2.40	0.616	0.149	---	0.47
20 1.67	2.70	0.693	0.149	---	0.54
21 1.75	3.30	0.847	0.149	---	0.70
22 1.83	3.10	0.796	0.149	---	0.65
23 1.92	2.90	0.745	0.149	---	0.60
24 2.00	3.00	0.770	0.149	---	0.62
25 2.08	3.10	0.796	0.149	---	0.65
26 2.17	4.20	1.079	0.149	---	0.93
27 2.25	5.00	1.284	0.149	---	1.14
28 2.33	3.50	0.899	0.149	---	0.75
29 2.42	6.80	1.746	0.149	---	1.60
30 2.50	7.30	1.875	0.149	---	1.73
31 2.58	8.20	2.106	0.149	---	1.96
32 2.67	5.90	1.515	0.149	---	1.37
33 2.75	2.00	0.514	0.149	---	0.36
34 2.83	1.80	0.462	0.149	---	0.31
35 2.92	1.80	0.462	0.149	---	0.31
36 3.00	0.60	0.154	0.149	---	0.01
Sum =	100.0			Sum =	20.3

Flood volume = Effective rainfall 1.69(In)
times area 3.7(Ac.)/[(In)/(Ft.)] = 0.5(Ac.Ft)
Total soil loss = 0.45(In)
Total soil loss = 0.139(Ac.Ft)
Total rainfall = 2.14(In)
Flood volume = 22934.6 Cubic Feet
Total soil loss = 6040.3 Cubic Feet

Peak flow rate of this hydrograph = 6.616(CFS)

++

3 - H O U R S T O R M
R u n o f f H y d r o g r a p h

Hydrograph in 5 Minute intervals ((CFS))

```
Time(h+m) Volume Ac.Ft   Q(CFS)  0        2.5       5.0       7.5      10.0
-----------------------------------------------------------------------
  0+ 5       0.0018      0.26  VQ        |         |         |         |
  0+10       0.0059      0.59  V Q       |         |         |         |
  0+15       0.0100      0.59  V Q       |         |         |         |
  0+20       0.0146      0.67  |VQ       |         |         |         |
  0+25       0.0204      0.84  |V Q      |         |         |         |
  0+30       0.0271      0.98  | VQ      |         |         |         |
  0+35       0.0342      1.02  | V Q     |         |         |         |
  0+40       0.0412      1.03  |  VQ     |         |         |         |
  0+45       0.0491      1.15  |  VQ     |         |         |         |
  0+50       0.0564      1.06  |   Q     |         |         |         |
  0+55       0.0631      0.97  |  QV     |         |         |         |
  1+ 0       0.0704      1.06  |   QV    |         |         |         |
  1+ 5       0.0793      1.30  |    QV   |         |         |         |
  1+10       0.0896      1.50  |    QV   |         |         |         |
  1+15       0.1003      1.54  |     QV  |         |         |         |
  1+20       0.1105      1.49  |    Q  V |         |         |         |
  1+25       0.1217      1.62  |     Q  V|         |         |         |
  1+30       0.1348      1.91  |      Q  V         |         |         |
  1+35       0.1479      1.90  |      Q  |V        |         |         |
  1+40       0.1610      1.90  |      Q  | V       |         |         |
  1+45       0.1764      2.24  |       Q |  V      |         |         |
  1+50       0.1933      2.46  |        Q|   V     |         |         |
  1+55       0.2096      2.36  |        Q|    V    |         |         |
  2+ 0       0.2255      2.31  |        Q|      V  |         |         |
  2+ 5       0.2418      2.37  |        Q|       V |         |         |
  2+10       0.2612      2.82  |         |Q       V|         |         |
```

```
   2+15       0.2862      3.63  |         |   Q     |V        |         |
   2+20       0.3107      3.55  |         |   Q     |  V      |         |
   2+25       0.3396      4.20  |         |     Q   |    V    |         |
   2+30       0.3793      5.77  |         |         |  Q   V  |         |
   2+35       0.4249      6.62  |         |         |     Q   | V       |
   2+40       0.4684      6.32  |         |         |    Q    |    V    |
   2+45       0.4959      3.99  |         |    Q    |         |      V  |
   2+50       0.5094      1.96  |      Q  |         |         |       V |
   2+55       0.5192      1.42  |    Q    |         |         |        V|
   3+ 0       0.5247      0.80  |  Q      |         |         |        V|
   3+ 5       0.5260      0.19  Q         |         |         |        V|
   3+10       0.5264      0.06  Q         |         |         |        V|
   3+15       0.5265      0.02  Q         |         |         |        V|
   3+20       0.5265      0.00  Q         |         |         |         V
-----------------------------------------------------------------
```

```
          U n i t   H y d r o g r a p h    A n a l y s i s

          Copyright (c) CIVILCADD/CIVILDESIGN, 1989 - 2004, Version 7.0
                    Study date  03/26/20 File: d6100.out


++++++++++++++++++++++++++++++++++++++++++++++++++++++++++++++++++++++++++++
------------------------------------------------------------------------------

Riverside County Synthetic Unit Hydrology Method
RCFC & WCD Manual date - April 1978


Program License Serial Number 4027

-------------------------------------------------------------------
 English (in-lb) Input Units Used
 English Rainfall Data (Inches) Input Values Used

 English Units used in output format



-------------------------------------------------------------------
Basin "DD"



-------------------------------------------------------------------
Drainage Area =       3.73(Ac.)  =      0.006 Sq. Mi.
Drainage Area for Depth-Area Areal Adjustment =       3.73(Ac.)  =      0.006 Sq. Mi.
Length along longest watercourse =    1050.00(Ft.)
Length along longest watercourse measured to centroid =     800.00(Ft.)
Length along longest watercourse =      0.199 Mi.
Length along longest watercourse measured to centroid =      0.152 Mi.
Difference in elevation =       8.30(Ft.)
Slope along watercourse =     41.7371 Ft./Mi.
Average Manning's 'N' = 0.015
Lag time =    0.047 Hr.
Lag time =     2.81 Min.
25% of lag time =     0.70 Min.
40% of lag time =     1.12 Min.
Unit time =     5.00 Min.
Duration of storm = 6 Hour(s)
User Entered Base Flow =     0.00(CFS)

2 YEAR Area rainfall data:


Area(Ac.)[1]       Rainfall(In)[2]      Weighting[1*2]
        3.73                0.73                          2.71

100 YEAR Area rainfall data:


Area(Ac.)[1]       Rainfall(In)[2]      Weighting[1*2]
        3.73                2.75                         10.26

STORM EVENT (YEAR) =  100.00
Area Averaged 2-Year Rainfall =    0.727(In)
Area Averaged 100-Year Rainfall =    2.750(In)

Point rain (area averaged) =    2.750(In)
Areal adjustment factor =  100.00 %
Adjusted average point rain =    2.750(In)

Sub-Area Data:
Area(Ac.)         Runoff Index   Impervious %
     0.410           58.00         0.150
     0.290           58.00         0.300
     2.280           56.00         0.550
     0.750           58.00         0.900
 Total Area Entered =      3.73(Ac.)


RI    RI   Infil. Rate Impervious   Adj. Infil. Rate  Area%     F
AMC2 AMC-3     (In/Hr)    (Dec.%)     (In/Hr)      (Dec.)    (In/Hr)
58.0  76.4      0.286     0.150        0.248       0.110      0.027
58.0  76.4      0.286     0.300        0.209       0.078      0.016
56.0  74.8      0.305     0.550        0.154       0.611      0.094
58.0  76.4      0.286     0.900        0.054       0.201      0.011
                                                Sum (F) =   0.149
Area averaged mean soil loss (F) (In/Hr) =  0.149
Minimum soil loss rate ((In/Hr)) =  0.074
(for 24 hour storm duration)
Soil low loss rate (decimal) =   0.600
-------------------------------------------------------------------

                    U n i t  H y d r o g r a p h
                              DESERT S-Curve
-------------------------------------------------------------------
                    Unit Hydrograph Data
-------------------------------------------------------------------
Unit time period   Time % of lag   Distribution   Unit Hydrograph
```

	(hrs)		Graph %	(CFS)
1	0.083	177.988	37.970	1.427
2	0.167	355.976	47.103	1.771
3	0.250	533.965	10.113	0.380
4	0.333	711.953	3.406	0.128
5	0.417	889.941	1.408	0.053
			Sum = 100.000 Sum=	3.759

Unit	Time (Hr.)	Pattern Percent	Storm Rain (In/Hr)	Loss rate(In./Hr) Max	Low	Effective (In/Hr)
1	0.08	0.50	0.165	0.149	---	0.02
2	0.17	0.60	0.198	0.149	---	0.05
3	0.25	0.60	0.198	0.149	---	0.05
4	0.33	0.60	0.198	0.149	---	0.05
5	0.42	0.60	0.198	0.149	---	0.05
6	0.50	0.70	0.231	0.149	---	0.08
7	0.58	0.70	0.231	0.149	---	0.08
8	0.67	0.70	0.231	0.149	---	0.08
9	0.75	0.70	0.231	0.149	---	0.08
10	0.83	0.70	0.231	0.149	---	0.08
11	0.92	0.70	0.231	0.149	---	0.08
12	1.00	0.80	0.264	0.149	---	0.12
13	1.08	0.80	0.264	0.149	---	0.12
14	1.17	0.80	0.264	0.149	---	0.12
15	1.25	0.80	0.264	0.149	---	0.12
16	1.33	0.80	0.264	0.149	---	0.12
17	1.42	0.80	0.264	0.149	---	0.12
18	1.50	0.80	0.264	0.149	---	0.12
19	1.58	0.80	0.264	0.149	---	0.12
20	1.67	0.80	0.264	0.149	---	0.12
21	1.75	0.80	0.264	0.149	---	0.12
22	1.83	0.80	0.264	0.149	---	0.12
23	1.92	0.80	0.264	0.149	---	0.12
24	2.00	0.90	0.297	0.149	---	0.15
25	2.08	0.80	0.264	0.149	---	0.12
26	2.17	0.90	0.297	0.149	---	0.15
27	2.25	0.90	0.297	0.149	---	0.15
28	2.33	0.90	0.297	0.149	---	0.15
29	2.42	0.90	0.297	0.149	---	0.15
30	2.50	0.90	0.297	0.149	---	0.15
31	2.58	0.90	0.297	0.149	---	0.15
32	2.67	0.90	0.297	0.149	---	0.15
33	2.75	1.00	0.330	0.149	---	0.18
34	2.83	1.00	0.330	0.149	---	0.18
35	2.92	1.00	0.330	0.149	---	0.18
36	3.00	1.00	0.330	0.149	---	0.18
37	3.08	1.00	0.330	0.149	---	0.18
38	3.17	1.10	0.363	0.149	---	0.21
39	3.25	1.10	0.363	0.149	---	0.21
40	3.33	1.10	0.363	0.149	---	0.21
41	3.42	1.20	0.396	0.149	---	0.25
42	3.50	1.30	0.429	0.149	---	0.28
43	3.58	1.40	0.462	0.149	---	0.31
44	3.67	1.40	0.462	0.149	---	0.31
45	3.75	1.50	0.495	0.149	---	0.35
46	3.83	1.50	0.495	0.149	---	0.35
47	3.92	1.60	0.528	0.149	---	0.38
48	4.00	1.60	0.528	0.149	---	0.38
49	4.08	1.70	0.561	0.149	---	0.41
50	4.17	1.80	0.594	0.149	---	0.45
51	4.25	1.90	0.627	0.149	---	0.48
52	4.33	2.00	0.660	0.149	---	0.51
53	4.42	2.10	0.693	0.149	---	0.54
54	4.50	2.10	0.693	0.149	---	0.54
55	4.58	2.20	0.726	0.149	---	0.58
56	4.67	2.30	0.759	0.149	---	0.61
57	4.75	2.40	0.792	0.149	---	0.64
58	4.83	2.40	0.792	0.149	---	0.64
59	4.92	2.50	0.825	0.149	---	0.68
60	5.00	2.60	0.858	0.149	---	0.71
61	5.08	3.10	1.023	0.149	---	0.87
62	5.17	3.60	1.188	0.149	---	1.04
63	5.25	3.90	1.287	0.149	---	1.14
64	5.33	4.20	1.386	0.149	---	1.24
65	5.42	4.70	1.551	0.149	---	1.40
66	5.50	5.60	1.848	0.149	---	1.70
67	5.58	1.90	0.627	0.149	---	0.48
68	5.67	0.90	0.297	0.149	---	0.15
69	5.75	0.60	0.198	0.149	---	0.05
70	5.83	0.50	0.165	0.149	---	0.02
71	5.92	0.30	0.099	0.149	0.059	0.04
72	6.00	0.20	0.066	0.149	0.040	0.03
Sum =		100.0			Sum =	22.5

Flood volume = Effective rainfall 1.87(In)
times area 3.7(Ac.)/[(In)/(Ft.)] = 0.6(Ac.Ft)
Total soil loss = 0.88(In)
Total soil loss = 0.272(Ac.Ft)
Total rainfall = 2.75(In)
Flood volume = 25377.6 Cubic Feet
Total soil loss = 11856.7 Cubic Feet

Peak flow rate of this hydrograph = 5.582(CFS)

```
          ----------------------------------------------------------------
          ++++++++++++++++++++++++++++++++++++++++++++++++++++++++++++++++
                                6 - H O U R    S T O R M
                            R u n o f f     H y d r o g r a p h
          ----------------------------------------------------------------
                       Hydrograph in   5   Minute intervals ((CFS))

          ----------------------------------------------------------------
 Time(h+m) Volume Ac.Ft   Q(CFS)  0        2.5       5.0       7.5      10.0
 ------------------------------------------------------------------------
   0+ 5       0.0002      0.02  Q         |         |         |         |
   0+10       0.0008      0.10  Q         |         |         |         |
   0+15       0.0020      0.16  Q         |         |         |         |
   0+20       0.0032      0.18  Q         |         |         |         |
   0+25       0.0045      0.18  Q         |         |         |         |
   0+30       0.0061      0.23  Q         |         |         |         |
   0+35       0.0081      0.29  VQ        |         |         |         |
   0+40       0.0102      0.30  VQ        |         |         |         |
   0+45       0.0123      0.31  VQ        |         |         |         |
   0+50       0.0144      0.31  VQ        |         |         |         |
   0+55       0.0165      0.31  |Q        |         |         |         |
   1+ 0       0.0190      0.36  |Q        |         |         |         |
   1+ 5       0.0219      0.42  |Q        |         |         |         |
   1+10       0.0248      0.43  |Q        |         |         |         |
   1+15       0.0278      0.43  |Q        |         |         |         |
   1+20       0.0308      0.43  |QV       |         |         |         |
   1+25       0.0338      0.43  |QV       |         |         |         |
   1+30       0.0367      0.43  |QV       |         |         |         |
   1+35       0.0397      0.43  |QV       |         |         |         |
   1+40       0.0427      0.43  |QV       |         |         |         |
   1+45       0.0457      0.43  |Q V      |         |         |         |
   1+50       0.0487      0.43  |Q V      |         |         |         |
   1+55       0.0517      0.43  |Q V      |         |         |         |
   2+ 0       0.0550      0.48  |Q V      |         |         |         |
   2+ 5       0.0584      0.49  |Q  V     |         |         |         |
   2+10       0.0618      0.49  |Q  V     |         |         |         |
   2+15       0.0655      0.54  | Q V     |         |         |         |
   2+20       0.0693      0.55  | Q V     |         |         |         |
   2+25       0.0732      0.56  | Q  V    |         |         |         |
   2+30       0.0770      0.56  | Q  V    |         |         |         |
   2+35       0.0808      0.56  | Q  V    |         |         |         |
   2+40       0.0847      0.56  | Q  V    |         |         |         |
   2+45       0.0888      0.60  | Q   V   |         |         |         |
   2+50       0.0934      0.66  | Q   V   |         |         |         |
   2+55       0.0981      0.68  | Q   V   |         |         |         |
   3+ 0       0.1028      0.68  | Q    V  |         |         |         |
   3+ 5       0.1074      0.68  | Q    V  |         |         |         |
   3+10       0.1125      0.73  | Q    V  |         |         |         |
   3+15       0.1179      0.79  |  Q    V |         |         |         |
   3+20       0.1234      0.80  |  Q    V |         |         |         |
   3+25       0.1293      0.85  |  Q    V |         |         |         |
   3+30       0.1359      0.96  |  Q     V|         |         |         |
   3+35       0.1433      1.08  |   Q    V|         |         |         |
   3+40       0.1512      1.15  |   Q     V         |         |         |
   3+45       0.1596      1.22  |   Q     V         |         |         |
   3+50       0.1684      1.28  |    Q    |V        |         |         |
   3+55       0.1777      1.34  |    Q    | V       |         |         |
   4+ 0       0.1874      1.41  |    Q    | V       |         |         |
   4+ 5       0.1975      1.47  |    Q    |  V      |         |         |
   4+10       0.2083      1.58  |     Q   |   V     |         |         |
   4+15       0.2200      1.70  |     Q   |    V    |         |         |
   4+20       0.2326      1.82  |      Q  |    V    |         |         |
   4+25       0.2460      1.94  |      Q  |     V   |         |         |
   4+30       0.2599      2.02  |       Q |      V  |         |         |
   4+35       0.2742      2.09  |       Q |       V |         |         |
   4+40       0.2894      2.20  |       Q |        V|         |         |
   4+45       0.3053      2.32  |        Q|         V         |         |
   4+50       0.3218      2.39  |        Q|         | V       |         |
   4+55       0.3388      2.46  |        Q|         |  V      |         |
   5+ 0       0.3565      2.57  |         Q         |   V     |         |
   5+ 5       0.3763      2.88  |         |Q        |    V    |         |
   5+10       0.3999      3.42  |         |  Q      |      V  |         |
   5+15       0.4269      3.93  |         |    Q    |        V|         |
   5+20       0.4567      4.33  |         |      Q  |         |V        |
   5+25       0.4898      4.81  |         |        Q|         |  V      |
   5+30       0.5283      5.58  |         |         | Q       |     V   |
   5+35       0.5589      4.45  |         |      Q  |         |       V |
   5+40       0.5723      1.95  |      Q  |         |         |        V|
   5+45       0.5779      0.81  |  Q      |         |         |        V|
   5+50       0.5801      0.32  |Q        |         |         |        V|
   5+55       0.5811      0.15  Q         |         |         |        V|
   6+ 0       0.5820      0.13  Q         |         |         |        V|
   6+ 5       0.5824      0.07  Q         |         |         |        V|
   6+10       0.5825      0.02  Q         |         |         |        V|
   6+15       0.5826      0.01  Q         |         |         |        V|
   6+20       0.5826      0.00  Q         |         |         |        V|
 ------------------------------------------------------------------------
```

```
          U n i t   H y d r o g r a p h    A n a l y s i s

          Copyright (c) CIVILCADD/CIVILDESIGN, 1989 - 2004, Version 7.0
                    Study date  03/26/20 File: d24100.out


++++++++++++++++++++++++++++++++++++++++++++++++++++++++++++++++++++++++++++++
------------------------------------------------------------------------------

Riverside County Synthetic Unit Hydrology Method
RCFC & WCD Manual date - April 1978


Program License Serial Number 4027

-------------------------------------------------------------------
 English (in-lb) Input Units Used
 English Rainfall Data (Inches) Input Values Used

 English Units used in output format



-------------------------------------------------------------------
Basin "DD"



-------------------------------------------------------------------
Drainage Area =       3.73(Ac.)  =      0.006 Sq. Mi.
Drainage Area for Depth-Area Areal Adjustment =       3.73(Ac.)  =      0.006 Sq. Mi.
Length along longest watercourse =    1050.00(Ft.)
Length along longest watercourse measured to centroid =     800.00(Ft.)
Length along longest watercourse =      0.199 Mi.
Length along longest watercourse measured to centroid =      0.152 Mi.
Difference in elevation =       8.30(Ft.)
Slope along watercourse =     41.7371 Ft./Mi.
Average Manning's 'N' = 0.015
Lag time =    0.047 Hr.
Lag time =     2.81 Min.
25% of lag time =     0.70 Min.
40% of lag time =     1.12 Min.
Unit time =     5.00 Min.
Duration of storm = 24 Hour(s)
User Entered Base Flow =     0.00(CFS)

2 YEAR Area rainfall data:


Area(Ac.)[1]       Rainfall(In)[2]      Weighting[1*2]
        3.73                1.16                          4.33

100 YEAR Area rainfall data:


Area(Ac.)[1]       Rainfall(In)[2]      Weighting[1*2]
        3.73                4.45                         16.60

STORM EVENT (YEAR) =  100.00
Area Averaged 2-Year Rainfall =    1.160(In)
Area Averaged 100-Year Rainfall =    4.450(In)

Point rain (area averaged) =    4.450(In)
Areal adjustment factor =  100.00 %
Adjusted average point rain =    4.450(In)

Sub-Area Data:
Area(Ac.)         Runoff Index   Impervious %
     0.410           58.00         0.150
     0.290           58.00         0.300
     2.280           56.00         0.550
     0.750           58.00         0.900
 Total Area Entered =      3.73(Ac.)


RI    RI   Infil. Rate Impervious   Adj. Infil. Rate  Area%     F
AMC2 AMC-3     (In/Hr)    (Dec.%)     (In/Hr)      (Dec.)    (In/Hr)
58.0  76.4      0.286     0.150        0.248       0.110      0.027
58.0  76.4      0.286     0.300        0.209       0.078      0.016
56.0  74.8      0.305     0.550        0.154       0.611      0.094
58.0  76.4      0.286     0.900        0.054       0.201      0.011
                                                Sum (F) =   0.149
Area averaged mean soil loss (F) (In/Hr) =  0.149
Minimum soil loss rate ((In/Hr)) =  0.074
(for 24 hour storm duration)
Soil low loss rate (decimal) =   0.600
-------------------------------------------------------------------

                    U n i t  H y d r o g r a p h
                              DESERT S-Curve
-------------------------------------------------------------------
                    Unit Hydrograph Data
-------------------------------------------------------------------
Unit time period   Time % of lag   Distribution   Unit Hydrograph
```

	(hrs)		Graph %	(CFS)
1	0.083	177.988	37.970	1.427
2	0.167	355.976	47.103	1.771
3	0.250	533.965	10.113	0.380
4	0.333	711.953	3.406	0.128
5	0.417	889.941	1.408	0.053
			Sum = 100.000	Sum= 3.759

Unit	Time (Hr.)	Pattern Percent	Storm Rain (In/Hr)	Loss rate(In./Hr) Max	Low	Effective (In/Hr)
1	0.08	0.07	0.036	0.264	0.021	0.01
2	0.17	0.07	0.036	0.263	0.021	0.01
3	0.25	0.07	0.036	0.262	0.021	0.01
4	0.33	0.10	0.053	0.261	0.032	0.02
5	0.42	0.10	0.053	0.260	0.032	0.02
6	0.50	0.10	0.053	0.259	0.032	0.02
7	0.58	0.10	0.053	0.258	0.032	0.02
8	0.67	0.10	0.053	0.257	0.032	0.02
9	0.75	0.10	0.053	0.256	0.032	0.02
10	0.83	0.13	0.071	0.255	0.043	0.03
11	0.92	0.13	0.071	0.254	0.043	0.03
12	1.00	0.13	0.071	0.253	0.043	0.03
13	1.08	0.10	0.053	0.252	0.032	0.02
14	1.17	0.10	0.053	0.251	0.032	0.02
15	1.25	0.10	0.053	0.250	0.032	0.02
16	1.33	0.10	0.053	0.249	0.032	0.02
17	1.42	0.10	0.053	0.248	0.032	0.02
18	1.50	0.10	0.053	0.247	0.032	0.02
19	1.58	0.10	0.053	0.246	0.032	0.02
20	1.67	0.10	0.053	0.245	0.032	0.02
21	1.75	0.10	0.053	0.244	0.032	0.02
22	1.83	0.13	0.071	0.243	0.043	0.03
23	1.92	0.13	0.071	0.242	0.043	0.03
24	2.00	0.13	0.071	0.241	0.043	0.03
25	2.08	0.13	0.071	0.240	0.043	0.03
26	2.17	0.13	0.071	0.239	0.043	0.03
27	2.25	0.13	0.071	0.238	0.043	0.03
28	2.33	0.13	0.071	0.237	0.043	0.03
29	2.42	0.13	0.071	0.236	0.043	0.03
30	2.50	0.13	0.071	0.235	0.043	0.03
31	2.58	0.17	0.089	0.234	0.053	0.04
32	2.67	0.17	0.089	0.233	0.053	0.04
33	2.75	0.17	0.089	0.232	0.053	0.04
34	2.83	0.17	0.089	0.231	0.053	0.04
35	2.92	0.17	0.089	0.230	0.053	0.04
36	3.00	0.17	0.089	0.229	0.053	0.04
37	3.08	0.17	0.089	0.228	0.053	0.04
38	3.17	0.17	0.089	0.227	0.053	0.04
39	3.25	0.17	0.089	0.226	0.053	0.04
40	3.33	0.17	0.089	0.225	0.053	0.04
41	3.42	0.17	0.089	0.224	0.053	0.04
42	3.50	0.17	0.089	0.223	0.053	0.04
43	3.58	0.17	0.089	0.223	0.053	0.04
44	3.67	0.17	0.089	0.222	0.053	0.04
45	3.75	0.17	0.089	0.221	0.053	0.04
46	3.83	0.20	0.107	0.220	0.064	0.04
47	3.92	0.20	0.107	0.219	0.064	0.04
48	4.00	0.20	0.107	0.218	0.064	0.04
49	4.08	0.20	0.107	0.217	0.064	0.04
50	4.17	0.20	0.107	0.216	0.064	0.04
51	4.25	0.20	0.107	0.215	0.064	0.04
52	4.33	0.23	0.125	0.214	0.075	0.05
53	4.42	0.23	0.125	0.213	0.075	0.05
54	4.50	0.23	0.125	0.212	0.075	0.05
55	4.58	0.23	0.125	0.211	0.075	0.05
56	4.67	0.23	0.125	0.211	0.075	0.05
57	4.75	0.23	0.125	0.210	0.075	0.05
58	4.83	0.27	0.142	0.209	0.085	0.06
59	4.92	0.27	0.142	0.208	0.085	0.06
60	5.00	0.27	0.142	0.207	0.085	0.06
61	5.08	0.20	0.107	0.206	0.064	0.04
62	5.17	0.20	0.107	0.205	0.064	0.04
63	5.25	0.20	0.107	0.204	0.064	0.04
64	5.33	0.23	0.125	0.203	0.075	0.05
65	5.42	0.23	0.125	0.202	0.075	0.05
66	5.50	0.23	0.125	0.202	0.075	0.05
67	5.58	0.27	0.142	0.201	0.085	0.06
68	5.67	0.27	0.142	0.200	0.085	0.06
69	5.75	0.27	0.142	0.199	0.085	0.06
70	5.83	0.27	0.142	0.198	0.085	0.06
71	5.92	0.27	0.142	0.197	0.085	0.06
72	6.00	0.27	0.142	0.196	0.085	0.06
73	6.08	0.30	0.160	0.195	0.096	0.06
74	6.17	0.30	0.160	0.195	0.096	0.06
75	6.25	0.30	0.160	0.194	0.096	0.06
76	6.33	0.30	0.160	0.193	0.096	0.06
77	6.42	0.30	0.160	0.192	0.096	0.06
78	6.50	0.30	0.160	0.191	0.096	0.06
79	6.58	0.33	0.178	0.190	0.107	0.07
80	6.67	0.33	0.178	0.189	0.107	0.07
81	6.75	0.33	0.178	0.189	0.107	0.07
82	6.83	0.33	0.178	0.188	0.107	0.07

83	6.92	0.33	0.178	0.187	0.107	0.07
84	7.00	0.33	0.178	0.186	0.107	0.07
85	7.08	0.33	0.178	0.185	0.107	0.07
86	7.17	0.33	0.178	0.184	0.107	0.07
87	7.25	0.33	0.178	0.183	0.107	0.07
88	7.33	0.37	0.196	0.183	---	0.01
89	7.42	0.37	0.196	0.182	---	0.01
90	7.50	0.37	0.196	0.181	---	0.01
91	7.58	0.40	0.214	0.180	---	0.03
92	7.67	0.40	0.214	0.179	---	0.03
93	7.75	0.40	0.214	0.178	---	0.04
94	7.83	0.43	0.231	0.178	---	0.05
95	7.92	0.43	0.231	0.177	---	0.05
96	8.00	0.43	0.231	0.176	---	0.06
97	8.08	0.50	0.267	0.175	---	0.09
98	8.17	0.50	0.267	0.174	---	0.09
99	8.25	0.50	0.267	0.174	---	0.09
100	8.33	0.50	0.267	0.173	---	0.09
101	8.42	0.50	0.267	0.172	---	0.10
102	8.50	0.50	0.267	0.171	---	0.10
103	8.58	0.53	0.285	0.170	---	0.11
104	8.67	0.53	0.285	0.170	---	0.12
105	8.75	0.53	0.285	0.169	---	0.12
106	8.83	0.57	0.303	0.168	---	0.13
107	8.92	0.57	0.303	0.167	---	0.14
108	9.00	0.57	0.303	0.166	---	0.14
109	9.08	0.63	0.338	0.166	---	0.17
110	9.17	0.63	0.338	0.165	---	0.17
111	9.25	0.63	0.338	0.164	---	0.17
112	9.33	0.67	0.356	0.163	---	0.19
113	9.42	0.67	0.356	0.162	---	0.19
114	9.50	0.67	0.356	0.162	---	0.19
115	9.58	0.70	0.374	0.161	---	0.21
116	9.67	0.70	0.374	0.160	---	0.21
117	9.75	0.70	0.374	0.159	---	0.21
118	9.83	0.73	0.392	0.159	---	0.23
119	9.92	0.73	0.392	0.158	---	0.23
120	10.00	0.73	0.392	0.157	---	0.23
121	10.08	0.50	0.267	0.156	---	0.11
122	10.17	0.50	0.267	0.156	---	0.11
123	10.25	0.50	0.267	0.155	---	0.11
124	10.33	0.50	0.267	0.154	---	0.11
125	10.42	0.50	0.267	0.153	---	0.11
126	10.50	0.50	0.267	0.153	---	0.11
127	10.58	0.67	0.356	0.152	---	0.20
128	10.67	0.67	0.356	0.151	---	0.20
129	10.75	0.67	0.356	0.150	---	0.21
130	10.83	0.67	0.356	0.150	---	0.21
131	10.92	0.67	0.356	0.149	---	0.21
132	11.00	0.67	0.356	0.148	---	0.21
133	11.08	0.63	0.338	0.147	---	0.19
134	11.17	0.63	0.338	0.147	---	0.19
135	11.25	0.63	0.338	0.146	---	0.19
136	11.33	0.63	0.338	0.145	---	0.19
137	11.42	0.63	0.338	0.144	---	0.19
138	11.50	0.63	0.338	0.144	---	0.19
139	11.58	0.57	0.303	0.143	---	0.16
140	11.67	0.57	0.303	0.142	---	0.16
141	11.75	0.57	0.303	0.142	---	0.16
142	11.83	0.60	0.320	0.141	---	0.18
143	11.92	0.60	0.320	0.140	---	0.18
144	12.00	0.60	0.320	0.140	---	0.18
145	12.08	0.83	0.445	0.139	---	0.31
146	12.17	0.83	0.445	0.138	---	0.31
147	12.25	0.83	0.445	0.137	---	0.31
148	12.33	0.87	0.463	0.137	---	0.33
149	12.42	0.87	0.463	0.136	---	0.33
150	12.50	0.87	0.463	0.135	---	0.33
151	12.58	0.93	0.498	0.135	---	0.36
152	12.67	0.93	0.498	0.134	---	0.36
153	12.75	0.93	0.498	0.133	---	0.37
154	12.83	0.97	0.516	0.133	---	0.38
155	12.92	0.97	0.516	0.132	---	0.38
156	13.00	0.97	0.516	0.131	---	0.38
157	13.08	1.13	0.605	0.131	---	0.47
158	13.17	1.13	0.605	0.130	---	0.48
159	13.25	1.13	0.605	0.129	---	0.48
160	13.33	1.13	0.605	0.129	---	0.48
161	13.42	1.13	0.605	0.128	---	0.48
162	13.50	1.13	0.605	0.127	---	0.48
163	13.58	0.77	0.409	0.127	---	0.28
164	13.67	0.77	0.409	0.126	---	0.28
165	13.75	0.77	0.409	0.125	---	0.28
166	13.83	0.77	0.409	0.125	---	0.28
167	13.92	0.77	0.409	0.124	---	0.29
168	14.00	0.77	0.409	0.124	---	0.29
169	14.08	0.90	0.481	0.123	---	0.36
170	14.17	0.90	0.481	0.122	---	0.36
171	14.25	0.90	0.481	0.122	---	0.36
172	14.33	0.87	0.463	0.121	---	0.34
173	14.42	0.87	0.463	0.120	---	0.34
174	14.50	0.87	0.463	0.120	---	0.34
175	14.58	0.87	0.463	0.119	---	0.34
176	14.67	0.87	0.463	0.119	---	0.34
177	14.75	0.87	0.463	0.118	---	0.34

178	14.83	0.83	0.445	0.117	---	0.33
179	14.92	0.83	0.445	0.117	---	0.33
180	15.00	0.83	0.445	0.116	---	0.33
181	15.08	0.80	0.427	0.116	---	0.31
182	15.17	0.80	0.427	0.115	---	0.31
183	15.25	0.80	0.427	0.114	---	0.31
184	15.33	0.77	0.409	0.114	---	0.30
185	15.42	0.77	0.409	0.113	---	0.30
186	15.50	0.77	0.409	0.113	---	0.30
187	15.58	0.63	0.338	0.112	---	0.23
188	15.67	0.63	0.338	0.111	---	0.23
189	15.75	0.63	0.338	0.111	---	0.23
190	15.83	0.63	0.338	0.110	---	0.23
191	15.92	0.63	0.338	0.110	---	0.23
192	16.00	0.63	0.338	0.109	---	0.23
193	16.08	0.13	0.071	0.109	0.043	0.03
194	16.17	0.13	0.071	0.108	0.043	0.03
195	16.25	0.13	0.071	0.108	0.043	0.03
196	16.33	0.13	0.071	0.107	0.043	0.03
197	16.42	0.13	0.071	0.106	0.043	0.03
198	16.50	0.13	0.071	0.106	0.043	0.03
199	16.58	0.10	0.053	0.105	0.032	0.02
200	16.67	0.10	0.053	0.105	0.032	0.02
201	16.75	0.10	0.053	0.104	0.032	0.02
202	16.83	0.10	0.053	0.104	0.032	0.02
203	16.92	0.10	0.053	0.103	0.032	0.02
204	17.00	0.10	0.053	0.103	0.032	0.02
205	17.08	0.17	0.089	0.102	0.053	0.04
206	17.17	0.17	0.089	0.102	0.053	0.04
207	17.25	0.17	0.089	0.101	0.053	0.04
208	17.33	0.17	0.089	0.101	0.053	0.04
209	17.42	0.17	0.089	0.100	0.053	0.04
210	17.50	0.17	0.089	0.100	0.053	0.04
211	17.58	0.17	0.089	0.099	0.053	0.04
212	17.67	0.17	0.089	0.099	0.053	0.04
213	17.75	0.17	0.089	0.098	0.053	0.04
214	17.83	0.13	0.071	0.098	0.043	0.03
215	17.92	0.13	0.071	0.097	0.043	0.03
216	18.00	0.13	0.071	0.097	0.043	0.03
217	18.08	0.13	0.071	0.096	0.043	0.03
218	18.17	0.13	0.071	0.096	0.043	0.03
219	18.25	0.13	0.071	0.095	0.043	0.03
220	18.33	0.13	0.071	0.095	0.043	0.03
221	18.42	0.13	0.071	0.094	0.043	0.03
222	18.50	0.13	0.071	0.094	0.043	0.03
223	18.58	0.10	0.053	0.093	0.032	0.02
224	18.67	0.10	0.053	0.093	0.032	0.02
225	18.75	0.10	0.053	0.093	0.032	0.02
226	18.83	0.07	0.036	0.092	0.021	0.01
227	18.92	0.07	0.036	0.092	0.021	0.01
228	19.00	0.07	0.036	0.091	0.021	0.01
229	19.08	0.10	0.053	0.091	0.032	0.02
230	19.17	0.10	0.053	0.090	0.032	0.02
231	19.25	0.10	0.053	0.090	0.032	0.02
232	19.33	0.13	0.071	0.090	0.043	0.03
233	19.42	0.13	0.071	0.089	0.043	0.03
234	19.50	0.13	0.071	0.089	0.043	0.03
235	19.58	0.10	0.053	0.088	0.032	0.02
236	19.67	0.10	0.053	0.088	0.032	0.02
237	19.75	0.10	0.053	0.088	0.032	0.02
238	19.83	0.07	0.036	0.087	0.021	0.01
239	19.92	0.07	0.036	0.087	0.021	0.01
240	20.00	0.07	0.036	0.086	0.021	0.01
241	20.08	0.10	0.053	0.086	0.032	0.02
242	20.17	0.10	0.053	0.086	0.032	0.02
243	20.25	0.10	0.053	0.085	0.032	0.02
244	20.33	0.10	0.053	0.085	0.032	0.02
245	20.42	0.10	0.053	0.084	0.032	0.02
246	20.50	0.10	0.053	0.084	0.032	0.02
247	20.58	0.10	0.053	0.084	0.032	0.02
248	20.67	0.10	0.053	0.083	0.032	0.02
249	20.75	0.10	0.053	0.083	0.032	0.02
250	20.83	0.07	0.036	0.083	0.021	0.01
251	20.92	0.07	0.036	0.082	0.021	0.01
252	21.00	0.07	0.036	0.082	0.021	0.01
253	21.08	0.10	0.053	0.082	0.032	0.02
254	21.17	0.10	0.053	0.081	0.032	0.02
255	21.25	0.10	0.053	0.081	0.032	0.02
256	21.33	0.07	0.036	0.081	0.021	0.01
257	21.42	0.07	0.036	0.080	0.021	0.01
258	21.50	0.07	0.036	0.080	0.021	0.01
259	21.58	0.10	0.053	0.080	0.032	0.02
260	21.67	0.10	0.053	0.080	0.032	0.02
261	21.75	0.10	0.053	0.079	0.032	0.02
262	21.83	0.07	0.036	0.079	0.021	0.01
263	21.92	0.07	0.036	0.079	0.021	0.01
264	22.00	0.07	0.036	0.079	0.021	0.01
265	22.08	0.10	0.053	0.078	0.032	0.02
266	22.17	0.10	0.053	0.078	0.032	0.02
267	22.25	0.10	0.053	0.078	0.032	0.02
268	22.33	0.07	0.036	0.078	0.021	0.01
269	22.42	0.07	0.036	0.077	0.021	0.01
270	22.50	0.07	0.036	0.077	0.021	0.01
271	22.58	0.07	0.036	0.077	0.021	0.01
272	22.67	0.07	0.036	0.077	0.021	0.01

273	22.75	0.07	0.036	0.076	0.021	0.01
274	22.83	0.07	0.036	0.076	0.021	0.01
275	22.92	0.07	0.036	0.076	0.021	0.01
276	23.00	0.07	0.036	0.076	0.021	0.01
277	23.08	0.07	0.036	0.076	0.021	0.01
278	23.17	0.07	0.036	0.075	0.021	0.01
279	23.25	0.07	0.036	0.075	0.021	0.01
280	23.33	0.07	0.036	0.075	0.021	0.01
281	23.42	0.07	0.036	0.075	0.021	0.01
282	23.50	0.07	0.036	0.075	0.021	0.01
283	23.58	0.07	0.036	0.075	0.021	0.01
284	23.67	0.07	0.036	0.075	0.021	0.01
285	23.75	0.07	0.036	0.075	0.021	0.01
286	23.83	0.07	0.036	0.074	0.021	0.01
287	23.92	0.07	0.036	0.074	0.021	0.01
288	24.00	0.07	0.036	0.074	0.021	0.01
Sum =		100.0			Sum =	29.8

```
Flood volume = Effective rainfall      2.49(In)
 times area       3.7(Ac.)/[(In)/(Ft.)] =       0.8(Ac.Ft)
Total soil loss =      1.96(In)
Total soil loss =     0.610(Ac.Ft)
Total rainfall =      4.45(In)
Flood volume =       33666.6 Cubic Feet
Total soil loss =       26585.6 Cubic Feet
--------------------------------------------------------------------
 Peak flow rate of this hydrograph =      1.795(CFS)
--------------------------------------------------------------------
++++++++++++++++++++++++++++++++++++++++++++++++++++++++++++++++++++
                      24 - H O U R    S T O R M
                 R u n o f f      H y d r o g r a p h
--------------------------------------------------------------------
            Hydrograph in   5   Minute intervals ((CFS))

--------------------------------------------------------------------
```

Time(h+m)	Volume Ac.Ft	Q(CFS)	0	2.5	5.0	7.5	10.0
0+ 5	0.0001	0.02	Q	|	|	|	|
0+10	0.0005	0.05	Q	|	|	|	|
0+15	0.0008	0.05	Q	|	|	|	|
0+20	0.0012	0.06	Q	|	|	|	|
0+25	0.0018	0.08	Q	|	|	|	|
0+30	0.0023	0.08	Q	|	|	|	|
0+35	0.0029	0.08	Q	|	|	|	|
0+40	0.0034	0.08	Q	|	|	|	|
0+45	0.0040	0.08	Q	|	|	|	|
0+50	0.0046	0.09	Q	|	|	|	|
0+55	0.0053	0.10	Q	|	|	|	|
1+ 0	0.0060	0.11	Q	|	|	|	|
1+ 5	0.0067	0.10	Q	|	|	|	|
1+10	0.0073	0.08	Q	|	|	|	|
1+15	0.0078	0.08	Q	|	|	|	|
1+20	0.0084	0.08	Q	|	|	|	|
1+25	0.0089	0.08	Q	|	|	|	|
1+30	0.0095	0.08	Q	|	|	|	|
1+35	0.0101	0.08	Q	|	|	|	|
1+40	0.0106	0.08	Q	|	|	|	|
1+45	0.0112	0.08	Q	|	|	|	|
1+50	0.0118	0.09	Q	|	|	|	|
1+55	0.0125	0.10	Q	|	|	|	|
2+ 0	0.0132	0.11	Q	|	|	|	|
2+ 5	0.0140	0.11	Q	|	|	|	|
2+10	0.0147	0.11	Q	|	|	|	|
2+15	0.0154	0.11	Q	|	|	|	|
2+20	0.0162	0.11	Q	|	|	|	|
2+25	0.0169	0.11	Q	|	|	|	|
2+30	0.0176	0.11	Q	|	|	|	|
2+35	0.0185	0.12	Q	|	|	|	|
2+40	0.0193	0.13	QV	|	|	|	|
2+45	0.0203	0.13	QV	|	|	|	|
2+50	0.0212	0.13	QV	|	|	|	|
2+55	0.0221	0.13	QV	|	|	|	|
3+ 0	0.0230	0.13	QV	|	|	|	|
3+ 5	0.0239	0.13	QV	|	|	|	|
3+10	0.0249	0.13	QV	|	|	|	|
3+15	0.0258	0.13	QV	|	|	|	|
3+20	0.0267	0.13	QV	|	|	|	|
3+25	0.0276	0.13	QV	|	|	|	|
3+30	0.0286	0.13	QV	|	|	|	|
3+35	0.0295	0.13	QV	|	|	|	|
3+40	0.0304	0.13	QV	|	|	|	|
3+45	0.0313	0.13	QV	|	|	|	|
3+50	0.0323	0.14	QV	|	|	|	|
3+55	0.0334	0.16	QV	|	|	|	|
4+ 0	0.0345	0.16	QV	|	|	|	|
4+ 5	0.0356	0.16	QV	|	|	|	|
4+10	0.0367	0.16	QV	|	|	|	|
4+15	0.0378	0.16	QV	|	|	|	|
4+20	0.0390	0.17	Q V	|	|	|	|
4+25	0.0402	0.18	Q V	|	|	|	|
4+30	0.0415	0.19	Q V	|	|	|	|
4+35	0.0428	0.19	Q V	|	|	|	|
4+40	0.0441	0.19	Q V	|	|	|	|
4+45	0.0454	0.19	Q V	|	|	|	|
4+50	0.0468	0.20	Q V	|	|	|	|
4+55	0.0482	0.21	Q V	|	|	|	|

```
 5+ 0       0.0497      0.21  Q V       |         |         |         |
 5+ 5       0.0510      0.19  Q V       |         |         |         |
 5+10       0.0522      0.17  Q V       |         |         |         |
 5+15       0.0533      0.16  Q V       |         |         |         |
 5+20       0.0545      0.17  Q V       |         |         |         |
 5+25       0.0557      0.18  Q V       |         |         |         |
 5+30       0.0570      0.19  Q V       |         |         |         |
 5+35       0.0584      0.20  Q  V      |         |         |         |
 5+40       0.0598      0.21  Q  V      |         |         |         |
 5+45       0.0613      0.21  Q  V      |         |         |         |
 5+50       0.0628      0.21  Q  V      |         |         |         |
 5+55       0.0642      0.21  Q  V      |         |         |         |
 6+ 0       0.0657      0.21  Q  V      |         |         |         |
 6+ 5       0.0673      0.22  Q  V      |         |         |         |
 6+10       0.0689      0.24  Q  V      |         |         |         |
 6+15       0.0705      0.24  Q  V      |         |         |         |
 6+20       0.0722      0.24  Q  V      |         |         |         |
 6+25       0.0739      0.24  Q  V      |         |         |         |
 6+30       0.0755      0.24  Q  V      |         |         |         |
 6+35       0.0773      0.25  |Q V      |         |         |         |
 6+40       0.0791      0.26  |Q  V     |         |         |         |
 6+45       0.0809      0.27  |Q  V     |         |         |         |
 6+50       0.0827      0.27  |Q  V     |         |         |         |
 6+55       0.0846      0.27  |Q  V     |         |         |         |
 7+ 0       0.0864      0.27  |Q  V     |         |         |         |
 7+ 5       0.0883      0.27  |Q  V     |         |         |         |
 7+10       0.0901      0.27  |Q  V     |         |         |         |
 7+15       0.0920      0.27  |Q  V     |         |         |         |
 7+20       0.0932      0.18  Q   V     |         |         |         |
 7+25       0.0938      0.08  Q   V     |         |         |         |
 7+30       0.0943      0.06  Q   V     |         |         |         |
 7+35       0.0948      0.08  Q   V     |         |         |         |
 7+40       0.0956      0.12  Q   V     |         |         |         |
 7+45       0.0965      0.13  Q   V     |         |         |         |
 7+50       0.0976      0.16  Q    V    |         |         |         |
 7+55       0.0989      0.19  Q    V    |         |         |         |
 8+ 0       0.1003      0.20  Q    V    |         |         |         |
 8+ 5       0.1021      0.26  |Q   V    |         |         |         |
 8+10       0.1043      0.33  |Q   V    |         |         |         |
 8+15       0.1067      0.34  |Q   V    |         |         |         |
 8+20       0.1091      0.35  |Q   V    |         |         |         |
 8+25       0.1116      0.36  |Q   V    |         |         |         |
 8+30       0.1140      0.36  |Q   V    |         |         |         |
 8+35       0.1167      0.39  |Q    V   |         |         |         |
 8+40       0.1196      0.42  |Q    V   |         |         |         |
 8+45       0.1226      0.43  |Q    V   |         |         |         |
 8+50       0.1257      0.46  |Q    V   |         |         |         |
 8+55       0.1292      0.50  |Q    V   |         |         |         |
 9+ 0       0.1327      0.51  | Q   V   |         |         |         |
 9+ 5       0.1365      0.56  | Q    V  |         |         |         |
 9+10       0.1409      0.63  | Q    V  |         |         |         |
 9+15       0.1453      0.65  | Q    V  |         |         |         |
 9+20       0.1500      0.68  | Q    V  |         |         |         |
 9+25       0.1549      0.72  | Q     V |         |         |         |
 9+30       0.1599      0.73  | Q     V |         |         |         |
 9+35       0.1651      0.76  |  Q    V |         |         |         |
 9+40       0.1706      0.79  |  Q    V |         |         |         |
 9+45       0.1761      0.80  |  Q     V|         |         |         |
 9+50       0.1818      0.83  |  Q     V|         |         |         |
 9+55       0.1878      0.87  |  Q     V|         |         |         |
10+ 0       0.1938      0.88  |  Q      V         |         |         |
10+ 5       0.1987      0.70  | Q       V         |         |         |
10+10       0.2020      0.49  |Q        V         |         |         |
10+15       0.2051      0.44  |Q        V         |         |         |
10+20       0.2080      0.43  |Q        V         |         |         |
10+25       0.2110      0.43  |Q        V         |         |         |
10+30       0.2139      0.43  |Q        |V        |         |         |
10+35       0.2178      0.56  | Q       |V        |         |         |
10+40       0.2227      0.72  | Q       |V        |         |         |
10+45       0.2279      0.76  |  Q      |V        |         |         |
10+50       0.2332      0.77  |  Q      | V       |         |         |
10+55       0.2386      0.78  |  Q      | V       |         |         |
11+ 0       0.2439      0.78  |  Q      | V       |         |         |
11+ 5       0.2491      0.76  |  Q      | V       |         |         |
11+10       0.2542      0.73  | Q       |  V      |         |         |
11+15       0.2591      0.72  | Q       |  V      |         |         |
11+20       0.2641      0.72  | Q       |  V      |         |         |
11+25       0.2691      0.73  | Q       |  V      |         |         |
11+30       0.2742      0.73  | Q       |   V     |         |         |
11+35       0.2788      0.68  | Q       |   V     |         |         |
11+40       0.2831      0.62  | Q       |   V     |         |         |
11+45       0.2873      0.61  | Q       |   V     |         |         |
11+50       0.2917      0.63  | Q       |    V    |         |         |
11+55       0.2963      0.67  | Q       |    V    |         |         |
12+ 0       0.3009      0.67  | Q       |    V    |         |         |
12+ 5       0.3068      0.86  |  Q      |    V    |         |         |
12+10       0.3143      1.08  |   Q     |     V   |         |         |
12+15       0.3221      1.13  |   Q     |     V   |         |         |
12+20       0.3302      1.18  |   Q     |      V  |         |         |
12+25       0.3385      1.22  |   Q     |      V  |         |         |
12+30       0.3470      1.23  |   Q     |      V  |         |         |
12+35       0.3558      1.28  |    Q    |       V |         |         |
12+40       0.3651      1.35  |    Q    |       V |         |         |
12+45       0.3745      1.36  |    Q    |        V|         |         |
12+50       0.3841      1.40  |    Q    |        V|         |         |
```

```
12+55       0.3940      1.43  |    Q    |         V         |         |
13+ 0       0.4039      1.44  |    Q    |         V         |         |
13+ 5       0.4148      1.57  |     Q   |         |V        |         |
13+10       0.4267      1.74  |     Q   |         | V       |         |
13+15       0.4389      1.77  |      Q  |         | V       |         |
13+20       0.4512      1.79  |      Q  |         |  V      |         |
13+25       0.4636      1.79  |      Q  |         |  V      |         |
13+30       0.4759      1.80  |      Q  |         |   V     |         |
13+35       0.4864      1.52  |     Q   |         |    V    |         |
13+40       0.4945      1.17  |   Q     |         |    V    |         |
13+45       0.5020      1.10  |   Q     |         |    V    |         |
13+50       0.5095      1.08  |   Q     |         |     V   |         |
13+55       0.5169      1.07  |   Q     |         |     V   |         |
14+ 0       0.5242      1.07  |   Q     |         |      V  |         |
14+ 5       0.5324      1.18  |   Q     |         |      V  |         |
14+10       0.5413      1.31  |    Q    |         |       V |         |
14+15       0.5505      1.34  |    Q    |         |       V |         |
14+20       0.5596      1.32  |    Q    |         |       V |         |
14+25       0.5686      1.30  |    Q    |         |        V|         |
14+30       0.5775      1.29  |    Q    |         |        V|         |
14+35       0.5864      1.29  |    Q    |         |         V         |
14+40       0.5953      1.29  |    Q    |         |         V         |
14+45       0.6042      1.30  |    Q    |         |         |V        |
14+50       0.6129      1.27  |    Q    |         |         |V        |
14+55       0.6215      1.24  |   Q     |         |         | V       |
15+ 0       0.6300      1.24  |   Q     |         |         | V       |
15+ 5       0.6384      1.21  |   Q     |         |         |  V      |
15+10       0.6465      1.18  |   Q     |         |         |  V      |
15+15       0.6546      1.18  |   Q     |         |         |  V      |
15+20       0.6626      1.15  |   Q     |         |         |   V     |
15+25       0.6703      1.12  |   Q     |         |         |   V     |
15+30       0.6780      1.12  |   Q     |         |         |    V    |
15+35       0.6850      1.02  |   Q     |         |         |    V    |
15+40       0.6911      0.89  |  Q      |         |         |    V    |
15+45       0.6971      0.87  |  Q      |         |         |     V   |
15+50       0.7030      0.86  |  Q      |         |         |     V   |
15+55       0.7089      0.86  |  Q      |         |         |     V   |
16+ 0       0.7148      0.86  |  Q      |         |         |     V   |
16+ 5       0.7188      0.57  | Q       |         |         |      V  |
16+10       0.7203      0.22  Q         |         |         |      V  |
16+15       0.7213      0.14  Q         |         |         |      V  |
16+20       0.7221      0.12  Q         |         |         |      V  |
16+25       0.7228      0.11  Q         |         |         |      V  |
16+30       0.7236      0.11  Q         |         |         |      V  |
16+35       0.7242      0.10  Q         |         |         |      V  |
16+40       0.7248      0.08  Q         |         |         |      V  |
16+45       0.7254      0.08  Q         |         |         |      V  |
16+50       0.7259      0.08  Q         |         |         |      V  |
16+55       0.7265      0.08  Q         |         |         |      V  |
17+ 0       0.7270      0.08  Q         |         |         |      V  |
17+ 5       0.7277      0.10  Q         |         |         |      V  |
17+10       0.7286      0.13  Q         |         |         |      V  |
17+15       0.7295      0.13  Q         |         |         |      V  |
17+20       0.7304      0.13  Q         |         |         |      V  |
17+25       0.7314      0.13  Q         |         |         |      V  |
17+30       0.7323      0.13  Q         |         |         |      V  |
17+35       0.7332      0.13  Q         |         |         |      V  |
17+40       0.7341      0.13  Q         |         |         |      V  |
17+45       0.7350      0.13  Q         |         |         |       V |
17+50       0.7359      0.12  Q         |         |         |       V |
17+55       0.7367      0.11  Q         |         |         |       V |
18+ 0       0.7374      0.11  Q         |         |         |       V |
18+ 5       0.7381      0.11  Q         |         |         |       V |
18+10       0.7389      0.11  Q         |         |         |       V |
18+15       0.7396      0.11  Q         |         |         |       V |
18+20       0.7404      0.11  Q         |         |         |       V |
18+25       0.7411      0.11  Q         |         |         |       V |
18+30       0.7418      0.11  Q         |         |         |       V |
18+35       0.7425      0.10  Q         |         |         |       V |
18+40       0.7431      0.08  Q         |         |         |       V |
18+45       0.7436      0.08  Q         |         |         |       V |
18+50       0.7441      0.07  Q         |         |         |       V |
18+55       0.7445      0.06  Q         |         |         |       V |
19+ 0       0.7449      0.05  Q         |         |         |       V |
19+ 5       0.7453      0.06  Q         |         |         |       V |
19+10       0.7459      0.08  Q         |         |         |       V |
19+15       0.7464      0.08  Q         |         |         |       V |
19+20       0.7470      0.09  Q         |         |         |       V |
19+25       0.7477      0.10  Q         |         |         |       V |
19+30       0.7485      0.11  Q         |         |         |       V |
19+35       0.7491      0.10  Q         |         |         |       V |
19+40       0.7497      0.08  Q         |         |         |       V |
19+45       0.7503      0.08  Q         |         |         |       V |
19+50       0.7508      0.07  Q         |         |         |       V |
19+55       0.7512      0.06  Q         |         |         |       V |
20+ 0       0.7515      0.05  Q         |         |         |       V |
20+ 5       0.7520      0.06  Q         |         |         |       V |
20+10       0.7525      0.08  Q         |         |         |       V |
20+15       0.7531      0.08  Q         |         |         |       V |
20+20       0.7536      0.08  Q         |         |         |        V|
20+25       0.7542      0.08  Q         |         |         |        V|
20+30       0.7547      0.08  Q         |         |         |        V|
20+35       0.7553      0.08  Q         |         |         |        V|
20+40       0.7558      0.08  Q         |         |         |        V|
20+45       0.7564      0.08  Q         |         |         |        V|
```

```
  20+50       0.7569      0.07  Q         |         |         |        V|
  20+55       0.7573      0.06  Q         |         |         |        V|
  21+ 0       0.7576      0.05  Q         |         |         |        V|
  21+ 5       0.7581      0.06  Q         |         |         |        V|
  21+10       0.7586      0.08  Q         |         |         |        V|
  21+15       0.7591      0.08  Q         |         |         |        V|
  21+20       0.7596      0.07  Q         |         |         |        V|
  21+25       0.7600      0.06  Q         |         |         |        V|
  21+30       0.7604      0.05  Q         |         |         |        V|
  21+35       0.7608      0.06  Q         |         |         |        V|
  21+40       0.7614      0.08  Q         |         |         |        V|
  21+45       0.7619      0.08  Q         |         |         |        V|
  21+50       0.7624      0.07  Q         |         |         |        V|
  21+55       0.7628      0.06  Q         |         |         |        V|
  22+ 0       0.7632      0.05  Q         |         |         |        V|
  22+ 5       0.7636      0.06  Q         |         |         |        V|
  22+10       0.7641      0.08  Q         |         |         |        V|
  22+15       0.7647      0.08  Q         |         |         |        V|
  22+20       0.7652      0.07  Q         |         |         |        V|
  22+25       0.7656      0.06  Q         |         |         |        V|
  22+30       0.7659      0.05  Q         |         |         |        V|
  22+35       0.7663      0.05  Q         |         |         |        V|
  22+40       0.7667      0.05  Q         |         |         |        V|
  22+45       0.7670      0.05  Q         |         |         |        V|
  22+50       0.7674      0.05  Q         |         |         |        V|
  22+55       0.7678      0.05  Q         |         |         |        V|
  23+ 0       0.7681      0.05  Q         |         |         |        V|
  23+ 5       0.7685      0.05  Q         |         |         |        V|
  23+10       0.7689      0.05  Q         |         |         |        V|
  23+15       0.7693      0.05  Q         |         |         |        V|
  23+20       0.7696      0.05  Q         |         |         |        V|
  23+25       0.7700      0.05  Q         |         |         |        V|
  23+30       0.7704      0.05  Q         |         |         |        V|
  23+35       0.7707      0.05  Q         |         |         |        V|
  23+40       0.7711      0.05  Q         |         |         |        V|
  23+45       0.7715      0.05  Q         |         |         |        V|
  23+50       0.7718      0.05  Q         |         |         |        V|
  23+55       0.7722      0.05  Q         |         |         |        V|
  24+ 0       0.7726      0.05  Q         |         |         |        V|
  24+ 5       0.7728      0.03  Q         |         |         |        V|
  24+10       0.7729      0.01  Q         |         |         |        V|
  24+15       0.7729      0.00  Q         |         |         |        V|
  24+20       0.7729      0.00  Q         |         |         |         V
-----------------------------------------------------------------------
```

```
          U n i t   H y d r o g r a p h    A n a l y s i s

          Copyright (c) CIVILCADD/CIVILDESIGN, 1989 - 2004, Version 7.0
                    Study date  03/26/20 File: e1100.out


++++++++++++++++++++++++++++++++++++++++++++++++++++++++++++++++++++++++++++
------------------------------------------------------------------------------

Riverside County Synthetic Unit Hydrology Method
RCFC & WCD Manual date - April 1978


Program License Serial Number 4027

-------------------------------------------------------------------
 English (in-lb) Input Units Used
 English Rainfall Data (Inches) Input Values Used

 English Units used in output format



-------------------------------------------------------------------
Basin "EE"



-------------------------------------------------------------------
Drainage Area =       4.49(Ac.)  =      0.007 Sq. Mi.
Drainage Area for Depth-Area Areal Adjustment =       4.49(Ac.)  =      0.007 Sq. Mi.
Length along longest watercourse =     680.00(Ft.)
Length along longest watercourse measured to centroid =     263.00(Ft.)
Length along longest watercourse =      0.129 Mi.
Length along longest watercourse measured to centroid =      0.050 Mi.
Difference in elevation =       6.20(Ft.)
Slope along watercourse =     48.1412 Ft./Mi.
Average Manning's 'N' = 0.150
Lag time =    0.253 Hr.
Lag time =    15.19 Min.
25% of lag time =     3.80 Min.
40% of lag time =     6.08 Min.
Unit time =     5.00 Min.
Duration of storm = 1 Hour(s)
User Entered Base Flow =     0.00(CFS)

2 YEAR Area rainfall data:


Area(Ac.)[1]       Rainfall(In)[2]      Weighting[1*2]
        4.49                0.35                          1.58

100 YEAR Area rainfall data:


Area(Ac.)[1]       Rainfall(In)[2]      Weighting[1*2]
        4.49                1.46                          6.56

STORM EVENT (YEAR) =  100.00
Area Averaged 2-Year Rainfall =    0.352(In)
Area Averaged 100-Year Rainfall =    1.460(In)

Point rain (area averaged) =    1.460(In)
Areal adjustment factor =  100.00 %
Adjusted average point rain =    1.460(In)

Sub-Area Data:
Area(Ac.)         Runoff Index   Impervious %
     0.580           58.00         0.150
     0.510           58.00         0.300
     3.400           56.00         0.450
 Total Area Entered =      4.49(Ac.)


RI    RI   Infil. Rate Impervious   Adj. Infil. Rate  Area%     F
AMC2 AMC-3     (In/Hr)    (Dec.%)     (In/Hr)      (Dec.)    (In/Hr)
58.0  76.4      0.286     0.150        0.248       0.129      0.032
58.0  76.4      0.286     0.300        0.209       0.114      0.024
56.0  74.8      0.305     0.450        0.182       0.757      0.138
                                                 Sum (F) =   0.193
Area averaged mean soil loss (F) (In/Hr) =  0.193
Minimum soil loss rate ((In/Hr)) =  0.097
(for 24 hour storm duration)
Soil low loss rate (decimal) =   0.600
-------------------------------------------------------------------
Slope of intensity-duration curve for a 1 hour storm =0.5800
-----------------------------------------------------------------------

                    U n i t  H y d r o g r a p h
                              DESERT S-Curve
-------------------------------------------------------------------
                    Unit Hydrograph Data
-------------------------------------------------------------------
Unit time period   Time % of lag   Distribution   Unit Hydrograph
```

	(hrs)		Graph %	(CFS)
1	0.083	32.920	2.031	0.092
2	0.167	65.840	9.512	0.430
3	0.250	98.760	25.375	1.148
4	0.333	131.680	20.184	0.913
5	0.417	164.600	10.801	0.489
6	0.500	197.520	7.111	0.322
7	0.583	230.440	5.116	0.232
8	0.667	263.360	3.801	0.172
9	0.750	296.280	3.120	0.141
10	0.833	329.200	2.406	0.109
11	0.917	362.120	1.880	0.085
12	1.000	395.040	1.608	0.073
13	1.083	427.960	1.340	0.061
14	1.167	460.880	1.109	0.050
15	1.250	493.800	0.915	0.041
16	1.333	526.720	0.769	0.035
17	1.417	559.640	0.586	0.027
18	1.500	592.560	0.395	0.018
19	1.583	625.480	0.349	0.016
20	1.667	658.400	0.393	0.018
21	1.750	691.320	0.395	0.018
22	1.833	724.240	0.344	0.016
23	1.917	757.160	0.212	0.010
24	2.000	790.080	0.246	0.011
			Sum = 100.000	Sum= 4.525

Unit Time (Hr.)	Pattern Percent	Storm Rain (In/Hr)	Loss rate(In./Hr) Max	Low	Effective (In/Hr)
1 0.08	3.60	0.631	0.193	---	0.44
2 0.17	4.20	0.736	0.193	---	0.54
3 0.25	4.40	0.771	0.193	---	0.58
4 0.33	4.60	0.806	0.193	---	0.61
5 0.42	5.00	0.876	0.193	---	0.68
6 0.50	5.60	0.981	0.193	---	0.79
7 0.58	6.40	1.121	0.193	---	0.93
8 0.67	8.10	1.419	0.193	---	1.23
9 0.75	13.10	2.295	0.193	---	2.10
10 0.83	34.50	6.044	0.193	---	5.85
11 0.92	6.70	1.174	0.193	---	0.98
12 1.00	3.80	0.666	0.193	---	0.47
Sum =	100.0			Sum =	15.2

Flood volume = Effective rainfall 1.27(In)
times area 4.5(Ac.)/[(In)/(Ft.)] = 0.5(Ac.Ft)
Total soil loss = 0.19(In)
Total soil loss = 0.072(Ac.Ft)
Total rainfall = 1.46(In)
Flood volume = 20643.8 Cubic Feet
Total soil loss = 3151.3 Cubic Feet

Peak flow rate of this hydrograph = 10.533(CFS)

++

1 - H O U R S T O R M
R u n o f f H y d r o g r a p h

Hydrograph in 5 Minute intervals ((CFS))

Time(h+m)	Volume Ac.Ft	Q(CFS)	0 5.0 10.0 15.0 20.0
0+ 5	0.0003	0.04	Q
0+10	0.0019	0.24	Q
0+15	0.0074	0.79	VQ
0+20	0.0165	1.33	|VQ
0+25	0.0282	1.70	| VQ
0+30	0.0420	2.00	| VQ
0+35	0.0580	2.33	| Q
0+40	0.0768	2.73	| QV
0+45	0.0997	3.33	| Q V |
0+50	0.1319	4.67	| Q|V
0+55	0.1821	7.29	| | QV
1+ 0	0.2547	10.53	| | |Q
1+ 5	0.3148	8.73	| | Q | V |
1+10	0.3544	5.75	| |Q | V|
1+15	0.3812	3.89	| Q | | V
1+20	0.4002	2.76	| Q | | V
1+25	0.4145	2.08	| Q | | V
1+30	0.4259	1.66	| Q | | V
1+35	0.4349	1.30	| Q | | V
1+40	0.4421	1.04	| Q | | V
1+45	0.4481	0.87	|Q | | V
1+50	0.4531	0.72	|Q | | V
1+55	0.4572	0.60	|Q | | V
2+ 0	0.4606	0.50	Q | | V |
2+ 5	0.4635	0.41	Q | | V|
2+10	0.4657	0.32	Q | | V|
2+15	0.4673	0.24	Q | | V|
2+20	0.4688	0.21	Q | | V|
2+25	0.4702	0.20	Q | | V|
2+30	0.4715	0.18	Q | | V|
2+35	0.4725	0.15	Q | | V|

```
    2+40       0.4732      0.10  Q         |         |         |        V|
    2+45       0.4738      0.08  Q         |         |         |        V|
    2+50       0.4739      0.02  Q         |         |         |        V|
    2+55       0.4739      0.01  Q         |         |         |         V
-----------------------------------------------------------------------
```

```
          U n i t   H y d r o g r a p h    A n a l y s i s

          Copyright (c) CIVILCADD/CIVILDESIGN, 1989 - 2004, Version 7.0
                    Study date  03/26/20 File: e3100.out


++++++++++++++++++++++++++++++++++++++++++++++++++++++++++++++++++++++++++++++
------------------------------------------------------------------------------

Riverside County Synthetic Unit Hydrology Method
RCFC & WCD Manual date - April 1978


Program License Serial Number 4027

-------------------------------------------------------------------
 English (in-lb) Input Units Used
 English Rainfall Data (Inches) Input Values Used

 English Units used in output format



-------------------------------------------------------------------
Basin "EE"



-------------------------------------------------------------------
Drainage Area =       4.49(Ac.)  =      0.007 Sq. Mi.
Drainage Area for Depth-Area Areal Adjustment =       4.49(Ac.)  =      0.007 Sq. Mi.
Length along longest watercourse =     680.00(Ft.)
Length along longest watercourse measured to centroid =     263.00(Ft.)
Length along longest watercourse =      0.129 Mi.
Length along longest watercourse measured to centroid =      0.050 Mi.
Difference in elevation =       6.20(Ft.)
Slope along watercourse =     48.1412 Ft./Mi.
Average Manning's 'N' = 0.150
Lag time =    0.253 Hr.
Lag time =    15.19 Min.
25% of lag time =     3.80 Min.
40% of lag time =     6.08 Min.
Unit time =     5.00 Min.
Duration of storm = 3 Hour(s)
User Entered Base Flow =     0.00(CFS)

2 YEAR Area rainfall data:


Area(Ac.)[1]       Rainfall(In)[2]      Weighting[1*2]
        4.49                0.56                          2.49

100 YEAR Area rainfall data:


Area(Ac.)[1]       Rainfall(In)[2]      Weighting[1*2]
        4.49                2.14                          9.61

STORM EVENT (YEAR) =  100.00
Area Averaged 2-Year Rainfall =    0.555(In)
Area Averaged 100-Year Rainfall =    2.140(In)

Point rain (area averaged) =    2.140(In)
Areal adjustment factor =  100.00 %
Adjusted average point rain =    2.140(In)

Sub-Area Data:
Area(Ac.)         Runoff Index   Impervious %
     0.580           58.00         0.150
     0.510           58.00         0.300
     3.400           56.00         0.450
 Total Area Entered =      4.49(Ac.)


RI    RI   Infil. Rate Impervious   Adj. Infil. Rate  Area%     F
AMC2 AMC-3     (In/Hr)    (Dec.%)     (In/Hr)      (Dec.)    (In/Hr)
58.0  76.4      0.286     0.150        0.248       0.129      0.032
58.0  76.4      0.286     0.300        0.209       0.114      0.024
56.0  74.8      0.305     0.450        0.182       0.757      0.138
                                                 Sum (F) =   0.193
Area averaged mean soil loss (F) (In/Hr) =  0.193
Minimum soil loss rate ((In/Hr)) =  0.097
(for 24 hour storm duration)
Soil low loss rate (decimal) =   0.600
-------------------------------------------------------------------

                    U n i t  H y d r o g r a p h
                              DESERT S-Curve
-------------------------------------------------------------------
                    Unit Hydrograph Data
-------------------------------------------------------------------
Unit time period   Time % of lag   Distribution   Unit Hydrograph
    (hrs)                           Graph %            (CFS)
-------------------------------------------------------------------
```

1	0.083	32.920	2.031	0.092
2	0.167	65.840	9.512	0.430
3	0.250	98.760	25.375	1.148
4	0.333	131.680	20.184	0.913
5	0.417	164.600	10.801	0.489
6	0.500	197.520	7.111	0.322
7	0.583	230.440	5.116	0.232
8	0.667	263.360	3.801	0.172
9	0.750	296.280	3.120	0.141
10	0.833	329.200	2.406	0.109
11	0.917	362.120	1.880	0.085
12	1.000	395.040	1.608	0.073
13	1.083	427.960	1.340	0.061
14	1.167	460.880	1.109	0.050
15	1.250	493.800	0.915	0.041
16	1.333	526.720	0.769	0.035
17	1.417	559.640	0.586	0.027
18	1.500	592.560	0.395	0.018
19	1.583	625.480	0.349	0.016
20	1.667	658.400	0.393	0.018
21	1.750	691.320	0.395	0.018
22	1.833	724.240	0.344	0.016
23	1.917	757.160	0.212	0.010
24	2.000	790.080	0.246	0.011
			Sum = 100.000	Sum= 4.525

Unit	Time (Hr.)	Pattern Percent	Storm Rain (In/Hr)	Loss rate(In./Hr) Max	Low	Effective (In/Hr)
1	0.08	1.30	0.334	0.193	---	0.14
2	0.17	1.30	0.334	0.193	---	0.14
3	0.25	1.10	0.282	0.193	---	0.09
4	0.33	1.50	0.385	0.193	---	0.19
5	0.42	1.50	0.385	0.193	---	0.19
6	0.50	1.80	0.462	0.193	---	0.27
7	0.58	1.50	0.385	0.193	---	0.19
8	0.67	1.80	0.462	0.193	---	0.27
9	0.75	1.80	0.462	0.193	---	0.27
10	0.83	1.50	0.385	0.193	---	0.19
11	0.92	1.60	0.411	0.193	---	0.22
12	1.00	1.80	0.462	0.193	---	0.27
13	1.08	2.20	0.565	0.193	---	0.37
14	1.17	2.20	0.565	0.193	---	0.37
15	1.25	2.20	0.565	0.193	---	0.37
16	1.33	2.00	0.514	0.193	---	0.32
17	1.42	2.60	0.668	0.193	---	0.47
18	1.50	2.70	0.693	0.193	---	0.50
19	1.58	2.40	0.616	0.193	---	0.42
20	1.67	2.70	0.693	0.193	---	0.50
21	1.75	3.30	0.847	0.193	---	0.65
22	1.83	3.10	0.796	0.193	---	0.60
23	1.92	2.90	0.745	0.193	---	0.55
24	2.00	3.00	0.770	0.193	---	0.58
25	2.08	3.10	0.796	0.193	---	0.60
26	2.17	4.20	1.079	0.193	---	0.89
27	2.25	5.00	1.284	0.193	---	1.09
28	2.33	3.50	0.899	0.193	---	0.71
29	2.42	6.80	1.746	0.193	---	1.55
30	2.50	7.30	1.875	0.193	---	1.68
31	2.58	8.20	2.106	0.193	---	1.91
32	2.67	5.90	1.515	0.193	---	1.32
33	2.75	2.00	0.514	0.193	---	0.32
34	2.83	1.80	0.462	0.193	---	0.27
35	2.92	1.80	0.462	0.193	---	0.27
36	3.00	0.60	0.154	0.193	0.092	0.06
Sum =		100.0			Sum =	18.8

Flood volume = Effective rainfall 1.57(In)
times area 4.5(Ac.)/[(In)/(Ft.)] = 0.6(Ac.Ft)
Total soil loss = 0.57(In)
Total soil loss = 0.214(Ac.Ft)
Total rainfall = 2.14(In)
Flood volume = 25561.7 Cubic Feet
Total soil loss = 9316.9 Cubic Feet

Peak flow rate of this hydrograph = 6.108(CFS)

++

3 - H O U R S T O R M
R u n o f f H y d r o g r a p h

Hydrograph in 5 Minute intervals ((CFS))

Time(h+m)	Volume Ac.Ft	Q(CFS)	0	2.5	5.0	7.5	10.0
0+ 5	0.0001	0.01	Q	|	|	|	|
0+10	0.0006	0.07	Q	|	|	|	|
0+15	0.0022	0.23	Q	|	|	|	|
0+20	0.0046	0.35	VQ	|	|	|	|
0+25	0.0073	0.40	VQ	|	|	|	|
0+30	0.0109	0.52	V Q	|	|	|	|
0+35	0.0154	0.65	|VQ	|	|	|	|
0+40	0.0207	0.77	|V Q	|	|	|	|
0+45	0.0264	0.83	|V Q	|	|	|	|

```
0+50       0.0326      0.91  | VQ      |         |         |         |
0+55       0.0392      0.95  | VQ      |         |         |         |
1+ 0       0.0456      0.93  |  Q      |         |         |         |
1+ 5       0.0522      0.96  |  Q      |         |         |         |
1+10       0.0596      1.07  |   Q     |         |         |         |
1+15       0.0682      1.25  |   Q     |         |         |         |
1+20       0.0777      1.37  |    Q    |         |         |         |
1+25       0.0876      1.44  |    Q    |         |         |         |
1+30       0.0979      1.50  |    QV   |         |         |         |
1+35       0.1093      1.67  |     QV  |         |         |         |
1+40       0.1218      1.82  |      QV |         |         |         |
1+45       0.1348      1.88  |      Q V|         |         |         |
1+50       0.1488      2.03  |       Q V         |         |         |
1+55       0.1643      2.26  |        Q|V        |         |         |
2+ 0       0.1807      2.37  |        Q| V       |         |         |
2+ 5       0.1972      2.39  |        Q|  V      |         |         |
2+10       0.2141      2.47  |        Q|   V     |         |         |
2+15       0.2326      2.68  |         Q    V    |         |         |
2+20       0.2540      3.11  |         | Q    V  |         |         |
2+25       0.2784      3.55  |         |   Q   V |         |         |
2+30       0.3048      3.83  |         |    Q    V         |         |
2+35       0.3375      4.74  |         |       Q |  V      |         |
2+40       0.3765      5.67  |         |         | Q  V    |         |
2+45       0.4186      6.11  |         |         |   Q   V |         |
2+50       0.4567      5.54  |         |         | Q       |V        |
2+55       0.4855      4.18  |         |     Q   |         |  V      |
3+ 0       0.5072      3.15  |         | Q       |         |   V     |
3+ 5       0.5245      2.52  |         Q         |         |    V    |
3+10       0.5378      1.93  |       Q |         |         |     V   |
3+15       0.5477      1.44  |    Q    |         |         |      V  |
3+20       0.5553      1.11  |   Q     |         |         |      V  |
3+25       0.5614      0.88  |  Q      |         |         |       V |
3+30       0.5664      0.72  | Q       |         |         |       V |
3+35       0.5704      0.59  | Q       |         |         |       V |
3+40       0.5737      0.48  |Q        |         |         |        V|
3+45       0.5764      0.39  |Q        |         |         |        V|
3+50       0.5786      0.32  |Q        |         |         |        V|
3+55       0.5804      0.26  |Q        |         |         |        V|
4+ 0       0.5818      0.21  Q         |         |         |        V|
4+ 5       0.5830      0.17  Q         |         |         |        V|
4+10       0.5840      0.15  Q         |         |         |        V|
4+15       0.5849      0.13  Q         |         |         |        V|
4+20       0.5856      0.10  Q         |         |         |        V|
4+25       0.5861      0.07  Q         |         |         |        V|
4+30       0.5865      0.05  Q         |         |         |        V|
4+35       0.5867      0.03  Q         |         |         |        V|
4+40       0.5867      0.01  Q         |         |         |        V|
4+45       0.5868      0.01  Q         |         |         |        V|
4+50       0.5868      0.00  Q         |         |         |        V|
4+55       0.5868      0.00  Q         |         |         |        V|
-----------------------------------------------------------------------
```

```
          U n i t   H y d r o g r a p h    A n a l y s i s

          Copyright (c) CIVILCADD/CIVILDESIGN, 1989 - 2004, Version 7.0
                    Study date  03/26/20 File: e6100.out


++++++++++++++++++++++++++++++++++++++++++++++++++++++++++++++++++++++++
----------------------------------------------------------------------

Riverside County Synthetic Unit Hydrology Method
RCFC & WCD Manual date - April 1978


Program License Serial Number 4027

-------------------------------------------------------------------
 English (in-lb) Input Units Used
 English Rainfall Data (Inches) Input Values Used

 English Units used in output format



-------------------------------------------------------------------
Basin "EE"



-----------------------------------------------------------------
Drainage Area =       4.49(Ac.)  =      0.007 Sq. Mi.
Drainage Area for Depth-Area Areal Adjustment =       4.49(Ac.)  =      0.007 Sq. Mi.
Length along longest watercourse =     680.00(Ft.)
Length along longest watercourse measured to centroid =     263.00(Ft.)
Length along longest watercourse =      0.129 Mi.
Length along longest watercourse measured to centroid =      0.050 Mi.
Difference in elevation =       6.20(Ft.)
Slope along watercourse =     48.1412 Ft./Mi.
Average Manning's 'N' = 0.150
Lag time =    0.253 Hr.
Lag time =    15.19 Min.
25% of lag time =     3.80 Min.
40% of lag time =     6.08 Min.
Unit time =     5.00 Min.
Duration of storm = 6 Hour(s)
User Entered Base Flow =     0.00(CFS)

2 YEAR Area rainfall data:


Area(Ac.)[1]       Rainfall(In)[2]      Weighting[1*2]
        4.49                0.73                          3.26

100 YEAR Area rainfall data:


Area(Ac.)[1]       Rainfall(In)[2]      Weighting[1*2]
        4.49                2.75                         12.35

STORM EVENT (YEAR) =  100.00
Area Averaged 2-Year Rainfall =    0.727(In)
Area Averaged 100-Year Rainfall =    2.750(In)

Point rain (area averaged) =    2.750(In)
Areal adjustment factor =  100.00 %
Adjusted average point rain =    2.750(In)

Sub-Area Data:
Area(Ac.)         Runoff Index   Impervious %
     0.580           58.00         0.150
     0.510           58.00         0.300
     3.400           56.00         0.450
 Total Area Entered =      4.49(Ac.)


RI    RI   Infil. Rate Impervious   Adj. Infil. Rate  Area%     F
AMC2 AMC-3     (In/Hr)    (Dec.%)     (In/Hr)      (Dec.)    (In/Hr)
58.0  76.4      0.286     0.150        0.248       0.129      0.032
58.0  76.4      0.286     0.300        0.209       0.114      0.024
56.0  74.8      0.305     0.450        0.182       0.757      0.138
                                                 Sum (F) =   0.193
Area averaged mean soil loss (F) (In/Hr) =  0.193
Minimum soil loss rate ((In/Hr)) =  0.097
(for 24 hour storm duration)
Soil low loss rate (decimal) =   0.600
-------------------------------------------------------------------

                    U n i t  H y d r o g r a p h
                              DESERT S-Curve
-----------------------------------------------------------------
                    Unit Hydrograph Data
-------------------------------------------------------------------
Unit time period   Time % of lag   Distribution   Unit Hydrograph
    (hrs)                           Graph %            (CFS)
-------------------------------------------------------------------
```

1	0.083	32.920	2.031	0.092
2	0.167	65.840	9.512	0.430
3	0.250	98.760	25.375	1.148
4	0.333	131.680	20.184	0.913
5	0.417	164.600	10.801	0.489
6	0.500	197.520	7.111	0.322
7	0.583	230.440	5.116	0.232
8	0.667	263.360	3.801	0.172
9	0.750	296.280	3.120	0.141
10	0.833	329.200	2.406	0.109
11	0.917	362.120	1.880	0.085
12	1.000	395.040	1.608	0.073
13	1.083	427.960	1.340	0.061
14	1.167	460.880	1.109	0.050
15	1.250	493.800	0.915	0.041
16	1.333	526.720	0.769	0.035
17	1.417	559.640	0.586	0.027
18	1.500	592.560	0.395	0.018
19	1.583	625.480	0.349	0.016
20	1.667	658.400	0.393	0.018
21	1.750	691.320	0.395	0.018
22	1.833	724.240	0.344	0.016
23	1.917	757.160	0.212	0.010
24	2.000	790.080	0.246	0.011
			Sum = 100.000	Sum= 4.525

Unit	Time (Hr.)	Pattern Percent	Storm Rain (In/Hr)	Loss rate(In./Hr) Max	Low	Effective (In/Hr)
1	0.08	0.50	0.165	0.193	0.099	0.07
2	0.17	0.60	0.198	0.193	---	0.00
3	0.25	0.60	0.198	0.193	---	0.00
4	0.33	0.60	0.198	0.193	---	0.00
5	0.42	0.60	0.198	0.193	---	0.00
6	0.50	0.70	0.231	0.193	---	0.04
7	0.58	0.70	0.231	0.193	---	0.04
8	0.67	0.70	0.231	0.193	---	0.04
9	0.75	0.70	0.231	0.193	---	0.04
10	0.83	0.70	0.231	0.193	---	0.04
11	0.92	0.70	0.231	0.193	---	0.04
12	1.00	0.80	0.264	0.193	---	0.07
13	1.08	0.80	0.264	0.193	---	0.07
14	1.17	0.80	0.264	0.193	---	0.07
15	1.25	0.80	0.264	0.193	---	0.07
16	1.33	0.80	0.264	0.193	---	0.07
17	1.42	0.80	0.264	0.193	---	0.07
18	1.50	0.80	0.264	0.193	---	0.07
19	1.58	0.80	0.264	0.193	---	0.07
20	1.67	0.80	0.264	0.193	---	0.07
21	1.75	0.80	0.264	0.193	---	0.07
22	1.83	0.80	0.264	0.193	---	0.07
23	1.92	0.80	0.264	0.193	---	0.07
24	2.00	0.90	0.297	0.193	---	0.10
25	2.08	0.80	0.264	0.193	---	0.07
26	2.17	0.90	0.297	0.193	---	0.10
27	2.25	0.90	0.297	0.193	---	0.10
28	2.33	0.90	0.297	0.193	---	0.10
29	2.42	0.90	0.297	0.193	---	0.10
30	2.50	0.90	0.297	0.193	---	0.10
31	2.58	0.90	0.297	0.193	---	0.10
32	2.67	0.90	0.297	0.193	---	0.10
33	2.75	1.00	0.330	0.193	---	0.14
34	2.83	1.00	0.330	0.193	---	0.14
35	2.92	1.00	0.330	0.193	---	0.14
36	3.00	1.00	0.330	0.193	---	0.14
37	3.08	1.00	0.330	0.193	---	0.14
38	3.17	1.10	0.363	0.193	---	0.17
39	3.25	1.10	0.363	0.193	---	0.17
40	3.33	1.10	0.363	0.193	---	0.17
41	3.42	1.20	0.396	0.193	---	0.20
42	3.50	1.30	0.429	0.193	---	0.24
43	3.58	1.40	0.462	0.193	---	0.27
44	3.67	1.40	0.462	0.193	---	0.27
45	3.75	1.50	0.495	0.193	---	0.30
46	3.83	1.50	0.495	0.193	---	0.30
47	3.92	1.60	0.528	0.193	---	0.33
48	4.00	1.60	0.528	0.193	---	0.33
49	4.08	1.70	0.561	0.193	---	0.37
50	4.17	1.80	0.594	0.193	---	0.40
51	4.25	1.90	0.627	0.193	---	0.43
52	4.33	2.00	0.660	0.193	---	0.47
53	4.42	2.10	0.693	0.193	---	0.50
54	4.50	2.10	0.693	0.193	---	0.50
55	4.58	2.20	0.726	0.193	---	0.53
56	4.67	2.30	0.759	0.193	---	0.57
57	4.75	2.40	0.792	0.193	---	0.60
58	4.83	2.40	0.792	0.193	---	0.60
59	4.92	2.50	0.825	0.193	---	0.63
60	5.00	2.60	0.858	0.193	---	0.66
61	5.08	3.10	1.023	0.193	---	0.83
62	5.17	3.60	1.188	0.193	---	0.99
63	5.25	3.90	1.287	0.193	---	1.09
64	5.33	4.20	1.386	0.193	---	1.19
65	5.42	4.70	1.551	0.193	---	1.36

66	5.50	5.60	1.848	0.193	---	1.65
67	5.58	1.90	0.627	0.193	---	0.43
68	5.67	0.90	0.297	0.193	---	0.10
69	5.75	0.60	0.198	0.193	---	0.00
70	5.83	0.50	0.165	0.193	0.099	0.07
71	5.92	0.30	0.099	0.193	0.059	0.04
72	6.00	0.20	0.066	0.193	0.040	0.03
Sum =		100.0			Sum =	19.6

```
Flood volume = Effective rainfall      1.63(In)
 times area       4.5(Ac.)/[(In)/(Ft.)] =       0.6(Ac.Ft)
Total soil loss =      1.12(In)
Total soil loss =     0.419(Ac.Ft)
Total rainfall =      2.75(In)
Flood volume =       26560.0 Cubic Feet
Total soil loss =       18260.8 Cubic Feet
-------------------------------------------------------------------
 Peak flow rate of this hydrograph =      5.053(CFS)
-------------------------------------------------------------------
+++++++++++++++++++++++++++++++++++++++++++++++++++++++++++++++++++
                    6 - H O U R    S T O R M
              R u n o f f      H y d r o g r a p h
-------------------------------------------------------------------
            Hydrograph in   5   Minute intervals ((CFS))

-------------------------------------------------------------------
Time(h+m) Volume Ac.Ft   Q(CFS)  0        2.5       5.0       7.5      10.0
-------------------------------------------------------------------
  0+ 5       0.0000      0.01  Q         |         |         |         |
  0+10       0.0002      0.03  Q         |         |         |         |
  0+15       0.0008      0.08  Q         |         |         |         |
  0+20       0.0012      0.07  Q         |         |         |         |
  0+25       0.0016      0.04  Q         |         |         |         |
  0+30       0.0018      0.04  Q         |         |         |         |
  0+35       0.0022      0.05  Q         |         |         |         |
  0+40       0.0027      0.08  Q         |         |         |         |
  0+45       0.0035      0.11  Q         |         |         |         |
  0+50       0.0044      0.13  Q         |         |         |         |
  0+55       0.0053      0.14  Q         |         |         |         |
  1+ 0       0.0063      0.15  Q         |         |         |         |
  1+ 5       0.0075      0.17  Q         |         |         |         |
  1+10       0.0089      0.21  Q         |         |         |         |
  1+15       0.0106      0.24  Q         |         |         |         |
  1+20       0.0124      0.26  VQ        |         |         |         |
  1+25       0.0142      0.27  VQ        |         |         |         |
  1+30       0.0162      0.28  |Q        |         |         |         |
  1+35       0.0182      0.29  |Q        |         |         |         |
  1+40       0.0202      0.30  |Q        |         |         |         |
  1+45       0.0223      0.30  |Q        |         |         |         |
  1+50       0.0244      0.30  |Q        |         |         |         |
  1+55       0.0265      0.31  |Q        |         |         |         |
  2+ 0       0.0287      0.31  |Q        |         |         |         |
  2+ 5       0.0309      0.33  |QV       |         |         |         |
  2+10       0.0333      0.35  |QV       |         |         |         |
  2+15       0.0358      0.36  |QV       |         |         |         |
  2+20       0.0385      0.39  |QV       |         |         |         |
  2+25       0.0413      0.41  |QV       |         |         |         |
  2+30       0.0443      0.43  |QV       |         |         |         |
  2+35       0.0473      0.44  |Q V      |         |         |         |
  2+40       0.0503      0.44  |Q V      |         |         |         |
  2+45       0.0534      0.45  |Q V      |         |         |         |
  2+50       0.0567      0.47  |Q V      |         |         |         |
  2+55       0.0602      0.51  | QV      |         |         |         |
  3+ 0       0.0639      0.54  | Q V     |         |         |         |
  3+ 5       0.0678      0.56  | Q V     |         |         |         |
  3+10       0.0718      0.58  | Q V     |         |         |         |
  3+15       0.0759      0.60  | Q V     |         |         |         |
  3+20       0.0804      0.65  | Q  V    |         |         |         |
  3+25       0.0851      0.68  | Q  V    |         |         |         |
  3+30       0.0900      0.72  | Q  V    |         |         |         |
  3+35       0.0955      0.79  |  Q  V   |         |         |         |
  3+40       0.1016      0.88  |  Q  V   |         |         |         |
  3+45       0.1083      0.98  |  Q   V  |         |         |         |
  3+50       0.1156      1.06  |   Q  V  |         |         |         |
  3+55       0.1234      1.14  |   Q   V |         |         |         |
  4+ 0       0.1318      1.21  |   Q   V |         |         |         |
  4+ 5       0.1406      1.29  |    Q   V|         |         |         |
  4+10       0.1500      1.36  |    Q   V|         |         |         |
  4+15       0.1601      1.46  |    Q    V         |         |         |
  4+20       0.1709      1.57  |     Q   |V        |         |         |
  4+25       0.1825      1.69  |     Q   |V        |         |         |
  4+30       0.1950      1.82  |      Q  | V       |         |         |
  4+35       0.2083      1.94  |      Q  |  V      |         |         |
  4+40       0.2223      2.03  |       Q |   V     |         |         |
  4+45       0.2371      2.14  |       Q |    V    |         |         |
  4+50       0.2527      2.26  |        Q|     V   |         |         |
  4+55       0.2691      2.38  |        Q|      V  |         |         |
  5+ 0       0.2862      2.48  |        Q|       V |         |         |
  5+ 5       0.3041      2.60  |         Q        V|         |         |
  5+10       0.3234      2.80  |         |Q        |V        |         |
  5+15       0.3450      3.14  |         | Q       | V       |         |
  5+20       0.3697      3.59  |         |   Q     |   V     |         |
  5+25       0.3974      4.03  |         |     Q   |     V   |         |
  5+30       0.4284      4.49  |         |      Q  |       V |         |
  5+35       0.4625      4.95  |         |        Q|         V         |
  5+40       0.4973      5.05  |         |         Q         | V       |
```

```
    5+45       0.5246      3.97  |         |    Q    |         |   V     |
    5+50       0.5435      2.73  |         Q         |         |    V    |
    5+55       0.5569      1.95  |      Q  |         |         |     V   |
    6+ 0       0.5674      1.52  |     Q   |         |         |      V  |
    6+ 5       0.5758      1.22  |   Q     |         |         |      V  |
    6+10       0.5826      0.98  |  Q      |         |         |       V |
    6+15       0.5879      0.78  |  Q      |         |         |       V |
    6+20       0.5922      0.62  | Q       |         |         |       V |
    6+25       0.5957      0.51  | Q       |         |         |        V|
    6+30       0.5985      0.41  |Q        |         |         |        V|
    6+35       0.6008      0.34  |Q        |         |         |        V|
    6+40       0.6027      0.27  |Q        |         |         |        V|
    6+45       0.6043      0.22  Q         |         |         |        V|
    6+50       0.6055      0.18  Q         |         |         |        V|
    6+55       0.6065      0.15  Q         |         |         |        V|
    7+ 0       0.6074      0.12  Q         |         |         |        V|
    7+ 5       0.6081      0.11  Q         |         |         |        V|
    7+10       0.6087      0.09  Q         |         |         |        V|
    7+15       0.6092      0.06  Q         |         |         |        V|
    7+20       0.6094      0.04  Q         |         |         |        V|
    7+25       0.6096      0.03  Q         |         |         |        V|
    7+30       0.6097      0.01  Q         |         |         |        V|
    7+35       0.6097      0.00  Q         |         |         |        V|
    7+40       0.6097      0.00  Q         |         |         |        V|
    7+45       0.6097      0.00  Q         |         |         |        V|
    7+50       0.6097      0.00  Q         |         |         |        V|
    7+55       0.6097      0.00  Q         |         |         |         V
-----------------------------------------------------------------------
```

```
          U n i t   H y d r o g r a p h    A n a l y s i s

          Copyright (c) CIVILCADD/CIVILDESIGN, 1989 - 2004, Version 7.0
                    Study date  03/26/20 File: e24100.out


++++++++++++++++++++++++++++++++++++++++++++++++++++++++++++++++++++++++++++
------------------------------------------------------------------------------

Riverside County Synthetic Unit Hydrology Method
RCFC & WCD Manual date - April 1978


Program License Serial Number 4027

-------------------------------------------------------------------
 English (in-lb) Input Units Used
 English Rainfall Data (Inches) Input Values Used

 English Units used in output format



-------------------------------------------------------------------
Basin "EE"



-------------------------------------------------------------------
Drainage Area =       4.49(Ac.)  =      0.007 Sq. Mi.
Drainage Area for Depth-Area Areal Adjustment =       4.49(Ac.)  =      0.007 Sq. Mi.
Length along longest watercourse =     680.00(Ft.)
Length along longest watercourse measured to centroid =     263.00(Ft.)
Length along longest watercourse =      0.129 Mi.
Length along longest watercourse measured to centroid =      0.050 Mi.
Difference in elevation =       6.20(Ft.)
Slope along watercourse =     48.1412 Ft./Mi.
Average Manning's 'N' = 0.150
Lag time =    0.253 Hr.
Lag time =    15.19 Min.
25% of lag time =     3.80 Min.
40% of lag time =     6.08 Min.
Unit time =     5.00 Min.
Duration of storm = 24 Hour(s)
User Entered Base Flow =     0.00(CFS)

2 YEAR Area rainfall data:


Area(Ac.)[1]       Rainfall(In)[2]      Weighting[1*2]
        4.49                1.16                          5.21

100 YEAR Area rainfall data:


Area(Ac.)[1]       Rainfall(In)[2]      Weighting[1*2]
        4.49                4.45                         19.98

STORM EVENT (YEAR) =  100.00
Area Averaged 2-Year Rainfall =    1.160(In)
Area Averaged 100-Year Rainfall =    4.450(In)

Point rain (area averaged) =    4.450(In)
Areal adjustment factor =  100.00 %
Adjusted average point rain =    4.450(In)

Sub-Area Data:
Area(Ac.)         Runoff Index   Impervious %
     0.580           58.00         0.150
     0.510           58.00         0.300
     3.400           56.00         0.450
 Total Area Entered =      4.49(Ac.)


RI    RI   Infil. Rate Impervious   Adj. Infil. Rate  Area%     F
AMC2 AMC-3     (In/Hr)    (Dec.%)     (In/Hr)      (Dec.)    (In/Hr)
58.0  76.4      0.286     0.150        0.248       0.129      0.032
58.0  76.4      0.286     0.300        0.209       0.114      0.024
56.0  74.8      0.305     0.450        0.182       0.757      0.138
                                                 Sum (F) =   0.193
Area averaged mean soil loss (F) (In/Hr) =  0.193
Minimum soil loss rate ((In/Hr)) =  0.097
(for 24 hour storm duration)
Soil low loss rate (decimal) =   0.600
-------------------------------------------------------------------

                    U n i t  H y d r o g r a p h
                              DESERT S-Curve
-------------------------------------------------------------------
                    Unit Hydrograph Data
-------------------------------------------------------------------
Unit time period   Time % of lag   Distribution   Unit Hydrograph
    (hrs)                           Graph %            (CFS)
-------------------------------------------------------------------
```

1	0.083	32.920	2.031	0.092
2	0.167	65.840	9.512	0.430
3	0.250	98.760	25.375	1.148
4	0.333	131.680	20.184	0.913
5	0.417	164.600	10.801	0.489
6	0.500	197.520	7.111	0.322
7	0.583	230.440	5.116	0.232
8	0.667	263.360	3.801	0.172
9	0.750	296.280	3.120	0.141
10	0.833	329.200	2.406	0.109
11	0.917	362.120	1.880	0.085
12	1.000	395.040	1.608	0.073
13	1.083	427.960	1.340	0.061
14	1.167	460.880	1.109	0.050
15	1.250	493.800	0.915	0.041
16	1.333	526.720	0.769	0.035
17	1.417	559.640	0.586	0.027
18	1.500	592.560	0.395	0.018
19	1.583	625.480	0.349	0.016
20	1.667	658.400	0.393	0.018
21	1.750	691.320	0.395	0.018
22	1.833	724.240	0.344	0.016
23	1.917	757.160	0.212	0.010
24	2.000	790.080	0.246	0.011
			Sum = 100.000 Sum=	4.525

Unit	Time (Hr.)	Pattern Percent	Storm Rain (In/Hr)	Loss rate(In./Hr) Max	Low	Effective (In/Hr)
1	0.08	0.07	0.036	0.343	0.021	0.01
2	0.17	0.07	0.036	0.341	0.021	0.01
3	0.25	0.07	0.036	0.340	0.021	0.01
4	0.33	0.10	0.053	0.339	0.032	0.02
5	0.42	0.10	0.053	0.337	0.032	0.02
6	0.50	0.10	0.053	0.336	0.032	0.02
7	0.58	0.10	0.053	0.335	0.032	0.02
8	0.67	0.10	0.053	0.334	0.032	0.02
9	0.75	0.10	0.053	0.332	0.032	0.02
10	0.83	0.13	0.071	0.331	0.043	0.03
11	0.92	0.13	0.071	0.330	0.043	0.03
12	1.00	0.13	0.071	0.328	0.043	0.03
13	1.08	0.10	0.053	0.327	0.032	0.02
14	1.17	0.10	0.053	0.326	0.032	0.02
15	1.25	0.10	0.053	0.324	0.032	0.02
16	1.33	0.10	0.053	0.323	0.032	0.02
17	1.42	0.10	0.053	0.322	0.032	0.02
18	1.50	0.10	0.053	0.321	0.032	0.02
19	1.58	0.10	0.053	0.319	0.032	0.02
20	1.67	0.10	0.053	0.318	0.032	0.02
21	1.75	0.10	0.053	0.317	0.032	0.02
22	1.83	0.13	0.071	0.315	0.043	0.03
23	1.92	0.13	0.071	0.314	0.043	0.03
24	2.00	0.13	0.071	0.313	0.043	0.03
25	2.08	0.13	0.071	0.312	0.043	0.03
26	2.17	0.13	0.071	0.310	0.043	0.03
27	2.25	0.13	0.071	0.309	0.043	0.03
28	2.33	0.13	0.071	0.308	0.043	0.03
29	2.42	0.13	0.071	0.307	0.043	0.03
30	2.50	0.13	0.071	0.305	0.043	0.03
31	2.58	0.17	0.089	0.304	0.053	0.04
32	2.67	0.17	0.089	0.303	0.053	0.04
33	2.75	0.17	0.089	0.302	0.053	0.04
34	2.83	0.17	0.089	0.300	0.053	0.04
35	2.92	0.17	0.089	0.299	0.053	0.04
36	3.00	0.17	0.089	0.298	0.053	0.04
37	3.08	0.17	0.089	0.297	0.053	0.04
38	3.17	0.17	0.089	0.295	0.053	0.04
39	3.25	0.17	0.089	0.294	0.053	0.04
40	3.33	0.17	0.089	0.293	0.053	0.04
41	3.42	0.17	0.089	0.292	0.053	0.04
42	3.50	0.17	0.089	0.291	0.053	0.04
43	3.58	0.17	0.089	0.289	0.053	0.04
44	3.67	0.17	0.089	0.288	0.053	0.04
45	3.75	0.17	0.089	0.287	0.053	0.04
46	3.83	0.20	0.107	0.286	0.064	0.04
47	3.92	0.20	0.107	0.284	0.064	0.04
48	4.00	0.20	0.107	0.283	0.064	0.04
49	4.08	0.20	0.107	0.282	0.064	0.04
50	4.17	0.20	0.107	0.281	0.064	0.04
51	4.25	0.20	0.107	0.280	0.064	0.04
52	4.33	0.23	0.125	0.278	0.075	0.05
53	4.42	0.23	0.125	0.277	0.075	0.05
54	4.50	0.23	0.125	0.276	0.075	0.05
55	4.58	0.23	0.125	0.275	0.075	0.05
56	4.67	0.23	0.125	0.274	0.075	0.05
57	4.75	0.23	0.125	0.273	0.075	0.05
58	4.83	0.27	0.142	0.271	0.085	0.06
59	4.92	0.27	0.142	0.270	0.085	0.06
60	5.00	0.27	0.142	0.269	0.085	0.06
61	5.08	0.20	0.107	0.268	0.064	0.04
62	5.17	0.20	0.107	0.267	0.064	0.04
63	5.25	0.20	0.107	0.266	0.064	0.04
64	5.33	0.23	0.125	0.264	0.075	0.05
65	5.42	0.23	0.125	0.263	0.075	0.05

66	5.50	0.23	0.125	0.262	0.075	0.05
67	5.58	0.27	0.142	0.261	0.085	0.06
68	5.67	0.27	0.142	0.260	0.085	0.06
69	5.75	0.27	0.142	0.259	0.085	0.06
70	5.83	0.27	0.142	0.257	0.085	0.06
71	5.92	0.27	0.142	0.256	0.085	0.06
72	6.00	0.27	0.142	0.255	0.085	0.06
73	6.08	0.30	0.160	0.254	0.096	0.06
74	6.17	0.30	0.160	0.253	0.096	0.06
75	6.25	0.30	0.160	0.252	0.096	0.06
76	6.33	0.30	0.160	0.251	0.096	0.06
77	6.42	0.30	0.160	0.250	0.096	0.06
78	6.50	0.30	0.160	0.248	0.096	0.06
79	6.58	0.33	0.178	0.247	0.107	0.07
80	6.67	0.33	0.178	0.246	0.107	0.07
81	6.75	0.33	0.178	0.245	0.107	0.07
82	6.83	0.33	0.178	0.244	0.107	0.07
83	6.92	0.33	0.178	0.243	0.107	0.07
84	7.00	0.33	0.178	0.242	0.107	0.07
85	7.08	0.33	0.178	0.241	0.107	0.07
86	7.17	0.33	0.178	0.240	0.107	0.07
87	7.25	0.33	0.178	0.239	0.107	0.07
88	7.33	0.37	0.196	0.237	0.117	0.08
89	7.42	0.37	0.196	0.236	0.117	0.08
90	7.50	0.37	0.196	0.235	0.117	0.08
91	7.58	0.40	0.214	0.234	0.128	0.09
92	7.67	0.40	0.214	0.233	0.128	0.09
93	7.75	0.40	0.214	0.232	0.128	0.09
94	7.83	0.43	0.231	0.231	---	0.00
95	7.92	0.43	0.231	0.230	---	0.00
96	8.00	0.43	0.231	0.229	---	0.00
97	8.08	0.50	0.267	0.228	---	0.04
98	8.17	0.50	0.267	0.227	---	0.04
99	8.25	0.50	0.267	0.226	---	0.04
100	8.33	0.50	0.267	0.225	---	0.04
101	8.42	0.50	0.267	0.224	---	0.04
102	8.50	0.50	0.267	0.222	---	0.04
103	8.58	0.53	0.285	0.221	---	0.06
104	8.67	0.53	0.285	0.220	---	0.06
105	8.75	0.53	0.285	0.219	---	0.07
106	8.83	0.57	0.303	0.218	---	0.08
107	8.92	0.57	0.303	0.217	---	0.09
108	9.00	0.57	0.303	0.216	---	0.09
109	9.08	0.63	0.338	0.215	---	0.12
110	9.17	0.63	0.338	0.214	---	0.12
111	9.25	0.63	0.338	0.213	---	0.12
112	9.33	0.67	0.356	0.212	---	0.14
113	9.42	0.67	0.356	0.211	---	0.14
114	9.50	0.67	0.356	0.210	---	0.15
115	9.58	0.70	0.374	0.209	---	0.16
116	9.67	0.70	0.374	0.208	---	0.17
117	9.75	0.70	0.374	0.207	---	0.17
118	9.83	0.73	0.392	0.206	---	0.19
119	9.92	0.73	0.392	0.205	---	0.19
120	10.00	0.73	0.392	0.204	---	0.19
121	10.08	0.50	0.267	0.203	---	0.06
122	10.17	0.50	0.267	0.202	---	0.06
123	10.25	0.50	0.267	0.201	---	0.07
124	10.33	0.50	0.267	0.200	---	0.07
125	10.42	0.50	0.267	0.199	---	0.07
126	10.50	0.50	0.267	0.198	---	0.07
127	10.58	0.67	0.356	0.197	---	0.16
128	10.67	0.67	0.356	0.196	---	0.16
129	10.75	0.67	0.356	0.195	---	0.16
130	10.83	0.67	0.356	0.194	---	0.16
131	10.92	0.67	0.356	0.193	---	0.16
132	11.00	0.67	0.356	0.193	---	0.16
133	11.08	0.63	0.338	0.192	---	0.15
134	11.17	0.63	0.338	0.191	---	0.15
135	11.25	0.63	0.338	0.190	---	0.15
136	11.33	0.63	0.338	0.189	---	0.15
137	11.42	0.63	0.338	0.188	---	0.15
138	11.50	0.63	0.338	0.187	---	0.15
139	11.58	0.57	0.303	0.186	---	0.12
140	11.67	0.57	0.303	0.185	---	0.12
141	11.75	0.57	0.303	0.184	---	0.12
142	11.83	0.60	0.320	0.183	---	0.14
143	11.92	0.60	0.320	0.182	---	0.14
144	12.00	0.60	0.320	0.181	---	0.14
145	12.08	0.83	0.445	0.180	---	0.26
146	12.17	0.83	0.445	0.180	---	0.27
147	12.25	0.83	0.445	0.179	---	0.27
148	12.33	0.87	0.463	0.178	---	0.29
149	12.42	0.87	0.463	0.177	---	0.29
150	12.50	0.87	0.463	0.176	---	0.29
151	12.58	0.93	0.498	0.175	---	0.32
152	12.67	0.93	0.498	0.174	---	0.32
153	12.75	0.93	0.498	0.173	---	0.33
154	12.83	0.97	0.516	0.172	---	0.34
155	12.92	0.97	0.516	0.172	---	0.34
156	13.00	0.97	0.516	0.171	---	0.35
157	13.08	1.13	0.605	0.170	---	0.44
158	13.17	1.13	0.605	0.169	---	0.44
159	13.25	1.13	0.605	0.168	---	0.44
160	13.33	1.13	0.605	0.167	---	0.44

161	13.42	1.13	0.605	0.166	---	0.44
162	13.50	1.13	0.605	0.166	---	0.44
163	13.58	0.77	0.409	0.165	---	0.24
164	13.67	0.77	0.409	0.164	---	0.25
165	13.75	0.77	0.409	0.163	---	0.25
166	13.83	0.77	0.409	0.162	---	0.25
167	13.92	0.77	0.409	0.161	---	0.25
168	14.00	0.77	0.409	0.161	---	0.25
169	14.08	0.90	0.481	0.160	---	0.32
170	14.17	0.90	0.481	0.159	---	0.32
171	14.25	0.90	0.481	0.158	---	0.32
172	14.33	0.87	0.463	0.157	---	0.31
173	14.42	0.87	0.463	0.157	---	0.31
174	14.50	0.87	0.463	0.156	---	0.31
175	14.58	0.87	0.463	0.155	---	0.31
176	14.67	0.87	0.463	0.154	---	0.31
177	14.75	0.87	0.463	0.153	---	0.31
178	14.83	0.83	0.445	0.153	---	0.29
179	14.92	0.83	0.445	0.152	---	0.29
180	15.00	0.83	0.445	0.151	---	0.29
181	15.08	0.80	0.427	0.150	---	0.28
182	15.17	0.80	0.427	0.149	---	0.28
183	15.25	0.80	0.427	0.149	---	0.28
184	15.33	0.77	0.409	0.148	---	0.26
185	15.42	0.77	0.409	0.147	---	0.26
186	15.50	0.77	0.409	0.146	---	0.26
187	15.58	0.63	0.338	0.146	---	0.19
188	15.67	0.63	0.338	0.145	---	0.19
189	15.75	0.63	0.338	0.144	---	0.19
190	15.83	0.63	0.338	0.143	---	0.19
191	15.92	0.63	0.338	0.143	---	0.20
192	16.00	0.63	0.338	0.142	---	0.20
193	16.08	0.13	0.071	0.141	0.043	0.03
194	16.17	0.13	0.071	0.141	0.043	0.03
195	16.25	0.13	0.071	0.140	0.043	0.03
196	16.33	0.13	0.071	0.139	0.043	0.03
197	16.42	0.13	0.071	0.138	0.043	0.03
198	16.50	0.13	0.071	0.138	0.043	0.03
199	16.58	0.10	0.053	0.137	0.032	0.02
200	16.67	0.10	0.053	0.136	0.032	0.02
201	16.75	0.10	0.053	0.136	0.032	0.02
202	16.83	0.10	0.053	0.135	0.032	0.02
203	16.92	0.10	0.053	0.134	0.032	0.02
204	17.00	0.10	0.053	0.134	0.032	0.02
205	17.08	0.17	0.089	0.133	0.053	0.04
206	17.17	0.17	0.089	0.132	0.053	0.04
207	17.25	0.17	0.089	0.132	0.053	0.04
208	17.33	0.17	0.089	0.131	0.053	0.04
209	17.42	0.17	0.089	0.130	0.053	0.04
210	17.50	0.17	0.089	0.130	0.053	0.04
211	17.58	0.17	0.089	0.129	0.053	0.04
212	17.67	0.17	0.089	0.128	0.053	0.04
213	17.75	0.17	0.089	0.128	0.053	0.04
214	17.83	0.13	0.071	0.127	0.043	0.03
215	17.92	0.13	0.071	0.126	0.043	0.03
216	18.00	0.13	0.071	0.126	0.043	0.03
217	18.08	0.13	0.071	0.125	0.043	0.03
218	18.17	0.13	0.071	0.125	0.043	0.03
219	18.25	0.13	0.071	0.124	0.043	0.03
220	18.33	0.13	0.071	0.123	0.043	0.03
221	18.42	0.13	0.071	0.123	0.043	0.03
222	18.50	0.13	0.071	0.122	0.043	0.03
223	18.58	0.10	0.053	0.122	0.032	0.02
224	18.67	0.10	0.053	0.121	0.032	0.02
225	18.75	0.10	0.053	0.120	0.032	0.02
226	18.83	0.07	0.036	0.120	0.021	0.01
227	18.92	0.07	0.036	0.119	0.021	0.01
228	19.00	0.07	0.036	0.119	0.021	0.01
229	19.08	0.10	0.053	0.118	0.032	0.02
230	19.17	0.10	0.053	0.118	0.032	0.02
231	19.25	0.10	0.053	0.117	0.032	0.02
232	19.33	0.13	0.071	0.116	0.043	0.03
233	19.42	0.13	0.071	0.116	0.043	0.03
234	19.50	0.13	0.071	0.115	0.043	0.03
235	19.58	0.10	0.053	0.115	0.032	0.02
236	19.67	0.10	0.053	0.114	0.032	0.02
237	19.75	0.10	0.053	0.114	0.032	0.02
238	19.83	0.07	0.036	0.113	0.021	0.01
239	19.92	0.07	0.036	0.113	0.021	0.01
240	20.00	0.07	0.036	0.112	0.021	0.01
241	20.08	0.10	0.053	0.112	0.032	0.02
242	20.17	0.10	0.053	0.111	0.032	0.02
243	20.25	0.10	0.053	0.111	0.032	0.02
244	20.33	0.10	0.053	0.110	0.032	0.02
245	20.42	0.10	0.053	0.110	0.032	0.02
246	20.50	0.10	0.053	0.109	0.032	0.02
247	20.58	0.10	0.053	0.109	0.032	0.02
248	20.67	0.10	0.053	0.108	0.032	0.02
249	20.75	0.10	0.053	0.108	0.032	0.02
250	20.83	0.07	0.036	0.108	0.021	0.01
251	20.92	0.07	0.036	0.107	0.021	0.01
252	21.00	0.07	0.036	0.107	0.021	0.01
253	21.08	0.10	0.053	0.106	0.032	0.02
254	21.17	0.10	0.053	0.106	0.032	0.02
255	21.25	0.10	0.053	0.105	0.032	0.02

256	21.33	0.07	0.036	0.105	0.021	0.01
257	21.42	0.07	0.036	0.105	0.021	0.01
258	21.50	0.07	0.036	0.104	0.021	0.01
259	21.58	0.10	0.053	0.104	0.032	0.02
260	21.67	0.10	0.053	0.104	0.032	0.02
261	21.75	0.10	0.053	0.103	0.032	0.02
262	21.83	0.07	0.036	0.103	0.021	0.01
263	21.92	0.07	0.036	0.102	0.021	0.01
264	22.00	0.07	0.036	0.102	0.021	0.01
265	22.08	0.10	0.053	0.102	0.032	0.02
266	22.17	0.10	0.053	0.101	0.032	0.02
267	22.25	0.10	0.053	0.101	0.032	0.02
268	22.33	0.07	0.036	0.101	0.021	0.01
269	22.42	0.07	0.036	0.100	0.021	0.01
270	22.50	0.07	0.036	0.100	0.021	0.01
271	22.58	0.07	0.036	0.100	0.021	0.01
272	22.67	0.07	0.036	0.100	0.021	0.01
273	22.75	0.07	0.036	0.099	0.021	0.01
274	22.83	0.07	0.036	0.099	0.021	0.01
275	22.92	0.07	0.036	0.099	0.021	0.01
276	23.00	0.07	0.036	0.099	0.021	0.01
277	23.08	0.07	0.036	0.098	0.021	0.01
278	23.17	0.07	0.036	0.098	0.021	0.01
279	23.25	0.07	0.036	0.098	0.021	0.01
280	23.33	0.07	0.036	0.098	0.021	0.01
281	23.42	0.07	0.036	0.098	0.021	0.01
282	23.50	0.07	0.036	0.097	0.021	0.01
283	23.58	0.07	0.036	0.097	0.021	0.01
284	23.67	0.07	0.036	0.097	0.021	0.01
285	23.75	0.07	0.036	0.097	0.021	0.01
286	23.83	0.07	0.036	0.097	0.021	0.01
287	23.92	0.07	0.036	0.097	0.021	0.01
288	24.00	0.07	0.036	0.097	0.021	0.01
Sum =		100.0			Sum =	26.0

```
Flood volume = Effective rainfall      2.17(In)
 times area       4.5(Ac.)/[(In)/(Ft.)] =       0.8(Ac.Ft)
Total soil loss =      2.28(In)
Total soil loss =     0.855(Ac.Ft)
Total rainfall =      4.45(In)
Flood volume =       35292.5 Cubic Feet
Total soil loss =       37236.1 Cubic Feet
--------------------------------------------------------------------
 Peak flow rate of this hydrograph =      1.849(CFS)
--------------------------------------------------------------------
++++++++++++++++++++++++++++++++++++++++++++++++++++++++++++++++++++
                    24 - H O U R    S T O R M
              R u n o f f      H y d r o g r a p h
--------------------------------------------------------------------
            Hydrograph in   5   Minute intervals ((CFS))

--------------------------------------------------------------------
Time(h+m) Volume Ac.Ft   Q(CFS)  0        2.5       5.0       7.5      10.0
--------------------------------------------------------------------
  0+ 5       0.0000      0.00  Q         |         |         |         |
  0+10       0.0001      0.01  Q         |         |         |         |
  0+15       0.0002      0.02  Q         |         |         |         |
  0+20       0.0005      0.04  Q         |         |         |         |
  0+25       0.0008      0.05  Q         |         |         |         |
  0+30       0.0012      0.06  Q         |         |         |         |
  0+35       0.0017      0.07  Q         |         |         |         |
  0+40       0.0022      0.08  Q         |         |         |         |
  0+45       0.0028      0.08  Q         |         |         |         |
  0+50       0.0034      0.08  Q         |         |         |         |
  0+55       0.0040      0.09  Q         |         |         |         |
  1+ 0       0.0047      0.10  Q         |         |         |         |
  1+ 5       0.0054      0.11  Q         |         |         |         |
  1+10       0.0062      0.11  Q         |         |         |         |
  1+15       0.0069      0.10  Q         |         |         |         |
  1+20       0.0076      0.10  Q         |         |         |         |
  1+25       0.0083      0.10  Q         |         |         |         |
  1+30       0.0089      0.10  Q         |         |         |         |
  1+35       0.0096      0.10  Q         |         |         |         |
  1+40       0.0103      0.10  Q         |         |         |         |
  1+45       0.0109      0.10  Q         |         |         |         |
  1+50       0.0116      0.10  Q         |         |         |         |
  1+55       0.0123      0.10  Q         |         |         |         |
  2+ 0       0.0131      0.11  Q         |         |         |         |
  2+ 5       0.0139      0.12  Q         |         |         |         |
  2+10       0.0147      0.12  Q         |         |         |         |
  2+15       0.0155      0.12  Q         |         |         |         |
  2+20       0.0164      0.12  Q         |         |         |         |
  2+25       0.0172      0.12  Q         |         |         |         |
  2+30       0.0181      0.13  Q         |         |         |         |
  2+35       0.0190      0.13  Q         |         |         |         |
  2+40       0.0199      0.13  Q         |         |         |         |
  2+45       0.0208      0.14  QV        |         |         |         |
  2+50       0.0218      0.15  QV        |         |         |         |
  2+55       0.0228      0.15  QV        |         |         |         |
  3+ 0       0.0239      0.15  QV        |         |         |         |
  3+ 5       0.0250      0.15  QV        |         |         |         |
  3+10       0.0260      0.16  QV        |         |         |         |
  3+15       0.0271      0.16  QV        |         |         |         |
  3+20       0.0282      0.16  QV        |         |         |         |
  3+25       0.0293      0.16  QV        |         |         |         |
  3+30       0.0304      0.16  QV        |         |         |         |
```

```
 3+35       0.0315      0.16  QV        |         |         |         |
 3+40       0.0326      0.16  QV        |         |         |         |
 3+45       0.0337      0.16  QV        |         |         |         |
 3+50       0.0348      0.16  QV        |         |         |         |
 3+55       0.0359      0.16  QV        |         |         |         |
 4+ 0       0.0371      0.17  QV        |         |         |         |
 4+ 5       0.0383      0.18  QV        |         |         |         |
 4+10       0.0396      0.18  QV        |         |         |         |
 4+15       0.0409      0.19  Q V       |         |         |         |
 4+20       0.0421      0.19  Q V       |         |         |         |
 4+25       0.0435      0.19  Q V       |         |         |         |
 4+30       0.0448      0.20  Q V       |         |         |         |
 4+35       0.0463      0.21  Q V       |         |         |         |
 4+40       0.0477      0.21  Q V       |         |         |         |
 4+45       0.0492      0.22  Q V       |         |         |         |
 4+50       0.0507      0.22  Q V       |         |         |         |
 4+55       0.0523      0.22  Q V       |         |         |         |
 5+ 0       0.0539      0.23  Q V       |         |         |         |
 5+ 5       0.0555      0.24  Q V       |         |         |         |
 5+10       0.0571      0.24  Q V       |         |         |         |
 5+15       0.0587      0.22  Q V       |         |         |         |
 5+20       0.0601      0.21  Q V       |         |         |         |
 5+25       0.0616      0.21  Q  V      |         |         |         |
 5+30       0.0631      0.22  Q  V      |         |         |         |
 5+35       0.0646      0.22  Q  V      |         |         |         |
 5+40       0.0662      0.23  Q  V      |         |         |         |
 5+45       0.0678      0.23  Q  V      |         |         |         |
 5+50       0.0694      0.24  Q  V      |         |         |         |
 5+55       0.0711      0.25  Q  V      |         |         |         |
 6+ 0       0.0728      0.25  Q  V      |         |         |         |
 6+ 5       0.0746      0.25  |Q V      |         |         |         |
 6+10       0.0763      0.26  |Q V      |         |         |         |
 6+15       0.0782      0.27  |Q V      |         |         |         |
 6+20       0.0800      0.27  |Q V      |         |         |         |
 6+25       0.0819      0.28  |Q  V     |         |         |         |
 6+30       0.0839      0.28  |Q  V     |         |         |         |
 6+35       0.0858      0.28  |Q  V     |         |         |         |
 6+40       0.0878      0.29  |Q  V     |         |         |         |
 6+45       0.0898      0.30  |Q  V     |         |         |         |
 6+50       0.0919      0.30  |Q  V     |         |         |         |
 6+55       0.0941      0.31  |Q  V     |         |         |         |
 7+ 0       0.0962      0.31  |Q  V     |         |         |         |
 7+ 5       0.0984      0.31  |Q  V     |         |         |         |
 7+10       0.1005      0.32  |Q  V     |         |         |         |
 7+15       0.1027      0.32  |Q   V    |         |         |         |
 7+20       0.1049      0.32  |Q   V    |         |         |         |
 7+25       0.1071      0.32  |Q   V    |         |         |         |
 7+30       0.1094      0.33  |Q   V    |         |         |         |
 7+35       0.1117      0.34  |Q   V    |         |         |         |
 7+40       0.1141      0.35  |Q   V    |         |         |         |
 7+45       0.1166      0.36  |Q   V    |         |         |         |
 7+50       0.1190      0.36  |Q   V    |         |         |         |
 7+55       0.1213      0.33  |Q   V    |         |         |         |
 8+ 0       0.1229      0.23  Q     V   |         |         |         |
 8+ 5       0.1240      0.16  Q     V   |         |         |         |
 8+10       0.1250      0.14  Q     V   |         |         |         |
 8+15       0.1261      0.16  Q     V   |         |         |         |
 8+20       0.1273      0.18  Q     V   |         |         |         |
 8+25       0.1286      0.18  Q     V   |         |         |         |
 8+30       0.1299      0.19  Q     V   |         |         |         |
 8+35       0.1312      0.19  Q     V   |         |         |         |
 8+40       0.1326      0.21  Q     V   |         |         |         |
 8+45       0.1342      0.23  Q     V   |         |         |         |
 8+50       0.1360      0.25  |Q    V   |         |         |         |
 8+55       0.1378      0.27  |Q    V   |         |         |         |
 9+ 0       0.1399      0.30  |Q    V   |         |         |         |
 9+ 5       0.1422      0.33  |Q     V  |         |         |         |
 9+10       0.1446      0.36  |Q     V  |         |         |         |
 9+15       0.1475      0.41  |Q     V  |         |         |         |
 9+20       0.1507      0.46  |Q     V  |         |         |         |
 9+25       0.1541      0.49  |Q     V  |         |         |         |
 9+30       0.1577      0.53  | Q    V  |         |         |         |
 9+35       0.1616      0.57  | Q    V  |         |         |         |
 9+40       0.1657      0.59  | Q     V |         |         |         |
 9+45       0.1701      0.63  | Q     V |         |         |         |
 9+50       0.1746      0.66  | Q     V |         |         |         |
 9+55       0.1794      0.69  | Q     V |         |         |         |
10+ 0       0.1844      0.73  | Q      V|         |         |         |
10+ 5       0.1896      0.75  | Q      V|         |         |         |
10+10       0.1945      0.72  | Q      V|         |         |         |
10+15       0.1986      0.59  | Q      V|         |         |         |
10+20       0.2020      0.49  |Q       V|         |         |         |
10+25       0.2050      0.44  |Q        V         |         |         |
10+30       0.2078      0.41  |Q        V         |         |         |
10+35       0.2105      0.40  |Q        V         |         |         |
10+40       0.2134      0.42  |Q        V         |         |         |
10+45       0.2170      0.51  | Q       V         |         |         |
10+50       0.2210      0.59  | Q       V         |         |         |
10+55       0.2254      0.63  | Q       |V        |         |         |
11+ 0       0.2299      0.65  | Q       |V        |         |         |
11+ 5       0.2345      0.67  | Q       |V        |         |         |
11+10       0.2392      0.68  | Q       |V        |         |         |
11+15       0.2438      0.67  | Q       | V       |         |         |
11+20       0.2484      0.66  | Q       | V       |         |         |
11+25       0.2529      0.66  | Q       | V       |         |         |
```

```
11+30       0.2575      0.67  | Q       | V       |         |         |
11+35       0.2621      0.67  | Q       | V       |         |         |
11+40       0.2667      0.66  | Q       |  V      |         |         |
11+45       0.2709      0.62  | Q       |  V      |         |         |
11+50       0.2750      0.59  | Q       |  V      |         |         |
11+55       0.2790      0.59  | Q       |  V      |         |         |
12+ 0       0.2832      0.60  | Q       |  V      |         |         |
12+ 5       0.2874      0.62  | Q       |   V     |         |         |
12+10       0.2921      0.68  | Q       |   V     |         |         |
12+15       0.2979      0.83  |  Q      |   V     |         |         |
12+20       0.3044      0.95  |  Q      |    V    |         |         |
12+25       0.3115      1.03  |   Q     |    V    |         |         |
12+30       0.3190      1.09  |   Q     |    V    |         |         |
12+35       0.3269      1.14  |   Q     |     V   |         |         |
12+40       0.3351      1.19  |   Q     |     V   |         |         |
12+45       0.3438      1.26  |    Q    |     V   |         |         |
12+50       0.3528      1.31  |    Q    |      V  |         |         |
12+55       0.3622      1.36  |    Q    |      V  |         |         |
13+ 0       0.3718      1.40  |    Q    |       V |         |         |
13+ 5       0.3818      1.45  |    Q    |       V |         |         |
13+10       0.3923      1.52  |     Q   |        V|         |         |
13+15       0.4036      1.64  |     Q   |        V|         |         |
13+20       0.4155      1.74  |     Q   |         V         |         |
13+25       0.4279      1.80  |      Q  |         |V        |         |
13+30       0.4405      1.84  |      Q  |         |V        |         |
13+35       0.4533      1.85  |      Q  |         | V       |         |
13+40       0.4656      1.79  |      Q  |         | V       |         |
13+45       0.4765      1.59  |     Q   |         |  V      |         |
13+50       0.4863      1.43  |    Q    |         |   V     |         |
13+55       0.4956      1.35  |    Q    |         |   V     |         |
14+ 0       0.5045      1.30  |    Q    |         |   V     |         |
14+ 5       0.5133      1.27  |    Q    |         |    V    |         |
14+10       0.5220      1.27  |    Q    |         |    V    |         |
14+15       0.5312      1.34  |    Q    |         |     V   |         |
14+20       0.5408      1.39  |    Q    |         |     V   |         |
14+25       0.5505      1.40  |    Q    |         |      V  |         |
14+30       0.5601      1.40  |    Q    |         |      V  |         |
14+35       0.5697      1.39  |    Q    |         |       V |         |
14+40       0.5792      1.39  |    Q    |         |       V |         |
14+45       0.5888      1.39  |    Q    |         |        V|         |
14+50       0.5984      1.39  |    Q    |         |        V|         |
14+55       0.6080      1.39  |    Q    |         |         V         |
15+ 0       0.6174      1.37  |    Q    |         |         V         |
15+ 5       0.6268      1.36  |    Q    |         |         V         |
15+10       0.6360      1.34  |    Q    |         |         |V        |
15+15       0.6451      1.32  |    Q    |         |         |V        |
15+20       0.6540      1.30  |    Q    |         |         | V       |
15+25       0.6628      1.28  |    Q    |         |         | V       |
15+30       0.6714      1.25  |    Q    |         |         |  V      |
15+35       0.6799      1.23  |   Q     |         |         |  V      |
15+40       0.6881      1.19  |   Q     |         |         |  V      |
15+45       0.6957      1.10  |   Q     |         |         |   V     |
15+50       0.7028      1.03  |   Q     |         |         |   V     |
15+55       0.7097      1.00  |  Q      |         |         |    V    |
16+ 0       0.7164      0.97  |  Q      |         |         |    V    |
16+ 5       0.7228      0.94  |  Q      |         |         |    V    |
16+10       0.7287      0.86  |  Q      |         |         |    V    |
16+15       0.7332      0.65  | Q       |         |         |     V   |
16+20       0.7366      0.49  |Q        |         |         |     V   |
16+25       0.7394      0.40  |Q        |         |         |     V   |
16+30       0.7418      0.34  |Q        |         |         |     V   |
16+35       0.7438      0.30  |Q        |         |         |     V   |
16+40       0.7456      0.26  |Q        |         |         |     V   |
16+45       0.7472      0.23  Q         |         |         |     V   |
16+50       0.7486      0.20  Q         |         |         |     V   |
16+55       0.7498      0.18  Q         |         |         |      V  |
17+ 0       0.7510      0.16  Q         |         |         |      V  |
17+ 5       0.7520      0.15  Q         |         |         |      V  |
17+10       0.7530      0.15  Q         |         |         |      V  |
17+15       0.7541      0.15  Q         |         |         |      V  |
17+20       0.7552      0.16  Q         |         |         |      V  |
17+25       0.7563      0.16  Q         |         |         |      V  |
17+30       0.7574      0.16  Q         |         |         |      V  |
17+35       0.7585      0.16  Q         |         |         |      V  |
17+40       0.7596      0.16  Q         |         |         |      V  |
17+45       0.7608      0.16  Q         |         |         |      V  |
17+50       0.7618      0.16  Q         |         |         |      V  |
17+55       0.7629      0.15  Q         |         |         |      V  |
18+ 0       0.7639      0.15  Q         |         |         |      V  |
18+ 5       0.7649      0.14  Q         |         |         |      V  |
18+10       0.7658      0.14  Q         |         |         |      V  |
18+15       0.7667      0.13  Q         |         |         |      V  |
18+20       0.7677      0.13  Q         |         |         |      V  |
18+25       0.7686      0.13  Q         |         |         |      V  |
18+30       0.7695      0.13  Q         |         |         |      V  |
18+35       0.7704      0.13  Q         |         |         |       V |
18+40       0.7713      0.13  Q         |         |         |       V |
18+45       0.7721      0.12  Q         |         |         |       V |
18+50       0.7728      0.11  Q         |         |         |       V |
18+55       0.7736      0.10  Q         |         |         |       V |
19+ 0       0.7742      0.09  Q         |         |         |       V |
19+ 5       0.7748      0.09  Q         |         |         |       V |
19+10       0.7754      0.08  Q         |         |         |       V |
19+15       0.7760      0.09  Q         |         |         |       V |
19+20       0.7766      0.09  Q         |         |         |       V |
```

```
  19+25       0.7773      0.10  Q         |         |         |       V |
  19+30       0.7781      0.11  Q         |         |         |       V |
  19+35       0.7788      0.11  Q         |         |         |       V |
  19+40       0.7796      0.11  Q         |         |         |       V |
  19+45       0.7804      0.11  Q         |         |         |       V |
  19+50       0.7811      0.10  Q         |         |         |       V |
  19+55       0.7818      0.10  Q         |         |         |       V |
  20+ 0       0.7824      0.09  Q         |         |         |       V |
  20+ 5       0.7829      0.08  Q         |         |         |       V |
  20+10       0.7835      0.08  Q         |         |         |       V |
  20+15       0.7841      0.09  Q         |         |         |       V |
  20+20       0.7847      0.09  Q         |         |         |       V |
  20+25       0.7853      0.09  Q         |         |         |       V |
  20+30       0.7860      0.09  Q         |         |         |       V |
  20+35       0.7866      0.09  Q         |         |         |       V |
  20+40       0.7873      0.09  Q         |         |         |       V |
  20+45       0.7879      0.10  Q         |         |         |       V |
  20+50       0.7886      0.09  Q         |         |         |       V |
  20+55       0.7892      0.09  Q         |         |         |       V |
  21+ 0       0.7898      0.08  Q         |         |         |       V |
  21+ 5       0.7903      0.08  Q         |         |         |        V|
  21+10       0.7909      0.08  Q         |         |         |        V|
  21+15       0.7915      0.08  Q         |         |         |        V|
  21+20       0.7921      0.09  Q         |         |         |        V|
  21+25       0.7927      0.09  Q         |         |         |        V|
  21+30       0.7932      0.08  Q         |         |         |        V|
  21+35       0.7937      0.08  Q         |         |         |        V|
  21+40       0.7943      0.08  Q         |         |         |        V|
  21+45       0.7948      0.08  Q         |         |         |        V|
  21+50       0.7954      0.09  Q         |         |         |        V|
  21+55       0.7960      0.09  Q         |         |         |        V|
  22+ 0       0.7966      0.08  Q         |         |         |        V|
  22+ 5       0.7971      0.08  Q         |         |         |        V|
  22+10       0.7976      0.08  Q         |         |         |        V|
  22+15       0.7982      0.08  Q         |         |         |        V|
  22+20       0.7988      0.09  Q         |         |         |        V|
  22+25       0.7994      0.09  Q         |         |         |        V|
  22+30       0.7999      0.08  Q         |         |         |        V|
  22+35       0.8004      0.07  Q         |         |         |        V|
  22+40       0.8009      0.07  Q         |         |         |        V|
  22+45       0.8014      0.07  Q         |         |         |        V|
  22+50       0.8019      0.07  Q         |         |         |        V|
  22+55       0.8023      0.07  Q         |         |         |        V|
  23+ 0       0.8028      0.07  Q         |         |         |        V|
  23+ 5       0.8033      0.07  Q         |         |         |        V|
  23+10       0.8037      0.07  Q         |         |         |        V|
  23+15       0.8042      0.07  Q         |         |         |        V|
  23+20       0.8046      0.07  Q         |         |         |        V|
  23+25       0.8051      0.07  Q         |         |         |        V|
  23+30       0.8055      0.07  Q         |         |         |        V|
  23+35       0.8060      0.07  Q         |         |         |        V|
  23+40       0.8064      0.06  Q         |         |         |        V|
  23+45       0.8069      0.06  Q         |         |         |        V|
  23+50       0.8073      0.06  Q         |         |         |        V|
  23+55       0.8078      0.06  Q         |         |         |        V|
  24+ 0       0.8082      0.06  Q         |         |         |        V|
  24+ 5       0.8086      0.06  Q         |         |         |        V|
  24+10       0.8090      0.06  Q         |         |         |        V|
  24+15       0.8093      0.04  Q         |         |         |        V|
  24+20       0.8095      0.03  Q         |         |         |        V|
  24+25       0.8096      0.02  Q         |         |         |        V|
  24+30       0.8098      0.02  Q         |         |         |        V|
  24+35       0.8098      0.01  Q         |         |         |        V|
  24+40       0.8099      0.01  Q         |         |         |        V|
  24+45       0.8100      0.01  Q         |         |         |        V|
  24+50       0.8100      0.01  Q         |         |         |        V|
  24+55       0.8101      0.01  Q         |         |         |        V|
  25+ 0       0.8101      0.00  Q         |         |         |        V|
  25+ 5       0.8101      0.00  Q         |         |         |        V|
  25+10       0.8101      0.00  Q         |         |         |        V|
  25+15       0.8102      0.00  Q         |         |         |        V|
  25+20       0.8102      0.00  Q         |         |         |        V|
  25+25       0.8102      0.00  Q         |         |         |        V|
  25+30       0.8102      0.00  Q         |         |         |        V|
  25+35       0.8102      0.00  Q         |         |         |        V|
  25+40       0.8102      0.00  Q         |         |         |        V|
  25+45       0.8102      0.00  Q         |         |         |        V|
  25+50       0.8102      0.00  Q         |         |         |        V|
  25+55       0.8102      0.00  Q         |         |         |         V
----------------------------------------------------------------------
```

```
          U n i t   H y d r o g r a p h    A n a l y s i s

          Copyright (c) CIVILCADD/CIVILDESIGN, 1989 - 2004, Version 7.0
                    Study date  03/26/20 File: f1100.out


++++++++++++++++++++++++++++++++++++++++++++++++++++++++++++++++++++++++
----------------------------------------------------------------------

Riverside County Synthetic Unit Hydrology Method
RCFC & WCD Manual date - April 1978


Program License Serial Number 4027

-------------------------------------------------------------------
 English (in-lb) Input Units Used
 English Rainfall Data (Inches) Input Values Used

 English Units used in output format



-------------------------------------------------------------------
Basin "FF"



-----------------------------------------------------------------
Drainage Area =       1.01(Ac.)  =      0.002 Sq. Mi.
Drainage Area for Depth-Area Areal Adjustment =       1.01(Ac.)  =      0.002 Sq. Mi.
Length along longest watercourse =     890.00(Ft.)
Length along longest watercourse measured to centroid =     685.00(Ft.)
Length along longest watercourse =      0.169 Mi.
Length along longest watercourse measured to centroid =      0.130 Mi.
Difference in elevation =       9.70(Ft.)
Slope along watercourse =     57.5461 Ft./Mi.
Average Manning's 'N' = 0.015
Lag time =    0.039 Hr.
Lag time =     2.34 Min.
25% of lag time =     0.58 Min.
40% of lag time =     0.94 Min.
Unit time =     5.00 Min.
Duration of storm = 1 Hour(s)
User Entered Base Flow =     0.00(CFS)

2 YEAR Area rainfall data:


Area(Ac.)[1]       Rainfall(In)[2]      Weighting[1*2]
        1.01                0.35                          0.36

100 YEAR Area rainfall data:


Area(Ac.)[1]       Rainfall(In)[2]      Weighting[1*2]
        1.01                1.46                          1.47

STORM EVENT (YEAR) =  100.00
Area Averaged 2-Year Rainfall =    0.352(In)
Area Averaged 100-Year Rainfall =    1.460(In)

Point rain (area averaged) =    1.460(In)
Areal adjustment factor =  100.00 %
Adjusted average point rain =    1.460(In)

Sub-Area Data:
Area(Ac.)         Runoff Index   Impervious %
     0.310           58.00         0.150
     0.110           58.00         0.100
     0.590           58.00         0.900
 Total Area Entered =      1.01(Ac.)


RI    RI   Infil. Rate Impervious   Adj. Infil. Rate  Area%     F
AMC2 AMC-3     (In/Hr)    (Dec.%)     (In/Hr)      (Dec.)    (In/Hr)
58.0  76.4      0.286     0.150        0.248       0.307      0.076
58.0  76.4      0.286     0.100        0.261       0.109      0.028
58.0  76.4      0.286     0.900        0.054       0.584      0.032
                                                 Sum (F) =   0.136
Area averaged mean soil loss (F) (In/Hr) =  0.136
Minimum soil loss rate ((In/Hr)) =  0.068
(for 24 hour storm duration)
Soil low loss rate (decimal) =   0.420
-------------------------------------------------------------------
Slope of intensity-duration curve for a 1 hour storm =0.5800
-----------------------------------------------------------------------

                    U n i t  H y d r o g r a p h
                              DESERT S-Curve
-----------------------------------------------------------------
                    Unit Hydrograph Data
-------------------------------------------------------------------
Unit time period   Time % of lag   Distribution   Unit Hydrograph
```

```
            (hrs)                          Graph %            (CFS)
         ------------------------------------------------------------------
             1   0.083        213.693         44.574              0.454
             2   0.167        427.386         44.571              0.454
             3   0.250        641.079          8.115              0.083
             4   0.333        854.772          2.739              0.028
                                         Sum = 100.000   Sum=       1.018
-----------------------------------------------------------------------


  Unit Time   Pattern   Storm Rain     Loss rate(In./Hr)     Effective
       (Hr.)  Percent   (In/Hr)         Max   |   Low        (In/Hr)
   1   0.08     3.60      0.631         0.136      ---          0.49
   2   0.17     4.20      0.736         0.136      ---          0.60
   3   0.25     4.40      0.771         0.136      ---          0.63
   4   0.33     4.60      0.806         0.136      ---          0.67
   5   0.42     5.00      0.876         0.136      ---          0.74
   6   0.50     5.60      0.981         0.136      ---          0.84
   7   0.58     6.40      1.121         0.136      ---          0.99
   8   0.67     8.10      1.419         0.136      ---          1.28
   9   0.75    13.10      2.295         0.136      ---          2.16
  10   0.83    34.50      6.044         0.136      ---          5.91
  11   0.92     6.70      1.174         0.136      ---          1.04
  12   1.00     3.80      0.666         0.136      ---          0.53
     Sum =     100.0                                   Sum =    15.9
          Flood volume = Effective rainfall      1.32(In)
           times area       1.0(Ac.)/[(In)/(Ft.)] =       0.1(Ac.Ft)
          Total soil loss =      0.14(In)
          Total soil loss =     0.011(Ac.Ft)
          Total rainfall =      1.46(In)
          Flood volume =        4853.2 Cubic Feet
          Total soil loss =         499.5 Cubic Feet
          ---------------------------------------------------------------------
           Peak flow rate of this hydrograph =      3.795(CFS)
          ---------------------------------------------------------------------
          ++++++++++++++++++++++++++++++++++++++++++++++++++++++++++++++++++++++
                                1 - H O U R    S T O R M
                         R u n o f f      H y d r o g r a p h
          ---------------------------------------------------------------------
                     Hydrograph in   5   Minute intervals ((CFS))

          ---------------------------------------------------------------------
  Time(h+m) Volume Ac.Ft   Q(CFS)  0        2.5       5.0       7.5      10.0
  ----------------------------------------------------------------------
    0+ 5       0.0015      0.22  Q         |         |         |         |
    0+10       0.0050      0.50  |Q        |         |         |         |
    0+15       0.0091      0.60  | QV      |         |         |         |
    0+20       0.0136      0.66  | Q V     |         |         |         |
    0+25       0.0185      0.71  | Q   V   |         |         |         |
    0+30       0.0240      0.79  |  Q    V |         |         |         |
    0+35       0.0302      0.91  |  Q      V         |         |         |
    0+40       0.0379      1.12  |   Q     |  V      |         |         |
    0+45       0.0494      1.67  |     Q   |      V  |         |         |
    0+50       0.0756      3.80  |         |    Q    |      V  |         |
    0+55       0.0988      3.37  |         |  Q      |         |    V    |
    1+ 0       0.1074      1.26  |    Q    |         |         |       V |
    1+ 5       0.1108      0.49  |Q        |         |         |        V|
    1+10       0.1113      0.07  Q         |         |         |        V|
    1+15       0.1114      0.01  Q         |         |         |         V
-----------------------------------------------------------------------
```

```
          U n i t   H y d r o g r a p h    A n a l y s i s

          Copyright (c) CIVILCADD/CIVILDESIGN, 1989 - 2004, Version 7.0
                    Study date  03/26/20 File: f3100.out


++++++++++++++++++++++++++++++++++++++++++++++++++++++++++++++++++++++++++++++
------------------------------------------------------------------------------

Riverside County Synthetic Unit Hydrology Method
RCFC & WCD Manual date - April 1978


Program License Serial Number 4027

-------------------------------------------------------------------
 English (in-lb) Input Units Used
 English Rainfall Data (Inches) Input Values Used

 English Units used in output format



-------------------------------------------------------------------
Basin "FF"



-------------------------------------------------------------------
Drainage Area =       1.01(Ac.)  =      0.002 Sq. Mi.
Drainage Area for Depth-Area Areal Adjustment =       1.01(Ac.)  =      0.002 Sq. Mi.
Length along longest watercourse =     890.00(Ft.)
Length along longest watercourse measured to centroid =     685.00(Ft.)
Length along longest watercourse =      0.169 Mi.
Length along longest watercourse measured to centroid =      0.130 Mi.
Difference in elevation =       9.70(Ft.)
Slope along watercourse =     57.5461 Ft./Mi.
Average Manning's 'N' = 0.015
Lag time =    0.039 Hr.
Lag time =     2.34 Min.
25% of lag time =     0.58 Min.
40% of lag time =     0.94 Min.
Unit time =     5.00 Min.
Duration of storm = 3 Hour(s)
User Entered Base Flow =     0.00(CFS)

2 YEAR Area rainfall data:


Area(Ac.)[1]       Rainfall(In)[2]      Weighting[1*2]
        1.01                0.56                          0.56

100 YEAR Area rainfall data:


Area(Ac.)[1]       Rainfall(In)[2]      Weighting[1*2]
        1.01                2.14                          2.16

STORM EVENT (YEAR) =  100.00
Area Averaged 2-Year Rainfall =    0.555(In)
Area Averaged 100-Year Rainfall =    2.140(In)

Point rain (area averaged) =    2.140(In)
Areal adjustment factor =  100.00 %
Adjusted average point rain =    2.140(In)

Sub-Area Data:
Area(Ac.)         Runoff Index   Impervious %
     0.310           58.00         0.150
     0.110           58.00         0.100
     0.590           58.00         0.900
 Total Area Entered =      1.01(Ac.)


RI    RI   Infil. Rate Impervious   Adj. Infil. Rate  Area%     F
AMC2 AMC-3     (In/Hr)    (Dec.%)     (In/Hr)      (Dec.)    (In/Hr)
58.0  76.4      0.286     0.150        0.248       0.307      0.076
58.0  76.4      0.286     0.100        0.261       0.109      0.028
58.0  76.4      0.286     0.900        0.054       0.584      0.032
                                                Sum (F) =   0.136
Area averaged mean soil loss (F) (In/Hr) =  0.136
Minimum soil loss rate ((In/Hr)) =  0.068
(for 24 hour storm duration)
Soil low loss rate (decimal) =   0.420
-------------------------------------------------------------------

                    U n i t  H y d r o g r a p h
                              DESERT S-Curve
-------------------------------------------------------------------
                    Unit Hydrograph Data
-------------------------------------------------------------------
Unit time period   Time % of lag   Distribution   Unit Hydrograph
    (hrs)                           Graph %            (CFS)
-------------------------------------------------------------------
```

1	0.083	213.693	44.574	0.454
2	0.167	427.386	44.571	0.454
3	0.250	641.079	8.115	0.083
4	0.333	854.772	2.739	0.028
			Sum = 100.000 Sum=	1.018

Unit Time (Hr.)	Pattern Percent	Storm Rain (In/Hr)	Loss rate(In./Hr) Max	Low	Effective (In/Hr)
1 0.08	1.30	0.334	0.136	---	0.20
2 0.17	1.30	0.334	0.136	---	0.20
3 0.25	1.10	0.282	0.136	---	0.15
4 0.33	1.50	0.385	0.136	---	0.25
5 0.42	1.50	0.385	0.136	---	0.25
6 0.50	1.80	0.462	0.136	---	0.33
7 0.58	1.50	0.385	0.136	---	0.25
8 0.67	1.80	0.462	0.136	---	0.33
9 0.75	1.80	0.462	0.136	---	0.33
10 0.83	1.50	0.385	0.136	---	0.25
11 0.92	1.60	0.411	0.136	---	0.27
12 1.00	1.80	0.462	0.136	---	0.33
13 1.08	2.20	0.565	0.136	---	0.43
14 1.17	2.20	0.565	0.136	---	0.43
15 1.25	2.20	0.565	0.136	---	0.43
16 1.33	2.00	0.514	0.136	---	0.38
17 1.42	2.60	0.668	0.136	---	0.53
18 1.50	2.70	0.693	0.136	---	0.56
19 1.58	2.40	0.616	0.136	---	0.48
20 1.67	2.70	0.693	0.136	---	0.56
21 1.75	3.30	0.847	0.136	---	0.71
22 1.83	3.10	0.796	0.136	---	0.66
23 1.92	2.90	0.745	0.136	---	0.61
24 2.00	3.00	0.770	0.136	---	0.63
25 2.08	3.10	0.796	0.136	---	0.66
26 2.17	4.20	1.079	0.136	---	0.94
27 2.25	5.00	1.284	0.136	---	1.15
28 2.33	3.50	0.899	0.136	---	0.76
29 2.42	6.80	1.746	0.136	---	1.61
30 2.50	7.30	1.875	0.136	---	1.74
31 2.58	8.20	2.106	0.136	---	1.97
32 2.67	5.90	1.515	0.136	---	1.38
33 2.75	2.00	0.514	0.136	---	0.38
34 2.83	1.80	0.462	0.136	---	0.33
35 2.92	1.80	0.462	0.136	---	0.33
36 3.00	0.60	0.154	0.136	---	0.02
Sum =	100.0			Sum =	20.8

Flood volume = Effective rainfall 1.73(In)
times area 1.0(Ac.)/[(In)/(Ft.)] = 0.1(Ac.Ft)
Total soil loss = 0.41(In)
Total soil loss = 0.034(Ac.Ft)
Total rainfall = 2.14(In)
Flood volume = 6347.3 Cubic Feet
Total soil loss = 1498.6 Cubic Feet

Peak flow rate of this hydrograph = 1.837(CFS)

++

3 - H O U R S T O R M
R u n o f f H y d r o g r a p h

Hydrograph in 5 Minute intervals ((CFS))

Time(h+m)	Volume Ac.Ft	Q(CFS)	0 2.5 5.0 7.5 10.0
0+ 5	0.0006	0.09	Q | | | |
0+10	0.0019	0.18	Q | | | |
0+15	0.0030	0.17	Q | | | |
0+20	0.0044	0.20	QV | | | |
0+25	0.0061	0.24	QV | | | |
0+30	0.0081	0.29	|QV | | | |
0+35	0.0101	0.29	|QV | | | |
0+40	0.0121	0.29	|Q V | | | |
0+45	0.0143	0.33	|Q V | | | |
0+50	0.0164	0.29	|Q V | | | |
0+55	0.0182	0.27	|Q V | | | |
1+ 0	0.0203	0.30	|Q V | | | |
1+ 5	0.0229	0.37	|Q V | | | |
1+10	0.0258	0.42	|Q V | | | |
1+15	0.0288	0.43	|Q V | | | |
1+20	0.0316	0.41	|Q V | | | |
1+25	0.0348	0.46	|Q V| | | |
1+30	0.0385	0.54	| Q V | | |
1+35	0.0421	0.53	| Q |V | | |
1+40	0.0458	0.53	| Q | V | | |
1+45	0.0501	0.63	| Q | V | | |
1+50	0.0548	0.68	| Q | V | | |
1+55	0.0593	0.65	| Q | V | | |
2+ 0	0.0637	0.64	| Q | V | | |
2+ 5	0.0682	0.66	| Q | V | | |
2+10	0.0737	0.80	| Q | V | |
2+15	0.0807	1.02	| Q | | V | |
2+20	0.0874	0.96	| Q | | V | |
2+25	0.0956	1.20	| Q | | V |

```
    2+30       0.1068      1.61  |     Q   |         |        V|         |
    2+35       0.1194      1.84  |      Q  |         |         | V       |
    2+40       0.1312      1.71  |     Q   |         |         |     V   |
    2+45       0.1381      1.01  |   Q     |         |         |      V  |
    2+50       0.1415      0.49  |Q        |         |         |       V |
    2+55       0.1440      0.37  |Q        |         |         |        V|
    3+ 0       0.1453      0.19  Q         |         |         |        V|
    3+ 5       0.1456      0.04  Q         |         |         |        V|
    3+10       0.1457      0.01  Q         |         |         |        V|
    3+15       0.1457      0.00  Q         |         |         |         V
-----------------------------------------------------------------------
```

```
          U n i t   H y d r o g r a p h    A n a l y s i s

          Copyright (c) CIVILCADD/CIVILDESIGN, 1989 - 2004, Version 7.0
                    Study date  03/26/20 File: f6100.out


++++++++++++++++++++++++++++++++++++++++++++++++++++++++++++++++++++++++++++++
------------------------------------------------------------------------------

Riverside County Synthetic Unit Hydrology Method
RCFC & WCD Manual date - April 1978


Program License Serial Number 4027

-------------------------------------------------------------------
 English (in-lb) Input Units Used
 English Rainfall Data (Inches) Input Values Used

 English Units used in output format



-------------------------------------------------------------------
Basin "FF"



-------------------------------------------------------------------
Drainage Area =       1.01(Ac.)  =      0.002 Sq. Mi.
Drainage Area for Depth-Area Areal Adjustment =       1.01(Ac.)  =      0.002 Sq. Mi.
Length along longest watercourse =     890.00(Ft.)
Length along longest watercourse measured to centroid =     685.00(Ft.)
Length along longest watercourse =      0.169 Mi.
Length along longest watercourse measured to centroid =      0.130 Mi.
Difference in elevation =       9.70(Ft.)
Slope along watercourse =     57.5461 Ft./Mi.
Average Manning's 'N' = 0.015
Lag time =    0.039 Hr.
Lag time =     2.34 Min.
25% of lag time =     0.58 Min.
40% of lag time =     0.94 Min.
Unit time =     5.00 Min.
Duration of storm = 6 Hour(s)
User Entered Base Flow =     0.00(CFS)

2 YEAR Area rainfall data:


Area(Ac.)[1]       Rainfall(In)[2]      Weighting[1*2]
        1.01                0.73                           0.73

100 YEAR Area rainfall data:


Area(Ac.)[1]       Rainfall(In)[2]      Weighting[1*2]
        1.01                2.75                           2.78

STORM EVENT (YEAR) =  100.00
Area Averaged 2-Year Rainfall =    0.727(In)
Area Averaged 100-Year Rainfall =    2.750(In)

Point rain (area averaged) =    2.750(In)
Areal adjustment factor =  100.00 %
Adjusted average point rain =    2.750(In)

Sub-Area Data:
Area(Ac.)         Runoff Index   Impervious %
     0.310           58.00         0.150
     0.110           58.00         0.100
     0.590           58.00         0.900
 Total Area Entered =      1.01(Ac.)


RI    RI   Infil. Rate Impervious   Adj. Infil. Rate  Area%     F
AMC2 AMC-3     (In/Hr)    (Dec.%)     (In/Hr)      (Dec.)    (In/Hr)
58.0  76.4      0.286     0.150        0.248       0.307      0.076
58.0  76.4      0.286     0.100        0.261       0.109      0.028
58.0  76.4      0.286     0.900        0.054       0.584      0.032
                                                Sum (F) =   0.136
Area averaged mean soil loss (F) (In/Hr) =  0.136
Minimum soil loss rate ((In/Hr)) =  0.068
(for 24 hour storm duration)
Soil low loss rate (decimal) =   0.420
-------------------------------------------------------------------

                    U n i t  H y d r o g r a p h
                              DESERT S-Curve
-------------------------------------------------------------------
                    Unit Hydrograph Data
-------------------------------------------------------------------
Unit time period   Time % of lag   Distribution   Unit Hydrograph
    (hrs)                           Graph %            (CFS)
-------------------------------------------------------------------
```

1	0.083	213.693	44.574	0.454
2	0.167	427.386	44.571	0.454
3	0.250	641.079	8.115	0.083
4	0.333	854.772	2.739	0.028
			Sum = 100.000 Sum=	1.018

Unit	Time (Hr.)	Pattern Percent	Storm Rain (In/Hr)	Loss rate(In./Hr) Max	Low	Effective (In/Hr)
1	0.08	0.50	0.165	0.136	---	0.03
2	0.17	0.60	0.198	0.136	---	0.06
3	0.25	0.60	0.198	0.136	---	0.06
4	0.33	0.60	0.198	0.136	---	0.06
5	0.42	0.60	0.198	0.136	---	0.06
6	0.50	0.70	0.231	0.136	---	0.09
7	0.58	0.70	0.231	0.136	---	0.09
8	0.67	0.70	0.231	0.136	---	0.09
9	0.75	0.70	0.231	0.136	---	0.09
10	0.83	0.70	0.231	0.136	---	0.09
11	0.92	0.70	0.231	0.136	---	0.09
12	1.00	0.80	0.264	0.136	---	0.13
13	1.08	0.80	0.264	0.136	---	0.13
14	1.17	0.80	0.264	0.136	---	0.13
15	1.25	0.80	0.264	0.136	---	0.13
16	1.33	0.80	0.264	0.136	---	0.13
17	1.42	0.80	0.264	0.136	---	0.13
18	1.50	0.80	0.264	0.136	---	0.13
19	1.58	0.80	0.264	0.136	---	0.13
20	1.67	0.80	0.264	0.136	---	0.13
21	1.75	0.80	0.264	0.136	---	0.13
22	1.83	0.80	0.264	0.136	---	0.13
23	1.92	0.80	0.264	0.136	---	0.13
24	2.00	0.90	0.297	0.136	---	0.16
25	2.08	0.80	0.264	0.136	---	0.13
26	2.17	0.90	0.297	0.136	---	0.16
27	2.25	0.90	0.297	0.136	---	0.16
28	2.33	0.90	0.297	0.136	---	0.16
29	2.42	0.90	0.297	0.136	---	0.16
30	2.50	0.90	0.297	0.136	---	0.16
31	2.58	0.90	0.297	0.136	---	0.16
32	2.67	0.90	0.297	0.136	---	0.16
33	2.75	1.00	0.330	0.136	---	0.19
34	2.83	1.00	0.330	0.136	---	0.19
35	2.92	1.00	0.330	0.136	---	0.19
36	3.00	1.00	0.330	0.136	---	0.19
37	3.08	1.00	0.330	0.136	---	0.19
38	3.17	1.10	0.363	0.136	---	0.23
39	3.25	1.10	0.363	0.136	---	0.23
40	3.33	1.10	0.363	0.136	---	0.23
41	3.42	1.20	0.396	0.136	---	0.26
42	3.50	1.30	0.429	0.136	---	0.29
43	3.58	1.40	0.462	0.136	---	0.33
44	3.67	1.40	0.462	0.136	---	0.33
45	3.75	1.50	0.495	0.136	---	0.36
46	3.83	1.50	0.495	0.136	---	0.36
47	3.92	1.60	0.528	0.136	---	0.39
48	4.00	1.60	0.528	0.136	---	0.39
49	4.08	1.70	0.561	0.136	---	0.42
50	4.17	1.80	0.594	0.136	---	0.46
51	4.25	1.90	0.627	0.136	---	0.49
52	4.33	2.00	0.660	0.136	---	0.52
53	4.42	2.10	0.693	0.136	---	0.56
54	4.50	2.10	0.693	0.136	---	0.56
55	4.58	2.20	0.726	0.136	---	0.59
56	4.67	2.30	0.759	0.136	---	0.62
57	4.75	2.40	0.792	0.136	---	0.66
58	4.83	2.40	0.792	0.136	---	0.66
59	4.92	2.50	0.825	0.136	---	0.69
60	5.00	2.60	0.858	0.136	---	0.72
61	5.08	3.10	1.023	0.136	---	0.89
62	5.17	3.60	1.188	0.136	---	1.05
63	5.25	3.90	1.287	0.136	---	1.15
64	5.33	4.20	1.386	0.136	---	1.25
65	5.42	4.70	1.551	0.136	---	1.41
66	5.50	5.60	1.848	0.136	---	1.71
67	5.58	1.90	0.627	0.136	---	0.49
68	5.67	0.90	0.297	0.136	---	0.16
69	5.75	0.60	0.198	0.136	---	0.06
70	5.83	0.50	0.165	0.136	---	0.03
71	5.92	0.30	0.099	0.136	0.042	0.06
72	6.00	0.20	0.066	0.136	0.028	0.04
Sum =		100.0			Sum =	23.4

Flood volume = Effective rainfall 1.95(In)
times area 1.0(Ac.)/[(In)/(Ft.)] = 0.2(Ac.Ft)
Total soil loss = 0.80(In)
Total soil loss = 0.067(Ac.Ft)
Total rainfall = 2.75(In)
Flood volume = 7147.2 Cubic Feet
Total soil loss = 2935.1 Cubic Feet

Peak flow rate of this hydrograph = 1.555(CFS)

++

6 - H O U R S T O R M

R u n o f f H y d r o g r a p h

Hydrograph in 5 Minute intervals ((CFS))

Time(h+m)	Volume Ac.Ft	Q(CFS)	0 2.5 5.0 7.5 10.0
0+ 5	0.0001	0.01	Q
0+10	0.0004	0.04	Q
0+15	0.0008	0.06	Q
0+20	0.0012	0.06	Q
0+25	0.0016	0.06	Q
0+30	0.0022	0.08	Q
0+35	0.0028	0.09	Q
0+40	0.0035	0.10	Q
0+45	0.0041	0.10	QV
0+50	0.0048	0.10	QV
0+55	0.0055	0.10	QV
1+ 0	0.0062	0.11	QV
1+ 5	0.0071	0.13	QV
1+10	0.0080	0.13	QV
1+15	0.0089	0.13	Q V
1+20	0.0098	0.13	Q V
1+25	0.0107	0.13	Q V
1+30	0.0116	0.13	Q V
1+35	0.0125	0.13	Q V
1+40	0.0134	0.13	Q V
1+45	0.0143	0.13	Q V
1+50	0.0152	0.13	Q V
1+55	0.0161	0.13	Q V
2+ 0	0.0171	0.15	Q V
2+ 5	0.0181	0.15	Q V
2+10	0.0191	0.15	Q V
2+15	0.0202	0.16	Q V
2+20	0.0213	0.16	Q V
2+25	0.0224	0.16	Q V
2+30	0.0236	0.16	Q V
2+35	0.0247	0.16	Q V
2+40	0.0258	0.16	Q V
2+45	0.0270	0.18	Q V
2+50	0.0284	0.19	Q V
2+55	0.0297	0.20	Q V
3+ 0	0.0311	0.20	Q V
3+ 5	0.0324	0.20	Q V
3+10	0.0339	0.21	Q V
3+15	0.0355	0.23	Q V
3+20	0.0371	0.23	Q V
3+25	0.0388	0.25	Q V
3+30	0.0407	0.28	Q V
3+35	0.0428	0.31	Q V
3+40	0.0450	0.33	Q V
3+45	0.0474	0.35	Q V
3+50	0.0499	0.36	Q V
3+55	0.0525	0.38	Q V
4+ 0	0.0552	0.40	Q V
4+ 5	0.0581	0.41	Q V
4+10	0.0611	0.44	Q V
4+15	0.0644	0.48	Q V
4+20	0.0679	0.51	Q V
4+25	0.0717	0.54	Q V
4+30	0.0756	0.56	Q V
4+35	0.0796	0.58	Q V
4+40	0.0838	0.61	Q V
4+45	0.0882	0.64	Q V
4+50	0.0928	0.66	Q V
4+55	0.0975	0.68	Q V
5+ 0	0.1024	0.71	Q V
5+ 5	0.1079	0.81	Q V
5+10	0.1145	0.96	Q V
5+15	0.1221	1.09	Q V
5+20	0.1303	1.20	Q V
5+25	0.1395	1.33	Q V
5+30	0.1502	1.55	Q V
5+35	0.1582	1.15	Q V
5+40	0.1614	0.48	Q V
5+45	0.1627	0.19	Q V
5+50	0.1632	0.07	Q V
5+55	0.1636	0.05	Q V
6+ 0	0.1639	0.05	Q V
6+ 5	0.1640	0.02	Q V
6+10	0.1641	0.00	Q V
6+15	0.1641	0.00	Q V

```
          U n i t   H y d r o g r a p h    A n a l y s i s

          Copyright (c) CIVILCADD/CIVILDESIGN, 1989 - 2004, Version 7.0
                    Study date  03/26/20 File: f24100.out


++++++++++++++++++++++++++++++++++++++++++++++++++++++++++++++++++++++++++++++
------------------------------------------------------------------------------

Riverside County Synthetic Unit Hydrology Method
RCFC & WCD Manual date - April 1978


Program License Serial Number 4027

-------------------------------------------------------------------
 English (in-lb) Input Units Used
 English Rainfall Data (Inches) Input Values Used

 English Units used in output format



-------------------------------------------------------------------
Basin "FF"



-------------------------------------------------------------------
Drainage Area =       1.01(Ac.)  =      0.002 Sq. Mi.
Drainage Area for Depth-Area Areal Adjustment =       1.01(Ac.)  =      0.002 Sq. Mi.
Length along longest watercourse =     890.00(Ft.)
Length along longest watercourse measured to centroid =     685.00(Ft.)
Length along longest watercourse =      0.169 Mi.
Length along longest watercourse measured to centroid =      0.130 Mi.
Difference in elevation =       9.70(Ft.)
Slope along watercourse =     57.5461 Ft./Mi.
Average Manning's 'N' = 0.015
Lag time =    0.039 Hr.
Lag time =     2.34 Min.
25% of lag time =     0.58 Min.
40% of lag time =     0.94 Min.
Unit time =     5.00 Min.
Duration of storm = 24 Hour(s)
User Entered Base Flow =     0.00(CFS)

2 YEAR Area rainfall data:


Area(Ac.)[1]       Rainfall(In)[2]      Weighting[1*2]
        1.01                1.16                          1.17

100 YEAR Area rainfall data:


Area(Ac.)[1]       Rainfall(In)[2]      Weighting[1*2]
        1.01                4.45                          4.49

STORM EVENT (YEAR) =  100.00
Area Averaged 2-Year Rainfall =    1.160(In)
Area Averaged 100-Year Rainfall =    4.450(In)

Point rain (area averaged) =    4.450(In)
Areal adjustment factor =  100.00 %
Adjusted average point rain =    4.450(In)

Sub-Area Data:
Area(Ac.)         Runoff Index   Impervious %
     0.310           58.00         0.150
     0.110           58.00         0.100
     0.590           58.00         0.900
 Total Area Entered =      1.01(Ac.)


RI    RI   Infil. Rate Impervious   Adj. Infil. Rate  Area%     F
AMC2 AMC-3     (In/Hr)    (Dec.%)     (In/Hr)      (Dec.)    (In/Hr)
58.0  76.4      0.286     0.150        0.248       0.307      0.076
58.0  76.4      0.286     0.100        0.261       0.109      0.028
58.0  76.4      0.286     0.900        0.054       0.584      0.032
                                                Sum (F) =   0.136
Area averaged mean soil loss (F) (In/Hr) =  0.136
Minimum soil loss rate ((In/Hr)) =  0.068
(for 24 hour storm duration)
Soil low loss rate (decimal) =   0.420
-------------------------------------------------------------------

                    U n i t  H y d r o g r a p h
                              DESERT S-Curve
-------------------------------------------------------------------
                    Unit Hydrograph Data
-------------------------------------------------------------------
Unit time period   Time % of lag   Distribution   Unit Hydrograph
    (hrs)                           Graph %            (CFS)
-------------------------------------------------------------------
```

1	0.083	213.693	44.574	0.454
2	0.167	427.386	44.571	0.454
3	0.250	641.079	8.115	0.083
4	0.333	854.772	2.739	0.028
			Sum = 100.000 Sum=	1.018

Unit	Time (Hr.)	Pattern Percent	Storm Rain (In/Hr)	Loss rate(In./Hr) Max	Low	Effective (In/Hr)
1	0.08	0.07	0.036	0.242	0.015	0.02
2	0.17	0.07	0.036	0.241	0.015	0.02
3	0.25	0.07	0.036	0.240	0.015	0.02
4	0.33	0.10	0.053	0.239	0.022	0.03
5	0.42	0.10	0.053	0.238	0.022	0.03
6	0.50	0.10	0.053	0.237	0.022	0.03
7	0.58	0.10	0.053	0.236	0.022	0.03
8	0.67	0.10	0.053	0.235	0.022	0.03
9	0.75	0.10	0.053	0.234	0.022	0.03
10	0.83	0.13	0.071	0.233	0.030	0.04
11	0.92	0.13	0.071	0.232	0.030	0.04
12	1.00	0.13	0.071	0.231	0.030	0.04
13	1.08	0.10	0.053	0.230	0.022	0.03
14	1.17	0.10	0.053	0.230	0.022	0.03
15	1.25	0.10	0.053	0.229	0.022	0.03
16	1.33	0.10	0.053	0.228	0.022	0.03
17	1.42	0.10	0.053	0.227	0.022	0.03
18	1.50	0.10	0.053	0.226	0.022	0.03
19	1.58	0.10	0.053	0.225	0.022	0.03
20	1.67	0.10	0.053	0.224	0.022	0.03
21	1.75	0.10	0.053	0.223	0.022	0.03
22	1.83	0.13	0.071	0.222	0.030	0.04
23	1.92	0.13	0.071	0.221	0.030	0.04
24	2.00	0.13	0.071	0.221	0.030	0.04
25	2.08	0.13	0.071	0.220	0.030	0.04
26	2.17	0.13	0.071	0.219	0.030	0.04
27	2.25	0.13	0.071	0.218	0.030	0.04
28	2.33	0.13	0.071	0.217	0.030	0.04
29	2.42	0.13	0.071	0.216	0.030	0.04
30	2.50	0.13	0.071	0.215	0.030	0.04
31	2.58	0.17	0.089	0.214	0.037	0.05
32	2.67	0.17	0.089	0.213	0.037	0.05
33	2.75	0.17	0.089	0.213	0.037	0.05
34	2.83	0.17	0.089	0.212	0.037	0.05
35	2.92	0.17	0.089	0.211	0.037	0.05
36	3.00	0.17	0.089	0.210	0.037	0.05
37	3.08	0.17	0.089	0.209	0.037	0.05
38	3.17	0.17	0.089	0.208	0.037	0.05
39	3.25	0.17	0.089	0.207	0.037	0.05
40	3.33	0.17	0.089	0.206	0.037	0.05
41	3.42	0.17	0.089	0.206	0.037	0.05
42	3.50	0.17	0.089	0.205	0.037	0.05
43	3.58	0.17	0.089	0.204	0.037	0.05
44	3.67	0.17	0.089	0.203	0.037	0.05
45	3.75	0.17	0.089	0.202	0.037	0.05
46	3.83	0.20	0.107	0.201	0.045	0.06
47	3.92	0.20	0.107	0.200	0.045	0.06
48	4.00	0.20	0.107	0.200	0.045	0.06
49	4.08	0.20	0.107	0.199	0.045	0.06
50	4.17	0.20	0.107	0.198	0.045	0.06
51	4.25	0.20	0.107	0.197	0.045	0.06
52	4.33	0.23	0.125	0.196	0.052	0.07
53	4.42	0.23	0.125	0.195	0.052	0.07
54	4.50	0.23	0.125	0.195	0.052	0.07
55	4.58	0.23	0.125	0.194	0.052	0.07
56	4.67	0.23	0.125	0.193	0.052	0.07
57	4.75	0.23	0.125	0.192	0.052	0.07
58	4.83	0.27	0.142	0.191	0.060	0.08
59	4.92	0.27	0.142	0.190	0.060	0.08
60	5.00	0.27	0.142	0.190	0.060	0.08
61	5.08	0.20	0.107	0.189	0.045	0.06
62	5.17	0.20	0.107	0.188	0.045	0.06
63	5.25	0.20	0.107	0.187	0.045	0.06
64	5.33	0.23	0.125	0.186	0.052	0.07
65	5.42	0.23	0.125	0.185	0.052	0.07
66	5.50	0.23	0.125	0.185	0.052	0.07
67	5.58	0.27	0.142	0.184	0.060	0.08
68	5.67	0.27	0.142	0.183	0.060	0.08
69	5.75	0.27	0.142	0.182	0.060	0.08
70	5.83	0.27	0.142	0.181	0.060	0.08
71	5.92	0.27	0.142	0.181	0.060	0.08
72	6.00	0.27	0.142	0.180	0.060	0.08
73	6.08	0.30	0.160	0.179	0.067	0.09
74	6.17	0.30	0.160	0.178	0.067	0.09
75	6.25	0.30	0.160	0.177	0.067	0.09
76	6.33	0.30	0.160	0.177	0.067	0.09
77	6.42	0.30	0.160	0.176	0.067	0.09
78	6.50	0.30	0.160	0.175	0.067	0.09
79	6.58	0.33	0.178	0.174	---	0.00
80	6.67	0.33	0.178	0.174	---	0.00
81	6.75	0.33	0.178	0.173	---	0.01
82	6.83	0.33	0.178	0.172	---	0.01
83	6.92	0.33	0.178	0.171	---	0.01
84	7.00	0.33	0.178	0.170	---	0.01
85	7.08	0.33	0.178	0.170	---	0.01

86	7.17	0.33	0.178	0.169	---	0.01
87	7.25	0.33	0.178	0.168	---	0.01
88	7.33	0.37	0.196	0.167	---	0.03
89	7.42	0.37	0.196	0.167	---	0.03
90	7.50	0.37	0.196	0.166	---	0.03
91	7.58	0.40	0.214	0.165	---	0.05
92	7.67	0.40	0.214	0.164	---	0.05
93	7.75	0.40	0.214	0.164	---	0.05
94	7.83	0.43	0.231	0.163	---	0.07
95	7.92	0.43	0.231	0.162	---	0.07
96	8.00	0.43	0.231	0.161	---	0.07
97	8.08	0.50	0.267	0.160	---	0.11
98	8.17	0.50	0.267	0.160	---	0.11
99	8.25	0.50	0.267	0.159	---	0.11
100	8.33	0.50	0.267	0.158	---	0.11
101	8.42	0.50	0.267	0.158	---	0.11
102	8.50	0.50	0.267	0.157	---	0.11
103	8.58	0.53	0.285	0.156	---	0.13
104	8.67	0.53	0.285	0.155	---	0.13
105	8.75	0.53	0.285	0.155	---	0.13
106	8.83	0.57	0.303	0.154	---	0.15
107	8.92	0.57	0.303	0.153	---	0.15
108	9.00	0.57	0.303	0.152	---	0.15
109	9.08	0.63	0.338	0.152	---	0.19
110	9.17	0.63	0.338	0.151	---	0.19
111	9.25	0.63	0.338	0.150	---	0.19
112	9.33	0.67	0.356	0.150	---	0.21
113	9.42	0.67	0.356	0.149	---	0.21
114	9.50	0.67	0.356	0.148	---	0.21
115	9.58	0.70	0.374	0.147	---	0.23
116	9.67	0.70	0.374	0.147	---	0.23
117	9.75	0.70	0.374	0.146	---	0.23
118	9.83	0.73	0.392	0.145	---	0.25
119	9.92	0.73	0.392	0.145	---	0.25
120	10.00	0.73	0.392	0.144	---	0.25
121	10.08	0.50	0.267	0.143	---	0.12
122	10.17	0.50	0.267	0.142	---	0.12
123	10.25	0.50	0.267	0.142	---	0.13
124	10.33	0.50	0.267	0.141	---	0.13
125	10.42	0.50	0.267	0.140	---	0.13
126	10.50	0.50	0.267	0.140	---	0.13
127	10.58	0.67	0.356	0.139	---	0.22
128	10.67	0.67	0.356	0.138	---	0.22
129	10.75	0.67	0.356	0.138	---	0.22
130	10.83	0.67	0.356	0.137	---	0.22
131	10.92	0.67	0.356	0.136	---	0.22
132	11.00	0.67	0.356	0.136	---	0.22
133	11.08	0.63	0.338	0.135	---	0.20
134	11.17	0.63	0.338	0.134	---	0.20
135	11.25	0.63	0.338	0.134	---	0.20
136	11.33	0.63	0.338	0.133	---	0.21
137	11.42	0.63	0.338	0.132	---	0.21
138	11.50	0.63	0.338	0.132	---	0.21
139	11.58	0.57	0.303	0.131	---	0.17
140	11.67	0.57	0.303	0.130	---	0.17
141	11.75	0.57	0.303	0.130	---	0.17
142	11.83	0.60	0.320	0.129	---	0.19
143	11.92	0.60	0.320	0.128	---	0.19
144	12.00	0.60	0.320	0.128	---	0.19
145	12.08	0.83	0.445	0.127	---	0.32
146	12.17	0.83	0.445	0.127	---	0.32
147	12.25	0.83	0.445	0.126	---	0.32
148	12.33	0.87	0.463	0.125	---	0.34
149	12.42	0.87	0.463	0.125	---	0.34
150	12.50	0.87	0.463	0.124	---	0.34
151	12.58	0.93	0.498	0.123	---	0.37
152	12.67	0.93	0.498	0.123	---	0.38
153	12.75	0.93	0.498	0.122	---	0.38
154	12.83	0.97	0.516	0.122	---	0.39
155	12.92	0.97	0.516	0.121	---	0.40
156	13.00	0.97	0.516	0.120	---	0.40
157	13.08	1.13	0.605	0.120	---	0.49
158	13.17	1.13	0.605	0.119	---	0.49
159	13.25	1.13	0.605	0.118	---	0.49
160	13.33	1.13	0.605	0.118	---	0.49
161	13.42	1.13	0.605	0.117	---	0.49
162	13.50	1.13	0.605	0.117	---	0.49
163	13.58	0.77	0.409	0.116	---	0.29
164	13.67	0.77	0.409	0.116	---	0.29
165	13.75	0.77	0.409	0.115	---	0.29
166	13.83	0.77	0.409	0.114	---	0.30
167	13.92	0.77	0.409	0.114	---	0.30
168	14.00	0.77	0.409	0.113	---	0.30
169	14.08	0.90	0.481	0.113	---	0.37
170	14.17	0.90	0.481	0.112	---	0.37
171	14.25	0.90	0.481	0.111	---	0.37
172	14.33	0.87	0.463	0.111	---	0.35
173	14.42	0.87	0.463	0.110	---	0.35
174	14.50	0.87	0.463	0.110	---	0.35
175	14.58	0.87	0.463	0.109	---	0.35
176	14.67	0.87	0.463	0.109	---	0.35
177	14.75	0.87	0.463	0.108	---	0.35
178	14.83	0.83	0.445	0.108	---	0.34
179	14.92	0.83	0.445	0.107	---	0.34
180	15.00	0.83	0.445	0.106	---	0.34

181	15.08	0.80	0.427	0.106	---	0.32
182	15.17	0.80	0.427	0.105	---	0.32
183	15.25	0.80	0.427	0.105	---	0.32
184	15.33	0.77	0.409	0.104	---	0.31
185	15.42	0.77	0.409	0.104	---	0.31
186	15.50	0.77	0.409	0.103	---	0.31
187	15.58	0.63	0.338	0.103	---	0.24
188	15.67	0.63	0.338	0.102	---	0.24
189	15.75	0.63	0.338	0.102	---	0.24
190	15.83	0.63	0.338	0.101	---	0.24
191	15.92	0.63	0.338	0.101	---	0.24
192	16.00	0.63	0.338	0.100	---	0.24
193	16.08	0.13	0.071	0.100	0.030	0.04
194	16.17	0.13	0.071	0.099	0.030	0.04
195	16.25	0.13	0.071	0.099	0.030	0.04
196	16.33	0.13	0.071	0.098	0.030	0.04
197	16.42	0.13	0.071	0.098	0.030	0.04
198	16.50	0.13	0.071	0.097	0.030	0.04
199	16.58	0.10	0.053	0.097	0.022	0.03
200	16.67	0.10	0.053	0.096	0.022	0.03
201	16.75	0.10	0.053	0.096	0.022	0.03
202	16.83	0.10	0.053	0.095	0.022	0.03
203	16.92	0.10	0.053	0.095	0.022	0.03
204	17.00	0.10	0.053	0.094	0.022	0.03
205	17.08	0.17	0.089	0.094	0.037	0.05
206	17.17	0.17	0.089	0.093	0.037	0.05
207	17.25	0.17	0.089	0.093	0.037	0.05
208	17.33	0.17	0.089	0.092	0.037	0.05
209	17.42	0.17	0.089	0.092	0.037	0.05
210	17.50	0.17	0.089	0.091	0.037	0.05
211	17.58	0.17	0.089	0.091	0.037	0.05
212	17.67	0.17	0.089	0.090	0.037	0.05
213	17.75	0.17	0.089	0.090	0.037	0.05
214	17.83	0.13	0.071	0.090	0.030	0.04
215	17.92	0.13	0.071	0.089	0.030	0.04
216	18.00	0.13	0.071	0.089	0.030	0.04
217	18.08	0.13	0.071	0.088	0.030	0.04
218	18.17	0.13	0.071	0.088	0.030	0.04
219	18.25	0.13	0.071	0.087	0.030	0.04
220	18.33	0.13	0.071	0.087	0.030	0.04
221	18.42	0.13	0.071	0.086	0.030	0.04
222	18.50	0.13	0.071	0.086	0.030	0.04
223	18.58	0.10	0.053	0.086	0.022	0.03
224	18.67	0.10	0.053	0.085	0.022	0.03
225	18.75	0.10	0.053	0.085	0.022	0.03
226	18.83	0.07	0.036	0.084	0.015	0.02
227	18.92	0.07	0.036	0.084	0.015	0.02
228	19.00	0.07	0.036	0.084	0.015	0.02
229	19.08	0.10	0.053	0.083	0.022	0.03
230	19.17	0.10	0.053	0.083	0.022	0.03
231	19.25	0.10	0.053	0.082	0.022	0.03
232	19.33	0.13	0.071	0.082	0.030	0.04
233	19.42	0.13	0.071	0.082	0.030	0.04
234	19.50	0.13	0.071	0.081	0.030	0.04
235	19.58	0.10	0.053	0.081	0.022	0.03
236	19.67	0.10	0.053	0.081	0.022	0.03
237	19.75	0.10	0.053	0.080	0.022	0.03
238	19.83	0.07	0.036	0.080	0.015	0.02
239	19.92	0.07	0.036	0.079	0.015	0.02
240	20.00	0.07	0.036	0.079	0.015	0.02
241	20.08	0.10	0.053	0.079	0.022	0.03
242	20.17	0.10	0.053	0.078	0.022	0.03
243	20.25	0.10	0.053	0.078	0.022	0.03
244	20.33	0.10	0.053	0.078	0.022	0.03
245	20.42	0.10	0.053	0.077	0.022	0.03
246	20.50	0.10	0.053	0.077	0.022	0.03
247	20.58	0.10	0.053	0.077	0.022	0.03
248	20.67	0.10	0.053	0.076	0.022	0.03
249	20.75	0.10	0.053	0.076	0.022	0.03
250	20.83	0.07	0.036	0.076	0.015	0.02
251	20.92	0.07	0.036	0.076	0.015	0.02
252	21.00	0.07	0.036	0.075	0.015	0.02
253	21.08	0.10	0.053	0.075	0.022	0.03
254	21.17	0.10	0.053	0.075	0.022	0.03
255	21.25	0.10	0.053	0.074	0.022	0.03
256	21.33	0.07	0.036	0.074	0.015	0.02
257	21.42	0.07	0.036	0.074	0.015	0.02
258	21.50	0.07	0.036	0.073	0.015	0.02
259	21.58	0.10	0.053	0.073	0.022	0.03
260	21.67	0.10	0.053	0.073	0.022	0.03
261	21.75	0.10	0.053	0.073	0.022	0.03
262	21.83	0.07	0.036	0.072	0.015	0.02
263	21.92	0.07	0.036	0.072	0.015	0.02
264	22.00	0.07	0.036	0.072	0.015	0.02
265	22.08	0.10	0.053	0.072	0.022	0.03
266	22.17	0.10	0.053	0.071	0.022	0.03
267	22.25	0.10	0.053	0.071	0.022	0.03
268	22.33	0.07	0.036	0.071	0.015	0.02
269	22.42	0.07	0.036	0.071	0.015	0.02
270	22.50	0.07	0.036	0.071	0.015	0.02
271	22.58	0.07	0.036	0.070	0.015	0.02
272	22.67	0.07	0.036	0.070	0.015	0.02
273	22.75	0.07	0.036	0.070	0.015	0.02
274	22.83	0.07	0.036	0.070	0.015	0.02
275	22.92	0.07	0.036	0.070	0.015	0.02

276	23.00	0.07	0.036	0.069	0.015	0.02
277	23.08	0.07	0.036	0.069	0.015	0.02
278	23.17	0.07	0.036	0.069	0.015	0.02
279	23.25	0.07	0.036	0.069	0.015	0.02
280	23.33	0.07	0.036	0.069	0.015	0.02
281	23.42	0.07	0.036	0.069	0.015	0.02
282	23.50	0.07	0.036	0.069	0.015	0.02
283	23.58	0.07	0.036	0.069	0.015	0.02
284	23.67	0.07	0.036	0.068	0.015	0.02
285	23.75	0.07	0.036	0.068	0.015	0.02
286	23.83	0.07	0.036	0.068	0.015	0.02
287	23.92	0.07	0.036	0.068	0.015	0.02
288	24.00	0.07	0.036	0.068	0.015	0.02
Sum =		100.0			Sum =	32.8

```
Flood volume = Effective rainfall      2.73(In)
 times area       1.0(Ac.)/[(In)/(Ft.)] =       0.2(Ac.Ft)
Total soil loss =      1.72(In)
Total soil loss =     0.145(Ac.Ft)
Total rainfall =      4.45(In)
Flood volume =       10015.0 Cubic Feet
Total soil loss =        6300.0 Cubic Feet
--------------------------------------------------------------------
 Peak flow rate of this hydrograph =      0.497(CFS)
--------------------------------------------------------------------
++++++++++++++++++++++++++++++++++++++++++++++++++++++++++++++++++++
                    24 - H O U R    S T O R M
              R u n o f f      H y d r o g r a p h
--------------------------------------------------------------------
            Hydrograph in   5   Minute intervals ((CFS))

--------------------------------------------------------------------
```

Time(h+m)	Volume Ac.Ft	Q(CFS)	0	2.5	5.0	7.5	10.0
0+ 5	0.0001	0.01	Q	|	|	|	|
0+10	0.0002	0.02	Q	|	|	|	|
0+15	0.0003	0.02	Q	|	|	|	|
0+20	0.0005	0.03	Q	|	|	|	|
0+25	0.0007	0.03	Q	|	|	|	|
0+30	0.0009	0.03	Q	|	|	|	|
0+35	0.0012	0.03	Q	|	|	|	|
0+40	0.0014	0.03	Q	|	|	|	|
0+45	0.0016	0.03	Q	|	|	|	|
0+50	0.0018	0.04	Q	|	|	|	|
0+55	0.0021	0.04	Q	|	|	|	|
1+ 0	0.0024	0.04	Q	|	|	|	|
1+ 5	0.0027	0.04	Q	|	|	|	|
1+10	0.0029	0.03	Q	|	|	|	|
1+15	0.0031	0.03	Q	|	|	|	|
1+20	0.0033	0.03	Q	|	|	|	|
1+25	0.0035	0.03	Q	|	|	|	|
1+30	0.0038	0.03	Q	|	|	|	|
1+35	0.0040	0.03	Q	|	|	|	|
1+40	0.0042	0.03	Q	|	|	|	|
1+45	0.0044	0.03	Q	|	|	|	|
1+50	0.0047	0.04	Q	|	|	|	|
1+55	0.0049	0.04	Q	|	|	|	|
2+ 0	0.0052	0.04	Q	|	|	|	|
2+ 5	0.0055	0.04	Q	|	|	|	|
2+10	0.0058	0.04	QV	|	|	|	|
2+15	0.0061	0.04	QV	|	|	|	|
2+20	0.0064	0.04	QV	|	|	|	|
2+25	0.0067	0.04	QV	|	|	|	|
2+30	0.0070	0.04	QV	|	|	|	|
2+35	0.0073	0.05	QV	|	|	|	|
2+40	0.0076	0.05	QV	|	|	|	|
2+45	0.0080	0.05	QV	|	|	|	|
2+50	0.0084	0.05	QV	|	|	|	|
2+55	0.0087	0.05	QV	|	|	|	|
3+ 0	0.0091	0.05	QV	|	|	|	|
3+ 5	0.0095	0.05	QV	|	|	|	|
3+10	0.0098	0.05	QV	|	|	|	|
3+15	0.0102	0.05	QV	|	|	|	|
3+20	0.0105	0.05	QV	|	|	|	|
3+25	0.0109	0.05	QV	|	|	|	|
3+30	0.0113	0.05	QV	|	|	|	|
3+35	0.0116	0.05	Q V	|	|	|	|
3+40	0.0120	0.05	Q V	|	|	|	|
3+45	0.0123	0.05	Q V	|	|	|	|
3+50	0.0127	0.06	Q V	|	|	|	|
3+55	0.0132	0.06	Q V	|	|	|	|
4+ 0	0.0136	0.06	Q V	|	|	|	|
4+ 5	0.0140	0.06	Q V	|	|	|	|
4+10	0.0145	0.06	Q V	|	|	|	|
4+15	0.0149	0.06	Q V	|	|	|	|
4+20	0.0154	0.07	Q V	|	|	|	|
4+25	0.0159	0.07	Q V	|	|	|	|
4+30	0.0164	0.07	Q V	|	|	|	|
4+35	0.0169	0.07	Q V	|	|	|	|
4+40	0.0174	0.07	Q V	|	|	|	|
4+45	0.0179	0.07	Q V	|	|	|	|
4+50	0.0184	0.08	Q V	|	|	|	|
4+55	0.0190	0.08	Q V	|	|	|	|
5+ 0	0.0196	0.08	Q V	|	|	|	|
5+ 5	0.0201	0.07	Q V	|	|	|	|
5+10	0.0206	0.07	Q V	|	|	|	|

```
 5+15       0.0210      0.06  Q  V      |          |          |          |
 5+20       0.0215      0.07  Q  V      |          |          |          |
 5+25       0.0220      0.07  Q  V      |          |          |          |
 5+30       0.0225      0.07  Q  V      |          |          |          |
 5+35       0.0230      0.08  Q   V     |          |          |          |
 5+40       0.0236      0.08  Q   V     |          |          |          |
 5+45       0.0241      0.08  Q   V     |          |          |          |
 5+50       0.0247      0.08  Q   V     |          |          |          |
 5+55       0.0253      0.08  Q   V     |          |          |          |
 6+ 0       0.0259      0.08  Q   V     |          |          |          |
 6+ 5       0.0265      0.09  Q   V     |          |          |          |
 6+10       0.0271      0.09  Q   V     |          |          |          |
 6+15       0.0278      0.09  Q   V     |          |          |          |
 6+20       0.0284      0.09  Q   V     |          |          |          |
 6+25       0.0291      0.09  Q    V    |          |          |          |
 6+30       0.0297      0.09  Q    V    |          |          |          |
 6+35       0.0301      0.05  Q    V    |          |          |          |
 6+40       0.0302      0.01  Q    V    |          |          |          |
 6+45       0.0303      0.01  Q    V    |          |          |          |
 6+50       0.0303      0.01  Q    V    |          |          |          |
 6+55       0.0303      0.01  Q    V    |          |          |          |
 7+ 0       0.0304      0.01  Q    V    |          |          |          |
 7+ 5       0.0305      0.01  Q    V    |          |          |          |
 7+10       0.0305      0.01  Q    V    |          |          |          |
 7+15       0.0306      0.01  Q    V    |          |          |          |
 7+20       0.0307      0.02  Q    V    |          |          |          |
 7+25       0.0309      0.03  Q    V    |          |          |          |
 7+30       0.0311      0.03  Q    V    |          |          |          |
 7+35       0.0314      0.04  Q    V    |          |          |          |
 7+40       0.0317      0.05  Q    V    |          |          |          |
 7+45       0.0320      0.05  Q    V    |          |          |          |
 7+50       0.0324      0.06  Q    V    |          |          |          |
 7+55       0.0329      0.07  Q    V    |          |          |          |
 8+ 0       0.0334      0.07  Q    V    |          |          |          |
 8+ 5       0.0340      0.09  Q    V    |          |          |          |
 8+10       0.0347      0.10  Q     V   |          |          |          |
 8+15       0.0355      0.11  Q     V   |          |          |          |
 8+20       0.0362      0.11  Q     V   |          |          |          |
 8+25       0.0370      0.11  Q     V   |          |          |          |
 8+30       0.0378      0.11  Q     V   |          |          |          |
 8+35       0.0386      0.12  Q     V   |          |          |          |
 8+40       0.0395      0.13  Q     V   |          |          |          |
 8+45       0.0404      0.13  Q      V  |          |          |          |
 8+50       0.0414      0.14  Q      V  |          |          |          |
 8+55       0.0424      0.15  Q      V  |          |          |          |
 9+ 0       0.0434      0.15  Q      V  |          |          |          |
 9+ 5       0.0446      0.17  Q      V  |          |          |          |
 9+10       0.0459      0.19  Q      V  |          |          |          |
 9+15       0.0472      0.19  Q       V |          |          |          |
 9+20       0.0486      0.20  Q       V |          |          |          |
 9+25       0.0500      0.21  Q       V |          |          |          |
 9+30       0.0515      0.21  Q       V |          |          |          |
 9+35       0.0530      0.22  Q        V|          |          |          |
 9+40       0.0546      0.23  Q        V|          |          |          |
 9+45       0.0561      0.23  Q        V|          |          |          |
 9+50       0.0578      0.24  Q         V          |          |          |
 9+55       0.0595      0.25  Q         V          |          |          |
10+ 0       0.0612      0.25  |Q        V          |          |          |
10+ 5       0.0626      0.20  Q         V          |          |          |
10+10       0.0636      0.14  Q         |V         |          |          |
10+15       0.0645      0.13  Q         |V         |          |          |
10+20       0.0653      0.13  Q         |V         |          |          |
10+25       0.0662      0.13  Q         |V         |          |          |
10+30       0.0671      0.13  Q         |V         |          |          |
10+35       0.0683      0.17  Q         |V         |          |          |
10+40       0.0697      0.21  Q         | V        |          |          |
10+45       0.0713      0.22  Q         | V        |          |          |
10+50       0.0728      0.22  Q         | V        |          |          |
10+55       0.0743      0.22  Q         | V        |          |          |
11+ 0       0.0759      0.22  Q         |  V       |          |          |
11+ 5       0.0774      0.22  Q         |  V       |          |          |
11+10       0.0788      0.21  Q         |  V       |          |          |
11+15       0.0802      0.21  Q         |  V       |          |          |
11+20       0.0817      0.21  Q         |   V      |          |          |
11+25       0.0831      0.21  Q         |   V      |          |          |
11+30       0.0846      0.21  Q         |   V      |          |          |
11+35       0.0859      0.19  Q         |   V      |          |          |
11+40       0.0871      0.18  Q         |    V     |          |          |
11+45       0.0883      0.18  Q         |    V     |          |          |
11+50       0.0896      0.18  Q         |    V     |          |          |
11+55       0.0909      0.19  Q         |    V     |          |          |
12+ 0       0.0923      0.20  Q         |     V    |          |          |
12+ 5       0.0940      0.25  |Q        |     V    |          |          |
12+10       0.0962      0.31  |Q        |     V    |          |          |
12+15       0.0984      0.32  |Q        |      V   |          |          |
12+20       0.1007      0.33  |Q        |      V   |          |          |
12+25       0.1030      0.34  |Q        |      V   |          |          |
12+30       0.1054      0.34  |Q        |       V  |          |          |
12+35       0.1079      0.36  |Q        |       V  |          |          |
12+40       0.1105      0.38  |Q        |        V|          |          |
12+45       0.1131      0.38  |Q        |        V|          |          |
12+50       0.1158      0.39  |Q        |         V          |          |
12+55       0.1186      0.40  |Q        |         V          |          |
13+ 0       0.1213      0.40  |Q        |          |V        |          |
13+ 5       0.1244      0.44  |Q        |          |V        |          |
```

```
13+10       0.1277      0.48  |Q         |          | V       |          |
13+15       0.1311      0.49  |Q         |          | V       |          |
13+20       0.1345      0.50  |Q         |          |  V      |          |
13+25       0.1380      0.50  |Q         |          |   V     |          |
13+30       0.1414      0.50  |Q         |          |   V     |          |
13+35       0.1442      0.41  |Q         |          |    V    |          |
13+40       0.1464      0.32  |Q         |          |    V    |          |
13+45       0.1485      0.30  |Q         |          |    V    |          |
13+50       0.1506      0.30  |Q         |          |     V   |          |
13+55       0.1526      0.30  |Q         |          |     V   |          |
14+ 0       0.1547      0.30  |Q         |          |     V   |          |
14+ 5       0.1570      0.33  |Q         |          |      V  |          |
14+10       0.1595      0.37  |Q         |          |      V  |          |
14+15       0.1621      0.37  |Q         |          |       V |          |
14+20       0.1647      0.37  |Q         |          |       V |          |
14+25       0.1671      0.36  |Q         |          |        V|          |
14+30       0.1696      0.36  |Q         |          |        V|          |
14+35       0.1721      0.36  |Q         |          |        V|          |
14+40       0.1746      0.36  |Q         |          |         V          |
14+45       0.1771      0.36  |Q         |          |         V          |
14+50       0.1795      0.35  |Q         |          |         |V         |
14+55       0.1819      0.35  |Q         |          |         |V         |
15+ 0       0.1842      0.34  |Q         |          |         | V        |
15+ 5       0.1866      0.34  |Q         |          |         | V        |
15+10       0.1888      0.33  |Q         |          |         | V        |
15+15       0.1911      0.33  |Q         |          |         |  V       |
15+20       0.1933      0.32  |Q         |          |         |  V       |
15+25       0.1955      0.31  |Q         |          |         |   V      |
15+30       0.1976      0.31  |Q         |          |         |   V      |
15+35       0.1995      0.28  |Q         |          |         |   V      |
15+40       0.2012      0.25  Q          |          |         |    V     |
15+45       0.2029      0.24  Q          |          |         |    V     |
15+50       0.2046      0.24  Q          |          |         |    V     |
15+55       0.2062      0.24  Q          |          |         |    V     |
16+ 0       0.2079      0.24  Q          |          |         |     V    |
16+ 5       0.2090      0.15  Q          |          |         |     V    |
16+10       0.2094      0.06  Q          |          |         |     V    |
16+15       0.2097      0.05  Q          |          |         |     V    |
16+20       0.2100      0.04  Q          |          |         |     V    |
16+25       0.2103      0.04  Q          |          |         |     V    |
16+30       0.2106      0.04  Q          |          |         |     V    |
16+35       0.2109      0.04  Q          |          |         |     V    |
16+40       0.2111      0.03  Q          |          |         |     V    |
16+45       0.2113      0.03  Q          |          |         |     V    |
16+50       0.2115      0.03  Q          |          |         |     V    |
16+55       0.2117      0.03  Q          |          |         |     V    |
17+ 0       0.2119      0.03  Q          |          |         |     V    |
17+ 5       0.2122      0.04  Q          |          |         |     V    |
17+10       0.2126      0.05  Q          |          |         |     V    |
17+15       0.2129      0.05  Q          |          |         |      V   |
17+20       0.2133      0.05  Q          |          |         |      V   |
17+25       0.2137      0.05  Q          |          |         |      V   |
17+30       0.2140      0.05  Q          |          |         |      V   |
17+35       0.2144      0.05  Q          |          |         |      V   |
17+40       0.2147      0.05  Q          |          |         |      V   |
17+45       0.2151      0.05  Q          |          |         |      V   |
17+50       0.2154      0.05  Q          |          |         |      V   |
17+55       0.2157      0.04  Q          |          |         |      V   |
18+ 0       0.2160      0.04  Q          |          |         |      V   |
18+ 5       0.2163      0.04  Q          |          |         |      V   |
18+10       0.2166      0.04  Q          |          |         |      V   |
18+15       0.2169      0.04  Q          |          |         |      V   |
18+20       0.2172      0.04  Q          |          |         |      V   |
18+25       0.2175      0.04  Q          |          |         |      V   |
18+30       0.2178      0.04  Q          |          |         |      V   |
18+35       0.2180      0.04  Q          |          |         |      V   |
18+40       0.2182      0.03  Q          |          |         |      V   |
18+45       0.2185      0.03  Q          |          |         |       V  |
18+50       0.2187      0.03  Q          |          |         |       V  |
18+55       0.2188      0.02  Q          |          |         |       V  |
19+ 0       0.2190      0.02  Q          |          |         |       V  |
19+ 5       0.2191      0.03  Q          |          |         |       V  |
19+10       0.2193      0.03  Q          |          |         |       V  |
19+15       0.2196      0.03  Q          |          |         |       V  |
19+20       0.2198      0.04  Q          |          |         |       V  |
19+25       0.2201      0.04  Q          |          |         |       V  |
19+30       0.2204      0.04  Q          |          |         |       V  |
19+35       0.2206      0.04  Q          |          |         |       V  |
19+40       0.2209      0.03  Q          |          |         |       V  |
19+45       0.2211      0.03  Q          |          |         |       V  |
19+50       0.2213      0.03  Q          |          |         |       V  |
19+55       0.2214      0.02  Q          |          |         |       V  |
20+ 0       0.2216      0.02  Q          |          |         |       V  |
20+ 5       0.2217      0.03  Q          |          |         |       V  |
20+10       0.2219      0.03  Q          |          |         |       V  |
20+15       0.2222      0.03  Q          |          |         |       V  |
20+20       0.2224      0.03  Q          |          |         |       V  |
20+25       0.2226      0.03  Q          |          |         |       V  |
20+30       0.2228      0.03  Q          |          |         |       V  |
20+35       0.2230      0.03  Q          |          |         |       V  |
20+40       0.2232      0.03  Q          |          |         |       V  |
20+45       0.2235      0.03  Q          |          |         |       V  |
20+50       0.2236      0.03  Q          |          |         |       V  |
20+55       0.2238      0.02  Q          |          |         |       V  |
21+ 0       0.2239      0.02  Q          |          |         |       V  |
```

```
  21+ 5       0.2241      0.03  Q         |         |         |       V |
  21+10       0.2243      0.03  Q         |         |         |        V|
  21+15       0.2245      0.03  Q         |         |         |        V|
  21+20       0.2247      0.03  Q         |         |         |        V|
  21+25       0.2249      0.02  Q         |         |         |        V|
  21+30       0.2250      0.02  Q         |         |         |        V|
  21+35       0.2252      0.03  Q         |         |         |        V|
  21+40       0.2254      0.03  Q         |         |         |        V|
  21+45       0.2256      0.03  Q         |         |         |        V|
  21+50       0.2258      0.03  Q         |         |         |        V|
  21+55       0.2260      0.02  Q         |         |         |        V|
  22+ 0       0.2261      0.02  Q         |         |         |        V|
  22+ 5       0.2263      0.03  Q         |         |         |        V|
  22+10       0.2265      0.03  Q         |         |         |        V|
  22+15       0.2267      0.03  Q         |         |         |        V|
  22+20       0.2269      0.03  Q         |         |         |        V|
  22+25       0.2271      0.02  Q         |         |         |        V|
  22+30       0.2272      0.02  Q         |         |         |        V|
  22+35       0.2274      0.02  Q         |         |         |        V|
  22+40       0.2275      0.02  Q         |         |         |        V|
  22+45       0.2276      0.02  Q         |         |         |        V|
  22+50       0.2278      0.02  Q         |         |         |        V|
  22+55       0.2279      0.02  Q         |         |         |        V|
  23+ 0       0.2281      0.02  Q         |         |         |        V|
  23+ 5       0.2282      0.02  Q         |         |         |        V|
  23+10       0.2284      0.02  Q         |         |         |        V|
  23+15       0.2285      0.02  Q         |         |         |        V|
  23+20       0.2287      0.02  Q         |         |         |        V|
  23+25       0.2288      0.02  Q         |         |         |        V|
  23+30       0.2289      0.02  Q         |         |         |        V|
  23+35       0.2291      0.02  Q         |         |         |        V|
  23+40       0.2292      0.02  Q         |         |         |        V|
  23+45       0.2294      0.02  Q         |         |         |        V|
  23+50       0.2295      0.02  Q         |         |         |        V|
  23+55       0.2297      0.02  Q         |         |         |        V|
  24+ 0       0.2298      0.02  Q         |         |         |        V|
  24+ 5       0.2299      0.01  Q         |         |         |        V|
  24+10       0.2299      0.00  Q         |         |         |        V|
  24+15       0.2299      0.00  Q         |         |         |         V
-----------------------------------------------------------------------
```

D

D. Routing Analysis for Basins “AA” to “FF”

- 100-yr 1-hr
- 100-yr 3-hr
- 100-yr 6-hr
- 100-yr 24-hr

```
                    FLOOD HYDROGRAPH ROUTING PROGRAM
            Copyright (c) CIVILCADD/CIVILDESIGN, 1989 - 2004
                        Study date: 03/28/20

      ---------------------------------------------------------------------

      Routing for Basin "AA"

      ---------------------------------------------------------------------

      Program License Serial Number 4027

      ---------------------------------------------------------------------
      ******************** HYDROGRAPH INFORMATION *********************

                         From study/file name: a1100.rte
      ***************************HYDROGRAPH DATA****************************
                         Number of intervals =    16
                         Time interval =    5.0 (Min.)
                         Maximum/Peak flow rate =       56.519 (CFS)
                         Total volume =       1.552 (Ac.Ft)
                 Status of hydrographs being held in storage
                          Stream 1  Stream 2  Stream 3  Stream 4  Stream 5
                 Peak (CFS)      0.000     0.000     0.000     0.000     0.000
                 Vol (Ac.Ft)      0.000     0.000     0.000     0.000     0.000
      **********************************************************************

      ++++++++++++++++++++++++++++++++++++++++++++++++++++++++++++++++++++++
      Process from Point/Station        0.000 to Point/Station        0.000
      **** RETARDING BASIN ROUTING ****
      ______________________________________________________________________

      User entry of depth-outflow-storage data
      ---------------------------------------------------------------------
      Total number of inflow hydrograph intervals = 16
      Hydrograph time unit =  5.000 (Min.)
      Initial depth in storage basin =   0.00(Ft.)
      ---------------------------------------------------------------------
      ---------------------------------------------------------------------
      Initial basin depth =   0.00 (Ft.)
      Initial basin storage =      0.00 (Ac.Ft)
      Initial basin outflow =   0.00 (CFS)
      ---------------------------------------------------------------------
      ---------------------------------------------------------------------
      Depth vs. Storage and Depth vs. Discharge data:
       Basin Depth  Storage    Outflow   (S-O*dt/2)   (S+O*dt/2)
           (Ft.)    (Ac.Ft)    (CFS)     (Ac.Ft)    (Ac.Ft)
      ---------------------------------------------------------------------
      0.000      0.000      0.000      0.000        0.000
      1.000      0.469      0.607      0.467        0.471
      2.000      1.006      0.676      1.004        1.008
      3.000      1.612      0.745      1.609        1.615
      4.000      2.288      0.819      2.285        2.291
      5.000      3.039      0.896      3.036        3.042
      6.000      3.885      1.010      3.882        3.888
      ---------------------------------------------------------------------
                         Hydrograph Detention Basin Routing
      ---------------------------------------------------------------------

      Graph values: 'I'= unit inflow; 'O'=outflow at time shown
      ---------------------------------------------------------------------
 Time   Inflow  Outflow    Storage                                      Depth
(Hours)  (CFS)   (CFS)     (Ac.Ft) .0      14.1   28.26   42.39   56.52 (Ft.)
 0.083    1.88    0.01      0.006  OI      |       |       |       |     0.01
 0.167    4.76    0.04      0.029  O I     |       |       |       |     0.06
 0.250    6.27    0.09      0.067  O  I    |       |       |       |     0.14
 0.333    7.10    0.14      0.112  O   I   |       |       |       |     0.24
 0.417    8.01    0.21      0.163  O   I   |       |       |       |     0.35
 0.500    9.37    0.29      0.221  O    I  |       |       |       |     0.47
 0.583   11.30    0.38      0.290  O     I |       |       |       |     0.62
 0.667   14.66    0.49      0.376  O       I       |       |       |     0.80
 0.750   23.31    0.61      0.503  O       |    I  |       |       |     1.06
 0.833   56.52    0.65      0.774  O       |       |       |       I     1.57
 0.917   54.16    0.69      1.150  O       |       |       |     I |     2.24
 1.000   18.84    0.72      1.397  O       | I     |       |       |     2.64
 1.083    6.97    0.73      1.481  O  I    |       |       |       |     2.78
 1.167    1.85    0.73      1.506  OI      |       |       |       |     2.83
 1.250    0.29    0.73      1.508  O       |       |       |       |     2.83
 1.333    0.05    0.73      1.504  O       |       |       |       |     2.82
 1.417    0.00    0.73      1.500  O       |       |       |       |     2.81
 1.500    0.00    0.73      1.495  O       |       |       |       |     2.81
 1.583    0.00    0.73      1.489  O       |       |       |       |     2.80
 1.667    0.00    0.73      1.484  O       |       |       |       |     2.79
 1.750    0.00    0.73      1.479  O       |       |       |       |     2.78
 1.833    0.00    0.73      1.474  O       |       |       |       |     2.77
 1.917    0.00    0.73      1.469  O       |       |       |       |     2.76
 2.000    0.00    0.73      1.464  O       |       |       |       |     2.76
```

2.083	0.00	0.73	1.459	O					2.75
2.167	0.00	0.73	1.454	O					2.74
2.250	0.00	0.73	1.449	O					2.73
2.333	0.00	0.73	1.444	O					2.72
2.417	0.00	0.73	1.439	O					2.72
2.500	0.00	0.72	1.434	O					2.71
2.583	0.00	0.72	1.429	O					2.70
2.667	0.00	0.72	1.424	O					2.69
2.750	0.00	0.72	1.419	O					2.68
2.833	0.00	0.72	1.414	O					2.67
2.917	0.00	0.72	1.409	O					2.67
3.000	0.00	0.72	1.404	O					2.66
3.083	0.00	0.72	1.399	O					2.65
3.167	0.00	0.72	1.395	O					2.64
3.250	0.00	0.72	1.390	O					2.63
3.333	0.00	0.72	1.385	O					2.62
3.417	0.00	0.72	1.380	O					2.62
3.500	0.00	0.72	1.375	O					2.61
3.583	0.00	0.72	1.370	O					2.60
3.667	0.00	0.72	1.365	O					2.59
3.750	0.00	0.72	1.360	O					2.58
3.833	0.00	0.72	1.355	O					2.58
3.917	0.00	0.72	1.350	O					2.57
4.000	0.00	0.71	1.345	O					2.56
4.083	0.00	0.71	1.340	O					2.55
4.167	0.00	0.71	1.335	O					2.54
4.250	0.00	0.71	1.330	O					2.54
4.333	0.00	0.71	1.325	O					2.53
4.417	0.00	0.71	1.321	O					2.52
4.500	0.00	0.71	1.316	O					2.51
4.583	0.00	0.71	1.311	O					2.50
4.667	0.00	0.71	1.306	O					2.49
4.750	0.00	0.71	1.301	O					2.49
4.833	0.00	0.71	1.296	O					2.48
4.917	0.00	0.71	1.291	O					2.47
5.000	0.00	0.71	1.286	O					2.46
5.083	0.00	0.71	1.281	O					2.45
5.167	0.00	0.71	1.277	O					2.45
5.250	0.00	0.71	1.272	O					2.44
5.333	0.00	0.71	1.267	O					2.43
5.417	0.00	0.71	1.262	O					2.42
5.500	0.00	0.70	1.257	O					2.41
5.583	0.00	0.70	1.252	O					2.41
5.667	0.00	0.70	1.247	O					2.40
5.750	0.00	0.70	1.243	O					2.39
5.833	0.00	0.70	1.238	O					2.38
5.917	0.00	0.70	1.233	O					2.37
6.000	0.00	0.70	1.228	O					2.37
6.083	0.00	0.70	1.223	O					2.36
6.167	0.00	0.70	1.218	O					2.35
6.250	0.00	0.70	1.214	O					2.34
6.333	0.00	0.70	1.209	O					2.33
6.417	0.00	0.70	1.204	O					2.33
6.500	0.00	0.70	1.199	O					2.32
6.583	0.00	0.70	1.194	O					2.31
6.667	0.00	0.70	1.190	O					2.30
6.750	0.00	0.70	1.185	O					2.30
6.833	0.00	0.70	1.180	O					2.29
6.917	0.00	0.70	1.175	O					2.28
7.000	0.00	0.69	1.170	O					2.27
7.083	0.00	0.69	1.166	O					2.26
7.167	0.00	0.69	1.161	O					2.26
7.250	0.00	0.69	1.156	O					2.25
7.333	0.00	0.69	1.151	O					2.24
7.417	0.00	0.69	1.147	O					2.23
7.500	0.00	0.69	1.142	O					2.22
7.583	0.00	0.69	1.137	O					2.22
7.667	0.00	0.69	1.132	O					2.21
7.750	0.00	0.69	1.128	O					2.20
7.833	0.00	0.69	1.123	O					2.19
7.917	0.00	0.69	1.118	O					2.18
8.000	0.00	0.69	1.113	O					2.18
8.083	0.00	0.69	1.109	O					2.17
8.167	0.00	0.69	1.104	O					2.16
8.250	0.00	0.69	1.099	O					2.15
8.333	0.00	0.69	1.094	O					2.15
8.417	0.00	0.69	1.090	O					2.14
8.500	0.00	0.68	1.085	O					2.13
8.583	0.00	0.68	1.080	O					2.12
8.667	0.00	0.68	1.075	O					2.11
8.750	0.00	0.68	1.071	O					2.11
8.833	0.00	0.68	1.066	O					2.10
8.917	0.00	0.68	1.061	O					2.09
9.000	0.00	0.68	1.057	O					2.08
9.083	0.00	0.68	1.052	O					2.08
9.167	0.00	0.68	1.047	O					2.07
9.250	0.00	0.68	1.043	O					2.06
9.333	0.00	0.68	1.038	O					2.05
9.417	0.00	0.68	1.033	O					2.04
9.500	0.00	0.68	1.029	O					2.04
9.583	0.00	0.68	1.024	O					2.03
9.667	0.00	0.68	1.019	O					2.02
9.750	0.00	0.68	1.015	O					2.01
9.833	0.00	0.68	1.010	O					2.01
9.917	0.00	0.68	1.005	O					2.00

10.000	0.00	0.68	1.001	O	|	|	|	|	1.99
10.083	0.00	0.67	0.996	O	|	|	|	|	1.98
10.167	0.00	0.67	0.991	O	|	|	|	|	1.97
10.250	0.00	0.67	0.987	O	|	|	|	|	1.96
10.333	0.00	0.67	0.982	O	|	|	|	|	1.96
10.417	0.00	0.67	0.977	O	|	|	|	|	1.95
10.500	0.00	0.67	0.973	O	|	|	|	|	1.94
10.583	0.00	0.67	0.968	O	|	|	|	|	1.93
10.667	0.00	0.67	0.964	O	|	|	|	|	1.92
10.750	0.00	0.67	0.959	O	|	|	|	|	1.91
10.833	0.00	0.67	0.954	O	|	|	|	|	1.90
10.917	0.00	0.67	0.950	O	|	|	|	|	1.90
11.000	0.00	0.67	0.945	O	|	|	|	|	1.89
11.083	0.00	0.67	0.940	O	|	|	|	|	1.88
11.167	0.00	0.67	0.936	O	|	|	|	|	1.87
11.250	0.00	0.67	0.931	O	|	|	|	|	1.86
11.333	0.00	0.67	0.927	O	|	|	|	|	1.85
11.417	0.00	0.67	0.922	O	|	|	|	|	1.84
11.500	0.00	0.66	0.918	O	|	|	|	|	1.84
11.583	0.00	0.66	0.913	O	|	|	|	|	1.83
11.667	0.00	0.66	0.908	O	|	|	|	|	1.82
11.750	0.00	0.66	0.904	O	|	|	|	|	1.81
11.833	0.00	0.66	0.899	O	|	|	|	|	1.80
11.917	0.00	0.66	0.895	O	|	|	|	|	1.79
12.000	0.00	0.66	0.890	O	|	|	|	|	1.78
12.083	0.00	0.66	0.886	O	|	|	|	|	1.78
12.167	0.00	0.66	0.881	O	|	|	|	|	1.77
12.250	0.00	0.66	0.877	O	|	|	|	|	1.76
12.333	0.00	0.66	0.872	O	|	|	|	|	1.75
12.417	0.00	0.66	0.867	O	|	|	|	|	1.74
12.500	0.00	0.66	0.863	O	|	|	|	|	1.73
12.583	0.00	0.66	0.858	O	|	|	|	|	1.73
12.667	0.00	0.66	0.854	O	|	|	|	|	1.72
12.750	0.00	0.66	0.849	O	|	|	|	|	1.71
12.833	0.00	0.66	0.845	O	|	|	|	|	1.70
12.917	0.00	0.65	0.840	O	|	|	|	|	1.69
13.000	0.00	0.65	0.836	O	|	|	|	|	1.68
13.083	0.00	0.65	0.831	O	|	|	|	|	1.67
13.167	0.00	0.65	0.827	O	|	|	|	|	1.67
13.250	0.00	0.65	0.822	O	|	|	|	|	1.66
13.333	0.00	0.65	0.818	O	|	|	|	|	1.65
13.417	0.00	0.65	0.813	O	|	|	|	|	1.64
13.500	0.00	0.65	0.809	O	|	|	|	|	1.63
13.583	0.00	0.65	0.804	O	|	|	|	|	1.62
13.667	0.00	0.65	0.800	O	|	|	|	|	1.62
13.750	0.00	0.65	0.795	O	|	|	|	|	1.61
13.833	0.00	0.65	0.791	O	|	|	|	|	1.60
13.917	0.00	0.65	0.786	O	|	|	|	|	1.59
14.000	0.00	0.65	0.782	O	|	|	|	|	1.58
14.083	0.00	0.65	0.778	O	|	|	|	|	1.57
14.167	0.00	0.65	0.773	O	|	|	|	|	1.57
14.250	0.00	0.65	0.769	O	|	|	|	|	1.56
14.333	0.00	0.64	0.764	O	|	|	|	|	1.55
14.417	0.00	0.64	0.760	O	|	|	|	|	1.54
14.500	0.00	0.64	0.755	O	|	|	|	|	1.53
14.583	0.00	0.64	0.751	O	|	|	|	|	1.52
14.667	0.00	0.64	0.746	O	|	|	|	|	1.52
14.750	0.00	0.64	0.742	O	|	|	|	|	1.51
14.833	0.00	0.64	0.738	O	|	|	|	|	1.50
14.917	0.00	0.64	0.733	O	|	|	|	|	1.49
15.000	0.00	0.64	0.729	O	|	|	|	|	1.48
15.083	0.00	0.64	0.724	O	|	|	|	|	1.48
15.167	0.00	0.64	0.720	O	|	|	|	|	1.47
15.250	0.00	0.64	0.716	O	|	|	|	|	1.46
15.333	0.00	0.64	0.711	O	|	|	|	|	1.45
15.417	0.00	0.64	0.707	O	|	|	|	|	1.44
15.500	0.00	0.64	0.702	O	|	|	|	|	1.43
15.583	0.00	0.64	0.698	O	|	|	|	|	1.43
15.667	0.00	0.64	0.694	O	|	|	|	|	1.42
15.750	0.00	0.64	0.689	O	|	|	|	|	1.41
15.833	0.00	0.63	0.685	O	|	|	|	|	1.40
15.917	0.00	0.63	0.681	O	|	|	|	|	1.39
16.000	0.00	0.63	0.676	O	|	|	|	|	1.39
16.083	0.00	0.63	0.672	O	|	|	|	|	1.38
16.167	0.00	0.63	0.667	O	|	|	|	|	1.37
16.250	0.00	0.63	0.663	O	|	|	|	|	1.36
16.333	0.00	0.63	0.659	O	|	|	|	|	1.35
16.417	0.00	0.63	0.654	O	|	|	|	|	1.35
16.500	0.00	0.63	0.650	O	|	|	|	|	1.34
16.583	0.00	0.63	0.646	O	|	|	|	|	1.33
16.667	0.00	0.63	0.641	O	|	|	|	|	1.32
16.750	0.00	0.63	0.637	O	|	|	|	|	1.31
16.833	0.00	0.63	0.633	O	|	|	|	|	1.30
16.917	0.00	0.63	0.628	O	|	|	|	|	1.30
17.000	0.00	0.63	0.624	O	|	|	|	|	1.29
17.083	0.00	0.63	0.620	O	|	|	|	|	1.28
17.167	0.00	0.63	0.615	O	|	|	|	|	1.27
17.250	0.00	0.63	0.611	O	|	|	|	|	1.26
17.333	0.00	0.62	0.607	O	|	|	|	|	1.26
17.417	0.00	0.62	0.603	O	|	|	|	|	1.25
17.500	0.00	0.62	0.598	O	|	|	|	|	1.24
17.583	0.00	0.62	0.594	O	|	|	|	|	1.23
17.667	0.00	0.62	0.590	O	|	|	|	|	1.22
17.750	0.00	0.62	0.585	O	|	|	|	|	1.22
17.833	0.00	0.62	0.581	O	|	|	|	|	1.21

17.917	0.00	0.62	0.577	O	|	|	|	|	1.20
18.000	0.00	0.62	0.573	O	|	|	|	|	1.19
18.083	0.00	0.62	0.568	O	|	|	|	|	1.18
18.167	0.00	0.62	0.564	O	|	|	|	|	1.18
18.250	0.00	0.62	0.560	O	|	|	|	|	1.17
18.333	0.00	0.62	0.555	O	|	|	|	|	1.16
18.417	0.00	0.62	0.551	O	|	|	|	|	1.15
18.500	0.00	0.62	0.547	O	|	|	|	|	1.15
18.583	0.00	0.62	0.543	O	|	|	|	|	1.14
18.667	0.00	0.62	0.538	O	|	|	|	|	1.13
18.750	0.00	0.62	0.534	O	|	|	|	|	1.12
18.833	0.00	0.61	0.530	O	|	|	|	|	1.11
18.917	0.00	0.61	0.526	O	|	|	|	|	1.11
19.000	0.00	0.61	0.522	O	|	|	|	|	1.10
19.083	0.00	0.61	0.517	O	|	|	|	|	1.09
19.167	0.00	0.61	0.513	O	|	|	|	|	1.08
19.250	0.00	0.61	0.509	O	|	|	|	|	1.07
19.333	0.00	0.61	0.505	O	|	|	|	|	1.07
19.417	0.00	0.61	0.500	O	|	|	|	|	1.06
19.500	0.00	0.61	0.496	O	|	|	|	|	1.05
19.583	0.00	0.61	0.492	O	|	|	|	|	1.04
19.667	0.00	0.61	0.488	O	|	|	|	|	1.04
19.750	0.00	0.61	0.484	O	|	|	|	|	1.03
19.833	0.00	0.61	0.479	O	|	|	|	|	1.02
19.917	0.00	0.61	0.475	O	|	|	|	|	1.01
20.000	0.00	0.61	0.471	O	|	|	|	|	1.00
20.083	0.00	0.60	0.467	O	|	|	|	|	1.00
20.167	0.00	0.60	0.463	O	|	|	|	|	0.99
20.250	0.00	0.59	0.459	O	|	|	|	|	0.98
20.333	0.00	0.59	0.455	O	|	|	|	|	0.97
20.417	0.00	0.58	0.451	O	|	|	|	|	0.96
20.500	0.00	0.58	0.447	O	|	|	|	|	0.95
20.583	0.00	0.57	0.443	O	|	|	|	|	0.94
20.667	0.00	0.57	0.439	O	|	|	|	|	0.94
20.750	0.00	0.56	0.435	O	|	|	|	|	0.93
20.833	0.00	0.56	0.431	O	|	|	|	|	0.92
20.917	0.00	0.55	0.427	O	|	|	|	|	0.91
21.000	0.00	0.55	0.423	O	|	|	|	|	0.90
21.083	0.00	0.54	0.420	O	|	|	|	|	0.89
21.167	0.00	0.54	0.416	O	|	|	|	|	0.89
21.250	0.00	0.53	0.412	O	|	|	|	|	0.88
21.333	0.00	0.53	0.408	O	|	|	|	|	0.87
21.417	0.00	0.52	0.405	O	|	|	|	|	0.86
21.500	0.00	0.52	0.401	O	|	|	|	|	0.86
21.583	0.00	0.51	0.398	O	|	|	|	|	0.85
21.667	0.00	0.51	0.394	O	|	|	|	|	0.84
21.750	0.00	0.51	0.391	O	|	|	|	|	0.83
21.833	0.00	0.50	0.387	O	|	|	|	|	0.83
21.917	0.00	0.50	0.384	O	|	|	|	|	0.82
22.000	0.00	0.49	0.380	O	|	|	|	|	0.81
22.083	0.00	0.49	0.377	O	|	|	|	|	0.80
22.167	0.00	0.48	0.374	O	|	|	|	|	0.80
22.250	0.00	0.48	0.370	O	|	|	|	|	0.79
22.333	0.00	0.48	0.367	O	|	|	|	|	0.78
22.417	0.00	0.47	0.364	O	|	|	|	|	0.78
22.500	0.00	0.47	0.361	O	|	|	|	|	0.77
22.583	0.00	0.46	0.357	O	|	|	|	|	0.76
22.667	0.00	0.46	0.354	O	|	|	|	|	0.76
22.750	0.00	0.45	0.351	O	|	|	|	|	0.75
22.833	0.00	0.45	0.348	O	|	|	|	|	0.74
22.917	0.00	0.45	0.345	O	|	|	|	|	0.74
23.000	0.00	0.44	0.342	O	|	|	|	|	0.73
23.083	0.00	0.44	0.339	O	|	|	|	|	0.72
23.167	0.00	0.43	0.336	O	|	|	|	|	0.72
23.250	0.00	0.43	0.333	O	|	|	|	|	0.71
23.333	0.00	0.43	0.330	O	|	|	|	|	0.70
23.417	0.00	0.42	0.327	O	|	|	|	|	0.70
23.500	0.00	0.42	0.324	O	|	|	|	|	0.69
23.583	0.00	0.42	0.321	O	|	|	|	|	0.68
23.667	0.00	0.41	0.318	O	|	|	|	|	0.68
23.750	0.00	0.41	0.315	O	|	|	|	|	0.67
23.833	0.00	0.40	0.313	O	|	|	|	|	0.67
23.917	0.00	0.40	0.310	O	|	|	|	|	0.66
24.000	0.00	0.40	0.307	O	|	|	|	|	0.65
24.083	0.00	0.39	0.304	O	|	|	|	|	0.65
24.167	0.00	0.39	0.302	O	|	|	|	|	0.64
24.250	0.00	0.39	0.299	O	|	|	|	|	0.64
24.333	0.00	0.38	0.296	O	|	|	|	|	0.63
24.417	0.00	0.38	0.294	O	|	|	|	|	0.63
24.500	0.00	0.38	0.291	O	|	|	|	|	0.62
24.583	0.00	0.37	0.289	O	|	|	|	|	0.62
24.667	0.00	0.37	0.286	O	|	|	|	|	0.61
24.750	0.00	0.37	0.283	O	|	|	|	|	0.60
24.833	0.00	0.36	0.281	O	|	|	|	|	0.60
24.917	0.00	0.36	0.278	O	|	|	|	|	0.59
25.000	0.00	0.36	0.276	O	|	|	|	|	0.59
25.083	0.00	0.35	0.274	O	|	|	|	|	0.58
25.167	0.00	0.35	0.271	O	|	|	|	|	0.58
25.250	0.00	0.35	0.269	O	|	|	|	|	0.57
25.333	0.00	0.34	0.266	O	|	|	|	|	0.57
25.417	0.00	0.34	0.264	O	|	|	|	|	0.56
25.500	0.00	0.34	0.262	O	|	|	|	|	0.56
25.583	0.00	0.34	0.259	O	|	|	|	|	0.55
25.667	0.00	0.33	0.257	O	|	|	|	|	0.55
25.750	0.00	0.33	0.255	O	|	|	|	|	0.54

25.833	0.00	0.33	0.252	O	|	|	|	|	0.54
25.917	0.00	0.32	0.250	O	|	|	|	|	0.53
26.000	0.00	0.32	0.248	O	|	|	|	|	0.53
26.083	0.00	0.32	0.246	O	|	|	|	|	0.52
26.167	0.00	0.32	0.244	O	|	|	|	|	0.52
26.250	0.00	0.31	0.241	O	|	|	|	|	0.51
26.333	0.00	0.31	0.239	O	|	|	|	|	0.51
26.417	0.00	0.31	0.237	O	|	|	|	|	0.51
26.500	0.00	0.30	0.235	O	|	|	|	|	0.50
26.583	0.00	0.30	0.233	O	|	|	|	|	0.50
26.667	0.00	0.30	0.231	O	|	|	|	|	0.49
26.750	0.00	0.30	0.229	O	|	|	|	|	0.49
26.833	0.00	0.29	0.227	O	|	|	|	|	0.48
26.917	0.00	0.29	0.225	O	|	|	|	|	0.48
27.000	0.00	0.29	0.223	O	|	|	|	|	0.48
27.083	0.00	0.29	0.221	O	|	|	|	|	0.47
27.167	0.00	0.28	0.219	O	|	|	|	|	0.47
27.250	0.00	0.28	0.217	O	|	|	|	|	0.46
27.333	0.00	0.28	0.215	O	|	|	|	|	0.46
27.417	0.00	0.28	0.213	O	|	|	|	|	0.45
27.500	0.00	0.27	0.211	O	|	|	|	|	0.45
27.583	0.00	0.27	0.209	O	|	|	|	|	0.45
27.667	0.00	0.27	0.207	O	|	|	|	|	0.44
27.750	0.00	0.27	0.206	O	|	|	|	|	0.44
27.833	0.00	0.26	0.204	O	|	|	|	|	0.43
27.917	0.00	0.26	0.202	O	|	|	|	|	0.43
28.000	0.00	0.26	0.200	O	|	|	|	|	0.43
28.083	0.00	0.26	0.198	O	|	|	|	|	0.42
28.167	0.00	0.25	0.197	O	|	|	|	|	0.42
28.250	0.00	0.25	0.195	O	|	|	|	|	0.42
28.333	0.00	0.25	0.193	O	|	|	|	|	0.41
28.417	0.00	0.25	0.191	O	|	|	|	|	0.41
28.500	0.00	0.25	0.190	O	|	|	|	|	0.40
28.583	0.00	0.24	0.188	O	|	|	|	|	0.40
28.667	0.00	0.24	0.186	O	|	|	|	|	0.40
28.750	0.00	0.24	0.185	O	|	|	|	|	0.39
28.833	0.00	0.24	0.183	O	|	|	|	|	0.39
28.917	0.00	0.23	0.182	O	|	|	|	|	0.39
29.000	0.00	0.23	0.180	O	|	|	|	|	0.38
29.083	0.00	0.23	0.178	O	|	|	|	|	0.38
29.167	0.00	0.23	0.177	O	|	|	|	|	0.38
29.250	0.00	0.23	0.175	O	|	|	|	|	0.37
29.333	0.00	0.22	0.174	O	|	|	|	|	0.37
29.417	0.00	0.22	0.172	O	|	|	|	|	0.37
29.500	0.00	0.22	0.171	O	|	|	|	|	0.36
29.583	0.00	0.22	0.169	O	|	|	|	|	0.36
29.667	0.00	0.22	0.168	O	|	|	|	|	0.36
29.750	0.00	0.21	0.166	O	|	|	|	|	0.35
29.833	0.00	0.21	0.165	O	|	|	|	|	0.35
29.917	0.00	0.21	0.163	O	|	|	|	|	0.35
30.000	0.00	0.21	0.162	O	|	|	|	|	0.34
30.083	0.00	0.21	0.160	O	|	|	|	|	0.34
30.167	0.00	0.21	0.159	O	|	|	|	|	0.34
30.250	0.00	0.20	0.157	O	|	|	|	|	0.34
30.333	0.00	0.20	0.156	O	|	|	|	|	0.33
30.417	0.00	0.20	0.155	O	|	|	|	|	0.33
30.500	0.00	0.20	0.153	O	|	|	|	|	0.33
30.583	0.00	0.20	0.152	O	|	|	|	|	0.32
30.667	0.00	0.19	0.151	O	|	|	|	|	0.32
30.750	0.00	0.19	0.149	O	|	|	|	|	0.32
30.833	0.00	0.19	0.148	O	|	|	|	|	0.32
30.917	0.00	0.19	0.147	O	|	|	|	|	0.31
31.000	0.00	0.19	0.145	O	|	|	|	|	0.31
31.083	0.00	0.19	0.144	O	|	|	|	|	0.31
31.167	0.00	0.18	0.143	O	|	|	|	|	0.30
31.250	0.00	0.18	0.141	O	|	|	|	|	0.30
31.333	0.00	0.18	0.140	O	|	|	|	|	0.30
31.417	0.00	0.18	0.139	O	|	|	|	|	0.30
31.500	0.00	0.18	0.138	O	|	|	|	|	0.29
31.583	0.00	0.18	0.136	O	|	|	|	|	0.29
31.667	0.00	0.18	0.135	O	|	|	|	|	0.29
31.750	0.00	0.17	0.134	O	|	|	|	|	0.29
31.833	0.00	0.17	0.133	O	|	|	|	|	0.28
31.917	0.00	0.17	0.132	O	|	|	|	|	0.28
32.000	0.00	0.17	0.131	O	|	|	|	|	0.28
32.083	0.00	0.17	0.129	O	|	|	|	|	0.28
32.167	0.00	0.17	0.128	O	|	|	|	|	0.27
32.250	0.00	0.16	0.127	O	|	|	|	|	0.27
32.333	0.00	0.16	0.126	O	|	|	|	|	0.27
32.417	0.00	0.16	0.125	O	|	|	|	|	0.27
32.500	0.00	0.16	0.124	O	|	|	|	|	0.26
32.583	0.00	0.16	0.123	O	|	|	|	|	0.26
32.667	0.00	0.16	0.122	O	|	|	|	|	0.26
32.750	0.00	0.16	0.120	O	|	|	|	|	0.26
32.833	0.00	0.15	0.119	O	|	|	|	|	0.25
32.917	0.00	0.15	0.118	O	|	|	|	|	0.25
33.000	0.00	0.15	0.117	O	|	|	|	|	0.25
33.083	0.00	0.15	0.116	O	|	|	|	|	0.25
33.167	0.00	0.15	0.115	O	|	|	|	|	0.25
33.250	0.00	0.15	0.114	O	|	|	|	|	0.24
33.333	0.00	0.15	0.113	O	|	|	|	|	0.24
33.417	0.00	0.15	0.112	O	|	|	|	|	0.24
33.500	0.00	0.14	0.111	O	|	|	|	|	0.24
33.583	0.00	0.14	0.110	O	|	|	|	|	0.23
33.667	0.00	0.14	0.109	O	|	|	|	|	0.23

33.750	0.00	0.14	0.108	O	|	|	|	|	0.23
33.833	0.00	0.14	0.107	O	|	|	|	|	0.23
33.917	0.00	0.14	0.106	O	|	|	|	|	0.23
34.000	0.00	0.14	0.105	O	|	|	|	|	0.22
34.083	0.00	0.14	0.104	O	|	|	|	|	0.22
34.167	0.00	0.13	0.104	O	|	|	|	|	0.22
34.250	0.00	0.13	0.103	O	|	|	|	|	0.22
34.333	0.00	0.13	0.102	O	|	|	|	|	0.22
34.417	0.00	0.13	0.101	O	|	|	|	|	0.21
34.500	0.00	0.13	0.100	O	|	|	|	|	0.21
34.583	0.00	0.13	0.099	O	|	|	|	|	0.21
34.667	0.00	0.13	0.098	O	|	|	|	|	0.21
34.750	0.00	0.13	0.097	O	|	|	|	|	0.21
34.833	0.00	0.12	0.096	O	|	|	|	|	0.21
34.917	0.00	0.12	0.096	O	|	|	|	|	0.20
35.000	0.00	0.12	0.095	O	|	|	|	|	0.20
35.083	0.00	0.12	0.094	O	|	|	|	|	0.20
35.167	0.00	0.12	0.093	O	|	|	|	|	0.20
35.250	0.00	0.12	0.092	O	|	|	|	|	0.20
35.333	0.00	0.12	0.091	O	|	|	|	|	0.19
35.417	0.00	0.12	0.091	O	|	|	|	|	0.19
35.500	0.00	0.12	0.090	O	|	|	|	|	0.19
35.583	0.00	0.12	0.089	O	|	|	|	|	0.19
35.667	0.00	0.11	0.088	O	|	|	|	|	0.19
35.750	0.00	0.11	0.087	O	|	|	|	|	0.19
35.833	0.00	0.11	0.087	O	|	|	|	|	0.18
35.917	0.00	0.11	0.086	O	|	|	|	|	0.18
36.000	0.00	0.11	0.085	O	|	|	|	|	0.18
36.083	0.00	0.11	0.084	O	|	|	|	|	0.18
36.167	0.00	0.11	0.084	O	|	|	|	|	0.18
36.250	0.00	0.11	0.083	O	|	|	|	|	0.18
36.333	0.00	0.11	0.082	O	|	|	|	|	0.18
36.417	0.00	0.11	0.081	O	|	|	|	|	0.17
36.500	0.00	0.10	0.081	O	|	|	|	|	0.17
36.583	0.00	0.10	0.080	O	|	|	|	|	0.17
36.667	0.00	0.10	0.079	O	|	|	|	|	0.17
36.750	0.00	0.10	0.079	O	|	|	|	|	0.17
36.833	0.00	0.10	0.078	O	|	|	|	|	0.17
36.917	0.00	0.10	0.077	O	|	|	|	|	0.16

Remaining water in basin = 0.08 (Ac.Ft)

```
***************************HYDROGRAPH DATA***************************
                    Number of intervals =   443
                    Time interval =    5.0 (Min.)
                    Maximum/Peak flow rate =        0.733 (CFS)
                    Total volume =       1.475 (Ac.Ft)
          Status of hydrographs being held in storage
                     Stream 1  Stream 2  Stream 3  Stream 4  Stream 5
          Peak (CFS)      0.000     0.000     0.000     0.000     0.000
          Vol (Ac.Ft)      0.000     0.000     0.000     0.000     0.000
*********************************************************************
```

```
                    FLOOD HYDROGRAPH ROUTING PROGRAM
            Copyright (c) CIVILCADD/CIVILDESIGN, 1989 - 2004
                        Study date: 03/28/20

---------------------------------------------------------------------

Routing for Basin "AA"

---------------------------------------------------------------------

Program License Serial Number 4027

---------------------------------------------------------------------
******************** HYDROGRAPH INFORMATION *********************

                    From study/file name: a3100.rte
****************************HYDROGRAPH DATA****************************
                    Number of intervals =    40
                    Time interval =    5.0 (Min.)
                    Maximum/Peak flow rate =       26.622 (CFS)
                    Total volume =       1.595 (Ac.Ft)
          Status of hydrographs being held in storage
                     Stream 1  Stream 2  Stream 3  Stream 4  Stream 5
          Peak (CFS)      0.000     0.000     0.000     0.000     0.000
          Vol (Ac.Ft)      0.000     0.000     0.000     0.000     0.000
*********************************************************************


++++++++++++++++++++++++++++++++++++++++++++++++++++++++++++++++++++++
Process from Point/Station        0.000 to Point/Station        0.000
**** RETARDING BASIN ROUTING ****
______________________________________________________________________

User entry of depth-outflow-storage data
---------------------------------------------------------------------
Total number of inflow hydrograph intervals = 40
Hydrograph time unit =  5.000 (Min.)
Initial depth in storage basin =   0.00(Ft.)
---------------------------------------------------------------------
---------------------------------------------------------------------
Initial basin depth =   0.00 (Ft.)
Initial basin storage =      0.00 (Ac.Ft)
Initial basin outflow =   0.00 (CFS)
---------------------------------------------------------------------
---------------------------------------------------------------------
Depth vs. Storage and Depth vs. Discharge data:
 Basin Depth  Storage    Outflow   (S-O*dt/2)   (S+O*dt/2)
     (Ft.)    (Ac.Ft)    (CFS)     (Ac.Ft)    (Ac.Ft)
---------------------------------------------------------------------
0.000      0.000      0.000      0.000        0.000
1.000      0.469      0.607      0.467        0.471
2.000      1.006      0.676      1.004        1.008
3.000      1.612      0.745      1.609        1.615
4.000      2.288      0.819      2.285        2.291
5.000      3.039      0.896      3.036        3.042
6.000      3.885      1.010      3.882        3.888
---------------------------------------------------------------------
                    Hydrograph Detention Basin Routing
---------------------------------------------------------------------

Graph values: 'I'= unit inflow; 'O'=outflow at time shown
---------------------------------------------------------------------
 Time   Inflow  Outflow    Storage                                    Depth
(Hours) (CFS)   (CFS)     (Ac.Ft) .0       6.7   13.31   19.97   26.62 (Ft.)
 0.083   0.92    0.00      0.003  OI      |       |       |       |     0.01
 0.167   1.97    0.02      0.013  O I     |       |       |       |     0.03
 0.250   2.04    0.03      0.027  O I     |       |       |       |     0.06
 0.333   1.37    0.05      0.038  OI      |       |       |       |     0.08
 0.417   0.69    0.06      0.045  O       |       |       |       |     0.10
 0.500   1.08    0.07      0.050  OI      |       |       |       |     0.11
 0.583   1.11    0.07      0.058  OI      |       |       |       |     0.12
 0.667   1.14    0.08      0.065  OI      |       |       |       |     0.14
 0.750   1.66    0.10      0.074  OI      |       |       |       |     0.16
 0.833   1.23    0.11      0.083  OI      |       |       |       |     0.18
 0.917   0.83    0.12      0.089  O       |       |       |       |     0.19
 1.000   1.27    0.12      0.096  OI      |       |       |       |     0.20
 1.083   2.38    0.14      0.107  O I     |       |       |       |     0.23
 1.167   3.27    0.16      0.126  O  I    |       |       |       |     0.27
 1.250   3.47    0.19      0.148  O   I   |       |       |       |     0.32
 1.333   3.18    0.22      0.169  O  I    |       |       |       |     0.36
 1.417   3.85    0.25      0.192  O   I   |       |       |       |     0.41
 1.500   5.16    0.29      0.221  O     I |       |       |       |     0.47
 1.583   5.05    0.33      0.254  O     I |       |       |       |     0.54
 1.667   5.08    0.37      0.287  O     I |       |       |       |     0.61
 1.750   6.66    0.42      0.324  O       I       |       |       |     0.69
 1.833   7.61    0.48      0.370  O       |I      |       |       |     0.79
 1.917   7.13    0.54      0.418  O       I       |       |       |     0.89
 2.000   6.91    0.60      0.462  O       I       |       |       |     0.99
```

| | | |

10.000	0.00	0.69	1.098	O	|	|	|	|	2.15
10.083	0.00	0.69	1.093	O	|	|	|	|	2.14
10.167	0.00	0.69	1.089	O	|	|	|	|	2.14
10.250	0.00	0.68	1.084	O	|	|	|	|	2.13
10.333	0.00	0.68	1.079	O	|	|	|	|	2.12
10.417	0.00	0.68	1.074	O	|	|	|	|	2.11
10.500	0.00	0.68	1.070	O	|	|	|	|	2.11
10.583	0.00	0.68	1.065	O	|	|	|	|	2.10
10.667	0.00	0.68	1.060	O	|	|	|	|	2.09
10.750	0.00	0.68	1.056	O	|	|	|	|	2.08
10.833	0.00	0.68	1.051	O	|	|	|	|	2.07
10.917	0.00	0.68	1.046	O	|	|	|	|	2.07
11.000	0.00	0.68	1.042	O	|	|	|	|	2.06
11.083	0.00	0.68	1.037	O	|	|	|	|	2.05
11.167	0.00	0.68	1.032	O	|	|	|	|	2.04
11.250	0.00	0.68	1.027	O	|	|	|	|	2.04
11.333	0.00	0.68	1.023	O	|	|	|	|	2.03
11.417	0.00	0.68	1.018	O	|	|	|	|	2.02
11.500	0.00	0.68	1.013	O	|	|	|	|	2.01
11.583	0.00	0.68	1.009	O	|	|	|	|	2.00
11.667	0.00	0.68	1.004	O	|	|	|	|	2.00
11.750	0.00	0.68	1.000	O	|	|	|	|	1.99
11.833	0.00	0.67	0.995	O	|	|	|	|	1.98
11.917	0.00	0.67	0.990	O	|	|	|	|	1.97
12.000	0.00	0.67	0.986	O	|	|	|	|	1.96
12.083	0.00	0.67	0.981	O	|	|	|	|	1.95
12.167	0.00	0.67	0.976	O	|	|	|	|	1.94
12.250	0.00	0.67	0.972	O	|	|	|	|	1.94
12.333	0.00	0.67	0.967	O	|	|	|	|	1.93
12.417	0.00	0.67	0.962	O	|	|	|	|	1.92
12.500	0.00	0.67	0.958	O	|	|	|	|	1.91
12.583	0.00	0.67	0.953	O	|	|	|	|	1.90
12.667	0.00	0.67	0.949	O	|	|	|	|	1.89
12.750	0.00	0.67	0.944	O	|	|	|	|	1.88
12.833	0.00	0.67	0.939	O	|	|	|	|	1.88
12.917	0.00	0.67	0.935	O	|	|	|	|	1.87
13.000	0.00	0.67	0.930	O	|	|	|	|	1.86
13.083	0.00	0.67	0.926	O	|	|	|	|	1.85
13.167	0.00	0.67	0.921	O	|	|	|	|	1.84
13.250	0.00	0.66	0.916	O	|	|	|	|	1.83
13.333	0.00	0.66	0.912	O	|	|	|	|	1.82
13.417	0.00	0.66	0.907	O	|	|	|	|	1.82
13.500	0.00	0.66	0.903	O	|	|	|	|	1.81
13.583	0.00	0.66	0.898	O	|	|	|	|	1.80
13.667	0.00	0.66	0.894	O	|	|	|	|	1.79
13.750	0.00	0.66	0.889	O	|	|	|	|	1.78
13.833	0.00	0.66	0.885	O	|	|	|	|	1.77
13.917	0.00	0.66	0.880	O	|	|	|	|	1.77
14.000	0.00	0.66	0.875	O	|	|	|	|	1.76
14.083	0.00	0.66	0.871	O	|	|	|	|	1.75
14.167	0.00	0.66	0.866	O	|	|	|	|	1.74
14.250	0.00	0.66	0.862	O	|	|	|	|	1.73
14.333	0.00	0.66	0.857	O	|	|	|	|	1.72
14.417	0.00	0.66	0.853	O	|	|	|	|	1.71
14.500	0.00	0.66	0.848	O	|	|	|	|	1.71
14.583	0.00	0.66	0.844	O	|	|	|	|	1.70
14.667	0.00	0.65	0.839	O	|	|	|	|	1.69
14.750	0.00	0.65	0.835	O	|	|	|	|	1.68
14.833	0.00	0.65	0.830	O	|	|	|	|	1.67
14.917	0.00	0.65	0.826	O	|	|	|	|	1.66
15.000	0.00	0.65	0.821	O	|	|	|	|	1.66
15.083	0.00	0.65	0.817	O	|	|	|	|	1.65
15.167	0.00	0.65	0.812	O	|	|	|	|	1.64
15.250	0.00	0.65	0.808	O	|	|	|	|	1.63
15.333	0.00	0.65	0.803	O	|	|	|	|	1.62
15.417	0.00	0.65	0.799	O	|	|	|	|	1.61
15.500	0.00	0.65	0.794	O	|	|	|	|	1.61
15.583	0.00	0.65	0.790	O	|	|	|	|	1.60
15.667	0.00	0.65	0.785	O	|	|	|	|	1.59
15.750	0.00	0.65	0.781	O	|	|	|	|	1.58
15.833	0.00	0.65	0.777	O	|	|	|	|	1.57
15.917	0.00	0.65	0.772	O	|	|	|	|	1.56
16.000	0.00	0.65	0.768	O	|	|	|	|	1.56
16.083	0.00	0.64	0.763	O	|	|	|	|	1.55
16.167	0.00	0.64	0.759	O	|	|	|	|	1.54
16.250	0.00	0.64	0.754	O	|	|	|	|	1.53
16.333	0.00	0.64	0.750	O	|	|	|	|	1.52
16.417	0.00	0.64	0.745	O	|	|	|	|	1.51
16.500	0.00	0.64	0.741	O	|	|	|	|	1.51
16.583	0.00	0.64	0.737	O	|	|	|	|	1.50
16.667	0.00	0.64	0.732	O	|	|	|	|	1.49
16.750	0.00	0.64	0.728	O	|	|	|	|	1.48
16.833	0.00	0.64	0.723	O	|	|	|	|	1.47
16.917	0.00	0.64	0.719	O	|	|	|	|	1.47
17.000	0.00	0.64	0.715	O	|	|	|	|	1.46
17.083	0.00	0.64	0.710	O	|	|	|	|	1.45
17.167	0.00	0.64	0.706	O	|	|	|	|	1.44
17.250	0.00	0.64	0.701	O	|	|	|	|	1.43
17.333	0.00	0.64	0.697	O	|	|	|	|	1.42
17.417	0.00	0.64	0.693	O	|	|	|	|	1.42
17.500	0.00	0.64	0.688	O	|	|	|	|	1.41
17.583	0.00	0.63	0.684	O	|	|	|	|	1.40
17.667	0.00	0.63	0.680	O	|	|	|	|	1.39
17.750	0.00	0.63	0.675	O	|	|	|	|	1.38
17.833	0.00	0.63	0.671	O	|	|	|	|	1.38

17.917	0.00	0.63	0.666	O	|	|	|	|	1.37
18.000	0.00	0.63	0.662	O	|	|	|	|	1.36
18.083	0.00	0.63	0.658	O	|	|	|	|	1.35
18.167	0.00	0.63	0.653	O	|	|	|	|	1.34
18.250	0.00	0.63	0.649	O	|	|	|	|	1.34
18.333	0.00	0.63	0.645	O	|	|	|	|	1.33
18.417	0.00	0.63	0.640	O	|	|	|	|	1.32
18.500	0.00	0.63	0.636	O	|	|	|	|	1.31
18.583	0.00	0.63	0.632	O	|	|	|	|	1.30
18.667	0.00	0.63	0.627	O	|	|	|	|	1.29
18.750	0.00	0.63	0.623	O	|	|	|	|	1.29
18.833	0.00	0.63	0.619	O	|	|	|	|	1.28
18.917	0.00	0.63	0.614	O	|	|	|	|	1.27
19.000	0.00	0.63	0.610	O	|	|	|	|	1.26
19.083	0.00	0.62	0.606	O	|	|	|	|	1.25
19.167	0.00	0.62	0.602	O	|	|	|	|	1.25
19.250	0.00	0.62	0.597	O	|	|	|	|	1.24
19.333	0.00	0.62	0.593	O	|	|	|	|	1.23
19.417	0.00	0.62	0.589	O	|	|	|	|	1.22
19.500	0.00	0.62	0.584	O	|	|	|	|	1.21
19.583	0.00	0.62	0.580	O	|	|	|	|	1.21
19.667	0.00	0.62	0.576	O	|	|	|	|	1.20
19.750	0.00	0.62	0.572	O	|	|	|	|	1.19
19.833	0.00	0.62	0.567	O	|	|	|	|	1.18
19.917	0.00	0.62	0.563	O	|	|	|	|	1.18
20.000	0.00	0.62	0.559	O	|	|	|	|	1.17
20.083	0.00	0.62	0.555	O	|	|	|	|	1.16
20.167	0.00	0.62	0.550	O	|	|	|	|	1.15
20.250	0.00	0.62	0.546	O	|	|	|	|	1.14
20.333	0.00	0.62	0.542	O	|	|	|	|	1.14
20.417	0.00	0.62	0.538	O	|	|	|	|	1.13
20.500	0.00	0.62	0.533	O	|	|	|	|	1.12
20.583	0.00	0.61	0.529	O	|	|	|	|	1.11
20.667	0.00	0.61	0.525	O	|	|	|	|	1.10
20.750	0.00	0.61	0.521	O	|	|	|	|	1.10
20.833	0.00	0.61	0.516	O	|	|	|	|	1.09
20.917	0.00	0.61	0.512	O	|	|	|	|	1.08
21.000	0.00	0.61	0.508	O	|	|	|	|	1.07
21.083	0.00	0.61	0.504	O	|	|	|	|	1.06
21.167	0.00	0.61	0.499	O	|	|	|	|	1.06
21.250	0.00	0.61	0.495	O	|	|	|	|	1.05
21.333	0.00	0.61	0.491	O	|	|	|	|	1.04
21.417	0.00	0.61	0.487	O	|	|	|	|	1.03
21.500	0.00	0.61	0.483	O	|	|	|	|	1.03
21.583	0.00	0.61	0.479	O	|	|	|	|	1.02
21.667	0.00	0.61	0.474	O	|	|	|	|	1.01
21.750	0.00	0.61	0.470	O	|	|	|	|	1.00
21.833	0.00	0.60	0.466	O	|	|	|	|	0.99
21.917	0.00	0.60	0.462	O	|	|	|	|	0.98
22.000	0.00	0.59	0.458	O	|	|	|	|	0.98
22.083	0.00	0.59	0.454	O	|	|	|	|	0.97
22.167	0.00	0.58	0.450	O	|	|	|	|	0.96
22.250	0.00	0.58	0.446	O	|	|	|	|	0.95
22.333	0.00	0.57	0.442	O	|	|	|	|	0.94
22.417	0.00	0.57	0.438	O	|	|	|	|	0.93
22.500	0.00	0.56	0.434	O	|	|	|	|	0.93
22.583	0.00	0.56	0.430	O	|	|	|	|	0.92
22.667	0.00	0.55	0.426	O	|	|	|	|	0.91
22.750	0.00	0.55	0.422	O	|	|	|	|	0.90
22.833	0.00	0.54	0.419	O	|	|	|	|	0.89
22.917	0.00	0.54	0.415	O	|	|	|	|	0.88
23.000	0.00	0.53	0.411	O	|	|	|	|	0.88
23.083	0.00	0.53	0.408	O	|	|	|	|	0.87
23.167	0.00	0.52	0.404	O	|	|	|	|	0.86
23.250	0.00	0.52	0.400	O	|	|	|	|	0.85
23.333	0.00	0.51	0.397	O	|	|	|	|	0.85
23.417	0.00	0.51	0.393	O	|	|	|	|	0.84
23.500	0.00	0.50	0.390	O	|	|	|	|	0.83
23.583	0.00	0.50	0.386	O	|	|	|	|	0.82
23.667	0.00	0.50	0.383	O	|	|	|	|	0.82
23.750	0.00	0.49	0.380	O	|	|	|	|	0.81
23.833	0.00	0.49	0.376	O	|	|	|	|	0.80
23.917	0.00	0.48	0.373	O	|	|	|	|	0.80
24.000	0.00	0.48	0.370	O	|	|	|	|	0.79
24.083	0.00	0.47	0.366	O	|	|	|	|	0.78
24.167	0.00	0.47	0.363	O	|	|	|	|	0.77
24.250	0.00	0.47	0.360	O	|	|	|	|	0.77
24.333	0.00	0.46	0.357	O	|	|	|	|	0.76
24.417	0.00	0.46	0.353	O	|	|	|	|	0.75
24.500	0.00	0.45	0.350	O	|	|	|	|	0.75
24.583	0.00	0.45	0.347	O	|	|	|	|	0.74
24.667	0.00	0.45	0.344	O	|	|	|	|	0.73
24.750	0.00	0.44	0.341	O	|	|	|	|	0.73
24.833	0.00	0.44	0.338	O	|	|	|	|	0.72
24.917	0.00	0.43	0.335	O	|	|	|	|	0.71
25.000	0.00	0.43	0.332	O	|	|	|	|	0.71
25.083	0.00	0.43	0.329	O	|	|	|	|	0.70
25.167	0.00	0.42	0.326	O	|	|	|	|	0.70
25.250	0.00	0.42	0.323	O	|	|	|	|	0.69
25.333	0.00	0.41	0.320	O	|	|	|	|	0.68
25.417	0.00	0.41	0.318	O	|	|	|	|	0.68
25.500	0.00	0.41	0.315	O	|	|	|	|	0.67
25.583	0.00	0.40	0.312	O	|	|	|	|	0.67
25.667	0.00	0.40	0.309	O	|	|	|	|	0.66
25.750	0.00	0.40	0.306	O	|	|	|	|	0.65

25.833	0.00	0.39	0.304	O	|	|	|	|	0.65
25.917	0.00	0.39	0.301	O	|	|	|	|	0.64
26.000	0.00	0.39	0.298	O	|	|	|	|	0.64
26.083	0.00	0.38	0.296	O	|	|	|	|	0.63
26.167	0.00	0.38	0.293	O	|	|	|	|	0.63
26.250	0.00	0.38	0.291	O	|	|	|	|	0.62
26.333	0.00	0.37	0.288	O	|	|	|	|	0.61
26.417	0.00	0.37	0.285	O	|	|	|	|	0.61
26.500	0.00	0.37	0.283	O	|	|	|	|	0.60
26.583	0.00	0.36	0.280	O	|	|	|	|	0.60
26.667	0.00	0.36	0.278	O	|	|	|	|	0.59
26.750	0.00	0.36	0.275	O	|	|	|	|	0.59
26.833	0.00	0.35	0.273	O	|	|	|	|	0.58
26.917	0.00	0.35	0.271	O	|	|	|	|	0.58
27.000	0.00	0.35	0.268	O	|	|	|	|	0.57
27.083	0.00	0.34	0.266	O	|	|	|	|	0.57
27.167	0.00	0.34	0.263	O	|	|	|	|	0.56
27.250	0.00	0.34	0.261	O	|	|	|	|	0.56
27.333	0.00	0.33	0.259	O	|	|	|	|	0.55
27.417	0.00	0.33	0.256	O	|	|	|	|	0.55
27.500	0.00	0.33	0.254	O	|	|	|	|	0.54
27.583	0.00	0.33	0.252	O	|	|	|	|	0.54
27.667	0.00	0.32	0.250	O	|	|	|	|	0.53
27.750	0.00	0.32	0.247	O	|	|	|	|	0.53
27.833	0.00	0.32	0.245	O	|	|	|	|	0.52
27.917	0.00	0.31	0.243	O	|	|	|	|	0.52
28.000	0.00	0.31	0.241	O	|	|	|	|	0.51
28.083	0.00	0.31	0.239	O	|	|	|	|	0.51
28.167	0.00	0.31	0.237	O	|	|	|	|	0.50
28.250	0.00	0.30	0.235	O	|	|	|	|	0.50
28.333	0.00	0.30	0.232	O	|	|	|	|	0.50
28.417	0.00	0.30	0.230	O	|	|	|	|	0.49
28.500	0.00	0.30	0.228	O	|	|	|	|	0.49
28.583	0.00	0.29	0.226	O	|	|	|	|	0.48
28.667	0.00	0.29	0.224	O	|	|	|	|	0.48
28.750	0.00	0.29	0.222	O	|	|	|	|	0.47
28.833	0.00	0.29	0.220	O	|	|	|	|	0.47
28.917	0.00	0.28	0.218	O	|	|	|	|	0.47
29.000	0.00	0.28	0.216	O	|	|	|	|	0.46
29.083	0.00	0.28	0.215	O	|	|	|	|	0.46
29.167	0.00	0.28	0.213	O	|	|	|	|	0.45
29.250	0.00	0.27	0.211	O	|	|	|	|	0.45
29.333	0.00	0.27	0.209	O	|	|	|	|	0.45
29.417	0.00	0.27	0.207	O	|	|	|	|	0.44
29.500	0.00	0.27	0.205	O	|	|	|	|	0.44
29.583	0.00	0.26	0.203	O	|	|	|	|	0.43
29.667	0.00	0.26	0.202	O	|	|	|	|	0.43
29.750	0.00	0.26	0.200	O	|	|	|	|	0.43
29.833	0.00	0.26	0.198	O	|	|	|	|	0.42
29.917	0.00	0.25	0.196	O	|	|	|	|	0.42
30.000	0.00	0.25	0.195	O	|	|	|	|	0.41
30.083	0.00	0.25	0.193	O	|	|	|	|	0.41
30.167	0.00	0.25	0.191	O	|	|	|	|	0.41
30.250	0.00	0.25	0.189	O	|	|	|	|	0.40
30.333	0.00	0.24	0.188	O	|	|	|	|	0.40
30.417	0.00	0.24	0.186	O	|	|	|	|	0.40
30.500	0.00	0.24	0.184	O	|	|	|	|	0.39
30.583	0.00	0.24	0.183	O	|	|	|	|	0.39
30.667	0.00	0.23	0.181	O	|	|	|	|	0.39
30.750	0.00	0.23	0.180	O	|	|	|	|	0.38
30.833	0.00	0.23	0.178	O	|	|	|	|	0.38
30.917	0.00	0.23	0.176	O	|	|	|	|	0.38
31.000	0.00	0.23	0.175	O	|	|	|	|	0.37
31.083	0.00	0.22	0.173	O	|	|	|	|	0.37
31.167	0.00	0.22	0.172	O	|	|	|	|	0.37
31.250	0.00	0.22	0.170	O	|	|	|	|	0.36
31.333	0.00	0.22	0.169	O	|	|	|	|	0.36
31.417	0.00	0.22	0.167	O	|	|	|	|	0.36
31.500	0.00	0.21	0.166	O	|	|	|	|	0.35
31.583	0.00	0.21	0.164	O	|	|	|	|	0.35
31.667	0.00	0.21	0.163	O	|	|	|	|	0.35
31.750	0.00	0.21	0.161	O	|	|	|	|	0.34
31.833	0.00	0.21	0.160	O	|	|	|	|	0.34
31.917	0.00	0.21	0.158	O	|	|	|	|	0.34
32.000	0.00	0.20	0.157	O	|	|	|	|	0.33
32.083	0.00	0.20	0.156	O	|	|	|	|	0.33
32.167	0.00	0.20	0.154	O	|	|	|	|	0.33
32.250	0.00	0.20	0.153	O	|	|	|	|	0.33
32.333	0.00	0.20	0.152	O	|	|	|	|	0.32
32.417	0.00	0.19	0.150	O	|	|	|	|	0.32
32.500	0.00	0.19	0.149	O	|	|	|	|	0.32
32.583	0.00	0.19	0.148	O	|	|	|	|	0.31
32.667	0.00	0.19	0.146	O	|	|	|	|	0.31
32.750	0.00	0.19	0.145	O	|	|	|	|	0.31
32.833	0.00	0.19	0.144	O	|	|	|	|	0.31
32.917	0.00	0.18	0.142	O	|	|	|	|	0.30
33.000	0.00	0.18	0.141	O	|	|	|	|	0.30
33.083	0.00	0.18	0.140	O	|	|	|	|	0.30
33.167	0.00	0.18	0.139	O	|	|	|	|	0.30
33.250	0.00	0.18	0.137	O	|	|	|	|	0.29
33.333	0.00	0.18	0.136	O	|	|	|	|	0.29
33.417	0.00	0.17	0.135	O	|	|	|	|	0.29
33.500	0.00	0.17	0.134	O	|	|	|	|	0.29
33.583	0.00	0.17	0.133	O	|	|	|	|	0.28
33.667	0.00	0.17	0.131	O	|	|	|	|	0.28

33.750	0.00	0.17	0.130	O	|	|	|	|	0.28
33.833	0.00	0.17	0.129	O	|	|	|	|	0.28
33.917	0.00	0.17	0.128	O	|	|	|	|	0.27
34.000	0.00	0.16	0.127	O	|	|	|	|	0.27
34.083	0.00	0.16	0.126	O	|	|	|	|	0.27
34.167	0.00	0.16	0.125	O	|	|	|	|	0.27
34.250	0.00	0.16	0.123	O	|	|	|	|	0.26
34.333	0.00	0.16	0.122	O	|	|	|	|	0.26
34.417	0.00	0.16	0.121	O	|	|	|	|	0.26
34.500	0.00	0.16	0.120	O	|	|	|	|	0.26
34.583	0.00	0.15	0.119	O	|	|	|	|	0.25
34.667	0.00	0.15	0.118	O	|	|	|	|	0.25
34.750	0.00	0.15	0.117	O	|	|	|	|	0.25
34.833	0.00	0.15	0.116	O	|	|	|	|	0.25
34.917	0.00	0.15	0.115	O	|	|	|	|	0.25
35.000	0.00	0.15	0.114	O	|	|	|	|	0.24
35.083	0.00	0.15	0.113	O	|	|	|	|	0.24
35.167	0.00	0.14	0.112	O	|	|	|	|	0.24
35.250	0.00	0.14	0.111	O	|	|	|	|	0.24
35.333	0.00	0.14	0.110	O	|	|	|	|	0.23
35.417	0.00	0.14	0.109	O	|	|	|	|	0.23
35.500	0.00	0.14	0.108	O	|	|	|	|	0.23
35.583	0.00	0.14	0.107	O	|	|	|	|	0.23
35.667	0.00	0.14	0.106	O	|	|	|	|	0.23
35.750	0.00	0.14	0.105	O	|	|	|	|	0.22
35.833	0.00	0.13	0.104	O	|	|	|	|	0.22
35.917	0.00	0.13	0.103	O	|	|	|	|	0.22
36.000	0.00	0.13	0.102	O	|	|	|	|	0.22
36.083	0.00	0.13	0.101	O	|	|	|	|	0.22
36.167	0.00	0.13	0.101	O	|	|	|	|	0.21
36.250	0.00	0.13	0.100	O	|	|	|	|	0.21
36.333	0.00	0.13	0.099	O	|	|	|	|	0.21
36.417	0.00	0.13	0.098	O	|	|	|	|	0.21
36.500	0.00	0.13	0.097	O	|	|	|	|	0.21
36.583	0.00	0.12	0.096	O	|	|	|	|	0.21
36.667	0.00	0.12	0.095	O	|	|	|	|	0.20
36.750	0.00	0.12	0.094	O	|	|	|	|	0.20
36.833	0.00	0.12	0.094	O	|	|	|	|	0.20
36.917	0.00	0.12	0.093	O	|	|	|	|	0.20
37.000	0.00	0.12	0.092	O	|	|	|	|	0.20
37.083	0.00	0.12	0.091	O	|	|	|	|	0.19
37.167	0.00	0.12	0.090	O	|	|	|	|	0.19
37.250	0.00	0.12	0.090	O	|	|	|	|	0.19
37.333	0.00	0.11	0.089	O	|	|	|	|	0.19
37.417	0.00	0.11	0.088	O	|	|	|	|	0.19
37.500	0.00	0.11	0.087	O	|	|	|	|	0.19
37.583	0.00	0.11	0.086	O	|	|	|	|	0.18
37.667	0.00	0.11	0.086	O	|	|	|	|	0.18
37.750	0.00	0.11	0.085	O	|	|	|	|	0.18
37.833	0.00	0.11	0.084	O	|	|	|	|	0.18
37.917	0.00	0.11	0.083	O	|	|	|	|	0.18
38.000	0.00	0.11	0.083	O	|	|	|	|	0.18
38.083	0.00	0.11	0.082	O	|	|	|	|	0.17
38.167	0.00	0.11	0.081	O	|	|	|	|	0.17
38.250	0.00	0.10	0.080	O	|	|	|	|	0.17
38.333	0.00	0.10	0.080	O	|	|	|	|	0.17
38.417	0.00	0.10	0.079	O	|	|	|	|	0.17
38.500	0.00	0.10	0.078	O	|	|	|	|	0.17
38.583	0.00	0.10	0.078	O	|	|	|	|	0.17
38.667	0.00	0.10	0.077	O	|	|	|	|	0.16

Remaining water in basin = 0.08 (Ac.Ft)

```
***************************HYDROGRAPH DATA***************************
                    Number of intervals =   464
                    Time interval =    5.0 (Min.)
                    Maximum/Peak flow rate =        0.732 (CFS)
                    Total volume =       1.518 (Ac.Ft)
          Status of hydrographs being held in storage
                     Stream 1  Stream 2  Stream 3  Stream 4  Stream 5
          Peak (CFS)      0.000     0.000     0.000     0.000     0.000
          Vol (Ac.Ft)      0.000     0.000     0.000     0.000     0.000
*********************************************************************
```

```
                    FLOOD HYDROGRAPH ROUTING PROGRAM
            Copyright (c) CIVILCADD/CIVILDESIGN, 1989 - 2004
                        Study date: 03/28/20

---------------------------------------------------------------------

Routing for Basin "AA"

---------------------------------------------------------------------

Program License Serial Number 4027

---------------------------------------------------------------------
******************** HYDROGRAPH INFORMATION *********************

                    From study/file name: a6100.rte
****************************HYDROGRAPH DATA****************************
                    Number of intervals =    76
                    Time interval =    5.0 (Min.)
                    Maximum/Peak flow rate =       21.910 (CFS)
                    Total volume =       1.867 (Ac.Ft)
          Status of hydrographs being held in storage
                     Stream 1  Stream 2  Stream 3  Stream 4  Stream 5
          Peak (CFS)      0.000     0.000     0.000     0.000     0.000
          Vol (Ac.Ft)      0.000     0.000     0.000     0.000     0.000
*********************************************************************


++++++++++++++++++++++++++++++++++++++++++++++++++++++++++++++++++++++
Process from Point/Station        0.000 to Point/Station        0.000
**** RETARDING BASIN ROUTING ****
______________________________________________________________________

User entry of depth-outflow-storage data
---------------------------------------------------------------------
Total number of inflow hydrograph intervals = 76
Hydrograph time unit =  5.000 (Min.)
Initial depth in storage basin =   0.00(Ft.)
---------------------------------------------------------------------
---------------------------------------------------------------------
Initial basin depth =   0.00 (Ft.)
Initial basin storage =      0.00 (Ac.Ft)
Initial basin outflow =   0.00 (CFS)
---------------------------------------------------------------------
---------------------------------------------------------------------
Depth vs. Storage and Depth vs. Discharge data:
 Basin Depth  Storage    Outflow   (S-O*dt/2)   (S+O*dt/2)
     (Ft.)    (Ac.Ft)    (CFS)     (Ac.Ft)    (Ac.Ft)
---------------------------------------------------------------------
0.000      0.000      0.000      0.000        0.000
1.000      0.469      0.607      0.467        0.471
2.000      1.006      0.676      1.004        1.008
3.000      1.612      0.745      1.609        1.615
4.000      2.288      0.819      2.285        2.291
5.000      3.039      0.896      3.036        3.042
6.000      3.885      1.010      3.882        3.888
---------------------------------------------------------------------
                    Hydrograph Detention Basin Routing
---------------------------------------------------------------------

Graph values: 'I'= unit inflow; 'O'=outflow at time shown
---------------------------------------------------------------------
 Time   Inflow  Outflow    Storage                                    Depth
(Hours)  (CFS)   (CFS)     (Ac.Ft) .0       5.5   10.96   16.43   21.91 (Ft.)
 0.083    0.45    0.00      0.002  O       |       |       |       |     0.00
 0.167    1.06    0.01      0.007  OI      |       |       |       |     0.01
 0.250    1.27    0.02      0.015  OI      |       |       |       |     0.03
 0.333    1.33    0.03      0.023  OI      |       |       |       |     0.05
 0.417    1.35    0.04      0.032  OI      |       |       |       |     0.07
 0.500    1.44    0.05      0.042  O I     |       |       |       |     0.09
 0.583    1.54    0.07      0.052  O I     |       |       |       |     0.11
 0.667    1.56    0.08      0.062  O I     |       |       |       |     0.13
 0.750    1.57    0.09      0.072  O I     |       |       |       |     0.15
 0.833    1.57    0.11      0.082  O I     |       |       |       |     0.17
 0.917    1.57    0.12      0.092  O I     |       |       |       |     0.20
 1.000    1.66    0.13      0.102  O I     |       |       |       |     0.22
 1.083    1.77    0.15      0.113  O I     |       |       |       |     0.24
 1.167    1.79    0.16      0.124  O I     |       |       |       |     0.27
 1.250    1.80    0.18      0.136  O I     |       |       |       |     0.29
 1.333    1.80    0.19      0.147  O I     |       |       |       |     0.31
 1.417    1.80    0.20      0.158  O I     |       |       |       |     0.34
 1.500    1.80    0.22      0.169  O I     |       |       |       |     0.36
 1.583    1.80    0.23      0.180  O I     |       |       |       |     0.38
 1.667    1.80    0.25      0.190  O I     |       |       |       |     0.41
 1.750    1.80    0.26      0.201  O I     |       |       |       |     0.43
 1.833    1.80    0.27      0.211  O I     |       |       |       |     0.45
 1.917    1.80    0.29      0.222  O I     |       |       |       |     0.47
 2.000    1.89    0.30      0.233  O I     |       |       |       |     0.50
```

2.083	1.90	0.32	0.243	O I	0.52
2.167	1.91	0.33	0.254	O I	0.54
2.250	2.00	0.34	0.265	O I	0.57
2.333	2.02	0.36	0.277	O I	0.59
2.417	2.02	0.37	0.288	O I	0.61
2.500	2.02	0.39	0.300	O I	0.64
2.583	2.02	0.40	0.311	O I	0.66
2.667	2.02	0.42	0.322	O I	0.69
2.750	2.11	0.43	0.333	O I	0.71
2.833	2.22	0.45	0.345	O I	0.74
2.917	2.24	0.46	0.357	O I	0.76
3.000	2.24	0.48	0.369	O I	0.79
3.083	2.25	0.49	0.382	O I	0.81
3.167	1.38	0.51	0.391	O I	0.83
3.250	0.40	0.51	0.393	O	0.84
3.333	0.19	0.51	0.392	O	0.84
3.417	0.36	0.51	0.390	O	0.83
3.500	0.82	0.51	0.391	OI	0.83
3.583	1.36	0.51	0.395	OI	0.84
3.667	1.69	0.52	0.402	O I	0.86
3.750	1.99	0.53	0.411	O I	0.88
3.833	2.28	0.55	0.422	O I	0.90
3.917	2.56	0.56	0.435	O I	0.93
4.000	2.84	0.58	0.449	O I	0.96
4.083	3.12	0.60	0.466	O I	0.99
4.167	3.63	0.61	0.485	O I	1.03
4.250	4.17	0.61	0.508	O I	1.07
4.333	4.73	0.62	0.534	O I	1.12
4.417	5.29	0.62	0.564	O I	1.18
4.500	5.62	0.62	0.597	O I	1.24
4.583	5.93	0.63	0.633	O I	1.31
4.667	6.43	0.63	0.671	O I	1.38
4.750	6.98	0.64	0.713	O I	1.45
4.833	7.31	0.64	0.758	O I	1.54
4.917	7.61	0.65	0.805	O I	1.63
5.000	8.12	0.66	0.854	O I	1.72
5.083	9.57	0.66	0.911	O I	1.82
5.167	12.07	0.67	0.981	O I	1.95
5.250	14.34	0.68	1.067	O I	2.10
5.333	16.15	0.69	1.167	|O I	2.27
5.417	18.33	0.71	1.281	|O I	2.45
5.500	21.91	0.72	1.415	|O I	2.67
5.583	16.19	0.74	1.541	|O I	2.88
5.667	6.12	0.75	1.613	|O I	3.00
5.750	2.87	0.75	1.638	|O I	3.04
5.833	1.65	0.75	1.649	|OI	3.05
5.917	1.02	0.75	1.653	|O	3.06
6.000	0.66	0.75	1.654	IO	3.06
6.083	0.32	0.75	1.652	IO	3.06
6.167	0.07	0.75	1.648	IO	3.05
6.250	0.02	0.75	1.643	IO	3.05
6.333	0.00	0.75	1.638	IO	3.04
6.417	0.00	0.75	1.633	IO	3.03
6.500	0.00	0.75	1.628	IO	3.02
6.583	0.00	0.75	1.623	IO	3.02
6.667	0.00	0.75	1.617	IO	3.01
6.750	0.00	0.75	1.612	IO	3.00
6.833	0.00	0.74	1.607	IO	2.99
6.917	0.00	0.74	1.602	IO	2.98
7.000	0.00	0.74	1.597	IO	2.98
7.083	0.00	0.74	1.592	IO	2.97
7.167	0.00	0.74	1.587	IO	2.96
7.250	0.00	0.74	1.582	IO	2.95
7.333	0.00	0.74	1.577	IO	2.94
7.417	0.00	0.74	1.571	IO	2.93
7.500	0.00	0.74	1.566	IO	2.92
7.583	0.00	0.74	1.561	IO	2.92
7.667	0.00	0.74	1.556	IO	2.91
7.750	0.00	0.74	1.551	IO	2.90
7.833	0.00	0.74	1.546	IO	2.89
7.917	0.00	0.74	1.541	IO	2.88
8.000	0.00	0.74	1.536	IO	2.87
8.083	0.00	0.74	1.531	IO	2.87
8.167	0.00	0.74	1.526	IO	2.86
8.250	0.00	0.73	1.521	IO	2.85
8.333	0.00	0.73	1.516	IO	2.84
8.417	0.00	0.73	1.511	IO	2.83
8.500	0.00	0.73	1.505	IO	2.82
8.583	0.00	0.73	1.500	IO	2.82
8.667	0.00	0.73	1.495	IO	2.81
8.750	0.00	0.73	1.490	IO	2.80
8.833	0.00	0.73	1.485	IO	2.79
8.917	0.00	0.73	1.480	IO	2.78
9.000	0.00	0.73	1.475	IO	2.77
9.083	0.00	0.73	1.470	IO	2.77
9.167	0.00	0.73	1.465	IO	2.76
9.250	0.00	0.73	1.460	IO	2.75
9.333	0.00	0.73	1.455	IO	2.74
9.417	0.00	0.73	1.450	IO	2.73
9.500	0.00	0.73	1.445	IO	2.72
9.583	0.00	0.73	1.440	IO	2.72
9.667	0.00	0.72	1.435	IO	2.71
9.750	0.00	0.72	1.430	IO	2.70
9.833	0.00	0.72	1.425	IO	2.69
9.917	0.00	0.72	1.420	IO	2.68

10.000	0.00	0.72	1.415	IO				2.68
10.083	0.00	0.72	1.410	IO				2.67
10.167	0.00	0.72	1.405	IO				2.66
10.250	0.00	0.72	1.400	IO				2.65
10.333	0.00	0.72	1.395	IO				2.64
10.417	0.00	0.72	1.390	IO				2.63
10.500	0.00	0.72	1.385	IO				2.63
10.583	0.00	0.72	1.381	IO				2.62
10.667	0.00	0.72	1.376	IO				2.61
10.750	0.00	0.72	1.371	IO				2.60
10.833	0.00	0.72	1.366	IO				2.59
10.917	0.00	0.72	1.361	IO				2.59
11.000	0.00	0.72	1.356	IO				2.58
11.083	0.00	0.72	1.351	IO				2.57
11.167	0.00	0.71	1.346	IO				2.56
11.250	0.00	0.71	1.341	IO				2.55
11.333	0.00	0.71	1.336	IO				2.54
11.417	0.00	0.71	1.331	IO				2.54
11.500	0.00	0.71	1.326	IO				2.53
11.583	0.00	0.71	1.321	IO				2.52
11.667	0.00	0.71	1.317	IO				2.51
11.750	0.00	0.71	1.312	IO				2.50
11.833	0.00	0.71	1.307	IO				2.50
11.917	0.00	0.71	1.302	IO				2.49
12.000	0.00	0.71	1.297	IO				2.48
12.083	0.00	0.71	1.292	IO				2.47
12.167	0.00	0.71	1.287	IO				2.46
12.250	0.00	0.71	1.282	IO				2.46
12.333	0.00	0.71	1.277	IO				2.45
12.417	0.00	0.71	1.273	IO				2.44
12.500	0.00	0.71	1.268	IO				2.43
12.583	0.00	0.71	1.263	IO				2.42
12.667	0.00	0.70	1.258	IO				2.42
12.750	0.00	0.70	1.253	IO				2.41
12.833	0.00	0.70	1.248	IO				2.40
12.917	0.00	0.70	1.243	IO				2.39
13.000	0.00	0.70	1.239	IO				2.38
13.083	0.00	0.70	1.234	IO				2.38
13.167	0.00	0.70	1.229	IO				2.37
13.250	0.00	0.70	1.224	IO				2.36
13.333	0.00	0.70	1.219	IO				2.35
13.417	0.00	0.70	1.214	IO				2.34
13.500	0.00	0.70	1.210	IO				2.34
13.583	0.00	0.70	1.205	IO				2.33
13.667	0.00	0.70	1.200	IO				2.32
13.750	0.00	0.70	1.195	IO				2.31
13.833	0.00	0.70	1.190	IO				2.30
13.917	0.00	0.70	1.186	IO				2.30
14.000	0.00	0.70	1.181	IO				2.29
14.083	0.00	0.70	1.176	IO				2.28
14.167	0.00	0.69	1.171	IO				2.27
14.250	0.00	0.69	1.166	IO				2.26
14.333	0.00	0.69	1.162	IO				2.26
14.417	0.00	0.69	1.157	IO				2.25
14.500	0.00	0.69	1.152	IO				2.24
14.583	0.00	0.69	1.147	IO				2.23
14.667	0.00	0.69	1.143	IO				2.23
14.750	0.00	0.69	1.138	IO				2.22
14.833	0.00	0.69	1.133	IO				2.21
14.917	0.00	0.69	1.128	IO				2.20
15.000	0.00	0.69	1.124	IO				2.19
15.083	0.00	0.69	1.119	IO				2.19
15.167	0.00	0.69	1.114	IO				2.18
15.250	0.00	0.69	1.109	IO				2.17
15.333	0.00	0.69	1.105	IO				2.16
15.417	0.00	0.69	1.100	IO				2.15
15.500	0.00	0.69	1.095	IO				2.15
15.583	0.00	0.69	1.090	IO				2.14
15.667	0.00	0.69	1.086	IO				2.13
15.750	0.00	0.68	1.081	O				2.12
15.833	0.00	0.68	1.076	O				2.12
15.917	0.00	0.68	1.072	O				2.11
16.000	0.00	0.68	1.067	O				2.10
16.083	0.00	0.68	1.062	O				2.09
16.167	0.00	0.68	1.057	O				2.08
16.250	0.00	0.68	1.053	O				2.08
16.333	0.00	0.68	1.048	O				2.07
16.417	0.00	0.68	1.043	O				2.06
16.500	0.00	0.68	1.039	O				2.05
16.583	0.00	0.68	1.034	O				2.05
16.667	0.00	0.68	1.029	O				2.04
16.750	0.00	0.68	1.025	O				2.03
16.833	0.00	0.68	1.020	O				2.02
16.917	0.00	0.68	1.015	O				2.02
17.000	0.00	0.68	1.011	O				2.01
17.083	0.00	0.68	1.006	O				2.00
17.167	0.00	0.68	1.001	O				1.99
17.250	0.00	0.67	0.997	O				1.98
17.333	0.00	0.67	0.992	O				1.97
17.417	0.00	0.67	0.987	O				1.97
17.500	0.00	0.67	0.983	O				1.96
17.583	0.00	0.67	0.978	O				1.95
17.667	0.00	0.67	0.974	O				1.94
17.750	0.00	0.67	0.969	O				1.93
17.833	0.00	0.67	0.964	O				1.92

17.917	0.00	0.67	0.960	O	|	|	|	|	1.91
18.000	0.00	0.67	0.955	O	|	|	|	|	1.91
18.083	0.00	0.67	0.950	O	|	|	|	|	1.90
18.167	0.00	0.67	0.946	O	|	|	|	|	1.89
18.250	0.00	0.67	0.941	O	|	|	|	|	1.88
18.333	0.00	0.67	0.937	O	|	|	|	|	1.87
18.417	0.00	0.67	0.932	O	|	|	|	|	1.86
18.500	0.00	0.67	0.927	O	|	|	|	|	1.85
18.583	0.00	0.67	0.923	O	|	|	|	|	1.85
18.667	0.00	0.66	0.918	O	|	|	|	|	1.84
18.750	0.00	0.66	0.914	O	|	|	|	|	1.83
18.833	0.00	0.66	0.909	O	|	|	|	|	1.82
18.917	0.00	0.66	0.905	O	|	|	|	|	1.81
19.000	0.00	0.66	0.900	O	|	|	|	|	1.80
19.083	0.00	0.66	0.895	O	|	|	|	|	1.79
19.167	0.00	0.66	0.891	O	|	|	|	|	1.79
19.250	0.00	0.66	0.886	O	|	|	|	|	1.78
19.333	0.00	0.66	0.882	O	|	|	|	|	1.77
19.417	0.00	0.66	0.877	O	|	|	|	|	1.76
19.500	0.00	0.66	0.873	O	|	|	|	|	1.75
19.583	0.00	0.66	0.868	O	|	|	|	|	1.74
19.667	0.00	0.66	0.864	O	|	|	|	|	1.73
19.750	0.00	0.66	0.859	O	|	|	|	|	1.73
19.833	0.00	0.66	0.855	O	|	|	|	|	1.72
19.917	0.00	0.66	0.850	O	|	|	|	|	1.71
20.000	0.00	0.66	0.846	O	|	|	|	|	1.70
20.083	0.00	0.65	0.841	O	|	|	|	|	1.69
20.167	0.00	0.65	0.837	O	|	|	|	|	1.68
20.250	0.00	0.65	0.832	O	|	|	|	|	1.68
20.333	0.00	0.65	0.828	O	|	|	|	|	1.67
20.417	0.00	0.65	0.823	O	|	|	|	|	1.66
20.500	0.00	0.65	0.819	O	|	|	|	|	1.65
20.583	0.00	0.65	0.814	O	|	|	|	|	1.64
20.667	0.00	0.65	0.810	O	|	|	|	|	1.63
20.750	0.00	0.65	0.805	O	|	|	|	|	1.63
20.833	0.00	0.65	0.801	O	|	|	|	|	1.62
20.917	0.00	0.65	0.796	O	|	|	|	|	1.61
21.000	0.00	0.65	0.792	O	|	|	|	|	1.60
21.083	0.00	0.65	0.787	O	|	|	|	|	1.59
21.167	0.00	0.65	0.783	O	|	|	|	|	1.58
21.250	0.00	0.65	0.778	O	|	|	|	|	1.58
21.333	0.00	0.65	0.774	O	|	|	|	|	1.57
21.417	0.00	0.65	0.769	O	|	|	|	|	1.56
21.500	0.00	0.65	0.765	O	|	|	|	|	1.55
21.583	0.00	0.64	0.761	O	|	|	|	|	1.54
21.667	0.00	0.64	0.756	O	|	|	|	|	1.53
21.750	0.00	0.64	0.752	O	|	|	|	|	1.53
21.833	0.00	0.64	0.747	O	|	|	|	|	1.52
21.917	0.00	0.64	0.743	O	|	|	|	|	1.51
22.000	0.00	0.64	0.738	O	|	|	|	|	1.50
22.083	0.00	0.64	0.734	O	|	|	|	|	1.49
22.167	0.00	0.64	0.730	O	|	|	|	|	1.49
22.250	0.00	0.64	0.725	O	|	|	|	|	1.48
22.333	0.00	0.64	0.721	O	|	|	|	|	1.47
22.417	0.00	0.64	0.716	O	|	|	|	|	1.46
22.500	0.00	0.64	0.712	O	|	|	|	|	1.45
22.583	0.00	0.64	0.708	O	|	|	|	|	1.44
22.667	0.00	0.64	0.703	O	|	|	|	|	1.44
22.750	0.00	0.64	0.699	O	|	|	|	|	1.43
22.833	0.00	0.64	0.694	O	|	|	|	|	1.42
22.917	0.00	0.64	0.690	O	|	|	|	|	1.41
23.000	0.00	0.63	0.686	O	|	|	|	|	1.40
23.083	0.00	0.63	0.681	O	|	|	|	|	1.40
23.167	0.00	0.63	0.677	O	|	|	|	|	1.39
23.250	0.00	0.63	0.673	O	|	|	|	|	1.38
23.333	0.00	0.63	0.668	O	|	|	|	|	1.37
23.417	0.00	0.63	0.664	O	|	|	|	|	1.36
23.500	0.00	0.63	0.659	O	|	|	|	|	1.35
23.583	0.00	0.63	0.655	O	|	|	|	|	1.35
23.667	0.00	0.63	0.651	O	|	|	|	|	1.34
23.750	0.00	0.63	0.646	O	|	|	|	|	1.33
23.833	0.00	0.63	0.642	O	|	|	|	|	1.32
23.917	0.00	0.63	0.638	O	|	|	|	|	1.31
24.000	0.00	0.63	0.633	O	|	|	|	|	1.31
24.083	0.00	0.63	0.629	O	|	|	|	|	1.30
24.167	0.00	0.63	0.625	O	|	|	|	|	1.29
24.250	0.00	0.63	0.621	O	|	|	|	|	1.28
24.333	0.00	0.63	0.616	O	|	|	|	|	1.27
24.417	0.00	0.63	0.612	O	|	|	|	|	1.27
24.500	0.00	0.62	0.608	O	|	|	|	|	1.26
24.583	0.00	0.62	0.603	O	|	|	|	|	1.25
24.667	0.00	0.62	0.599	O	|	|	|	|	1.24
24.750	0.00	0.62	0.595	O	|	|	|	|	1.23
24.833	0.00	0.62	0.590	O	|	|	|	|	1.23
24.917	0.00	0.62	0.586	O	|	|	|	|	1.22
25.000	0.00	0.62	0.582	O	|	|	|	|	1.21
25.083	0.00	0.62	0.578	O	|	|	|	|	1.20
25.167	0.00	0.62	0.573	O	|	|	|	|	1.19
25.250	0.00	0.62	0.569	O	|	|	|	|	1.19
25.333	0.00	0.62	0.565	O	|	|	|	|	1.18
25.417	0.00	0.62	0.560	O	|	|	|	|	1.17
25.500	0.00	0.62	0.556	O	|	|	|	|	1.16
25.583	0.00	0.62	0.552	O	|	|	|	|	1.15
25.667	0.00	0.62	0.548	O	|	|	|	|	1.15
25.750	0.00	0.62	0.543	O	|	|	|	|	1.14

25.833	0.00	0.62	0.539	O	|	|	|	|	1.13
25.917	0.00	0.62	0.535	O	|	|	|	|	1.12
26.000	0.00	0.61	0.531	O	|	|	|	|	1.11
26.083	0.00	0.61	0.527	O	|	|	|	|	1.11
26.167	0.00	0.61	0.522	O	|	|	|	|	1.10
26.250	0.00	0.61	0.518	O	|	|	|	|	1.09
26.333	0.00	0.61	0.514	O	|	|	|	|	1.08
26.417	0.00	0.61	0.510	O	|	|	|	|	1.08
26.500	0.00	0.61	0.505	O	|	|	|	|	1.07
26.583	0.00	0.61	0.501	O	|	|	|	|	1.06
26.667	0.00	0.61	0.497	O	|	|	|	|	1.05
26.750	0.00	0.61	0.493	O	|	|	|	|	1.04
26.833	0.00	0.61	0.489	O	|	|	|	|	1.04
26.917	0.00	0.61	0.484	O	|	|	|	|	1.03
27.000	0.00	0.61	0.480	O	|	|	|	|	1.02
27.083	0.00	0.61	0.476	O	|	|	|	|	1.01
27.167	0.00	0.61	0.472	O	|	|	|	|	1.01
27.250	0.00	0.61	0.468	O	|	|	|	|	1.00
27.333	0.00	0.60	0.463	O	|	|	|	|	0.99
27.417	0.00	0.59	0.459	O	|	|	|	|	0.98
27.500	0.00	0.59	0.455	O	|	|	|	|	0.97
27.583	0.00	0.58	0.451	O	|	|	|	|	0.96
27.667	0.00	0.58	0.447	O	|	|	|	|	0.95
27.750	0.00	0.57	0.443	O	|	|	|	|	0.95
27.833	0.00	0.57	0.439	O	|	|	|	|	0.94
27.917	0.00	0.56	0.435	O	|	|	|	|	0.93
28.000	0.00	0.56	0.432	O	|	|	|	|	0.92
28.083	0.00	0.55	0.428	O	|	|	|	|	0.91
28.167	0.00	0.55	0.424	O	|	|	|	|	0.90
28.250	0.00	0.54	0.420	O	|	|	|	|	0.90
28.333	0.00	0.54	0.416	O	|	|	|	|	0.89
28.417	0.00	0.53	0.413	O	|	|	|	|	0.88
28.500	0.00	0.53	0.409	O	|	|	|	|	0.87
28.583	0.00	0.52	0.405	O	|	|	|	|	0.86
28.667	0.00	0.52	0.402	O	|	|	|	|	0.86
28.750	0.00	0.52	0.398	O	|	|	|	|	0.85
28.833	0.00	0.51	0.395	O	|	|	|	|	0.84
28.917	0.00	0.51	0.391	O	|	|	|	|	0.83
29.000	0.00	0.50	0.388	O	|	|	|	|	0.83
29.083	0.00	0.50	0.384	O	|	|	|	|	0.82
29.167	0.00	0.49	0.381	O	|	|	|	|	0.81
29.250	0.00	0.49	0.378	O	|	|	|	|	0.81
29.333	0.00	0.48	0.374	O	|	|	|	|	0.80
29.417	0.00	0.48	0.371	O	|	|	|	|	0.79
29.500	0.00	0.48	0.368	O	|	|	|	|	0.78
29.583	0.00	0.47	0.364	O	|	|	|	|	0.78
29.667	0.00	0.47	0.361	O	|	|	|	|	0.77
29.750	0.00	0.46	0.358	O	|	|	|	|	0.76
29.833	0.00	0.46	0.355	O	|	|	|	|	0.76
29.917	0.00	0.46	0.352	O	|	|	|	|	0.75
30.000	0.00	0.45	0.348	O	|	|	|	|	0.74
30.083	0.00	0.45	0.345	O	|	|	|	|	0.74
30.167	0.00	0.44	0.342	O	|	|	|	|	0.73
30.250	0.00	0.44	0.339	O	|	|	|	|	0.72
30.333	0.00	0.44	0.336	O	|	|	|	|	0.72
30.417	0.00	0.43	0.333	O	|	|	|	|	0.71
30.500	0.00	0.43	0.330	O	|	|	|	|	0.70
30.583	0.00	0.42	0.327	O	|	|	|	|	0.70
30.667	0.00	0.42	0.324	O	|	|	|	|	0.69
30.750	0.00	0.42	0.322	O	|	|	|	|	0.69
30.833	0.00	0.41	0.319	O	|	|	|	|	0.68
30.917	0.00	0.41	0.316	O	|	|	|	|	0.67
31.000	0.00	0.41	0.313	O	|	|	|	|	0.67
31.083	0.00	0.40	0.310	O	|	|	|	|	0.66
31.167	0.00	0.40	0.308	O	|	|	|	|	0.66
31.250	0.00	0.39	0.305	O	|	|	|	|	0.65
31.333	0.00	0.39	0.302	O	|	|	|	|	0.64
31.417	0.00	0.39	0.299	O	|	|	|	|	0.64
31.500	0.00	0.38	0.297	O	|	|	|	|	0.63
31.583	0.00	0.38	0.294	O	|	|	|	|	0.63
31.667	0.00	0.38	0.292	O	|	|	|	|	0.62
31.750	0.00	0.37	0.289	O	|	|	|	|	0.62
31.833	0.00	0.37	0.286	O	|	|	|	|	0.61
31.917	0.00	0.37	0.284	O	|	|	|	|	0.61
32.000	0.00	0.36	0.281	O	|	|	|	|	0.60
32.083	0.00	0.36	0.279	O	|	|	|	|	0.59
32.167	0.00	0.36	0.276	O	|	|	|	|	0.59
32.250	0.00	0.35	0.274	O	|	|	|	|	0.58
32.333	0.00	0.35	0.271	O	|	|	|	|	0.58
32.417	0.00	0.35	0.269	O	|	|	|	|	0.57
32.500	0.00	0.35	0.267	O	|	|	|	|	0.57
32.583	0.00	0.34	0.264	O	|	|	|	|	0.56
32.667	0.00	0.34	0.262	O	|	|	|	|	0.56
32.750	0.00	0.34	0.260	O	|	|	|	|	0.55
32.833	0.00	0.33	0.257	O	|	|	|	|	0.55
32.917	0.00	0.33	0.255	O	|	|	|	|	0.54
33.000	0.00	0.33	0.253	O	|	|	|	|	0.54
33.083	0.00	0.32	0.251	O	|	|	|	|	0.53
33.167	0.00	0.32	0.248	O	|	|	|	|	0.53
33.250	0.00	0.32	0.246	O	|	|	|	|	0.52
33.333	0.00	0.32	0.244	O	|	|	|	|	0.52
33.417	0.00	0.31	0.242	O	|	|	|	|	0.52
33.500	0.00	0.31	0.240	O	|	|	|	|	0.51
33.583	0.00	0.31	0.238	O	|	|	|	|	0.51
33.667	0.00	0.30	0.235	O	|	|	|	|	0.50

33.750	0.00	0.30	0.233	O	|	|	|	|	0.50
33.833	0.00	0.30	0.231	O	|	|	|	|	0.49
33.917	0.00	0.30	0.229	O	|	|	|	|	0.49
34.000	0.00	0.29	0.227	O	|	|	|	|	0.48
34.083	0.00	0.29	0.225	O	|	|	|	|	0.48
34.167	0.00	0.29	0.223	O	|	|	|	|	0.48
34.250	0.00	0.29	0.221	O	|	|	|	|	0.47
34.333	0.00	0.28	0.219	O	|	|	|	|	0.47
34.417	0.00	0.28	0.217	O	|	|	|	|	0.46
34.500	0.00	0.28	0.215	O	|	|	|	|	0.46
34.583	0.00	0.28	0.213	O	|	|	|	|	0.46
34.667	0.00	0.27	0.212	O	|	|	|	|	0.45
34.750	0.00	0.27	0.210	O	|	|	|	|	0.45
34.833	0.00	0.27	0.208	O	|	|	|	|	0.44
34.917	0.00	0.27	0.206	O	|	|	|	|	0.44
35.000	0.00	0.26	0.204	O	|	|	|	|	0.44
35.083	0.00	0.26	0.202	O	|	|	|	|	0.43
35.167	0.00	0.26	0.201	O	|	|	|	|	0.43
35.250	0.00	0.26	0.199	O	|	|	|	|	0.42
35.333	0.00	0.25	0.197	O	|	|	|	|	0.42
35.417	0.00	0.25	0.195	O	|	|	|	|	0.42
35.500	0.00	0.25	0.193	O	|	|	|	|	0.41
35.583	0.00	0.25	0.192	O	|	|	|	|	0.41
35.667	0.00	0.25	0.190	O	|	|	|	|	0.41
35.750	0.00	0.24	0.188	O	|	|	|	|	0.40
35.833	0.00	0.24	0.187	O	|	|	|	|	0.40
35.917	0.00	0.24	0.185	O	|	|	|	|	0.39
36.000	0.00	0.24	0.183	O	|	|	|	|	0.39
36.083	0.00	0.24	0.182	O	|	|	|	|	0.39
36.167	0.00	0.23	0.180	O	|	|	|	|	0.38
36.250	0.00	0.23	0.179	O	|	|	|	|	0.38
36.333	0.00	0.23	0.177	O	|	|	|	|	0.38
36.417	0.00	0.23	0.175	O	|	|	|	|	0.37
36.500	0.00	0.23	0.174	O	|	|	|	|	0.37
36.583	0.00	0.22	0.172	O	|	|	|	|	0.37
36.667	0.00	0.22	0.171	O	|	|	|	|	0.36
36.750	0.00	0.22	0.169	O	|	|	|	|	0.36
36.833	0.00	0.22	0.168	O	|	|	|	|	0.36
36.917	0.00	0.22	0.166	O	|	|	|	|	0.35
37.000	0.00	0.21	0.165	O	|	|	|	|	0.35
37.083	0.00	0.21	0.163	O	|	|	|	|	0.35
37.167	0.00	0.21	0.162	O	|	|	|	|	0.35
37.250	0.00	0.21	0.160	O	|	|	|	|	0.34
37.333	0.00	0.21	0.159	O	|	|	|	|	0.34
37.417	0.00	0.20	0.158	O	|	|	|	|	0.34
37.500	0.00	0.20	0.156	O	|	|	|	|	0.33
37.583	0.00	0.20	0.155	O	|	|	|	|	0.33
37.667	0.00	0.20	0.153	O	|	|	|	|	0.33
37.750	0.00	0.20	0.152	O	|	|	|	|	0.32
37.833	0.00	0.20	0.151	O	|	|	|	|	0.32
37.917	0.00	0.19	0.149	O	|	|	|	|	0.32
38.000	0.00	0.19	0.148	O	|	|	|	|	0.32
38.083	0.00	0.19	0.147	O	|	|	|	|	0.31
38.167	0.00	0.19	0.145	O	|	|	|	|	0.31
38.250	0.00	0.19	0.144	O	|	|	|	|	0.31
38.333	0.00	0.18	0.143	O	|	|	|	|	0.30
38.417	0.00	0.18	0.142	O	|	|	|	|	0.30
38.500	0.00	0.18	0.140	O	|	|	|	|	0.30
38.583	0.00	0.18	0.139	O	|	|	|	|	0.30
38.667	0.00	0.18	0.138	O	|	|	|	|	0.29
38.750	0.00	0.18	0.137	O	|	|	|	|	0.29
38.833	0.00	0.18	0.135	O	|	|	|	|	0.29
38.917	0.00	0.17	0.134	O	|	|	|	|	0.29
39.000	0.00	0.17	0.133	O	|	|	|	|	0.28
39.083	0.00	0.17	0.132	O	|	|	|	|	0.28
39.167	0.00	0.17	0.131	O	|	|	|	|	0.28
39.250	0.00	0.17	0.130	O	|	|	|	|	0.28
39.333	0.00	0.17	0.128	O	|	|	|	|	0.27
39.417	0.00	0.16	0.127	O	|	|	|	|	0.27
39.500	0.00	0.16	0.126	O	|	|	|	|	0.27
39.583	0.00	0.16	0.125	O	|	|	|	|	0.27
39.667	0.00	0.16	0.124	O	|	|	|	|	0.26
39.750	0.00	0.16	0.123	O	|	|	|	|	0.26
39.833	0.00	0.16	0.122	O	|	|	|	|	0.26
39.917	0.00	0.16	0.121	O	|	|	|	|	0.26
40.000	0.00	0.15	0.120	O	|	|	|	|	0.25
40.083	0.00	0.15	0.119	O	|	|	|	|	0.25
40.167	0.00	0.15	0.117	O	|	|	|	|	0.25
40.250	0.00	0.15	0.116	O	|	|	|	|	0.25
40.333	0.00	0.15	0.115	O	|	|	|	|	0.25
40.417	0.00	0.15	0.114	O	|	|	|	|	0.24
40.500	0.00	0.15	0.113	O	|	|	|	|	0.24
40.583	0.00	0.15	0.112	O	|	|	|	|	0.24
40.667	0.00	0.14	0.111	O	|	|	|	|	0.24
40.750	0.00	0.14	0.110	O	|	|	|	|	0.24
40.833	0.00	0.14	0.109	O	|	|	|	|	0.23
40.917	0.00	0.14	0.108	O	|	|	|	|	0.23
41.000	0.00	0.14	0.107	O	|	|	|	|	0.23
41.083	0.00	0.14	0.106	O	|	|	|	|	0.23
41.167	0.00	0.14	0.106	O	|	|	|	|	0.23
41.250	0.00	0.14	0.105	O	|	|	|	|	0.22
41.333	0.00	0.13	0.104	O	|	|	|	|	0.22
41.417	0.00	0.13	0.103	O	|	|	|	|	0.22
41.500	0.00	0.13	0.102	O	|	|	|	|	0.22
41.583	0.00	0.13	0.101	O	|	|	|	|	0.22

```
41.667    0.00    0.13      0.100  O       |       |       |       |     0.21
41.750    0.00    0.13      0.099  O       |       |       |       |     0.21
41.833    0.00    0.13      0.098  O       |       |       |       |     0.21
41.917    0.00    0.13      0.097  O       |       |       |       |     0.21
42.000    0.00    0.12      0.097  O       |       |       |       |     0.21
42.083    0.00    0.12      0.096  O       |       |       |       |     0.20
42.167    0.00    0.12      0.095  O       |       |       |       |     0.20
42.250    0.00    0.12      0.094  O       |       |       |       |     0.20
42.333    0.00    0.12      0.093  O       |       |       |       |     0.20
42.417    0.00    0.12      0.092  O       |       |       |       |     0.20
42.500    0.00    0.12      0.092  O       |       |       |       |     0.20
42.583    0.00    0.12      0.091  O       |       |       |       |     0.19
42.667    0.00    0.12      0.090  O       |       |       |       |     0.19
42.750    0.00    0.12      0.089  O       |       |       |       |     0.19
42.833    0.00    0.11      0.088  O       |       |       |       |     0.19
42.917    0.00    0.11      0.088  O       |       |       |       |     0.19
43.000    0.00    0.11      0.087  O       |       |       |       |     0.18
43.083    0.00    0.11      0.086  O       |       |       |       |     0.18
43.167    0.00    0.11      0.085  O       |       |       |       |     0.18
43.250    0.00    0.11      0.084  O       |       |       |       |     0.18
43.333    0.00    0.11      0.084  O       |       |       |       |     0.18
43.417    0.00    0.11      0.083  O       |       |       |       |     0.18
43.500    0.00    0.11      0.082  O       |       |       |       |     0.18
43.583    0.00    0.11      0.082  O       |       |       |       |     0.17
43.667    0.00    0.10      0.081  O       |       |       |       |     0.17
43.750    0.00    0.10      0.080  O       |       |       |       |     0.17
43.833    0.00    0.10      0.079  O       |       |       |       |     0.17
43.917    0.00    0.10      0.079  O       |       |       |       |     0.17
44.000    0.00    0.10      0.078  O       |       |       |       |     0.17
44.083    0.00    0.10      0.077  O       |       |       |       |     0.16

          Remaining water in basin =    0.08 (Ac.Ft)

          ***************************HYDROGRAPH DATA***************************
                              Number of intervals =   529
                              Time interval =    5.0 (Min.)
                              Maximum/Peak flow rate =        0.750 (CFS)
                              Total volume =       1.790 (Ac.Ft)
                    Status of hydrographs being held in storage
                               Stream 1  Stream 2  Stream 3  Stream 4  Stream 5
                    Peak (CFS)      0.000     0.000     0.000     0.000     0.000
                    Vol (Ac.Ft)      0.000     0.000     0.000     0.000     0.000
          ***********************************************************************

          ----------------------------------------------------------------------
```

```
                    FLOOD HYDROGRAPH ROUTING PROGRAM
            Copyright (c) CIVILCADD/CIVILDESIGN, 1989 - 2004
                        Study date: 03/28/20

---------------------------------------------------------------------

Routing for Basin "AA"

---------------------------------------------------------------------

Program License Serial Number 4027

---------------------------------------------------------------------
******************** HYDROGRAPH INFORMATION *********************

                    From study/file name: a24100.rte
***************************HYDROGRAPH DATA***************************
                    Number of intervals =   292
                    Time interval =    5.0 (Min.)
                    Maximum/Peak flow rate =        5.082 (CFS)
                    Total volume =       2.315 (Ac.Ft)
          Status of hydrographs being held in storage
                     Stream 1  Stream 2  Stream 3  Stream 4  Stream 5
          Peak (CFS)      0.000     0.000     0.000     0.000     0.000
          Vol (Ac.Ft)      0.000     0.000     0.000     0.000     0.000
*********************************************************************


++++++++++++++++++++++++++++++++++++++++++++++++++++++++++++++++++++++
Process from Point/Station        0.000 to Point/Station        0.000
**** RETARDING BASIN ROUTING ****
______________________________________________________________________

User entry of depth-outflow-storage data
---------------------------------------------------------------------
Total number of inflow hydrograph intervals = 292
Hydrograph time unit =  5.000 (Min.)
Initial depth in storage basin =   0.00(Ft.)
---------------------------------------------------------------------
---------------------------------------------------------------------
Initial basin depth =   0.00 (Ft.)
Initial basin storage =      0.00 (Ac.Ft)
Initial basin outflow =   0.00 (CFS)
---------------------------------------------------------------------
---------------------------------------------------------------------
Depth vs. Storage and Depth vs. Discharge data:
 Basin Depth  Storage    Outflow   (S-O*dt/2)   (S+O*dt/2)
     (Ft.)    (Ac.Ft)    (CFS)     (Ac.Ft)    (Ac.Ft)
---------------------------------------------------------------------
0.000      0.000      0.000      0.000        0.000
1.000      0.469      0.607      0.467        0.471
2.000      1.006      0.676      1.004        1.008
3.000      1.612      0.745      1.609        1.615
4.000      2.288      0.819      2.285        2.291
5.000      3.039      0.896      3.036        3.042
6.000      3.885      1.010      3.882        3.888
---------------------------------------------------------------------
                    Hydrograph Detention Basin Routing
---------------------------------------------------------------------

Graph values: 'I'= unit inflow; 'O'=outflow at time shown
---------------------------------------------------------------------
 Time   Inflow  Outflow    Storage                                    Depth
(Hours)  (CFS)   (CFS)     (Ac.Ft) .0       1.3    2.54    3.81    5.08 (Ft.)
 0.083    0.10    0.00      0.000  O       |       |       |       |     0.00
 0.167    0.21    0.00      0.001  OI      |       |       |       |     0.00
 0.250    0.23    0.00      0.003  OI      |       |       |       |     0.01
 0.333    0.29    0.01      0.005  OI      |       |       |       |     0.01
 0.417    0.35    0.01      0.007  O I     |       |       |       |     0.01
 0.500    0.36    0.01      0.009  O I     |       |       |       |     0.02
 0.583    0.36    0.01      0.012  O I     |       |       |       |     0.02
 0.667    0.36    0.02      0.014  O I     |       |       |       |     0.03
 0.750    0.36    0.02      0.016  O I     |       |       |       |     0.03
 0.833    0.41    0.02      0.019  O I     |       |       |       |     0.04
 0.917    0.47    0.03      0.022  O I     |       |       |       |     0.05
 1.000    0.48    0.03      0.025  O  I    |       |       |       |     0.05
 1.083    0.43    0.04      0.028  O I     |       |       |       |     0.06
 1.167    0.38    0.04      0.030  O I     |       |       |       |     0.06
 1.250    0.37    0.04      0.032  O I     |       |       |       |     0.07
 1.333    0.36    0.04      0.035  O I     |       |       |       |     0.07
 1.417    0.36    0.05      0.037  O I     |       |       |       |     0.08
 1.500    0.36    0.05      0.039  O I     |       |       |       |     0.08
 1.583    0.36    0.05      0.041  O I     |       |       |       |     0.09
 1.667    0.36    0.06      0.043  O I     |       |       |       |     0.09
 1.750    0.36    0.06      0.045  O I     |       |       |       |     0.10
 1.833    0.41    0.06      0.048  O I     |       |       |       |     0.10
 1.917    0.47    0.07      0.050  O I     |       |       |       |     0.11
 2.000    0.48    0.07      0.053  O  I    |       |       |       |     0.11
```

```
2.083    0.48    0.07      0.056  O  I    |        |        |        |     0.12
2.167    0.48    0.08      0.059  O  I    |        |        |        |     0.13
2.250    0.48    0.08      0.062  O  I    |        |        |        |     0.13
2.333    0.48    0.08      0.064  O  I    |        |        |        |     0.14
2.417    0.48    0.09      0.067  O  I    |        |        |        |     0.14
2.500    0.48    0.09      0.070  O  I    |        |        |        |     0.15
2.583    0.53    0.09      0.073  O  I    |        |        |        |     0.15
2.667    0.59    0.10      0.076  O  I    |        |        |        |     0.16
2.750    0.60    0.10      0.079  O  I    |        |        |        |     0.17
2.833    0.60    0.11      0.083  O  I    |        |        |        |     0.18
2.917    0.61    0.11      0.086  O  I    |        |        |        |     0.18
3.000    0.61    0.12      0.090  O  I    |        |        |        |     0.19
3.083    0.61    0.12      0.093  O  I    |        |        |        |     0.20
3.167    0.61    0.12      0.096  O  I    |        |        |        |     0.21
3.250    0.61    0.13      0.100  O  I    |        |        |        |     0.21
3.333    0.61    0.13      0.103  O  I    |        |        |        |     0.22
3.417    0.61    0.14      0.106  O  I    |        |        |        |     0.23
3.500    0.61    0.14      0.109  O  I    |        |        |        |     0.23
3.583    0.61    0.15      0.112  O  I    |        |        |        |     0.24
3.667    0.61    0.15      0.116  O  I    |        |        |        |     0.25
3.750    0.61    0.15      0.119  O  I    |        |        |        |     0.25
3.833    0.65    0.16      0.122  O   I   |        |        |        |     0.26
3.917    0.71    0.16      0.126  |O  I   |        |        |        |     0.27
4.000    0.72    0.17      0.129  |O  I   |        |        |        |     0.28
4.083    0.73    0.17      0.133  |O  I   |        |        |        |     0.28
4.167    0.73    0.18      0.137  |O  I   |        |        |        |     0.29
4.250    0.73    0.18      0.141  |O  I   |        |        |        |     0.30
4.333    0.78    0.19      0.145  |O  I   |        |        |        |     0.31
4.417    0.83    0.19      0.149  |O   I  |        |        |        |     0.32
4.500    0.84    0.20      0.153  |O   I  |        |        |        |     0.33
4.583    0.85    0.20      0.158  |O   I  |        |        |        |     0.34
4.667    0.85    0.21      0.162  |O   I  |        |        |        |     0.35
4.750    0.85    0.22      0.167  |O   I  |        |        |        |     0.36
4.833    0.90    0.22      0.171  |O   I  |        |        |        |     0.36
4.917    0.95    0.23      0.176  |O    I |        |        |        |     0.38
5.000    0.96    0.23      0.181  |O    I |        |        |        |     0.39
5.083    0.87    0.24      0.186  |O   I  |        |        |        |     0.40
5.167    0.76    0.25      0.190  |O  I   |        |        |        |     0.40
5.250    0.74    0.25      0.193  |O  I   |        |        |        |     0.41
5.333    0.78    0.25      0.196  |O  I   |        |        |        |     0.42
5.417    0.83    0.26      0.200  |O   I  |        |        |        |     0.43
5.500    0.84    0.26      0.204  |O   I  |        |        |        |     0.44
5.583    0.90    0.27      0.208  |O   I  |        |        |        |     0.44
5.667    0.95    0.28      0.213  |O    I |        |        |        |     0.45
5.750    0.96    0.28      0.218  |O    I |        |        |        |     0.46
5.833    0.97    0.29      0.222  |O    I |        |        |        |     0.47
5.917    0.97    0.29      0.227  |O    I |        |        |        |     0.48
6.000    0.97    0.30      0.232  |O    I |        |        |        |     0.49
6.083    1.02    0.31      0.236  |O    I |        |        |        |     0.50
6.167    1.07    0.31      0.241  |O    I |        |        |        |     0.51
6.250    1.09    0.32      0.247  | O   I |        |        |        |     0.53
6.333    1.09    0.33      0.252  | O   I |        |        |        |     0.54
6.417    1.09    0.33      0.257  | O   I |        |        |        |     0.55
6.500    1.09    0.34      0.262  | O   I |        |        |        |     0.56
6.583    1.14    0.35      0.268  | O    I|        |        |        |     0.57
6.667    1.20    0.35      0.273  | O    I|        |        |        |     0.58
6.750    1.21    0.36      0.279  | O    I|        |        |        |     0.60
6.833    1.21    0.37      0.285  | O    I|        |        |        |     0.61
6.917    1.21    0.38      0.291  | O    I|        |        |        |     0.62
7.000    1.21    0.38      0.296  | O    I|        |        |        |     0.63
7.083    1.21    0.39      0.302  | O    I|        |        |        |     0.64
7.167    1.21    0.40      0.308  | O    I|        |        |        |     0.66
7.250    1.21    0.41      0.313  | O    I|        |        |        |     0.67
7.333    1.26    0.41      0.319  | O    I|        |        |        |     0.68
7.417    1.32    0.42      0.325  | O     I        |        |        |     0.69
7.500    1.33    0.43      0.331  | O     I        |        |        |     0.71
7.583    1.38    0.44      0.338  | O     I        |        |        |     0.72
7.667    1.44    0.45      0.344  | O     |I       |        |        |     0.73
7.750    1.45    0.45      0.351  | O     |I       |        |        |     0.75
7.833    1.50    0.46      0.358  | O     |I       |        |        |     0.76
7.917    1.56    0.47      0.365  | O     |I       |        |        |     0.78
8.000    1.57    0.48      0.373  |  O    |I       |        |        |     0.80
8.083    1.67    0.49      0.381  |  O    | I      |        |        |     0.81
8.167    1.79    0.50      0.389  |  O    |  I     |        |        |     0.83
8.250    1.81    0.52      0.398  |  O    |  I     |        |        |     0.85
8.333    1.82    0.53      0.407  |  O    |  I     |        |        |     0.87
8.417    1.82    0.54      0.416  |  O    |  I     |        |        |     0.89
8.500    1.82    0.55      0.425  |  O    |  I     |        |        |     0.91
8.583    1.87    0.56      0.433  |  O    |  I     |        |        |     0.92
8.667    1.92    0.57      0.443  |  O    |   I    |        |        |     0.94
8.750    1.93    0.58      0.452  |  O    |   I    |        |        |     0.96
8.833    1.99    0.60      0.461  |  O    |   I    |        |        |     0.98
8.917    2.04    0.61      0.471  |  O    |   I    |        |        |     1.00
9.000    2.06    0.61      0.481  |  O    |   I    |        |        |     1.02
9.083    2.16    0.61      0.491  |  O    |    I   |        |        |     1.04
9.167    2.27    0.61      0.502  |  O    |     I  |        |        |     1.06
9.250    2.29    0.61      0.514  |  O    |     I  |        |        |     1.08
9.333    2.35    0.61      0.526  |  O    |     I  |        |        |     1.11
9.417    2.41    0.62      0.538  |  O    |      I|        |        |     1.13
9.500    2.42    0.62      0.550  |  O    |      I|        |        |     1.15
9.583    2.47    0.62      0.563  |  O    |      I|        |        |     1.17
9.667    2.53    0.62      0.576  |  O    |      I|        |        |     1.20
9.750    2.54    0.62      0.589  |  O    |      I|        |        |     1.22
9.833    1.60    0.62      0.599  |  O    | I     |        |        |     1.24
9.917    0.52    0.62      0.602  |  O    |       |        |        |     1.25
```

```
10.000    0.33    0.62      0.600  | IO    |       |       |       |     1.24
10.083    0.90    0.62      0.600  |  O I  |       |       |       |     1.24
10.167    1.61    0.62      0.605  |  O    | I     |       |       |     1.25
10.250    1.76    0.63      0.612  |  O    |  I    |       |       |     1.27
10.333    1.80    0.63      0.620  |  O    |  I    |       |       |     1.28
10.417    1.82    0.63      0.628  |  O    |  I    |       |       |     1.30
10.500    1.82    0.63      0.636  |  O    |  I    |       |       |     1.31
10.583    2.06    0.63      0.645  |  O    |   I   |       |       |     1.33
10.667    2.34    0.63      0.656  |  O    |     I |       |       |     1.35
10.750    2.40    0.63      0.668  |  O    |      I|       |       |     1.37
10.833    2.42    0.63      0.680  |  O    |      I|       |       |     1.39
10.917    2.42    0.64      0.693  |   O   |      I|       |       |     1.42
11.000    1.45    0.64      0.701  |   O  |I      |       |       |     1.43
11.083    1.26    0.64      0.706  |   O  I|       |       |       |     1.44
11.167    2.09    0.64      0.714  |   O   |    I  |       |       |     1.46
11.250    2.23    0.64      0.724  |   O   |     I |       |       |     1.48
11.333    2.28    0.64      0.735  |   O   |     I |       |       |     1.50
11.417    2.30    0.64      0.747  |   O   |     I |       |       |     1.52
11.500    2.30    0.64      0.758  |   O   |     I |       |       |     1.54
11.583    2.20    0.65      0.769  |   O   |    I  |       |       |     1.56
11.667    2.09    0.65      0.779  |   O   |    I  |       |       |     1.58
11.750    2.07    0.65      0.789  |   O   |    I  |       |       |     1.60
11.833    2.11    0.65      0.799  |   O   |    I  |       |       |     1.61
11.917    2.17    0.65      0.809  |   O   |    I  |       |       |     1.63
12.000    2.18    0.65      0.820  |   O   |    I  |       |       |     1.65
12.083    2.07    0.65      0.830  |   O   |    I  |       |       |     1.67
12.167    1.96    0.65      0.839  |   O   |   I   |       |       |     1.69
12.250    1.96    0.66      0.848  |   O   |   I   |       |       |     1.71
12.333    2.10    0.66      0.858  |   O   |    I  |       |       |     1.72
12.417    2.26    0.66      0.868  |   O   |     I |       |       |     1.74
12.500    2.32    0.66      0.880  |   O   |     I |       |       |     1.76
12.583    2.60    0.66      0.892  |   O   |       I       |       |     1.79
12.667    2.91    0.66      0.906  |   O   |       | I     |       |     1.81
12.750    3.00    0.67      0.922  |   O   |       | I     |       |     1.84
12.833    3.16    0.67      0.939  |   O   |       |  I    |       |     1.87
12.917    3.34    0.67      0.957  |   O   |       |    I  |       |     1.91
13.000    3.39    0.67      0.975  |   O   |       |    I  |       |     1.94
13.083    4.04    0.67      0.996  |   O   |       |       |I      |     1.98
13.167    4.77    0.68      1.022  |   O   |       |       |     I |     2.03
13.250    4.94    0.68      1.051  |   O   |       |       |      I|     2.07
13.333    5.01    0.68      1.080  |   O   |       |       |      I|     2.12
13.417    5.06    0.69      1.110  |   O   |       |       |      I|     2.17
13.500    5.08    0.69      1.140  |   O   |       |       |       I     2.22
13.583    3.76    0.69      1.166  |   O   |       |      I|       |     2.26
13.667    2.25    0.70      1.182  |   O   |     I |       |       |     2.29
13.750    1.96    0.70      1.192  |   O   |   I   |       |       |     2.31
13.833    1.89    0.70      1.200  |   O   |  I    |       |       |     2.32
13.917    1.88    0.70      1.208  |   O   |  I    |       |       |     2.33
14.000    1.91    0.70      1.216  |   O   |   I   |       |       |     2.35
14.083    2.42    0.70      1.226  |   O   |      I|       |       |     2.36
14.167    3.01    0.70      1.240  |   O   |       | I     |       |     2.39
14.250    3.15    0.70      1.257  |   O   |       |  I    |       |     2.41
14.333    3.09    0.71      1.273  |   O   |       |  I    |       |     2.44
14.417    2.98    0.71      1.289  |   O   |       | I     |       |     2.47
14.500    2.98    0.71      1.305  |   O   |       | I     |       |     2.49
14.583    3.00    0.71      1.321  |   O   |       | I     |       |     2.52
14.667    3.02    0.71      1.337  |   O   |       |  I    |       |     2.55
14.750    3.04    0.72      1.352  |   O   |       |  I    |       |     2.57
14.833    2.95    0.72      1.368  |   O   |       | I     |       |     2.60
14.917    2.83    0.72      1.383  |   O   |       |I      |       |     2.62
15.000    2.83    0.72      1.398  |   O   |       |I      |       |     2.65
15.083    2.72    0.72      1.412  |   O   |       |I      |       |     2.67
15.167    2.60    0.72      1.425  |   O   |       I       |       |     2.69
15.250    2.60    0.73      1.438  |   O   |       I       |       |     2.71
15.333    2.49    0.73      1.451  |   O   |      I|       |       |     2.73
15.417    2.37    0.73      1.462  |   O   |     I |       |       |     2.75
15.500    2.37    0.73      1.474  |   O   |     I |       |       |     2.77
15.583    1.89    0.73      1.483  |   O   |  I    |       |       |     2.79
15.667    1.35    0.73      1.489  |   O  I|       |       |       |     2.80
15.750    1.26    0.73      1.493  |   O  I|       |       |       |     2.80
15.833    1.25    0.73      1.497  |   O  I|       |       |       |     2.81
15.917    1.26    0.73      1.501  |   O  I|       |       |       |     2.82
16.000    1.28    0.73      1.504  |   O  I|       |       |       |     2.82
16.083    0.97    0.73      1.507  |   O I |       |       |       |     2.83
16.167    0.59    0.73      1.507  |  IO   |       |       |       |     2.83
16.250    0.52    0.73      1.506  |  IO   |       |       |       |     2.83
16.333    0.49    0.73      1.504  |  IO   |       |       |       |     2.82
16.417    0.48    0.73      1.503  |  IO   |       |       |       |     2.82
16.500    0.48    0.73      1.501  |  IO   |       |       |       |     2.82
16.583    0.44    0.73      1.499  | I O   |       |       |       |     2.81
16.667    0.38    0.73      1.497  | I O   |       |       |       |     2.81
16.750    0.37    0.73      1.494  | I O   |       |       |       |     2.81
16.833    0.36    0.73      1.492  | I O   |       |       |       |     2.80
16.917    0.36    0.73      1.489  | I O   |       |       |       |     2.80
17.000    0.36    0.73      1.487  | I O   |       |       |       |     2.79
17.083    0.46    0.73      1.485  | I O   |       |       |       |     2.79
17.167    0.57    0.73      1.483  |  IO   |       |       |       |     2.79
17.250    0.60    0.73      1.482  |  IO   |       |       |       |     2.79
17.333    0.60    0.73      1.481  |  IO   |       |       |       |     2.78
17.417    0.61    0.73      1.481  |  IO   |       |       |       |     2.78
17.500    0.61    0.73      1.480  |  IO   |       |       |       |     2.78
17.583    0.61    0.73      1.479  |  IO   |       |       |       |     2.78
17.667    0.61    0.73      1.478  |  IO   |       |       |       |     2.78
17.750    0.61    0.73      1.477  |  IO   |       |       |       |     2.78
17.833    0.56    0.73      1.476  |  IO   |       |       |       |     2.78
```

```
17.917    0.50    0.73      1.475  |  IO   |       |       |       |     2.77
18.000    0.49    0.73      1.473  |  IO   |       |       |       |     2.77
18.083    0.49    0.73      1.471  |  IO   |       |       |       |     2.77
18.167    0.48    0.73      1.470  |  IO   |       |       |       |     2.77
18.250    0.48    0.73      1.468  |  IO   |       |       |       |     2.76
18.333    0.48    0.73      1.466  |  IO   |       |       |       |     2.76
18.417    0.48    0.73      1.465  |  IO   |       |       |       |     2.76
18.500    0.48    0.73      1.463  |  IO   |       |       |       |     2.75
18.583    0.44    0.73      1.461  | I O   |       |       |       |     2.75
18.667    0.38    0.73      1.459  | I O   |       |       |       |     2.75
18.750    0.37    0.73      1.457  | I O   |       |       |       |     2.74
18.833    0.32    0.73      1.454  |I  O   |       |       |       |     2.74
18.917    0.26    0.73      1.451  |I  O   |       |       |       |     2.73
19.000    0.25    0.73      1.448  |I  O   |       |       |       |     2.73
19.083    0.29    0.73      1.444  |I  O   |       |       |       |     2.72
19.167    0.35    0.73      1.442  | I O   |       |       |       |     2.72
19.250    0.36    0.73      1.439  | I O   |       |       |       |     2.71
19.333    0.41    0.73      1.437  | I O   |       |       |       |     2.71
19.417    0.47    0.72      1.435  | I O   |       |       |       |     2.71
19.500    0.48    0.72      1.433  |  IO   |       |       |       |     2.70
19.583    0.43    0.72      1.431  | I O   |       |       |       |     2.70
19.667    0.38    0.72      1.429  | I O   |       |       |       |     2.70
19.750    0.37    0.72      1.427  | I O   |       |       |       |     2.69
19.833    0.32    0.72      1.424  |I  O   |       |       |       |     2.69
19.917    0.26    0.72      1.421  |I  O   |       |       |       |     2.68
20.000    0.25    0.72      1.418  |I  O   |       |       |       |     2.68
20.083    0.29    0.72      1.415  |I  O   |       |       |       |     2.67
20.167    0.35    0.72      1.412  | I O   |       |       |       |     2.67
20.250    0.36    0.72      1.409  | I O   |       |       |       |     2.67
20.333    0.36    0.72      1.407  | I O   |       |       |       |     2.66
20.417    0.36    0.72      1.404  | I O   |       |       |       |     2.66
20.500    0.36    0.72      1.402  | I O   |       |       |       |     2.65
20.583    0.36    0.72      1.399  | I O   |       |       |       |     2.65
20.667    0.36    0.72      1.397  | I O   |       |       |       |     2.65
20.750    0.36    0.72      1.395  | I O   |       |       |       |     2.64
20.833    0.31    0.72      1.392  |I  O   |       |       |       |     2.64
20.917    0.26    0.72      1.389  |I  O   |       |       |       |     2.63
21.000    0.25    0.72      1.386  |I  O   |       |       |       |     2.63
21.083    0.29    0.72      1.383  |I  O   |       |       |       |     2.62
21.167    0.35    0.72      1.380  | I O   |       |       |       |     2.62
21.250    0.36    0.72      1.377  | I O   |       |       |       |     2.61
21.333    0.31    0.72      1.375  |I  O   |       |       |       |     2.61
21.417    0.26    0.72      1.372  |I  O   |       |       |       |     2.60
21.500    0.25    0.72      1.369  |I  O   |       |       |       |     2.60
21.583    0.29    0.72      1.365  |I  O   |       |       |       |     2.59
21.667    0.35    0.72      1.363  | I O   |       |       |       |     2.59
21.750    0.36    0.72      1.360  | I O   |       |       |       |     2.58
21.833    0.31    0.72      1.358  |I  O   |       |       |       |     2.58
21.917    0.26    0.72      1.355  |I  O   |       |       |       |     2.58
22.000    0.25    0.72      1.351  |I  O   |       |       |       |     2.57
22.083    0.29    0.71      1.348  |I  O   |       |       |       |     2.57
22.167    0.35    0.71      1.346  | I O   |       |       |       |     2.56
22.250    0.36    0.71      1.343  | I O   |       |       |       |     2.56
22.333    0.31    0.71      1.341  |I  O   |       |       |       |     2.55
22.417    0.26    0.71      1.338  |I  O   |       |       |       |     2.55
22.500    0.25    0.71      1.334  |I  O   |       |       |       |     2.54
22.583    0.24    0.71      1.331  |I  O   |       |       |       |     2.54
22.667    0.24    0.71      1.328  |I  O   |       |       |       |     2.53
22.750    0.24    0.71      1.325  |I  O   |       |       |       |     2.53
22.833    0.24    0.71      1.322  |I  O   |       |       |       |     2.52
22.917    0.24    0.71      1.318  |I  O   |       |       |       |     2.52
23.000    0.24    0.71      1.315  |I  O   |       |       |       |     2.51
23.083    0.24    0.71      1.312  |I  O   |       |       |       |     2.50
23.167    0.24    0.71      1.309  |I  O   |       |       |       |     2.50
23.250    0.24    0.71      1.305  |I  O   |       |       |       |     2.49
23.333    0.24    0.71      1.302  |I  O   |       |       |       |     2.49
23.417    0.24    0.71      1.299  |I  O   |       |       |       |     2.48
23.500    0.24    0.71      1.296  |I  O   |       |       |       |     2.48
23.583    0.24    0.71      1.293  |I  O   |       |       |       |     2.47
23.667    0.24    0.71      1.289  |I  O   |       |       |       |     2.47
23.750    0.24    0.71      1.286  |I  O   |       |       |       |     2.46
23.833    0.24    0.71      1.283  |I  O   |       |       |       |     2.46
23.917    0.24    0.71      1.280  |I  O   |       |       |       |     2.45
24.000    0.24    0.71      1.277  |I  O   |       |       |       |     2.45
24.083    0.14    0.71      1.273  I   O   |       |       |       |     2.44
24.167    0.03    0.71      1.269  I   O   |       |       |       |     2.43
24.250    0.01    0.71      1.264  I   O   |       |       |       |     2.43
24.333    0.00    0.70      1.259  I   O   |       |       |       |     2.42
24.417    0.00    0.70      1.254  I   O   |       |       |       |     2.41
24.500    0.00    0.70      1.250  I   O   |       |       |       |     2.40
24.583    0.00    0.70      1.245  I   O   |       |       |       |     2.39
24.667    0.00    0.70      1.240  I   O   |       |       |       |     2.39
24.750    0.00    0.70      1.235  I   O   |       |       |       |     2.38
24.833    0.00    0.70      1.230  I   O   |       |       |       |     2.37
24.917    0.00    0.70      1.225  I   O   |       |       |       |     2.36
25.000    0.00    0.70      1.220  I   O   |       |       |       |     2.35
25.083    0.00    0.70      1.216  I   O   |       |       |       |     2.35
25.167    0.00    0.70      1.211  I   O   |       |       |       |     2.34
25.250    0.00    0.70      1.206  I   O   |       |       |       |     2.33
25.333    0.00    0.70      1.201  I   O   |       |       |       |     2.32
25.417    0.00    0.70      1.196  I   O   |       |       |       |     2.31
25.500    0.00    0.70      1.192  I   O   |       |       |       |     2.31
25.583    0.00    0.70      1.187  I   O   |       |       |       |     2.30
25.667    0.00    0.70      1.182  I   O   |       |       |       |     2.29
25.750    0.00    0.70      1.177  I   O   |       |       |       |     2.28
```

25.833	0.00	0.69	1.172	I	O	|	|	|	|	2.27
25.917	0.00	0.69	1.168	I	O	|	|	|	|	2.27
26.000	0.00	0.69	1.163	I	O	|	|	|	|	2.26
26.083	0.00	0.69	1.158	I	O	|	|	|	|	2.25
26.167	0.00	0.69	1.153	I	O	|	|	|	|	2.24
26.250	0.00	0.69	1.149	I	O	|	|	|	|	2.24
26.333	0.00	0.69	1.144	I	O	|	|	|	|	2.23
26.417	0.00	0.69	1.139	I	O	|	|	|	|	2.22
26.500	0.00	0.69	1.134	I	O	|	|	|	|	2.21
26.583	0.00	0.69	1.130	I	O	|	|	|	|	2.20
26.667	0.00	0.69	1.125	I	O	|	|	|	|	2.20
26.750	0.00	0.69	1.120	I	O	|	|	|	|	2.19
26.833	0.00	0.69	1.115	I	O	|	|	|	|	2.18
26.917	0.00	0.69	1.111	I	O	|	|	|	|	2.17
27.000	0.00	0.69	1.106	I	O	|	|	|	|	2.16
27.083	0.00	0.69	1.101	I	O	|	|	|	|	2.16
27.167	0.00	0.69	1.096	I	O	|	|	|	|	2.15
27.250	0.00	0.69	1.092	I	O	|	|	|	|	2.14
27.333	0.00	0.69	1.087	I	O	|	|	|	|	2.13
27.417	0.00	0.68	1.082	I	O	|	|	|	|	2.13
27.500	0.00	0.68	1.077	I	O	|	|	|	|	2.12
27.583	0.00	0.68	1.073	I	O	|	|	|	|	2.11
27.667	0.00	0.68	1.068	I	O	|	|	|	|	2.10
27.750	0.00	0.68	1.063	I	O	|	|	|	|	2.09
27.833	0.00	0.68	1.059	I	O	|	|	|	|	2.09
27.917	0.00	0.68	1.054	I	O	|	|	|	|	2.08
28.000	0.00	0.68	1.049	I	O	|	|	|	|	2.07
28.083	0.00	0.68	1.045	I	O	|	|	|	|	2.06
28.167	0.00	0.68	1.040	I	O	|	|	|	|	2.06
28.250	0.00	0.68	1.035	I	O	|	|	|	|	2.05
28.333	0.00	0.68	1.031	I	O	|	|	|	|	2.04
28.417	0.00	0.68	1.026	I	O	|	|	|	|	2.03
28.500	0.00	0.68	1.021	I	O	|	|	|	|	2.03
28.583	0.00	0.68	1.017	I	O	|	|	|	|	2.02
28.667	0.00	0.68	1.012	I	O	|	|	|	|	2.01
28.750	0.00	0.68	1.007	I	O	|	|	|	|	2.00
28.833	0.00	0.68	1.003	I	O	|	|	|	|	1.99
28.917	0.00	0.67	0.998	I	O	|	|	|	|	1.98
29.000	0.00	0.67	0.993	I	O	|	|	|	|	1.98
29.083	0.00	0.67	0.989	I	O	|	|	|	|	1.97
29.167	0.00	0.67	0.984	I	O	|	|	|	|	1.96
29.250	0.00	0.67	0.979	I	O	|	|	|	|	1.95
29.333	0.00	0.67	0.975	I	O	|	|	|	|	1.94
29.417	0.00	0.67	0.970	I	O	|	|	|	|	1.93
29.500	0.00	0.67	0.965	I	O	|	|	|	|	1.92
29.583	0.00	0.67	0.961	I	O	|	|	|	|	1.92
29.667	0.00	0.67	0.956	I	O	|	|	|	|	1.91
29.750	0.00	0.67	0.952	I	O	|	|	|	|	1.90
29.833	0.00	0.67	0.947	I	O	|	|	|	|	1.89
29.917	0.00	0.67	0.942	I	O	|	|	|	|	1.88
30.000	0.00	0.67	0.938	I	O	|	|	|	|	1.87
30.083	0.00	0.67	0.933	I	O	|	|	|	|	1.86
30.167	0.00	0.67	0.929	I	O	|	|	|	|	1.86
30.250	0.00	0.67	0.924	I	O	|	|	|	|	1.85
30.333	0.00	0.66	0.919	I	O	|	|	|	|	1.84
30.417	0.00	0.66	0.915	I	O	|	|	|	|	1.83
30.500	0.00	0.66	0.910	I	O	|	|	|	|	1.82
30.583	0.00	0.66	0.906	I	O	|	|	|	|	1.81
30.667	0.00	0.66	0.901	I	O	|	|	|	|	1.80
30.750	0.00	0.66	0.897	I	O	|	|	|	|	1.80
30.833	0.00	0.66	0.892	I	O	|	|	|	|	1.79
30.917	0.00	0.66	0.888	I	O	|	|	|	|	1.78
31.000	0.00	0.66	0.883	I	O	|	|	|	|	1.77
31.083	0.00	0.66	0.878	I	O	|	|	|	|	1.76
31.167	0.00	0.66	0.874	I	O	|	|	|	|	1.75
31.250	0.00	0.66	0.869	I	O	|	|	|	|	1.75
31.333	0.00	0.66	0.865	I	O	|	|	|	|	1.74
31.417	0.00	0.66	0.860	I	O	|	|	|	|	1.73
31.500	0.00	0.66	0.856	I	O	|	|	|	|	1.72
31.583	0.00	0.66	0.851	I	O	|	|	|	|	1.71
31.667	0.00	0.66	0.847	I	O	|	|	|	|	1.70
31.750	0.00	0.65	0.842	I	O	|	|	|	|	1.69
31.833	0.00	0.65	0.838	I	O	|	|	|	|	1.69
31.917	0.00	0.65	0.833	I	O	|	|	|	|	1.68
32.000	0.00	0.65	0.829	I	O	|	|	|	|	1.67
32.083	0.00	0.65	0.824	I	O	|	|	|	|	1.66
32.167	0.00	0.65	0.820	I	O	|	|	|	|	1.65
32.250	0.00	0.65	0.815	I	O	|	|	|	|	1.64
32.333	0.00	0.65	0.811	I	O	|	|	|	|	1.64
32.417	0.00	0.65	0.806	I	O	|	|	|	|	1.63
32.500	0.00	0.65	0.802	I	O	|	|	|	|	1.62
32.583	0.00	0.65	0.797	I	O	|	|	|	|	1.61
32.667	0.00	0.65	0.793	I	O	|	|	|	|	1.60
32.750	0.00	0.65	0.788	I	O	|	|	|	|	1.59
32.833	0.00	0.65	0.784	I	O	|	|	|	|	1.59
32.917	0.00	0.65	0.779	I	O	|	|	|	|	1.58
33.000	0.00	0.65	0.775	I	O	|	|	|	|	1.57
33.083	0.00	0.65	0.771	I	O	|	|	|	|	1.56
33.167	0.00	0.65	0.766	I	O	|	|	|	|	1.55
33.250	0.00	0.64	0.762	I	O	|	|	|	|	1.54
33.333	0.00	0.64	0.757	I	O	|	|	|	|	1.54
33.417	0.00	0.64	0.753	I	O	|	|	|	|	1.53
33.500	0.00	0.64	0.748	I	O	|	|	|	|	1.52
33.583	0.00	0.64	0.744	I	O	|	|	|	|	1.51
33.667	0.00	0.64	0.740	I	O	|	|	|	|	1.50

33.750	0.00	0.64	0.735	I	O					1.50
33.833	0.00	0.64	0.731	I	O					1.49
33.917	0.00	0.64	0.726	I	O					1.48
34.000	0.00	0.64	0.722	I	O					1.47
34.083	0.00	0.64	0.717	I	O					1.46
34.167	0.00	0.64	0.713	I	O					1.45
34.250	0.00	0.64	0.709	I	O					1.45
34.333	0.00	0.64	0.704	I	O					1.44
34.417	0.00	0.64	0.700	I	O					1.43
34.500	0.00	0.64	0.696	I	O					1.42
34.583	0.00	0.64	0.691	I	O					1.41
34.667	0.00	0.63	0.687	I	O					1.41
34.750	0.00	0.63	0.682	I	O					1.40
34.833	0.00	0.63	0.678	I	O					1.39
34.917	0.00	0.63	0.674	I	O					1.38
35.000	0.00	0.63	0.669	I	O					1.37
35.083	0.00	0.63	0.665	I	O					1.36
35.167	0.00	0.63	0.661	I	O					1.36
35.250	0.00	0.63	0.656	I	O					1.35
35.333	0.00	0.63	0.652	I	O					1.34
35.417	0.00	0.63	0.648	I	O					1.33
35.500	0.00	0.63	0.643	I	O					1.32
35.583	0.00	0.63	0.639	I	O					1.32
35.667	0.00	0.63	0.635	I	O					1.31
35.750	0.00	0.63	0.630	I	O					1.30
35.833	0.00	0.63	0.626	I	O					1.29
35.917	0.00	0.63	0.622	I	O					1.28
36.000	0.00	0.63	0.617	I	O					1.28
36.083	0.00	0.63	0.613	I	O					1.27
36.167	0.00	0.62	0.609	I	O					1.26
36.250	0.00	0.62	0.604	I	O					1.25
36.333	0.00	0.62	0.600	I	O					1.24
36.417	0.00	0.62	0.596	I	O					1.24
36.500	0.00	0.62	0.591	I	O					1.23
36.583	0.00	0.62	0.587	I	O					1.22
36.667	0.00	0.62	0.583	I	O					1.21
36.750	0.00	0.62	0.579	I	O					1.20
36.833	0.00	0.62	0.574	I	O					1.20
36.917	0.00	0.62	0.570	I	O					1.19
37.000	0.00	0.62	0.566	I	O					1.18
37.083	0.00	0.62	0.562	I	O					1.17
37.167	0.00	0.62	0.557	I	O					1.16
37.250	0.00	0.62	0.553	I	O					1.16
37.333	0.00	0.62	0.549	I	O					1.15
37.417	0.00	0.62	0.545	I	O					1.14
37.500	0.00	0.62	0.540	I	O					1.13
37.583	0.00	0.62	0.536	I	O					1.12
37.667	0.00	0.62	0.532	I	O					1.12
37.750	0.00	0.61	0.528	I	O					1.11
37.833	0.00	0.61	0.523	I	O					1.10
37.917	0.00	0.61	0.519	I	O					1.09
38.000	0.00	0.61	0.515	I	O					1.09
38.083	0.00	0.61	0.511	I	O					1.08
38.167	0.00	0.61	0.506	I	O					1.07
38.250	0.00	0.61	0.502	I	O					1.06
38.333	0.00	0.61	0.498	I	O					1.05
38.417	0.00	0.61	0.494	I	O					1.05
38.500	0.00	0.61	0.490	I	O					1.04
38.583	0.00	0.61	0.485	I	O					1.03
38.667	0.00	0.61	0.481	I	O					1.02
38.750	0.00	0.61	0.477	I	O					1.01
38.833	0.00	0.61	0.473	I	O					1.01
38.917	0.00	0.61	0.469	I	O					1.00
39.000	0.00	0.60	0.465	I	O					0.99
39.083	0.00	0.60	0.460	I	O					0.98
39.167	0.00	0.59	0.456	I	O					0.97
39.250	0.00	0.59	0.452	I	O					0.96
39.333	0.00	0.58	0.448	I	O					0.96
39.417	0.00	0.57	0.444	I	O					0.95
39.500	0.00	0.57	0.440	I	O					0.94
39.583	0.00	0.56	0.436	I	O					0.93
39.667	0.00	0.56	0.433	I	O					0.92
39.750	0.00	0.55	0.429	I	O					0.91
39.833	0.00	0.55	0.425	I	O					0.91
39.917	0.00	0.55	0.421	I	O					0.90
40.000	0.00	0.54	0.417	I	O					0.89
40.083	0.00	0.54	0.414	I	O					0.88
40.167	0.00	0.53	0.410	I	O					0.87
40.250	0.00	0.53	0.406	I	O					0.87
40.333	0.00	0.52	0.403	I	O					0.86
40.417	0.00	0.52	0.399	I	O					0.85
40.500	0.00	0.51	0.396	I	O					0.84
40.583	0.00	0.51	0.392	I	O					0.84
40.667	0.00	0.50	0.389	I	O					0.83
40.750	0.00	0.50	0.385	I	O					0.82
40.833	0.00	0.49	0.382	I	O					0.81
40.917	0.00	0.49	0.378	I	O					0.81
41.000	0.00	0.49	0.375	I	O					0.80
41.083	0.00	0.48	0.372	I	O					0.79
41.167	0.00	0.48	0.368	I	O					0.79
41.250	0.00	0.47	0.365	I	O					0.78
41.333	0.00	0.47	0.362	I	O					0.77
41.417	0.00	0.46	0.359	I	O					0.76
41.500	0.00	0.46	0.356	I	O					0.76
41.583	0.00	0.46	0.352	I	O					0.75

41.667	0.00	0.45	0.349	I O				0.74
41.750	0.00	0.45	0.346	I O				0.74
41.833	0.00	0.44	0.343	I O				0.73
41.917	0.00	0.44	0.340	I O				0.73
42.000	0.00	0.44	0.337	I O				0.72
42.083	0.00	0.43	0.334	I O				0.71
42.167	0.00	0.43	0.331	I O				0.71
42.250	0.00	0.42	0.328	I O				0.70
42.333	0.00	0.42	0.325	I O				0.69
42.417	0.00	0.42	0.322	I O				0.69
42.500	0.00	0.41	0.319	I O				0.68
42.583	0.00	0.41	0.317	I O				0.68
42.667	0.00	0.41	0.314	I O				0.67
42.750	0.00	0.40	0.311	I O				0.66
42.833	0.00	0.40	0.308	I O				0.66
42.917	0.00	0.40	0.306	I O				0.65
43.000	0.00	0.39	0.303	I O				0.65
43.083	0.00	0.39	0.300	I O				0.64
43.167	0.00	0.39	0.297	I O				0.63
43.250	0.00	0.38	0.295	I O				0.63
43.333	0.00	0.38	0.292	I O				0.62
43.417	0.00	0.37	0.290	I O				0.62
43.500	0.00	0.37	0.287	I O				0.61
43.583	0.00	0.37	0.285	I O				0.61
43.667	0.00	0.36	0.282	I O				0.60
43.750	0.00	0.36	0.279	I O				0.60
43.833	0.00	0.36	0.277	I O				0.59
43.917	0.00	0.36	0.275	I O				0.59
44.000	0.00	0.35	0.272	I O				0.58
44.083	0.00	0.35	0.270	I O				0.58
44.167	0.00	0.35	0.267	I O				0.57
44.250	0.00	0.34	0.265	I O				0.56
44.333	0.00	0.34	0.263	I O				0.56
44.417	0.00	0.34	0.260	I O				0.55
44.500	0.00	0.33	0.258	I O				0.55
44.583	0.00	0.33	0.256	I O				0.55
44.667	0.00	0.33	0.253	I O				0.54
44.750	0.00	0.33	0.251	I O				0.54
44.833	0.00	0.32	0.249	I O				0.53
44.917	0.00	0.32	0.247	I O				0.53
45.000	0.00	0.32	0.245	IO				0.52
45.083	0.00	0.31	0.242	IO				0.52
45.167	0.00	0.31	0.240	IO				0.51
45.250	0.00	0.31	0.238	IO				0.51
45.333	0.00	0.31	0.236	IO				0.50
45.417	0.00	0.30	0.234	IO				0.50
45.500	0.00	0.30	0.232	IO				0.49
45.583	0.00	0.30	0.230	IO				0.49
45.667	0.00	0.29	0.228	IO				0.49
45.750	0.00	0.29	0.226	IO				0.48
45.833	0.00	0.29	0.224	IO				0.48
45.917	0.00	0.29	0.222	IO				0.47
46.000	0.00	0.28	0.220	IO				0.47
46.083	0.00	0.28	0.218	IO				0.46
46.167	0.00	0.28	0.216	IO				0.46
46.250	0.00	0.28	0.214	IO				0.46
46.333	0.00	0.27	0.212	IO				0.45
46.417	0.00	0.27	0.210	IO				0.45
46.500	0.00	0.27	0.208	IO				0.44
46.583	0.00	0.27	0.206	IO				0.44
46.667	0.00	0.26	0.205	IO				0.44
46.750	0.00	0.26	0.203	IO				0.43
46.833	0.00	0.26	0.201	IO				0.43
46.917	0.00	0.26	0.199	IO				0.42
47.000	0.00	0.26	0.197	IO				0.42
47.083	0.00	0.25	0.196	IO				0.42
47.167	0.00	0.25	0.194	IO				0.41
47.250	0.00	0.25	0.192	IO				0.41
47.333	0.00	0.25	0.190	IO				0.41
47.417	0.00	0.24	0.189	IO				0.40
47.500	0.00	0.24	0.187	IO				0.40
47.583	0.00	0.24	0.185	IO				0.40
47.667	0.00	0.24	0.184	IO				0.39
47.750	0.00	0.24	0.182	IO				0.39
47.833	0.00	0.23	0.181	IO				0.39
47.917	0.00	0.23	0.179	IO				0.38
48.000	0.00	0.23	0.177	IO				0.38
48.083	0.00	0.23	0.176	IO				0.37
48.167	0.00	0.23	0.174	IO				0.37
48.250	0.00	0.22	0.173	IO				0.37
48.333	0.00	0.22	0.171	IO				0.36
48.417	0.00	0.22	0.170	IO				0.36
48.500	0.00	0.22	0.168	IO				0.36
48.583	0.00	0.22	0.167	IO				0.36
48.667	0.00	0.21	0.165	IO				0.35
48.750	0.00	0.21	0.164	IO				0.35
48.833	0.00	0.21	0.162	IO				0.35
48.917	0.00	0.21	0.161	IO				0.34
49.000	0.00	0.21	0.159	IO				0.34
49.083	0.00	0.20	0.158	IO				0.34
49.167	0.00	0.20	0.157	IO				0.33
49.250	0.00	0.20	0.155	IO				0.33
49.333	0.00	0.20	0.154	IO				0.33
49.417	0.00	0.20	0.152	IO				0.33
49.500	0.00	0.20	0.151	IO				0.32

49.583	0.00	0.19	0.150	IO	|	|	|	|	0.32
49.667	0.00	0.19	0.148	IO	|	|	|	|	0.32
49.750	0.00	0.19	0.147	IO	|	|	|	|	0.31
49.833	0.00	0.19	0.146	IO	|	|	|	|	0.31
49.917	0.00	0.19	0.145	IO	|	|	|	|	0.31
50.000	0.00	0.19	0.143	IO	|	|	|	|	0.31
50.083	0.00	0.18	0.142	IO	|	|	|	|	0.30
50.167	0.00	0.18	0.141	IO	|	|	|	|	0.30
50.250	0.00	0.18	0.139	IO	|	|	|	|	0.30
50.333	0.00	0.18	0.138	IO	|	|	|	|	0.29
50.417	0.00	0.18	0.137	IO	|	|	|	|	0.29
50.500	0.00	0.18	0.136	IO	|	|	|	|	0.29
50.583	0.00	0.17	0.135	IO	|	|	|	|	0.29
50.667	0.00	0.17	0.133	IO	|	|	|	|	0.28
50.750	0.00	0.17	0.132	IO	|	|	|	|	0.28
50.833	0.00	0.17	0.131	IO	|	|	|	|	0.28
50.917	0.00	0.17	0.130	IO	|	|	|	|	0.28
51.000	0.00	0.17	0.129	IO	|	|	|	|	0.27
51.083	0.00	0.17	0.128	IO	|	|	|	|	0.27
51.167	0.00	0.16	0.126	IO	|	|	|	|	0.27
51.250	0.00	0.16	0.125	IO	|	|	|	|	0.27
51.333	0.00	0.16	0.124	IO	|	|	|	|	0.26
51.417	0.00	0.16	0.123	IO	|	|	|	|	0.26
51.500	0.00	0.16	0.122	O	|	|	|	|	0.26
51.583	0.00	0.16	0.121	O	|	|	|	|	0.26
51.667	0.00	0.16	0.120	O	|	|	|	|	0.26
51.750	0.00	0.15	0.119	O	|	|	|	|	0.25
51.833	0.00	0.15	0.118	O	|	|	|	|	0.25
51.917	0.00	0.15	0.117	O	|	|	|	|	0.25
52.000	0.00	0.15	0.116	O	|	|	|	|	0.25
52.083	0.00	0.15	0.115	O	|	|	|	|	0.24
52.167	0.00	0.15	0.114	O	|	|	|	|	0.24
52.250	0.00	0.15	0.113	O	|	|	|	|	0.24
52.333	0.00	0.14	0.112	O	|	|	|	|	0.24
52.417	0.00	0.14	0.111	O	|	|	|	|	0.24
52.500	0.00	0.14	0.110	O	|	|	|	|	0.23
52.583	0.00	0.14	0.109	O	|	|	|	|	0.23
52.667	0.00	0.14	0.108	O	|	|	|	|	0.23
52.750	0.00	0.14	0.107	O	|	|	|	|	0.23
52.833	0.00	0.14	0.106	O	|	|	|	|	0.23
52.917	0.00	0.14	0.105	O	|	|	|	|	0.22
53.000	0.00	0.13	0.104	O	|	|	|	|	0.22
53.083	0.00	0.13	0.103	O	|	|	|	|	0.22
53.167	0.00	0.13	0.102	O	|	|	|	|	0.22
53.250	0.00	0.13	0.101	O	|	|	|	|	0.22
53.333	0.00	0.13	0.100	O	|	|	|	|	0.21
53.417	0.00	0.13	0.099	O	|	|	|	|	0.21
53.500	0.00	0.13	0.098	O	|	|	|	|	0.21
53.583	0.00	0.13	0.098	O	|	|	|	|	0.21
53.667	0.00	0.13	0.097	O	|	|	|	|	0.21
53.750	0.00	0.12	0.096	O	|	|	|	|	0.20
53.833	0.00	0.12	0.095	O	|	|	|	|	0.20
53.917	0.00	0.12	0.094	O	|	|	|	|	0.20
54.000	0.00	0.12	0.093	O	|	|	|	|	0.20
54.083	0.00	0.12	0.093	O	|	|	|	|	0.20
54.167	0.00	0.12	0.092	O	|	|	|	|	0.20
54.250	0.00	0.12	0.091	O	|	|	|	|	0.19
54.333	0.00	0.12	0.090	O	|	|	|	|	0.19
54.417	0.00	0.12	0.089	O	|	|	|	|	0.19
54.500	0.00	0.11	0.089	O	|	|	|	|	0.19
54.583	0.00	0.11	0.088	O	|	|	|	|	0.19
54.667	0.00	0.11	0.087	O	|	|	|	|	0.19
54.750	0.00	0.11	0.086	O	|	|	|	|	0.18
54.833	0.00	0.11	0.085	O	|	|	|	|	0.18
54.917	0.00	0.11	0.085	O	|	|	|	|	0.18
55.000	0.00	0.11	0.084	O	|	|	|	|	0.18
55.083	0.00	0.11	0.083	O	|	|	|	|	0.18
55.167	0.00	0.11	0.082	O	|	|	|	|	0.18
55.250	0.00	0.11	0.082	O	|	|	|	|	0.17
55.333	0.00	0.10	0.081	O	|	|	|	|	0.17
55.417	0.00	0.10	0.080	O	|	|	|	|	0.17
55.500	0.00	0.10	0.080	O	|	|	|	|	0.17
55.583	0.00	0.10	0.079	O	|	|	|	|	0.17
55.667	0.00	0.10	0.078	O	|	|	|	|	0.17
55.750	0.00	0.10	0.077	O	|	|	|	|	0.17
55.833	0.00	0.10	0.077	O	|	|	|	|	0.16

Remaining water in basin = 0.08 (Ac.Ft)

```
***************************HYDROGRAPH DATA***************************
                    Number of intervals =   670
                    Time interval =    5.0 (Min.)
                    Maximum/Peak flow rate =        0.733 (CFS)
                    Total volume =       2.238 (Ac.Ft)
          Status of hydrographs being held in storage
                     Stream 1  Stream 2  Stream 3  Stream 4  Stream 5
          Peak (CFS)      0.000     0.000     0.000     0.000     0.000
          Vol (Ac.Ft)      0.000     0.000     0.000     0.000     0.000
*********************************************************************
```

```
                    FLOOD HYDROGRAPH ROUTING PROGRAM
            Copyright (c) CIVILCADD/CIVILDESIGN, 1989 - 2004
                        Study date: 03/28/20

---------------------------------------------------------------------

Routing for Basin "BB"

---------------------------------------------------------------------

Program License Serial Number 4027

---------------------------------------------------------------------
******************** HYDROGRAPH INFORMATION *********************

                    From study/file name: b1100.rte
***************************HYDROGRAPH DATA****************************
                    Number of intervals =    15
                    Time interval =    5.0 (Min.)
                    Maximum/Peak flow rate =       36.947 (CFS)
                    Total volume =       0.945 (Ac.Ft)
          Status of hydrographs being held in storage
                     Stream 1  Stream 2  Stream 3  Stream 4  Stream 5
          Peak (CFS)      0.000     0.000     0.000     0.000     0.000
          Vol (Ac.Ft)      0.000     0.000     0.000     0.000     0.000
**********************************************************************



++++++++++++++++++++++++++++++++++++++++++++++++++++++++++++++++++++++
Process from Point/Station        0.000 to Point/Station        0.000
**** RETARDING BASIN ROUTING ****
______________________________________________________________________

User entry of depth-outflow-storage data
---------------------------------------------------------------------
Total number of inflow hydrograph intervals = 15
Hydrograph time unit =  5.000 (Min.)
Initial depth in storage basin =   0.00(Ft.)
---------------------------------------------------------------------
---------------------------------------------------------------------
Initial basin depth =   0.00 (Ft.)
Initial basin storage =      0.00 (Ac.Ft)
Initial basin outflow =   0.00 (CFS)
---------------------------------------------------------------------
---------------------------------------------------------------------
Depth vs. Storage and Depth vs. Discharge data:
 Basin Depth  Storage    Outflow   (S-O*dt/2)   (S+O*dt/2)
     (Ft.)    (Ac.Ft)    (CFS)     (Ac.Ft)    (Ac.Ft)
---------------------------------------------------------------------
0.000      0.000      0.000      0.000        0.000
1.000      0.370      0.520      0.368        0.372
2.000      0.825      0.600      0.823        0.827
3.000      1.366      0.690      1.364        1.368
4.000      2.138      1.070      2.134        2.142
5.000      3.370      1.620      3.364        3.376
---------------------------------------------------------------------
                    Hydrograph Detention Basin Routing
---------------------------------------------------------------------

Graph values: 'I'= unit inflow; 'O'=outflow at time shown
---------------------------------------------------------------------
 Time   Inflow  Outflow    Storage                                    Depth
(Hours) (CFS)   (CFS)     (Ac.Ft) .0       9.2   18.47   27.71   36.95 (Ft.)
 0.083   1.29    0.01      0.004  OI      |       |       |       |     0.01
 0.167   3.02    0.03      0.019  O I     |       |       |       |     0.05
 0.250   3.89    0.06      0.043  O  I    |       |       |       |     0.12
 0.333   4.37    0.10      0.071  O  I    |       |       |       |     0.19
 0.417   4.92    0.14      0.102  O   I   |       |       |       |     0.27
 0.500   5.78    0.19      0.137  O    I  |       |       |       |     0.37
 0.583   6.99    0.25      0.180  O     I |       |       |       |     0.49
 0.667   9.15    0.33      0.233  O      I|       |       |       |     0.63
 0.750  14.82    0.44      0.313  O       |   I   |       |       |     0.85
 0.833  36.95    0.54      0.488  O       |       |       |      I|     1.26
 0.917  31.72    0.58      0.721  O       |       |       |  I    |     1.77
 1.000  10.24    0.61      0.861  O       I       |       |       |     2.07
 1.083   3.49    0.61      0.904  O  I    |       |       |       |     2.15
 1.167   0.45    0.61      0.914  O       |       |       |       |     2.16
 1.250   0.08    0.61      0.911  O       |       |       |       |     2.16
 1.333   0.00    0.61      0.907  O       |       |       |       |     2.15
 1.417   0.00    0.61      0.903  O       |       |       |       |     2.14
 1.500   0.00    0.61      0.899  O       |       |       |       |     2.14
 1.583   0.00    0.61      0.895  O       |       |       |       |     2.13
 1.667   0.00    0.61      0.890  O       |       |       |       |     2.12
 1.750   0.00    0.61      0.886  O       |       |       |       |     2.11
 1.833   0.00    0.61      0.882  O       |       |       |       |     2.11
 1.917   0.00    0.61      0.878  O       |       |       |       |     2.10
 2.000   0.00    0.61      0.874  O       |       |       |       |     2.09
 2.083   0.00    0.61      0.869  O       |       |       |       |     2.08
```

2.167	0.00	0.61	0.865	O					2.07
2.250	0.00	0.61	0.861	O					2.07
2.333	0.00	0.61	0.857	O					2.06
2.417	0.00	0.60	0.853	O					2.05
2.500	0.00	0.60	0.849	O					2.04
2.583	0.00	0.60	0.844	O					2.04
2.667	0.00	0.60	0.840	O					2.03
2.750	0.00	0.60	0.836	O					2.02
2.833	0.00	0.60	0.832	O					2.01
2.917	0.00	0.60	0.828	O					2.01
3.000	0.00	0.60	0.824	O					2.00
3.083	0.00	0.60	0.820	O					1.99
3.167	0.00	0.60	0.815	O					1.98
3.250	0.00	0.60	0.811	O					1.97
3.333	0.00	0.60	0.807	O					1.96
3.417	0.00	0.60	0.803	O					1.95
3.500	0.00	0.60	0.799	O					1.94
3.583	0.00	0.59	0.795	O					1.93
3.667	0.00	0.59	0.791	O					1.92
3.750	0.00	0.59	0.787	O					1.92
3.833	0.00	0.59	0.783	O					1.91
3.917	0.00	0.59	0.779	O					1.90
4.000	0.00	0.59	0.774	O					1.89
4.083	0.00	0.59	0.770	O					1.88
4.167	0.00	0.59	0.766	O					1.87
4.250	0.00	0.59	0.762	O					1.86
4.333	0.00	0.59	0.758	O					1.85
4.417	0.00	0.59	0.754	O					1.84
4.500	0.00	0.59	0.750	O					1.84
4.583	0.00	0.59	0.746	O					1.83
4.667	0.00	0.59	0.742	O					1.82
4.750	0.00	0.58	0.738	O					1.81
4.833	0.00	0.58	0.734	O					1.80
4.917	0.00	0.58	0.730	O					1.79
5.000	0.00	0.58	0.726	O					1.78
5.083	0.00	0.58	0.722	O					1.77
5.167	0.00	0.58	0.718	O					1.76
5.250	0.00	0.58	0.714	O					1.76
5.333	0.00	0.58	0.710	O					1.75
5.417	0.00	0.58	0.706	O					1.74
5.500	0.00	0.58	0.702	O					1.73
5.583	0.00	0.58	0.698	O					1.72
5.667	0.00	0.58	0.694	O					1.71
5.750	0.00	0.58	0.690	O					1.70
5.833	0.00	0.58	0.686	O					1.69
5.917	0.00	0.57	0.682	O					1.69
6.000	0.00	0.57	0.678	O					1.68
6.083	0.00	0.57	0.674	O					1.67
6.167	0.00	0.57	0.670	O					1.66
6.250	0.00	0.57	0.666	O					1.65
6.333	0.00	0.57	0.662	O					1.64
6.417	0.00	0.57	0.658	O					1.63
6.500	0.00	0.57	0.655	O					1.63
6.583	0.00	0.57	0.651	O					1.62
6.667	0.00	0.57	0.647	O					1.61
6.750	0.00	0.57	0.643	O					1.60
6.833	0.00	0.57	0.639	O					1.59
6.917	0.00	0.57	0.635	O					1.58
7.000	0.00	0.57	0.631	O					1.57
7.083	0.00	0.57	0.627	O					1.57
7.167	0.00	0.56	0.623	O					1.56
7.250	0.00	0.56	0.619	O					1.55
7.333	0.00	0.56	0.616	O					1.54
7.417	0.00	0.56	0.612	O					1.53
7.500	0.00	0.56	0.608	O					1.52
7.583	0.00	0.56	0.604	O					1.51
7.667	0.00	0.56	0.600	O					1.51
7.750	0.00	0.56	0.596	O					1.50
7.833	0.00	0.56	0.592	O					1.49
7.917	0.00	0.56	0.588	O					1.48
8.000	0.00	0.56	0.585	O					1.47
8.083	0.00	0.56	0.581	O					1.46
8.167	0.00	0.56	0.577	O					1.45
8.250	0.00	0.56	0.573	O					1.45
8.333	0.00	0.56	0.569	O					1.44
8.417	0.00	0.55	0.565	O					1.43
8.500	0.00	0.55	0.562	O					1.42
8.583	0.00	0.55	0.558	O					1.41
8.667	0.00	0.55	0.554	O					1.40
8.750	0.00	0.55	0.550	O					1.40
8.833	0.00	0.55	0.546	O					1.39
8.917	0.00	0.55	0.543	O					1.38
9.000	0.00	0.55	0.539	O					1.37
9.083	0.00	0.55	0.535	O					1.36
9.167	0.00	0.55	0.531	O					1.35
9.250	0.00	0.55	0.528	O					1.35
9.333	0.00	0.55	0.524	O					1.34
9.417	0.00	0.55	0.520	O					1.33
9.500	0.00	0.55	0.516	O					1.32
9.583	0.00	0.55	0.512	O					1.31
9.667	0.00	0.54	0.509	O					1.30
9.750	0.00	0.54	0.505	O					1.30
9.833	0.00	0.54	0.501	O					1.29
9.917	0.00	0.54	0.497	O					1.28
10.000	0.00	0.54	0.494	O					1.27

10.083	0.00	0.54	0.490	O	|	|	|	|	1.26
10.167	0.00	0.54	0.486	O	|	|	|	|	1.26
10.250	0.00	0.54	0.483	O	|	|	|	|	1.25
10.333	0.00	0.54	0.479	O	|	|	|	|	1.24
10.417	0.00	0.54	0.475	O	|	|	|	|	1.23
10.500	0.00	0.54	0.471	O	|	|	|	|	1.22
10.583	0.00	0.54	0.468	O	|	|	|	|	1.21
10.667	0.00	0.54	0.464	O	|	|	|	|	1.21
10.750	0.00	0.54	0.460	O	|	|	|	|	1.20
10.833	0.00	0.54	0.457	O	|	|	|	|	1.19
10.917	0.00	0.53	0.453	O	|	|	|	|	1.18
11.000	0.00	0.53	0.449	O	|	|	|	|	1.17
11.083	0.00	0.53	0.446	O	|	|	|	|	1.17
11.167	0.00	0.53	0.442	O	|	|	|	|	1.16
11.250	0.00	0.53	0.438	O	|	|	|	|	1.15
11.333	0.00	0.53	0.435	O	|	|	|	|	1.14
11.417	0.00	0.53	0.431	O	|	|	|	|	1.13
11.500	0.00	0.53	0.427	O	|	|	|	|	1.13
11.583	0.00	0.53	0.424	O	|	|	|	|	1.12
11.667	0.00	0.53	0.420	O	|	|	|	|	1.11
11.750	0.00	0.53	0.416	O	|	|	|	|	1.10
11.833	0.00	0.53	0.413	O	|	|	|	|	1.09
11.917	0.00	0.53	0.409	O	|	|	|	|	1.09
12.000	0.00	0.53	0.406	O	|	|	|	|	1.08
12.083	0.00	0.53	0.402	O	|	|	|	|	1.07
12.167	0.00	0.52	0.398	O	|	|	|	|	1.06
12.250	0.00	0.52	0.395	O	|	|	|	|	1.05
12.333	0.00	0.52	0.391	O	|	|	|	|	1.05
12.417	0.00	0.52	0.387	O	|	|	|	|	1.04
12.500	0.00	0.52	0.384	O	|	|	|	|	1.03
12.583	0.00	0.52	0.380	O	|	|	|	|	1.02
12.667	0.00	0.52	0.377	O	|	|	|	|	1.01
12.750	0.00	0.52	0.373	O	|	|	|	|	1.01
12.833	0.00	0.52	0.369	O	|	|	|	|	1.00
12.917	0.00	0.51	0.366	O	|	|	|	|	0.99
13.000	0.00	0.51	0.362	O	|	|	|	|	0.98
13.083	0.00	0.50	0.359	O	|	|	|	|	0.97
13.167	0.00	0.50	0.355	O	|	|	|	|	0.96
13.250	0.00	0.49	0.352	O	|	|	|	|	0.95
13.333	0.00	0.49	0.349	O	|	|	|	|	0.94
13.417	0.00	0.49	0.345	O	|	|	|	|	0.93
13.500	0.00	0.48	0.342	O	|	|	|	|	0.92
13.583	0.00	0.48	0.339	O	|	|	|	|	0.92
13.667	0.00	0.47	0.335	O	|	|	|	|	0.91
13.750	0.00	0.47	0.332	O	|	|	|	|	0.90
13.833	0.00	0.46	0.329	O	|	|	|	|	0.89
13.917	0.00	0.46	0.326	O	|	|	|	|	0.88
14.000	0.00	0.45	0.323	O	|	|	|	|	0.87
14.083	0.00	0.45	0.320	O	|	|	|	|	0.86
14.167	0.00	0.44	0.316	O	|	|	|	|	0.86
14.250	0.00	0.44	0.313	O	|	|	|	|	0.85
14.333	0.00	0.44	0.310	O	|	|	|	|	0.84
14.417	0.00	0.43	0.307	O	|	|	|	|	0.83
14.500	0.00	0.43	0.304	O	|	|	|	|	0.82
14.583	0.00	0.42	0.302	O	|	|	|	|	0.81
14.667	0.00	0.42	0.299	O	|	|	|	|	0.81
14.750	0.00	0.42	0.296	O	|	|	|	|	0.80
14.833	0.00	0.41	0.293	O	|	|	|	|	0.79
14.917	0.00	0.41	0.290	O	|	|	|	|	0.78
15.000	0.00	0.40	0.287	O	|	|	|	|	0.78
15.083	0.00	0.40	0.285	O	|	|	|	|	0.77
15.167	0.00	0.40	0.282	O	|	|	|	|	0.76
15.250	0.00	0.39	0.279	O	|	|	|	|	0.75
15.333	0.00	0.39	0.276	O	|	|	|	|	0.75
15.417	0.00	0.38	0.274	O	|	|	|	|	0.74
15.500	0.00	0.38	0.271	O	|	|	|	|	0.73
15.583	0.00	0.38	0.268	O	|	|	|	|	0.73
15.667	0.00	0.37	0.266	O	|	|	|	|	0.72
15.750	0.00	0.37	0.263	O	|	|	|	|	0.71
15.833	0.00	0.37	0.261	O	|	|	|	|	0.70
15.917	0.00	0.36	0.258	O	|	|	|	|	0.70
16.000	0.00	0.36	0.256	O	|	|	|	|	0.69
16.083	0.00	0.36	0.253	O	|	|	|	|	0.68
16.167	0.00	0.35	0.251	O	|	|	|	|	0.68
16.250	0.00	0.35	0.248	O	|	|	|	|	0.67
16.333	0.00	0.35	0.246	O	|	|	|	|	0.67
16.417	0.00	0.34	0.244	O	|	|	|	|	0.66
16.500	0.00	0.34	0.241	O	|	|	|	|	0.65
16.583	0.00	0.34	0.239	O	|	|	|	|	0.65
16.667	0.00	0.33	0.237	O	|	|	|	|	0.64
16.750	0.00	0.33	0.234	O	|	|	|	|	0.63
16.833	0.00	0.33	0.232	O	|	|	|	|	0.63
16.917	0.00	0.32	0.230	O	|	|	|	|	0.62
17.000	0.00	0.32	0.228	O	|	|	|	|	0.62
17.083	0.00	0.32	0.226	O	|	|	|	|	0.61
17.167	0.00	0.31	0.223	O	|	|	|	|	0.60
17.250	0.00	0.31	0.221	O	|	|	|	|	0.60
17.333	0.00	0.31	0.219	O	|	|	|	|	0.59
17.417	0.00	0.30	0.217	O	|	|	|	|	0.59
17.500	0.00	0.30	0.215	O	|	|	|	|	0.58
17.583	0.00	0.30	0.213	O	|	|	|	|	0.58
17.667	0.00	0.30	0.211	O	|	|	|	|	0.57
17.750	0.00	0.29	0.209	O	|	|	|	|	0.56
17.833	0.00	0.29	0.207	O	|	|	|	|	0.56
17.917	0.00	0.29	0.205	O	|	|	|	|	0.55

18.000	0.00	0.28	0.203	O	|	|	|	|	0.55
18.083	0.00	0.28	0.201	O	|	|	|	|	0.54
18.167	0.00	0.28	0.199	O	|	|	|	|	0.54
18.250	0.00	0.28	0.197	O	|	|	|	|	0.53
18.333	0.00	0.27	0.195	O	|	|	|	|	0.53
18.417	0.00	0.27	0.193	O	|	|	|	|	0.52
18.500	0.00	0.27	0.191	O	|	|	|	|	0.52
18.583	0.00	0.27	0.189	O	|	|	|	|	0.51
18.667	0.00	0.26	0.188	O	|	|	|	|	0.51
18.750	0.00	0.26	0.186	O	|	|	|	|	0.50
18.833	0.00	0.26	0.184	O	|	|	|	|	0.50
18.917	0.00	0.26	0.182	O	|	|	|	|	0.49
19.000	0.00	0.25	0.181	O	|	|	|	|	0.49
19.083	0.00	0.25	0.179	O	|	|	|	|	0.48
19.167	0.00	0.25	0.177	O	|	|	|	|	0.48
19.250	0.00	0.25	0.175	O	|	|	|	|	0.47
19.333	0.00	0.24	0.174	O	|	|	|	|	0.47
19.417	0.00	0.24	0.172	O	|	|	|	|	0.46
19.500	0.00	0.24	0.170	O	|	|	|	|	0.46
19.583	0.00	0.24	0.169	O	|	|	|	|	0.46
19.667	0.00	0.23	0.167	O	|	|	|	|	0.45
19.750	0.00	0.23	0.165	O	|	|	|	|	0.45
19.833	0.00	0.23	0.164	O	|	|	|	|	0.44
19.917	0.00	0.23	0.162	O	|	|	|	|	0.44
20.000	0.00	0.23	0.161	O	|	|	|	|	0.43
20.083	0.00	0.22	0.159	O	|	|	|	|	0.43
20.167	0.00	0.22	0.158	O	|	|	|	|	0.43
20.250	0.00	0.22	0.156	O	|	|	|	|	0.42
20.333	0.00	0.22	0.155	O	|	|	|	|	0.42
20.417	0.00	0.22	0.153	O	|	|	|	|	0.41
20.500	0.00	0.21	0.152	O	|	|	|	|	0.41
20.583	0.00	0.21	0.150	O	|	|	|	|	0.41
20.667	0.00	0.21	0.149	O	|	|	|	|	0.40
20.750	0.00	0.21	0.147	O	|	|	|	|	0.40
20.833	0.00	0.21	0.146	O	|	|	|	|	0.39
20.917	0.00	0.20	0.144	O	|	|	|	|	0.39
21.000	0.00	0.20	0.143	O	|	|	|	|	0.39
21.083	0.00	0.20	0.142	O	|	|	|	|	0.38
21.167	0.00	0.20	0.140	O	|	|	|	|	0.38
21.250	0.00	0.20	0.139	O	|	|	|	|	0.38
21.333	0.00	0.19	0.138	O	|	|	|	|	0.37
21.417	0.00	0.19	0.136	O	|	|	|	|	0.37
21.500	0.00	0.19	0.135	O	|	|	|	|	0.36
21.583	0.00	0.19	0.134	O	|	|	|	|	0.36
21.667	0.00	0.19	0.132	O	|	|	|	|	0.36
21.750	0.00	0.18	0.131	O	|	|	|	|	0.35
21.833	0.00	0.18	0.130	O	|	|	|	|	0.35
21.917	0.00	0.18	0.129	O	|	|	|	|	0.35
22.000	0.00	0.18	0.127	O	|	|	|	|	0.34
22.083	0.00	0.18	0.126	O	|	|	|	|	0.34
22.167	0.00	0.18	0.125	O	|	|	|	|	0.34
22.250	0.00	0.17	0.124	O	|	|	|	|	0.33
22.333	0.00	0.17	0.123	O	|	|	|	|	0.33
22.417	0.00	0.17	0.121	O	|	|	|	|	0.33
22.500	0.00	0.17	0.120	O	|	|	|	|	0.32
22.583	0.00	0.17	0.119	O	|	|	|	|	0.32
22.667	0.00	0.17	0.118	O	|	|	|	|	0.32
22.750	0.00	0.16	0.117	O	|	|	|	|	0.32
22.833	0.00	0.16	0.116	O	|	|	|	|	0.31
22.917	0.00	0.16	0.115	O	|	|	|	|	0.31
23.000	0.00	0.16	0.113	O	|	|	|	|	0.31
23.083	0.00	0.16	0.112	O	|	|	|	|	0.30
23.167	0.00	0.16	0.111	O	|	|	|	|	0.30
23.250	0.00	0.15	0.110	O	|	|	|	|	0.30
23.333	0.00	0.15	0.109	O	|	|	|	|	0.29
23.417	0.00	0.15	0.108	O	|	|	|	|	0.29
23.500	0.00	0.15	0.107	O	|	|	|	|	0.29
23.583	0.00	0.15	0.106	O	|	|	|	|	0.29
23.667	0.00	0.15	0.105	O	|	|	|	|	0.28
23.750	0.00	0.15	0.104	O	|	|	|	|	0.28
23.833	0.00	0.14	0.103	O	|	|	|	|	0.28
23.917	0.00	0.14	0.102	O	|	|	|	|	0.28
24.000	0.00	0.14	0.101	O	|	|	|	|	0.27
24.083	0.00	0.14	0.100	O	|	|	|	|	0.27
24.167	0.00	0.14	0.099	O	|	|	|	|	0.27
24.250	0.00	0.14	0.098	O	|	|	|	|	0.27
24.333	0.00	0.14	0.097	O	|	|	|	|	0.26
24.417	0.00	0.14	0.096	O	|	|	|	|	0.26
24.500	0.00	0.13	0.095	O	|	|	|	|	0.26
24.583	0.00	0.13	0.094	O	|	|	|	|	0.26
24.667	0.00	0.13	0.093	O	|	|	|	|	0.25
24.750	0.00	0.13	0.093	O	|	|	|	|	0.25
24.833	0.00	0.13	0.092	O	|	|	|	|	0.25
24.917	0.00	0.13	0.091	O	|	|	|	|	0.25
25.000	0.00	0.13	0.090	O	|	|	|	|	0.24
25.083	0.00	0.13	0.089	O	|	|	|	|	0.24
25.167	0.00	0.12	0.088	O	|	|	|	|	0.24
25.250	0.00	0.12	0.087	O	|	|	|	|	0.24
25.333	0.00	0.12	0.087	O	|	|	|	|	0.23
25.417	0.00	0.12	0.086	O	|	|	|	|	0.23
25.500	0.00	0.12	0.085	O	|	|	|	|	0.23
25.583	0.00	0.12	0.084	O	|	|	|	|	0.23
25.667	0.00	0.12	0.083	O	|	|	|	|	0.22
25.750	0.00	0.12	0.082	O	|	|	|	|	0.22
25.833	0.00	0.11	0.082	O	|	|	|	|	0.22

```
25.917    0.00    0.11      0.081  O       |       |       |       |     0.22
26.000    0.00    0.11      0.080  O       |       |       |       |     0.22
26.083    0.00    0.11      0.079  O       |       |       |       |     0.21
26.167    0.00    0.11      0.079  O       |       |       |       |     0.21
26.250    0.00    0.11      0.078  O       |       |       |       |     0.21
26.333    0.00    0.11      0.077  O       |       |       |       |     0.21
26.417    0.00    0.11      0.076  O       |       |       |       |     0.21
26.500    0.00    0.11      0.076  O       |       |       |       |     0.20
26.583    0.00    0.11      0.075  O       |       |       |       |     0.20
26.667    0.00    0.10      0.074  O       |       |       |       |     0.20
26.750    0.00    0.10      0.073  O       |       |       |       |     0.20
26.833    0.00    0.10      0.073  O       |       |       |       |     0.20
26.917    0.00    0.10      0.072  O       |       |       |       |     0.19
27.000    0.00    0.10      0.071  O       |       |       |       |     0.19
27.083    0.00    0.10      0.071  O       |       |       |       |     0.19

          Remaining water in basin =    0.07 (Ac.Ft)

          ***************************HYDROGRAPH DATA***************************
                              Number of intervals =   325
                              Time interval =    5.0 (Min.)
                              Maximum/Peak flow rate =        0.615 (CFS)
                              Total volume =       0.874 (Ac.Ft)
                    Status of hydrographs being held in storage
                              Stream 1  Stream 2  Stream 3  Stream 4  Stream 5
                    Peak (CFS)      0.000     0.000     0.000     0.000     0.000
                    Vol (Ac.Ft)      0.000     0.000     0.000     0.000     0.000
          ***********************************************************************

          ----------------------------------------------------------------
```

```
                    FLOOD HYDROGRAPH ROUTING PROGRAM
            Copyright (c) CIVILCADD/CIVILDESIGN, 1989 - 2004
                        Study date: 03/28/20

---------------------------------------------------------------------

Routing for Basin "BB"

---------------------------------------------------------------------

Program License Serial Number 4027

---------------------------------------------------------------------
******************** HYDROGRAPH INFORMATION *********************

                    From study/file name: b3100.rte
****************************HYDROGRAPH DATA****************************
                    Number of intervals =    39
                    Time interval =    5.0 (Min.)
                    Maximum/Peak flow rate =       16.491 (CFS)
                    Total volume =       0.965 (Ac.Ft)
          Status of hydrographs being held in storage
                     Stream 1  Stream 2  Stream 3  Stream 4  Stream 5
          Peak (CFS)      0.000     0.000     0.000     0.000     0.000
          Vol (Ac.Ft)      0.000     0.000     0.000     0.000     0.000
*********************************************************************


++++++++++++++++++++++++++++++++++++++++++++++++++++++++++++++++++++++
Process from Point/Station        0.000 to Point/Station        0.000
**** RETARDING BASIN ROUTING ****
______________________________________________________________________

User entry of depth-outflow-storage data
---------------------------------------------------------------------
Total number of inflow hydrograph intervals = 39
Hydrograph time unit =  5.000 (Min.)
Initial depth in storage basin =   0.00(Ft.)
---------------------------------------------------------------------
---------------------------------------------------------------------
Initial basin depth =   0.00 (Ft.)
Initial basin storage =      0.00 (Ac.Ft)
Initial basin outflow =   0.00 (CFS)
---------------------------------------------------------------------
---------------------------------------------------------------------
Depth vs. Storage and Depth vs. Discharge data:
 Basin Depth  Storage    Outflow   (S-O*dt/2)   (S+O*dt/2)
     (Ft.)    (Ac.Ft)    (CFS)     (Ac.Ft)    (Ac.Ft)
---------------------------------------------------------------------
0.000      0.000      0.000      0.000        0.000
1.000      0.370      0.520      0.368        0.372
2.000      0.825      0.600      0.823        0.827
3.000      1.366      0.690      1.364        1.368
4.000      2.138      1.070      2.134        2.142
5.000      3.370      1.620      3.364        3.376
---------------------------------------------------------------------
                    Hydrograph Detention Basin Routing
---------------------------------------------------------------------

Graph values: 'I'= unit inflow; 'O'=outflow at time shown
---------------------------------------------------------------------
 Time   Inflow  Outflow    Storage                                    Depth
(Hours) (CFS)   (CFS)     (Ac.Ft) .0       4.1    8.25   12.37   16.49 (Ft.)
 0.083   0.64    0.00      0.002  OI      |       |       |       |     0.01
 0.167   1.25    0.01      0.009  O I     |       |       |       |     0.02
 0.250   1.26    0.02      0.017  O I     |       |       |       |     0.05
 0.333   0.78    0.03      0.024  OI      |       |       |       |     0.06
 0.417   0.36    0.04      0.028  O       |       |       |       |     0.07
 0.500   0.65    0.04      0.031  OI      |       |       |       |     0.08
 0.583   0.61    0.05      0.035  OI      |       |       |       |     0.09
 0.667   0.69    0.05      0.039  OI      |       |       |       |     0.10
 0.750   1.00    0.06      0.044  OI      |       |       |       |     0.12
 0.833   0.67    0.07      0.050  OI      |       |       |       |     0.13
 0.917   0.46    0.07      0.053  O       |       |       |       |     0.14
 1.000   0.76    0.08      0.057  OI      |       |       |       |     0.15
 1.083   1.49    0.09      0.064  O I     |       |       |       |     0.17
 1.167   2.00    0.11      0.075  O  I    |       |       |       |     0.20
 1.250   2.10    0.12      0.088  O   I   |       |       |       |     0.24
 1.333   1.88    0.14      0.101  O  I    |       |       |       |     0.27
 1.417   2.38    0.16      0.115  O   I   |       |       |       |     0.31
 1.500   3.17    0.19      0.133  O     I |       |       |       |     0.36
 1.583   3.03    0.21      0.153  O    I  |       |       |       |     0.41
 1.667   3.10    0.24      0.172  O     I |       |       |       |     0.47
 1.750   4.13    0.27      0.195  O       I       |       |       |     0.53
 1.833   4.64    0.31      0.224  O       I       |       |       |     0.60
 1.917   4.30    0.35      0.252  O       I       |       |       |     0.68
 2.000   4.18    0.39      0.279  O       I       |       |       |     0.75
 2.083   4.37    0.43      0.305  O       I       |       |       |     0.83
```

```
 2.167    5.84    0.47      0.337  O        |  I    |        |        |     0.91
 2.250    8.14    0.52      0.382  |O       |      I|        |        |     1.03
 2.333    7.48    0.53      0.432  |O       |     I |        |        |     1.14
 2.417    9.98    0.54      0.489  |O       |       |  I     |        |     1.26
 2.500   14.22    0.55      0.568  |O       |       |        |  I     |     1.44
 2.583   16.49    0.57      0.670  |O       |       |        |       I|     1.66
 2.667   15.06    0.59      0.775  |O       |       |        |    I   |     1.89
 2.750    7.80    0.60      0.849  |O       |      I|        |        |     2.04
 2.833    2.56    0.61      0.881  |O  I    |       |        |        |     2.10
 2.917    1.37    0.61      0.890  |OI      |       |        |        |     2.12
 3.000    0.88    0.61      0.894  |O       |       |        |        |     2.13
 3.083    0.39    0.61      0.894  IO       |       |        |        |     2.13
 3.167    0.08    0.61      0.891  IO       |       |        |        |     2.12
 3.250    0.02    0.61      0.887  IO       |       |        |        |     2.12
 3.333    0.00    0.61      0.883  IO       |       |        |        |     2.11
 3.417    0.00    0.61      0.879  IO       |       |        |        |     2.10
 3.500    0.00    0.61      0.875  IO       |       |        |        |     2.09
 3.583    0.00    0.61      0.871  IO       |       |        |        |     2.08
 3.667    0.00    0.61      0.866  IO       |       |        |        |     2.08
 3.750    0.00    0.61      0.862  IO       |       |        |        |     2.07
 3.833    0.00    0.61      0.858  IO       |       |        |        |     2.06
 3.917    0.00    0.60      0.854  IO       |       |        |        |     2.05
 4.000    0.00    0.60      0.850  IO       |       |        |        |     2.05
 4.083    0.00    0.60      0.846  IO       |       |        |        |     2.04
 4.167    0.00    0.60      0.841  IO       |       |        |        |     2.03
 4.250    0.00    0.60      0.837  IO       |       |        |        |     2.02
 4.333    0.00    0.60      0.833  IO       |       |        |        |     2.02
 4.417    0.00    0.60      0.829  IO       |       |        |        |     2.01
 4.500    0.00    0.60      0.825  IO       |       |        |        |     2.00
 4.583    0.00    0.60      0.821  IO       |       |        |        |     1.99
 4.667    0.00    0.60      0.817  IO       |       |        |        |     1.98
 4.750    0.00    0.60      0.812  IO       |       |        |        |     1.97
 4.833    0.00    0.60      0.808  IO       |       |        |        |     1.96
 4.917    0.00    0.60      0.804  IO       |       |        |        |     1.95
 5.000    0.00    0.60      0.800  IO       |       |        |        |     1.95
 5.083    0.00    0.59      0.796  IO       |       |        |        |     1.94
 5.167    0.00    0.59      0.792  IO       |       |        |        |     1.93
 5.250    0.00    0.59      0.788  IO       |       |        |        |     1.92
 5.333    0.00    0.59      0.784  IO       |       |        |        |     1.91
 5.417    0.00    0.59      0.780  IO       |       |        |        |     1.90
 5.500    0.00    0.59      0.776  IO       |       |        |        |     1.89
 5.583    0.00    0.59      0.772  IO       |       |        |        |     1.88
 5.667    0.00    0.59      0.767  IO       |       |        |        |     1.87
 5.750    0.00    0.59      0.763  IO       |       |        |        |     1.86
 5.833    0.00    0.59      0.759  IO       |       |        |        |     1.86
 5.917    0.00    0.59      0.755  IO       |       |        |        |     1.85
 6.000    0.00    0.59      0.751  IO       |       |        |        |     1.84
 6.083    0.00    0.59      0.747  IO       |       |        |        |     1.83
 6.167    0.00    0.59      0.743  IO       |       |        |        |     1.82
 6.250    0.00    0.58      0.739  IO       |       |        |        |     1.81
 6.333    0.00    0.58      0.735  IO       |       |        |        |     1.80
 6.417    0.00    0.58      0.731  IO       |       |        |        |     1.79
 6.500    0.00    0.58      0.727  IO       |       |        |        |     1.78
 6.583    0.00    0.58      0.723  IO       |       |        |        |     1.78
 6.667    0.00    0.58      0.719  IO       |       |        |        |     1.77
 6.750    0.00    0.58      0.715  IO       |       |        |        |     1.76
 6.833    0.00    0.58      0.711  IO       |       |        |        |     1.75
 6.917    0.00    0.58      0.707  IO       |       |        |        |     1.74
 7.000    0.00    0.58      0.703  IO       |       |        |        |     1.73
 7.083    0.00    0.58      0.699  IO       |       |        |        |     1.72
 7.167    0.00    0.58      0.695  IO       |       |        |        |     1.71
 7.250    0.00    0.58      0.691  IO       |       |        |        |     1.71
 7.333    0.00    0.58      0.687  IO       |       |        |        |     1.70
 7.417    0.00    0.58      0.683  IO       |       |        |        |     1.69
 7.500    0.00    0.57      0.679  IO       |       |        |        |     1.68
 7.583    0.00    0.57      0.675  IO       |       |        |        |     1.67
 7.667    0.00    0.57      0.671  IO       |       |        |        |     1.66
 7.750    0.00    0.57      0.667  IO       |       |        |        |     1.65
 7.833    0.00    0.57      0.664  IO       |       |        |        |     1.65
 7.917    0.00    0.57      0.660  IO       |       |        |        |     1.64
 8.000    0.00    0.57      0.656  IO       |       |        |        |     1.63
 8.083    0.00    0.57      0.652  IO       |       |        |        |     1.62
 8.167    0.00    0.57      0.648  IO       |       |        |        |     1.61
 8.250    0.00    0.57      0.644  IO       |       |        |        |     1.60
 8.333    0.00    0.57      0.640  IO       |       |        |        |     1.59
 8.417    0.00    0.57      0.636  IO       |       |        |        |     1.58
 8.500    0.00    0.57      0.632  IO       |       |        |        |     1.58
 8.583    0.00    0.57      0.628  IO       |       |        |        |     1.57
 8.667    0.00    0.56      0.624  IO       |       |        |        |     1.56
 8.750    0.00    0.56      0.620  IO       |       |        |        |     1.55
 8.833    0.00    0.56      0.617  IO       |       |        |        |     1.54
 8.917    0.00    0.56      0.613  IO       |       |        |        |     1.53
 9.000    0.00    0.56      0.609  IO       |       |        |        |     1.52
 9.083    0.00    0.56      0.605  IO       |       |        |        |     1.52
 9.167    0.00    0.56      0.601  IO       |       |        |        |     1.51
 9.250    0.00    0.56      0.597  IO       |       |        |        |     1.50
 9.333    0.00    0.56      0.593  IO       |       |        |        |     1.49
 9.417    0.00    0.56      0.590  IO       |       |        |        |     1.48
 9.500    0.00    0.56      0.586  IO       |       |        |        |     1.47
 9.583    0.00    0.56      0.582  IO       |       |        |        |     1.47
 9.667    0.00    0.56      0.578  IO       |       |        |        |     1.46
 9.750    0.00    0.56      0.574  IO       |       |        |        |     1.45
 9.833    0.00    0.56      0.570  IO       |       |        |        |     1.44
 9.917    0.00    0.55      0.567  IO       |       |        |        |     1.43
10.000    0.00    0.55      0.563  IO       |       |        |        |     1.42
```

10.083	0.00	0.55	0.559	IO					1.42
10.167	0.00	0.55	0.555	IO					1.41
10.250	0.00	0.55	0.551	IO					1.40
10.333	0.00	0.55	0.548	IO					1.39
10.417	0.00	0.55	0.544	IO					1.38
10.500	0.00	0.55	0.540	IO					1.37
10.583	0.00	0.55	0.536	IO					1.37
10.667	0.00	0.55	0.532	IO					1.36
10.750	0.00	0.55	0.529	IO					1.35
10.833	0.00	0.55	0.525	IO					1.34
10.917	0.00	0.55	0.521	IO					1.33
11.000	0.00	0.55	0.517	IO					1.32
11.083	0.00	0.55	0.514	IO					1.32
11.167	0.00	0.54	0.510	IO					1.31
11.250	0.00	0.54	0.506	IO					1.30
11.333	0.00	0.54	0.502	IO					1.29
11.417	0.00	0.54	0.499	IO					1.28
11.500	0.00	0.54	0.495	IO					1.27
11.583	0.00	0.54	0.491	IO					1.27
11.667	0.00	0.54	0.487	IO					1.26
11.750	0.00	0.54	0.484	IO					1.25
11.833	0.00	0.54	0.480	IO					1.24
11.917	0.00	0.54	0.476	IO					1.23
12.000	0.00	0.54	0.473	IO					1.23
12.083	0.00	0.54	0.469	IO					1.22
12.167	0.00	0.54	0.465	IO					1.21
12.250	0.00	0.54	0.461	IO					1.20
12.333	0.00	0.54	0.458	IO					1.19
12.417	0.00	0.53	0.454	IO					1.18
12.500	0.00	0.53	0.450	IO					1.18
12.583	0.00	0.53	0.447	IO					1.17
12.667	0.00	0.53	0.443	IO					1.16
12.750	0.00	0.53	0.439	IO					1.15
12.833	0.00	0.53	0.436	IO					1.14
12.917	0.00	0.53	0.432	IO					1.14
13.000	0.00	0.53	0.428	IO					1.13
13.083	0.00	0.53	0.425	IO					1.12
13.167	0.00	0.53	0.421	IO					1.11
13.250	0.00	0.53	0.417	IO					1.10
13.333	0.00	0.53	0.414	IO					1.10
13.417	0.00	0.53	0.410	IO					1.09
13.500	0.00	0.53	0.407	IO					1.08
13.583	0.00	0.53	0.403	IO					1.07
13.667	0.00	0.53	0.399	IO					1.06
13.750	0.00	0.52	0.396	IO					1.06
13.833	0.00	0.52	0.392	IO					1.05
13.917	0.00	0.52	0.388	IO					1.04
14.000	0.00	0.52	0.385	IO					1.03
14.083	0.00	0.52	0.381	IO					1.02
14.167	0.00	0.52	0.378	IO					1.02
14.250	0.00	0.52	0.374	IO					1.01
14.333	0.00	0.52	0.370	IO					1.00
14.417	0.00	0.52	0.367	IO					0.99
14.500	0.00	0.51	0.363	O					0.98
14.583	0.00	0.51	0.360	O					0.97
14.667	0.00	0.50	0.356	O					0.96
14.750	0.00	0.50	0.353	O					0.95
14.833	0.00	0.49	0.350	O					0.94
14.917	0.00	0.49	0.346	O					0.94
15.000	0.00	0.48	0.343	O					0.93
15.083	0.00	0.48	0.340	O					0.92
15.167	0.00	0.47	0.336	O					0.91
15.250	0.00	0.47	0.333	O					0.90
15.333	0.00	0.46	0.330	O					0.89
15.417	0.00	0.46	0.327	O					0.88
15.500	0.00	0.45	0.324	O					0.87
15.583	0.00	0.45	0.320	O					0.87
15.667	0.00	0.45	0.317	O					0.86
15.750	0.00	0.44	0.314	O					0.85
15.833	0.00	0.44	0.311	O					0.84
15.917	0.00	0.43	0.308	O					0.83
16.000	0.00	0.43	0.305	O					0.83
16.083	0.00	0.42	0.302	O					0.82
16.167	0.00	0.42	0.299	O					0.81
16.250	0.00	0.42	0.297	O					0.80
16.333	0.00	0.41	0.294	O					0.79
16.417	0.00	0.41	0.291	O					0.79
16.500	0.00	0.40	0.288	O					0.78
16.583	0.00	0.40	0.285	O					0.77
16.667	0.00	0.40	0.283	O					0.76
16.750	0.00	0.39	0.280	O					0.76
16.833	0.00	0.39	0.277	O					0.75
16.917	0.00	0.39	0.274	O					0.74
17.000	0.00	0.38	0.272	O					0.73
17.083	0.00	0.38	0.269	O					0.73
17.167	0.00	0.37	0.267	O					0.72
17.250	0.00	0.37	0.264	O					0.71
17.333	0.00	0.37	0.261	O					0.71
17.417	0.00	0.36	0.259	O					0.70
17.500	0.00	0.36	0.256	O					0.69
17.583	0.00	0.36	0.254	O					0.69
17.667	0.00	0.35	0.252	O					0.68
17.750	0.00	0.35	0.249	O					0.67
17.833	0.00	0.35	0.247	O					0.67
17.917	0.00	0.34	0.244	O					0.66

18.000	0.00	0.34	0.242	O	|	|	|	|	0.65
18.083	0.00	0.34	0.240	O	|	|	|	|	0.65
18.167	0.00	0.33	0.237	O	|	|	|	|	0.64
18.250	0.00	0.33	0.235	O	|	|	|	|	0.64
18.333	0.00	0.33	0.233	O	|	|	|	|	0.63
18.417	0.00	0.32	0.231	O	|	|	|	|	0.62
18.500	0.00	0.32	0.228	O	|	|	|	|	0.62
18.583	0.00	0.32	0.226	O	|	|	|	|	0.61
18.667	0.00	0.31	0.224	O	|	|	|	|	0.61
18.750	0.00	0.31	0.222	O	|	|	|	|	0.60
18.833	0.00	0.31	0.220	O	|	|	|	|	0.59
18.917	0.00	0.31	0.218	O	|	|	|	|	0.59
19.000	0.00	0.30	0.215	O	|	|	|	|	0.58
19.083	0.00	0.30	0.213	O	|	|	|	|	0.58
19.167	0.00	0.30	0.211	O	|	|	|	|	0.57
19.250	0.00	0.29	0.209	O	|	|	|	|	0.57
19.333	0.00	0.29	0.207	O	|	|	|	|	0.56
19.417	0.00	0.29	0.205	O	|	|	|	|	0.55
19.500	0.00	0.29	0.203	O	|	|	|	|	0.55
19.583	0.00	0.28	0.201	O	|	|	|	|	0.54
19.667	0.00	0.28	0.199	O	|	|	|	|	0.54
19.750	0.00	0.28	0.197	O	|	|	|	|	0.53
19.833	0.00	0.27	0.196	O	|	|	|	|	0.53
19.917	0.00	0.27	0.194	O	|	|	|	|	0.52
20.000	0.00	0.27	0.192	O	|	|	|	|	0.52
20.083	0.00	0.27	0.190	O	|	|	|	|	0.51
20.167	0.00	0.26	0.188	O	|	|	|	|	0.51
20.250	0.00	0.26	0.186	O	|	|	|	|	0.50
20.333	0.00	0.26	0.185	O	|	|	|	|	0.50
20.417	0.00	0.26	0.183	O	|	|	|	|	0.49
20.500	0.00	0.25	0.181	O	|	|	|	|	0.49
20.583	0.00	0.25	0.179	O	|	|	|	|	0.48
20.667	0.00	0.25	0.178	O	|	|	|	|	0.48
20.750	0.00	0.25	0.176	O	|	|	|	|	0.48
20.833	0.00	0.24	0.174	O	|	|	|	|	0.47
20.917	0.00	0.24	0.172	O	|	|	|	|	0.47
21.000	0.00	0.24	0.171	O	|	|	|	|	0.46
21.083	0.00	0.24	0.169	O	|	|	|	|	0.46
21.167	0.00	0.24	0.168	O	|	|	|	|	0.45
21.250	0.00	0.23	0.166	O	|	|	|	|	0.45
21.333	0.00	0.23	0.164	O	|	|	|	|	0.44
21.417	0.00	0.23	0.163	O	|	|	|	|	0.44
21.500	0.00	0.23	0.161	O	|	|	|	|	0.44
21.583	0.00	0.22	0.160	O	|	|	|	|	0.43
21.667	0.00	0.22	0.158	O	|	|	|	|	0.43
21.750	0.00	0.22	0.157	O	|	|	|	|	0.42
21.833	0.00	0.22	0.155	O	|	|	|	|	0.42
21.917	0.00	0.22	0.154	O	|	|	|	|	0.42
22.000	0.00	0.21	0.152	O	|	|	|	|	0.41
22.083	0.00	0.21	0.151	O	|	|	|	|	0.41
22.167	0.00	0.21	0.149	O	|	|	|	|	0.40
22.250	0.00	0.21	0.148	O	|	|	|	|	0.40
22.333	0.00	0.21	0.146	O	|	|	|	|	0.40
22.417	0.00	0.20	0.145	O	|	|	|	|	0.39
22.500	0.00	0.20	0.143	O	|	|	|	|	0.39
22.583	0.00	0.20	0.142	O	|	|	|	|	0.38
22.667	0.00	0.20	0.141	O	|	|	|	|	0.38
22.750	0.00	0.20	0.139	O	|	|	|	|	0.38
22.833	0.00	0.19	0.138	O	|	|	|	|	0.37
22.917	0.00	0.19	0.137	O	|	|	|	|	0.37
23.000	0.00	0.19	0.135	O	|	|	|	|	0.37
23.083	0.00	0.19	0.134	O	|	|	|	|	0.36
23.167	0.00	0.19	0.133	O	|	|	|	|	0.36
23.250	0.00	0.18	0.132	O	|	|	|	|	0.36
23.333	0.00	0.18	0.130	O	|	|	|	|	0.35
23.417	0.00	0.18	0.129	O	|	|	|	|	0.35
23.500	0.00	0.18	0.128	O	|	|	|	|	0.35
23.583	0.00	0.18	0.127	O	|	|	|	|	0.34
23.667	0.00	0.18	0.125	O	|	|	|	|	0.34
23.750	0.00	0.17	0.124	O	|	|	|	|	0.34
23.833	0.00	0.17	0.123	O	|	|	|	|	0.33
23.917	0.00	0.17	0.122	O	|	|	|	|	0.33
24.000	0.00	0.17	0.121	O	|	|	|	|	0.33
24.083	0.00	0.17	0.119	O	|	|	|	|	0.32
24.167	0.00	0.17	0.118	O	|	|	|	|	0.32
24.250	0.00	0.16	0.117	O	|	|	|	|	0.32
24.333	0.00	0.16	0.116	O	|	|	|	|	0.31
24.417	0.00	0.16	0.115	O	|	|	|	|	0.31
24.500	0.00	0.16	0.114	O	|	|	|	|	0.31
24.583	0.00	0.16	0.113	O	|	|	|	|	0.30
24.667	0.00	0.16	0.112	O	|	|	|	|	0.30
24.750	0.00	0.16	0.110	O	|	|	|	|	0.30
24.833	0.00	0.15	0.109	O	|	|	|	|	0.30
24.917	0.00	0.15	0.108	O	|	|	|	|	0.29
25.000	0.00	0.15	0.107	O	|	|	|	|	0.29
25.083	0.00	0.15	0.106	O	|	|	|	|	0.29
25.167	0.00	0.15	0.105	O	|	|	|	|	0.28
25.250	0.00	0.15	0.104	O	|	|	|	|	0.28
25.333	0.00	0.15	0.103	O	|	|	|	|	0.28
25.417	0.00	0.14	0.102	O	|	|	|	|	0.28
25.500	0.00	0.14	0.101	O	|	|	|	|	0.27
25.583	0.00	0.14	0.100	O	|	|	|	|	0.27
25.667	0.00	0.14	0.099	O	|	|	|	|	0.27
25.750	0.00	0.14	0.098	O	|	|	|	|	0.27
25.833	0.00	0.14	0.097	O	|	|	|	|	0.26

```
25.917    0.00    0.14      0.096  O       |       |       |       |     0.26
26.000    0.00    0.13      0.096  O       |       |       |       |     0.26
26.083    0.00    0.13      0.095  O       |       |       |       |     0.26
26.167    0.00    0.13      0.094  O       |       |       |       |     0.25
26.250    0.00    0.13      0.093  O       |       |       |       |     0.25
26.333    0.00    0.13      0.092  O       |       |       |       |     0.25
26.417    0.00    0.13      0.091  O       |       |       |       |     0.25
26.500    0.00    0.13      0.090  O       |       |       |       |     0.24
26.583    0.00    0.13      0.089  O       |       |       |       |     0.24
26.667    0.00    0.12      0.088  O       |       |       |       |     0.24
26.750    0.00    0.12      0.088  O       |       |       |       |     0.24
26.833    0.00    0.12      0.087  O       |       |       |       |     0.23
26.917    0.00    0.12      0.086  O       |       |       |       |     0.23
27.000    0.00    0.12      0.085  O       |       |       |       |     0.23
27.083    0.00    0.12      0.084  O       |       |       |       |     0.23
27.167    0.00    0.12      0.083  O       |       |       |       |     0.23
27.250    0.00    0.12      0.083  O       |       |       |       |     0.22
27.333    0.00    0.12      0.082  O       |       |       |       |     0.22
27.417    0.00    0.11      0.081  O       |       |       |       |     0.22
27.500    0.00    0.11      0.080  O       |       |       |       |     0.22
27.583    0.00    0.11      0.080  O       |       |       |       |     0.21
27.667    0.00    0.11      0.079  O       |       |       |       |     0.21
27.750    0.00    0.11      0.078  O       |       |       |       |     0.21
27.833    0.00    0.11      0.077  O       |       |       |       |     0.21
27.917    0.00    0.11      0.076  O       |       |       |       |     0.21
28.000    0.00    0.11      0.076  O       |       |       |       |     0.20
28.083    0.00    0.11      0.075  O       |       |       |       |     0.20
28.167    0.00    0.10      0.074  O       |       |       |       |     0.20
28.250    0.00    0.10      0.074  O       |       |       |       |     0.20
28.333    0.00    0.10      0.073  O       |       |       |       |     0.20
28.417    0.00    0.10      0.072  O       |       |       |       |     0.20
28.500    0.00    0.10      0.071  O       |       |       |       |     0.19
28.583    0.00    0.10      0.071  O       |       |       |       |     0.19

          Remaining water in basin =    0.07 (Ac.Ft)

          ***************************HYDROGRAPH DATA***************************
                              Number of intervals =   343
                              Time interval =    5.0 (Min.)
                              Maximum/Peak flow rate =        0.611 (CFS)
                              Total volume =       0.895 (Ac.Ft)
                    Status of hydrographs being held in storage
                               Stream 1  Stream 2  Stream 3  Stream 4  Stream 5
                    Peak (CFS)      0.000     0.000     0.000     0.000     0.000
                    Vol (Ac.Ft)      0.000     0.000     0.000     0.000     0.000
          *********************************************************************

          ---------------------------------------------------------------------
```

```
                    FLOOD HYDROGRAPH ROUTING PROGRAM
            Copyright (c) CIVILCADD/CIVILDESIGN, 1989 - 2004
                        Study date: 03/28/20

---------------------------------------------------------------------

Routing for Basin "BB"

---------------------------------------------------------------------

Program License Serial Number 4027

---------------------------------------------------------------------
******************** HYDROGRAPH INFORMATION *********************

                    From study/file name: b6100.rte
****************************HYDROGRAPH DATA****************************
                    Number of intervals =    75
                    Time interval =    5.0 (Min.)
                    Maximum/Peak flow rate =       13.590 (CFS)
                    Total volume =       1.132 (Ac.Ft)
          Status of hydrographs being held in storage
                     Stream 1  Stream 2  Stream 3  Stream 4  Stream 5
          Peak (CFS)      0.000     0.000     0.000     0.000     0.000
          Vol (Ac.Ft)      0.000     0.000     0.000     0.000     0.000
*********************************************************************


++++++++++++++++++++++++++++++++++++++++++++++++++++++++++++++++++++++
Process from Point/Station        0.000 to Point/Station        0.000
**** RETARDING BASIN ROUTING ****
______________________________________________________________________

User entry of depth-outflow-storage data
---------------------------------------------------------------------
Total number of inflow hydrograph intervals = 75
Hydrograph time unit =  5.000 (Min.)
Initial depth in storage basin =   0.00(Ft.)
---------------------------------------------------------------------
---------------------------------------------------------------------
Initial basin depth =   0.00 (Ft.)
Initial basin storage =      0.00 (Ac.Ft)
Initial basin outflow =   0.00 (CFS)
---------------------------------------------------------------------
---------------------------------------------------------------------
Depth vs. Storage and Depth vs. Discharge data:
 Basin Depth  Storage    Outflow   (S-O*dt/2)   (S+O*dt/2)
     (Ft.)    (Ac.Ft)    (CFS)     (Ac.Ft)    (Ac.Ft)
---------------------------------------------------------------------
0.000      0.000      0.000      0.000        0.000
1.000      0.370      0.520      0.368        0.372
2.000      0.825      0.600      0.823        0.827
3.000      1.366      0.690      1.364        1.368
4.000      2.138      1.070      2.134        2.142
5.000      3.370      1.620      3.364        3.376
---------------------------------------------------------------------
                    Hydrograph Detention Basin Routing
---------------------------------------------------------------------

Graph values: 'I'= unit inflow; 'O'=outflow at time shown
---------------------------------------------------------------------
 Time   Inflow  Outflow    Storage                                    Depth
(Hours) (CFS)   (CFS)     (Ac.Ft) .0       3.4    6.80   10.19   13.59 (Ft.)
 0.083   0.31    0.00      0.001  O       |       |       |       |     0.00
 0.167   0.68    0.01      0.004  OI      |       |       |       |     0.01
 0.250   0.79    0.01      0.009  OI      |       |       |       |     0.03
 0.333   0.82    0.02      0.015  OI      |       |       |       |     0.04
 0.417   0.82    0.03      0.020  OI      |       |       |       |     0.06
 0.500   0.89    0.04      0.026  O I     |       |       |       |     0.07
 0.583   0.95    0.05      0.032  O I     |       |       |       |     0.09
 0.667   0.96    0.05      0.038  O I     |       |       |       |     0.10
 0.750   0.96    0.06      0.045  O I     |       |       |       |     0.12
 0.833   0.96    0.07      0.051  O I     |       |       |       |     0.14
 0.917   0.96    0.08      0.057  O I     |       |       |       |     0.15
 1.000   1.02    0.09      0.063  O I     |       |       |       |     0.17
 1.083   1.08    0.10      0.070  O I     |       |       |       |     0.19
 1.167   1.09    0.11      0.076  O I     |       |       |       |     0.21
 1.250   1.10    0.12      0.083  O I     |       |       |       |     0.22
 1.333   1.10    0.13      0.090  O I     |       |       |       |     0.24
 1.417   1.10    0.14      0.097  O I     |       |       |       |     0.26
 1.500   1.10    0.14      0.103  O I     |       |       |       |     0.28
 1.583   1.10    0.15      0.110  O I     |       |       |       |     0.30
 1.667   1.10    0.16      0.116  O I     |       |       |       |     0.31
 1.750   1.10    0.17      0.123  O I     |       |       |       |     0.33
 1.833   1.10    0.18      0.129  O I     |       |       |       |     0.35
 1.917   1.10    0.19      0.135  O I     |       |       |       |     0.37
 2.000   1.16    0.20      0.142  O I     |       |       |       |     0.38
 2.083   1.16    0.21      0.148  O I     |       |       |       |     0.40
```

2.167	1.17	0.22	0.155	O I					0.42
2.250	1.22	0.23	0.161	O I					0.44
2.333	1.23	0.24	0.168	O I					0.45
2.417	1.23	0.25	0.175	O I					0.47
2.500	1.23	0.26	0.182	O I					0.49
2.583	1.23	0.27	0.189	O I					0.51
2.667	1.23	0.27	0.195	O I					0.53
2.750	1.30	0.28	0.202	O I					0.55
2.833	1.36	0.29	0.209	O I					0.57
2.917	1.37	0.30	0.217	O I					0.59
3.000	1.37	0.31	0.224	O I					0.61
3.083	1.37	0.32	0.231	O I					0.62
3.167	0.76	0.33	0.236	OI					0.64
3.250	0.16	0.33	0.237	O					0.64
3.333	0.06	0.33	0.236	O					0.64
3.417	0.18	0.33	0.234	O					0.63
3.500	0.49	0.33	0.234	OI					0.63
3.583	0.83	0.33	0.236	OI					0.64
3.667	1.01	0.34	0.240	O I					0.65
3.750	1.20	0.35	0.246	O I					0.66
3.833	1.36	0.35	0.252	O I					0.68
3.917	1.55	0.37	0.260	O I					0.70
4.000	1.71	0.38	0.268	O I					0.73
4.083	1.89	0.39	0.278	O I					0.75
4.167	2.21	0.41	0.290	O I					0.78
4.250	2.54	0.43	0.303	|O I					0.82
4.333	2.88	0.45	0.319	|O I					0.86
4.417	3.23	0.47	0.337	|O I					0.91
4.500	3.41	0.50	0.356	|O I					0.96
4.583	3.61	0.52	0.377	|O I					1.01
4.667	3.92	0.53	0.399	|O I					1.06
4.750	4.26	0.53	0.424	|O I					1.12
4.833	4.44	0.53	0.450	|O I					1.18
4.917	4.64	0.54	0.477	|O I					1.24
5.000	4.95	0.54	0.507	|O I					1.30
5.083	5.91	0.55	0.540	|O I					1.37
5.167	7.49	0.56	0.583	|O	I				1.47
5.250	8.86	0.57	0.635	|O	I				1.58
5.333	9.96	0.58	0.696	|O	I				1.72
5.417	11.32	0.59	0.765	|O	I				1.87
5.500	13.59	0.60	0.847	|O	I				2.04
5.583	9.30	0.62	0.922	|O	I				2.18
5.667	3.28	0.62	0.961	|O I					2.25
5.750	1.51	0.62	0.973	|O I					2.27
5.833	0.84	0.63	0.977	|O					2.28
5.917	0.58	0.63	0.977	|O					2.28
6.000	0.38	0.63	0.976	IO					2.28
6.083	0.17	0.62	0.974	IO					2.28
6.167	0.03	0.62	0.970	IO					2.27
6.250	0.01	0.62	0.966	IO					2.26
6.333	0.00	0.62	0.962	IO					2.25
6.417	0.00	0.62	0.957	IO					2.24
6.500	0.00	0.62	0.953	IO					2.24
6.583	0.00	0.62	0.949	IO					2.23
6.667	0.00	0.62	0.945	IO					2.22
6.750	0.00	0.62	0.940	IO					2.21
6.833	0.00	0.62	0.936	IO					2.21
6.917	0.00	0.62	0.932	IO					2.20
7.000	0.00	0.62	0.928	IO					2.19
7.083	0.00	0.62	0.923	IO					2.18
7.167	0.00	0.62	0.919	IO					2.17
7.250	0.00	0.61	0.915	IO					2.17
7.333	0.00	0.61	0.911	IO					2.16
7.417	0.00	0.61	0.906	IO					2.15
7.500	0.00	0.61	0.902	IO					2.14
7.583	0.00	0.61	0.898	IO					2.13
7.667	0.00	0.61	0.894	IO					2.13
7.750	0.00	0.61	0.890	IO					2.12
7.833	0.00	0.61	0.885	IO					2.11
7.917	0.00	0.61	0.881	IO					2.10
8.000	0.00	0.61	0.877	IO					2.10
8.083	0.00	0.61	0.873	IO					2.09
8.167	0.00	0.61	0.869	IO					2.08
8.250	0.00	0.61	0.864	IO					2.07
8.333	0.00	0.61	0.860	IO					2.07
8.417	0.00	0.61	0.856	IO					2.06
8.500	0.00	0.60	0.852	IO					2.05
8.583	0.00	0.60	0.848	IO					2.04
8.667	0.00	0.60	0.844	IO					2.03
8.750	0.00	0.60	0.839	IO					2.03
8.833	0.00	0.60	0.835	IO					2.02
8.917	0.00	0.60	0.831	IO					2.01
9.000	0.00	0.60	0.827	IO					2.00
9.083	0.00	0.60	0.823	IO					2.00
9.167	0.00	0.60	0.819	IO					1.99
9.250	0.00	0.60	0.815	IO					1.98
9.333	0.00	0.60	0.811	IO					1.97
9.417	0.00	0.60	0.806	IO					1.96
9.500	0.00	0.60	0.802	IO					1.95
9.583	0.00	0.60	0.798	IO					1.94
9.667	0.00	0.59	0.794	IO					1.93
9.750	0.00	0.59	0.790	IO					1.92
9.833	0.00	0.59	0.786	IO					1.91
9.917	0.00	0.59	0.782	IO					1.91
10.000	0.00	0.59	0.778	IO					1.90

10.083	0.00	0.59	0.774	IO				1.89
10.167	0.00	0.59	0.770	IO				1.88
10.250	0.00	0.59	0.766	IO				1.87
10.333	0.00	0.59	0.761	IO				1.86
10.417	0.00	0.59	0.757	IO				1.85
10.500	0.00	0.59	0.753	IO				1.84
10.583	0.00	0.59	0.749	IO				1.83
10.667	0.00	0.59	0.745	IO				1.82
10.750	0.00	0.59	0.741	IO				1.82
10.833	0.00	0.58	0.737	IO				1.81
10.917	0.00	0.58	0.733	IO				1.80
11.000	0.00	0.58	0.729	IO				1.79
11.083	0.00	0.58	0.725	IO				1.78
11.167	0.00	0.58	0.721	IO				1.77
11.250	0.00	0.58	0.717	IO				1.76
11.333	0.00	0.58	0.713	IO				1.75
11.417	0.00	0.58	0.709	IO				1.75
11.500	0.00	0.58	0.705	IO				1.74
11.583	0.00	0.58	0.701	IO				1.73
11.667	0.00	0.58	0.697	IO				1.72
11.750	0.00	0.58	0.693	IO				1.71
11.833	0.00	0.58	0.689	IO				1.70
11.917	0.00	0.58	0.685	IO				1.69
12.000	0.00	0.57	0.681	IO				1.68
12.083	0.00	0.57	0.677	IO				1.68
12.167	0.00	0.57	0.673	IO				1.67
12.250	0.00	0.57	0.670	IO				1.66
12.333	0.00	0.57	0.666	IO				1.65
12.417	0.00	0.57	0.662	IO				1.64
12.500	0.00	0.57	0.658	IO				1.63
12.583	0.00	0.57	0.654	IO				1.62
12.667	0.00	0.57	0.650	IO				1.62
12.750	0.00	0.57	0.646	IO				1.61
12.833	0.00	0.57	0.642	IO				1.60
12.917	0.00	0.57	0.638	IO				1.59
13.000	0.00	0.57	0.634	IO				1.58
13.083	0.00	0.57	0.630	IO				1.57
13.167	0.00	0.57	0.626	IO				1.56
13.250	0.00	0.56	0.623	IO				1.55
13.333	0.00	0.56	0.619	IO				1.55
13.417	0.00	0.56	0.615	IO				1.54
13.500	0.00	0.56	0.611	IO				1.53
13.583	0.00	0.56	0.607	IO				1.52
13.667	0.00	0.56	0.603	IO				1.51
13.750	0.00	0.56	0.599	IO				1.50
13.833	0.00	0.56	0.595	IO				1.50
13.917	0.00	0.56	0.592	IO				1.49
14.000	0.00	0.56	0.588	IO				1.48
14.083	0.00	0.56	0.584	IO				1.47
14.167	0.00	0.56	0.580	IO				1.46
14.250	0.00	0.56	0.576	IO				1.45
14.333	0.00	0.56	0.572	IO				1.44
14.417	0.00	0.55	0.569	IO				1.44
14.500	0.00	0.55	0.565	IO				1.43
14.583	0.00	0.55	0.561	IO				1.42
14.667	0.00	0.55	0.557	IO				1.41
14.750	0.00	0.55	0.553	IO				1.40
14.833	0.00	0.55	0.550	IO				1.39
14.917	0.00	0.55	0.546	IO				1.39
15.000	0.00	0.55	0.542	IO				1.38
15.083	0.00	0.55	0.538	IO				1.37
15.167	0.00	0.55	0.534	IO				1.36
15.250	0.00	0.55	0.531	IO				1.35
15.333	0.00	0.55	0.527	IO				1.34
15.417	0.00	0.55	0.523	IO				1.34
15.500	0.00	0.55	0.519	IO				1.33
15.583	0.00	0.55	0.516	IO				1.32
15.667	0.00	0.54	0.512	IO				1.31
15.750	0.00	0.54	0.508	IO				1.30
15.833	0.00	0.54	0.504	IO				1.30
15.917	0.00	0.54	0.501	IO				1.29
16.000	0.00	0.54	0.497	IO				1.28
16.083	0.00	0.54	0.493	IO				1.27
16.167	0.00	0.54	0.489	IO				1.26
16.250	0.00	0.54	0.486	IO				1.25
16.333	0.00	0.54	0.482	IO				1.25
16.417	0.00	0.54	0.478	IO				1.24
16.500	0.00	0.54	0.474	IO				1.23
16.583	0.00	0.54	0.471	IO				1.22
16.667	0.00	0.54	0.467	IO				1.21
16.750	0.00	0.54	0.463	IO				1.21
16.833	0.00	0.54	0.460	IO				1.20
16.917	0.00	0.54	0.456	IO				1.19
17.000	0.00	0.53	0.452	IO				1.18
17.083	0.00	0.53	0.449	IO				1.17
17.167	0.00	0.53	0.445	IO				1.16
17.250	0.00	0.53	0.441	IO				1.16
17.333	0.00	0.53	0.438	IO				1.15
17.417	0.00	0.53	0.434	IO				1.14
17.500	0.00	0.53	0.430	IO				1.13
17.583	0.00	0.53	0.427	IO				1.12
17.667	0.00	0.53	0.423	IO				1.12
17.750	0.00	0.53	0.419	IO				1.11
17.833	0.00	0.53	0.416	IO				1.10
17.917	0.00	0.53	0.412	IO				1.09

18.000	0.00	0.53	0.408	IO					1.08
18.083	0.00	0.53	0.405	IO					1.08
18.167	0.00	0.53	0.401	IO					1.07
18.250	0.00	0.52	0.398	IO					1.06
18.333	0.00	0.52	0.394	IO					1.05
18.417	0.00	0.52	0.390	IO					1.04
18.500	0.00	0.52	0.387	IO					1.04
18.583	0.00	0.52	0.383	IO					1.03
18.667	0.00	0.52	0.380	IO					1.02
18.750	0.00	0.52	0.376	IO					1.01
18.833	0.00	0.52	0.372	IO					1.01
18.917	0.00	0.52	0.369	IO					1.00
19.000	0.00	0.51	0.365	IO					0.99
19.083	0.00	0.51	0.362	IO					0.98
19.167	0.00	0.50	0.358	IO					0.97
19.250	0.00	0.50	0.355	IO					0.96
19.333	0.00	0.49	0.351	IO					0.95
19.417	0.00	0.49	0.348	IO					0.94
19.500	0.00	0.48	0.345	IO					0.93
19.583	0.00	0.48	0.341	IO					0.92
19.667	0.00	0.48	0.338	IO					0.91
19.750	0.00	0.47	0.335	IO					0.90
19.833	0.00	0.47	0.332	IO					0.90
19.917	0.00	0.46	0.328	IO					0.89
20.000	0.00	0.46	0.325	IO					0.88
20.083	0.00	0.45	0.322	IO					0.87
20.167	0.00	0.45	0.319	IO					0.86
20.250	0.00	0.44	0.316	IO					0.85
20.333	0.00	0.44	0.313	IO					0.85
20.417	0.00	0.44	0.310	IO					0.84
20.500	0.00	0.43	0.307	IO					0.83
20.583	0.00	0.43	0.304	IO					0.82
20.667	0.00	0.42	0.301	O					0.81
20.750	0.00	0.42	0.298	O					0.81
20.833	0.00	0.41	0.295	O					0.80
20.917	0.00	0.41	0.292	O					0.79
21.000	0.00	0.41	0.290	O					0.78
21.083	0.00	0.40	0.287	O					0.77
21.167	0.00	0.40	0.284	O					0.77
21.250	0.00	0.40	0.281	O					0.76
21.333	0.00	0.39	0.279	O					0.75
21.417	0.00	0.39	0.276	O					0.75
21.500	0.00	0.38	0.273	O					0.74
21.583	0.00	0.38	0.271	O					0.73
21.667	0.00	0.38	0.268	O					0.72
21.750	0.00	0.37	0.265	O					0.72
21.833	0.00	0.37	0.263	O					0.71
21.917	0.00	0.37	0.260	O					0.70
22.000	0.00	0.36	0.258	O					0.70
22.083	0.00	0.36	0.255	O					0.69
22.167	0.00	0.36	0.253	O					0.68
22.250	0.00	0.35	0.250	O					0.68
22.333	0.00	0.35	0.248	O					0.67
22.417	0.00	0.35	0.246	O					0.66
22.500	0.00	0.34	0.243	O					0.66
22.583	0.00	0.34	0.241	O					0.65
22.667	0.00	0.34	0.239	O					0.64
22.750	0.00	0.33	0.236	O					0.64
22.833	0.00	0.33	0.234	O					0.63
22.917	0.00	0.33	0.232	O					0.63
23.000	0.00	0.32	0.230	O					0.62
23.083	0.00	0.32	0.227	O					0.61
23.167	0.00	0.32	0.225	O					0.61
23.250	0.00	0.31	0.223	O					0.60
23.333	0.00	0.31	0.221	O					0.60
23.417	0.00	0.31	0.219	O					0.59
23.500	0.00	0.30	0.217	O					0.59
23.583	0.00	0.30	0.214	O					0.58
23.667	0.00	0.30	0.212	O					0.57
23.750	0.00	0.30	0.210	O					0.57
23.833	0.00	0.29	0.208	O					0.56
23.917	0.00	0.29	0.206	O					0.56
24.000	0.00	0.29	0.204	O					0.55
24.083	0.00	0.28	0.202	O					0.55
24.167	0.00	0.28	0.200	O					0.54
24.250	0.00	0.28	0.198	O					0.54
24.333	0.00	0.28	0.197	O					0.53
24.417	0.00	0.27	0.195	O					0.53
24.500	0.00	0.27	0.193	O					0.52
24.583	0.00	0.27	0.191	O					0.52
24.667	0.00	0.27	0.189	O					0.51
24.750	0.00	0.26	0.187	O					0.51
24.833	0.00	0.26	0.185	O					0.50
24.917	0.00	0.26	0.184	O					0.50
25.000	0.00	0.26	0.182	O					0.49
25.083	0.00	0.25	0.180	O					0.49
25.167	0.00	0.25	0.178	O					0.48
25.250	0.00	0.25	0.177	O					0.48
25.333	0.00	0.25	0.175	O					0.47
25.417	0.00	0.24	0.173	O					0.47
25.500	0.00	0.24	0.172	O					0.46
25.583	0.00	0.24	0.170	O					0.46
25.667	0.00	0.24	0.168	O					0.46
25.750	0.00	0.23	0.167	O					0.45
25.833	0.00	0.23	0.165	O					0.45

25.917	0.00	0.23	0.164	O	|	|	|	|	0.44
26.000	0.00	0.23	0.162	O	|	|	|	|	0.44
26.083	0.00	0.23	0.160	O	|	|	|	|	0.43
26.167	0.00	0.22	0.159	O	|	|	|	|	0.43
26.250	0.00	0.22	0.157	O	|	|	|	|	0.43
26.333	0.00	0.22	0.156	O	|	|	|	|	0.42
26.417	0.00	0.22	0.154	O	|	|	|	|	0.42
26.500	0.00	0.21	0.153	O	|	|	|	|	0.41
26.583	0.00	0.21	0.151	O	|	|	|	|	0.41
26.667	0.00	0.21	0.150	O	|	|	|	|	0.41
26.750	0.00	0.21	0.148	O	|	|	|	|	0.40
26.833	0.00	0.21	0.147	O	|	|	|	|	0.40
26.917	0.00	0.20	0.146	O	|	|	|	|	0.39
27.000	0.00	0.20	0.144	O	|	|	|	|	0.39
27.083	0.00	0.20	0.143	O	|	|	|	|	0.39
27.167	0.00	0.20	0.141	O	|	|	|	|	0.38
27.250	0.00	0.20	0.140	O	|	|	|	|	0.38
27.333	0.00	0.19	0.139	O	|	|	|	|	0.37
27.417	0.00	0.19	0.137	O	|	|	|	|	0.37
27.500	0.00	0.19	0.136	O	|	|	|	|	0.37
27.583	0.00	0.19	0.135	O	|	|	|	|	0.36
27.667	0.00	0.19	0.133	O	|	|	|	|	0.36
27.750	0.00	0.19	0.132	O	|	|	|	|	0.36
27.833	0.00	0.18	0.131	O	|	|	|	|	0.35
27.917	0.00	0.18	0.130	O	|	|	|	|	0.35
28.000	0.00	0.18	0.128	O	|	|	|	|	0.35
28.083	0.00	0.18	0.127	O	|	|	|	|	0.34
28.167	0.00	0.18	0.126	O	|	|	|	|	0.34
28.250	0.00	0.18	0.125	O	|	|	|	|	0.34
28.333	0.00	0.17	0.124	O	|	|	|	|	0.33
28.417	0.00	0.17	0.122	O	|	|	|	|	0.33
28.500	0.00	0.17	0.121	O	|	|	|	|	0.33
28.583	0.00	0.17	0.120	O	|	|	|	|	0.32
28.667	0.00	0.17	0.119	O	|	|	|	|	0.32
28.750	0.00	0.17	0.118	O	|	|	|	|	0.32
28.833	0.00	0.16	0.117	O	|	|	|	|	0.32
28.917	0.00	0.16	0.115	O	|	|	|	|	0.31
29.000	0.00	0.16	0.114	O	|	|	|	|	0.31
29.083	0.00	0.16	0.113	O	|	|	|	|	0.31
29.167	0.00	0.16	0.112	O	|	|	|	|	0.30
29.250	0.00	0.16	0.111	O	|	|	|	|	0.30
29.333	0.00	0.15	0.110	O	|	|	|	|	0.30
29.417	0.00	0.15	0.109	O	|	|	|	|	0.29
29.500	0.00	0.15	0.108	O	|	|	|	|	0.29
29.583	0.00	0.15	0.107	O	|	|	|	|	0.29
29.667	0.00	0.15	0.106	O	|	|	|	|	0.29
29.750	0.00	0.15	0.105	O	|	|	|	|	0.28
29.833	0.00	0.15	0.104	O	|	|	|	|	0.28
29.917	0.00	0.14	0.103	O	|	|	|	|	0.28
30.000	0.00	0.14	0.102	O	|	|	|	|	0.28
30.083	0.00	0.14	0.101	O	|	|	|	|	0.27
30.167	0.00	0.14	0.100	O	|	|	|	|	0.27
30.250	0.00	0.14	0.099	O	|	|	|	|	0.27
30.333	0.00	0.14	0.098	O	|	|	|	|	0.26
30.417	0.00	0.14	0.097	O	|	|	|	|	0.26
30.500	0.00	0.13	0.096	O	|	|	|	|	0.26
30.583	0.00	0.13	0.095	O	|	|	|	|	0.26
30.667	0.00	0.13	0.094	O	|	|	|	|	0.25
30.750	0.00	0.13	0.093	O	|	|	|	|	0.25
30.833	0.00	0.13	0.092	O	|	|	|	|	0.25
30.917	0.00	0.13	0.092	O	|	|	|	|	0.25
31.000	0.00	0.13	0.091	O	|	|	|	|	0.24
31.083	0.00	0.13	0.090	O	|	|	|	|	0.24
31.167	0.00	0.12	0.089	O	|	|	|	|	0.24
31.250	0.00	0.12	0.088	O	|	|	|	|	0.24
31.333	0.00	0.12	0.087	O	|	|	|	|	0.24
31.417	0.00	0.12	0.086	O	|	|	|	|	0.23
31.500	0.00	0.12	0.086	O	|	|	|	|	0.23
31.583	0.00	0.12	0.085	O	|	|	|	|	0.23
31.667	0.00	0.12	0.084	O	|	|	|	|	0.23
31.750	0.00	0.12	0.083	O	|	|	|	|	0.22
31.833	0.00	0.12	0.082	O	|	|	|	|	0.22
31.917	0.00	0.11	0.081	O	|	|	|	|	0.22
32.000	0.00	0.11	0.081	O	|	|	|	|	0.22
32.083	0.00	0.11	0.080	O	|	|	|	|	0.22
32.167	0.00	0.11	0.079	O	|	|	|	|	0.21
32.250	0.00	0.11	0.078	O	|	|	|	|	0.21
32.333	0.00	0.11	0.078	O	|	|	|	|	0.21
32.417	0.00	0.11	0.077	O	|	|	|	|	0.21
32.500	0.00	0.11	0.076	O	|	|	|	|	0.21
32.583	0.00	0.11	0.075	O	|	|	|	|	0.20
32.667	0.00	0.10	0.075	O	|	|	|	|	0.20
32.750	0.00	0.10	0.074	O	|	|	|	|	0.20
32.833	0.00	0.10	0.073	O	|	|	|	|	0.20
32.917	0.00	0.10	0.073	O	|	|	|	|	0.20
33.000	0.00	0.10	0.072	O	|	|	|	|	0.19
33.083	0.00	0.10	0.071	O	|	|	|	|	0.19

Remaining water in basin = 0.07 (Ac.Ft)

**********HYDROGRAPH DATA**********

Number of intervals = 397

Time interval = 5.0 (Min.)

```
                    Maximum/Peak flow rate =        0.625 (CFS)
                    Total volume =       1.061 (Ac.Ft)
          Status of hydrographs being held in storage
                     Stream 1  Stream 2  Stream 3  Stream 4  Stream 5
          Peak (CFS)      0.000     0.000     0.000     0.000     0.000
          Vol (Ac.Ft)      0.000     0.000     0.000     0.000     0.000
*********************************************************************

---------------------------------------------------------------------
```

```
                    FLOOD HYDROGRAPH ROUTING PROGRAM
            Copyright (c) CIVILCADD/CIVILDESIGN, 1989 - 2004
                        Study date: 03/28/20

--------------------------------------------------------------------

Routing for Basin "BB"

--------------------------------------------------------------------

Program License Serial Number 4027

--------------------------------------------------------------------
******************** HYDROGRAPH INFORMATION *********************

                    From study/file name: b24100.rte
***************************HYDROGRAPH DATA****************************
                    Number of intervals =   291
                    Time interval =    5.0 (Min.)
                    Maximum/Peak flow rate =        3.071 (CFS)
                    Total volume =       1.412 (Ac.Ft)
          Status of hydrographs being held in storage
                     Stream 1  Stream 2  Stream 3  Stream 4  Stream 5
          Peak (CFS)      0.000     0.000     0.000     0.000     0.000
          Vol (Ac.Ft)      0.000     0.000     0.000     0.000     0.000
**********************************************************************


++++++++++++++++++++++++++++++++++++++++++++++++++++++++++++++++++++++
Process from Point/Station        0.000 to Point/Station        0.000
**** RETARDING BASIN ROUTING ****
______________________________________________________________________

User entry of depth-outflow-storage data
--------------------------------------------------------------------
Total number of inflow hydrograph intervals = 291
Hydrograph time unit =  5.000 (Min.)
Initial depth in storage basin =   0.00(Ft.)
--------------------------------------------------------------------
--------------------------------------------------------------------
Initial basin depth =   0.00 (Ft.)
Initial basin storage =      0.00 (Ac.Ft)
Initial basin outflow =   0.00 (CFS)
--------------------------------------------------------------------
--------------------------------------------------------------------
Depth vs. Storage and Depth vs. Discharge data:
 Basin Depth  Storage    Outflow   (S-O*dt/2)   (S+O*dt/2)
     (Ft.)    (Ac.Ft)    (CFS)     (Ac.Ft)    (Ac.Ft)
--------------------------------------------------------------------
0.000      0.000      0.000      0.000        0.000
1.000      0.370      0.520      0.368        0.372
2.000      0.825      0.600      0.823        0.827
3.000      1.366      0.690      1.364        1.368
4.000      2.138      1.070      2.134        2.142
5.000      3.370      1.620      3.364        3.376
--------------------------------------------------------------------
                    Hydrograph Detention Basin Routing
--------------------------------------------------------------------

Graph values: 'I'= unit inflow; 'O'=outflow at time shown
--------------------------------------------------------------------
 Time   Inflow  Outflow    Storage                                    Depth
(Hours) (CFS)   (CFS)     (Ac.Ft) .0       0.8    1.54    2.30    3.07 (Ft.)
 0.083   0.07    0.00      0.000  O       |       |       |       |     0.00
 0.167   0.13    0.00      0.001  OI      |       |       |       |     0.00
 0.250   0.14    0.00      0.002  OI      |       |       |       |     0.01
 0.333   0.18    0.00      0.003  OI      |       |       |       |     0.01
 0.417   0.21    0.01      0.004  O I     |       |       |       |     0.01
 0.500   0.22    0.01      0.006  O I     |       |       |       |     0.02
 0.583   0.22    0.01      0.007  O I     |       |       |       |     0.02
 0.667   0.22    0.01      0.009  O I     |       |       |       |     0.02
 0.750   0.22    0.01      0.010  O I     |       |       |       |     0.03
 0.833   0.26    0.02      0.012  O I     |       |       |       |     0.03
 0.917   0.29    0.02      0.013  O  I    |       |       |       |     0.04
 1.000   0.29    0.02      0.015  O  I    |       |       |       |     0.04
 1.083   0.26    0.02      0.017  O I     |       |       |       |     0.05
 1.167   0.23    0.03      0.019  O I     |       |       |       |     0.05
 1.250   0.22    0.03      0.020  O I     |       |       |       |     0.05
 1.333   0.22    0.03      0.021  O I     |       |       |       |     0.06
 1.417   0.22    0.03      0.023  O I     |       |       |       |     0.06
 1.500   0.22    0.03      0.024  O I     |       |       |       |     0.06
 1.583   0.22    0.04      0.025  O I     |       |       |       |     0.07
 1.667   0.22    0.04      0.026  O I     |       |       |       |     0.07
 1.750   0.22    0.04      0.028  O I     |       |       |       |     0.07
 1.833   0.26    0.04      0.029  O I     |       |       |       |     0.08
 1.917   0.29    0.04      0.031  O  I    |       |       |       |     0.08
 2.000   0.29    0.05      0.032  O  I    |       |       |       |     0.09
 2.083   0.30    0.05      0.034  O  I    |       |       |       |     0.09
```

2.167	0.30	0.05	0.036	O	I				0.10
2.250	0.30	0.05	0.037	O	I				0.10
2.333	0.30	0.05	0.039	O	I				0.11
2.417	0.30	0.06	0.041	O	I				0.11
2.500	0.30	0.06	0.042	O	I				0.11
2.583	0.33	0.06	0.044	O	I				0.12
2.667	0.36	0.06	0.046	O	I				0.12
2.750	0.37	0.07	0.048	O	I				0.13
2.833	0.37	0.07	0.050	O	I				0.14
2.917	0.37	0.07	0.052	O	I				0.14
3.000	0.37	0.08	0.054	O	I				0.15
3.083	0.37	0.08	0.056	O	I				0.15
3.167	0.37	0.08	0.058	O	I				0.16
3.250	0.37	0.08	0.060	O	I				0.16
3.333	0.37	0.09	0.062	O	I				0.17
3.417	0.37	0.09	0.064	O	I				0.17
3.500	0.37	0.09	0.066	O	I				0.18
3.583	0.37	0.10	0.068	O	I				0.18
3.667	0.37	0.10	0.070	O	I				0.19
3.750	0.37	0.10	0.072	O	I				0.19
3.833	0.40	0.10	0.074	O	I				0.20
3.917	0.44	0.11	0.076	O	I				0.21
4.000	0.44	0.11	0.078	O	I				0.21
4.083	0.44	0.11	0.080	O	I				0.22
4.167	0.44	0.12	0.083	O	I				0.22
4.250	0.44	0.12	0.085	O	I				0.23
4.333	0.48	0.12	0.087	O	I				0.24
4.417	0.51	0.13	0.090	O	I				0.24
4.500	0.52	0.13	0.093	O	I				0.25
4.583	0.52	0.13	0.095	O	I				0.26
4.667	0.52	0.14	0.098	O	I				0.26
4.750	0.52	0.14	0.100	O	I				0.27
4.833	0.55	0.14	0.103	O	I				0.28
4.917	0.58	0.15	0.106	O	I				0.29
5.000	0.59	0.15	0.109	O	I				0.29
5.083	0.52	0.16	0.112	O	I				0.30
5.167	0.46	0.16	0.114	O	I				0.31
5.250	0.45	0.16	0.116	O	I				0.31
5.333	0.48	0.17	0.118	O	I				0.32
5.417	0.51	0.17	0.120	O	I				0.33
5.500	0.52	0.17	0.123	O	I				0.33
5.583	0.55	0.18	0.125	O	I				0.34
5.667	0.58	0.18	0.128	O	I				0.35
5.750	0.59	0.18	0.131	O	I				0.35
5.833	0.59	0.19	0.134	O	I				0.36
5.917	0.59	0.19	0.136	O	I				0.37
6.000	0.59	0.20	0.139	O	I				0.38
6.083	0.63	0.20	0.142	O	I				0.38
6.167	0.66	0.20	0.145	O	I				0.39
6.250	0.66	0.21	0.148	O	I				0.40
6.333	0.67	0.21	0.151	O	I				0.41
6.417	0.67	0.22	0.154	O	I				0.42
6.500	0.67	0.22	0.157	O	I				0.43
6.583	0.70	0.23	0.161	O	I				0.43
6.667	0.73	0.23	0.164	O	I				0.44
6.750	0.74	0.24	0.167	O	I				0.45
6.833	0.74	0.24	0.171	O	I				0.46
6.917	0.74	0.24	0.174	O	I				0.47
7.000	0.74	0.25	0.178	O	I				0.48
7.083	0.74	0.25	0.181	O	I				0.49
7.167	0.74	0.26	0.184	O	I				0.50
7.250	0.74	0.26	0.188	O	I				0.51
7.333	0.77	0.27	0.191	O	I				0.52
7.417	0.81	0.27	0.195	O	I				0.53
7.500	0.81	0.28	0.198	O	I				0.54
7.583	0.85	0.28	0.202	O	I				0.55
7.667	0.88	0.29	0.206	O	I				0.56
7.750	0.89	0.30	0.210	O	I				0.57
7.833	0.92	0.30	0.214	O	I				0.58
7.917	0.95	0.31	0.219	O	I				0.59
8.000	0.96	0.31	0.223	O	I				0.60
8.083	1.03	0.32	0.228	O	I				0.62
8.167	1.10	0.33	0.233	O	I				0.63
8.250	1.11	0.33	0.238	O	I				0.64
8.333	1.11	0.34	0.243	O	I				0.66
8.417	1.11	0.35	0.249	O	I				0.67
8.500	1.11	0.36	0.254	O	I				0.69
8.583	1.14	0.36	0.259	O	I				0.70
8.667	1.18	0.37	0.265	O	I				0.72
8.750	1.18	0.38	0.270	O	I				0.73
8.833	1.22	0.39	0.276	O	I				0.75
8.917	1.25	0.40	0.282	O	I				0.76
9.000	1.26	0.40	0.288	O	I				0.78
9.083	1.33	0.41	0.294	O	I				0.79
9.167	1.39	0.42	0.300	O	I				0.81
9.250	1.40	0.43	0.307	O	I				0.83
9.333	1.44	0.44	0.314	O	I				0.85
9.417	1.47	0.45	0.321	O	I				0.87
9.500	1.48	0.46	0.328	O	I				0.89
9.583	1.51	0.47	0.335	O	I				0.90
9.667	1.55	0.48	0.342	O	I				0.92
9.750	1.55	0.49	0.349	O	I				0.94
9.833	0.88	0.50	0.354	O	I				0.96
9.917	0.24	0.50	0.355	I	O				0.96
10.000	0.14	0.50	0.352	I	O				0.95

```
10.083    0.57    0.49      0.351  |    O  |       |       |       |     0.95
10.167    1.01    0.50      0.353  |    O  | I     |       |       |     0.96
10.250    1.09    0.50      0.357  |    O  |  I    |       |       |     0.97
10.333    1.11    0.51      0.361  |    O  |  I    |       |       |     0.98
10.417    1.11    0.51      0.365  |    O  |  I    |       |       |     0.99
10.500    1.11    0.52      0.370  |    O  |  I    |       |       |     1.00
10.583    1.28    0.52      0.374  |    O  |    I  |       |       |     1.01
10.667    1.44    0.52      0.380  |    O  |      I|       |       |     1.02
10.750    1.47    0.52      0.386  |    O  |      I|       |       |     1.04
10.833    1.48    0.52      0.393  |    O  |      I|       |       |     1.05
10.917    1.48    0.53      0.400  |    O  |      I|       |       |     1.07
11.000    1.48    0.53      0.406  |    O  |      I|       |       |     1.08
11.083    1.45    0.53      0.413  |    O  |      I|       |       |     1.09
11.167    1.41    0.53      0.419  |    O  |     I |       |       |     1.11
11.250    1.41    0.53      0.425  |    O  |     I |       |       |     1.12
11.333    1.41    0.53      0.431  |    O  |     I |       |       |     1.13
11.417    1.41    0.53      0.437  |    O  |     I |       |       |     1.15
11.500    1.41    0.53      0.443  |    O  |     I |       |       |     1.16
11.583    1.34    0.53      0.449  |    O  |    I  |       |       |     1.17
11.667    1.27    0.53      0.454  |    O  |    I  |       |       |     1.18
11.750    1.26    0.54      0.459  |    O  |    I  |       |       |     1.20
11.833    1.29    0.54      0.464  |    O  |    I  |       |       |     1.21
11.917    1.32    0.54      0.470  |    O  |    I  |       |       |     1.22
12.000    1.33    0.54      0.475  |    O  |    I  |       |       |     1.23
12.083    1.24    0.54      0.480  |    O  |   I   |       |       |     1.24
12.167    1.16    0.54      0.485  |    O  |   I   |       |       |     1.25
12.250    1.16    0.54      0.489  |    O  |   I   |       |       |     1.26
12.333    1.25    0.54      0.493  |    O  |    I  |       |       |     1.27
12.417    1.35    0.54      0.499  |    O  |     I |       |       |     1.28
12.500    1.38    0.54      0.504  |    O  |     I |       |       |     1.30
12.583    1.58    0.54      0.511  |    O  |       I       |       |     1.31
12.667    1.76    0.55      0.519  |    O  |       | I     |       |     1.33
12.750    1.80    0.55      0.527  |    O  |       | I     |       |     1.35
12.833    1.91    0.55      0.536  |    O  |       |  I    |       |     1.36
12.917    2.01    0.55      0.546  |    O  |       |   I   |       |     1.39
13.000    2.04    0.55      0.556  |    O  |       |    I  |       |     1.41
13.083    2.49    0.55      0.568  |    O  |       |       |I      |     1.43
13.167    2.91    0.56      0.582  |    O  |       |       |     I |     1.47
13.250    3.00    0.56      0.599  |    O  |       |       |      I|     1.50
13.333    3.04    0.56      0.616  |    O  |       |       |      I|     1.54
13.417    3.05    0.57      0.633  |    O  |       |       |      I|     1.58
13.500    3.07    0.57      0.650  |    O  |       |       |      I|     1.62
13.583    2.16    0.57      0.664  |    O  |       |     I |       |     1.65
13.667    1.28    0.57      0.672  |    O  |    I  |       |       |     1.66
13.750    1.13    0.57      0.676  |    O  |  I    |       |       |     1.67
13.833    1.10    0.57      0.680  |    O  |  I    |       |       |     1.68
13.917    1.12    0.58      0.684  |    O  |  I    |       |       |     1.69
14.000    1.13    0.58      0.688  |    O  |  I    |       |       |     1.70
14.083    1.49    0.58      0.693  |     O |      I|       |       |     1.71
14.167    1.83    0.58      0.700  |     O |       |  I    |       |     1.73
14.250    1.90    0.58      0.709  |     O |       |  I    |       |     1.75
14.333    1.85    0.58      0.718  |     O |       |  I    |       |     1.76
14.417    1.79    0.58      0.726  |     O |       | I     |       |     1.78
14.500    1.79    0.58      0.735  |     O |       | I     |       |     1.80
14.583    1.80    0.59      0.743  |     O |       | I     |       |     1.82
14.667    1.81    0.59      0.751  |     O |       | I     |       |     1.84
14.750    1.83    0.59      0.760  |     O |       |  I    |       |     1.86
14.833    1.76    0.59      0.768  |     O |       | I     |       |     1.88
14.917    1.69    0.59      0.776  |     O |       |I      |       |     1.89
15.000    1.69    0.59      0.784  |     O |       |I      |       |     1.91
15.083    1.62    0.59      0.791  |     O |       I       |       |     1.93
15.167    1.55    0.60      0.798  |     O |       I       |       |     1.94
15.250    1.55    0.60      0.804  |     O |       I       |       |     1.95
15.333    1.48    0.60      0.811  |     O |      I|       |       |     1.97
15.417    1.41    0.60      0.817  |     O |     I |       |       |     1.98
15.500    1.41    0.60      0.822  |     O |     I |       |       |     1.99
15.583    1.08    0.60      0.827  |     O |  I    |       |       |     2.00
15.667    0.77    0.60      0.829  |     O I       |       |       |     2.01
15.750    0.73    0.60      0.830  |     OI|       |       |       |     2.01
15.833    0.73    0.60      0.831  |     OI|       |       |       |     2.01
15.917    0.74    0.60      0.832  |     OI|       |       |       |     2.01
16.000    0.75    0.60      0.833  |     OI|       |       |       |     2.01
16.083    0.55    0.60      0.833  |    IO |       |       |       |     2.02
16.167    0.34    0.60      0.832  |  I  O |       |       |       |     2.01
16.250    0.31    0.60      0.830  |  I  O |       |       |       |     2.01
16.333    0.30    0.60      0.828  |  I  O |       |       |       |     2.01
16.417    0.30    0.60      0.826  |  I  O |       |       |       |     2.00
16.500    0.30    0.60      0.824  |  I  O |       |       |       |     2.00
16.583    0.26    0.60      0.822  | I   O |       |       |       |     1.99
16.667    0.23    0.60      0.819  | I   O |       |       |       |     1.99
16.750    0.22    0.60      0.817  | I   O |       |       |       |     1.98
16.833    0.22    0.60      0.814  | I   O |       |       |       |     1.98
16.917    0.22    0.60      0.812  | I   O |       |       |       |     1.97
17.000    0.22    0.60      0.809  | I   O |       |       |       |     1.96
17.083    0.29    0.60      0.807  |  I  O |       |       |       |     1.96
17.167    0.36    0.60      0.805  |  I  O |       |       |       |     1.96
17.250    0.37    0.60      0.803  |  I  O |       |       |       |     1.95
17.333    0.37    0.60      0.802  |  I  O |       |       |       |     1.95
17.417    0.37    0.60      0.800  |  I  O |       |       |       |     1.94
17.500    0.37    0.60      0.798  |  I  O |       |       |       |     1.94
17.583    0.37    0.60      0.797  |  I  O |       |       |       |     1.94
17.667    0.37    0.59      0.795  |  I  O |       |       |       |     1.93
17.750    0.37    0.59      0.794  |  I  O |       |       |       |     1.93
17.833    0.34    0.59      0.792  |  I  O |       |       |       |     1.93
17.917    0.30    0.59      0.790  |  I  O |       |       |       |     1.92
```

18.000	0.30	0.59	0.788	| I O |	|	|	|	1.92
18.083	0.30	0.59	0.786	| I O |	|	|	|	1.91
18.167	0.30	0.59	0.784	| I O |	|	|	|	1.91
18.250	0.30	0.59	0.782	| I O |	|	|	|	1.91
18.333	0.30	0.59	0.780	| I O |	|	|	|	1.90
18.417	0.30	0.59	0.778	| I O |	|	|	|	1.90
18.500	0.30	0.59	0.776	| I O |	|	|	|	1.89
18.583	0.26	0.59	0.774	| I O |	|	|	|	1.89
18.667	0.23	0.59	0.771	| I O |	|	|	|	1.88
18.750	0.22	0.59	0.769	| I O |	|	|	|	1.88
18.833	0.19	0.59	0.766	|I O |	|	|	|	1.87
18.917	0.16	0.59	0.763	|I O |	|	|	|	1.86
19.000	0.15	0.59	0.760	|I O |	|	|	|	1.86
19.083	0.18	0.59	0.758	|I O |	|	|	|	1.85
19.167	0.21	0.59	0.755	| I O |	|	|	|	1.85
19.250	0.22	0.59	0.752	| I O |	|	|	|	1.84
19.333	0.26	0.59	0.750	| I O |	|	|	|	1.83
19.417	0.29	0.59	0.748	| I O |	|	|	|	1.83
19.500	0.29	0.59	0.746	| I O |	|	|	|	1.83
19.583	0.26	0.59	0.744	| I O |	|	|	|	1.82
19.667	0.23	0.59	0.741	| I O |	|	|	|	1.82
19.750	0.22	0.58	0.739	| I O |	|	|	|	1.81
19.833	0.19	0.58	0.736	|I O |	|	|	|	1.80
19.917	0.16	0.58	0.733	|I O |	|	|	|	1.80
20.000	0.15	0.58	0.730	|I O |	|	|	|	1.79
20.083	0.18	0.58	0.727	|I O |	|	|	|	1.79
20.167	0.21	0.58	0.725	| I O |	|	|	|	1.78
20.250	0.22	0.58	0.722	| I O |	|	|	|	1.77
20.333	0.22	0.58	0.720	| I O |	|	|	|	1.77
20.417	0.22	0.58	0.717	| I O |	|	|	|	1.76
20.500	0.22	0.58	0.715	| I O |	|	|	|	1.76
20.583	0.22	0.58	0.712	| I O |	|	|	|	1.75
20.667	0.22	0.58	0.710	| I O |	|	|	|	1.75
20.750	0.22	0.58	0.707	| I O |	|	|	|	1.74
20.833	0.19	0.58	0.705	|I O |	|	|	|	1.74
20.917	0.16	0.58	0.702	|I O |	|	|	|	1.73
21.000	0.15	0.58	0.699	|I O |	|	|	|	1.72
21.083	0.18	0.58	0.696	|I O |	|	|	|	1.72
21.167	0.21	0.58	0.694	| I O |	|	|	|	1.71
21.250	0.22	0.58	0.691	| I O |	|	|	|	1.71
21.333	0.19	0.58	0.689	|I O |	|	|	|	1.70
21.417	0.16	0.58	0.686	|I O |	|	|	|	1.69
21.500	0.15	0.58	0.683	|I O |	|	|	|	1.69
21.583	0.18	0.57	0.680	|I O |	|	|	|	1.68
21.667	0.21	0.57	0.678	| I O |	|	|	|	1.68
21.750	0.22	0.57	0.675	| I O |	|	|	|	1.67
21.833	0.19	0.57	0.673	|I O |	|	|	|	1.67
21.917	0.16	0.57	0.670	|I O |	|	|	|	1.66
22.000	0.15	0.57	0.667	|I O |	|	|	|	1.65
22.083	0.18	0.57	0.664	|I O |	|	|	|	1.65
22.167	0.21	0.57	0.662	| I O |	|	|	|	1.64
22.250	0.22	0.57	0.659	| I O |	|	|	|	1.64
22.333	0.19	0.57	0.657	|I O |	|	|	|	1.63
22.417	0.16	0.57	0.654	|I O |	|	|	|	1.62
22.500	0.15	0.57	0.651	|I O |	|	|	|	1.62
22.583	0.15	0.57	0.648	|I O |	|	|	|	1.61
22.667	0.15	0.57	0.645	|I O |	|	|	|	1.60
22.750	0.15	0.57	0.642	|I O |	|	|	|	1.60
22.833	0.15	0.57	0.639	|I O |	|	|	|	1.59
22.917	0.15	0.57	0.637	|I O |	|	|	|	1.59
23.000	0.15	0.57	0.634	|I O |	|	|	|	1.58
23.083	0.15	0.57	0.631	|I O |	|	|	|	1.57
23.167	0.15	0.57	0.628	|I O |	|	|	|	1.57
23.250	0.15	0.56	0.625	|I O |	|	|	|	1.56
23.333	0.15	0.56	0.622	|I O |	|	|	|	1.55
23.417	0.15	0.56	0.619	|I O |	|	|	|	1.55
23.500	0.15	0.56	0.616	|I O |	|	|	|	1.54
23.583	0.15	0.56	0.614	|I O |	|	|	|	1.54
23.667	0.15	0.56	0.611	|I O |	|	|	|	1.53
23.750	0.15	0.56	0.608	|I O |	|	|	|	1.52
23.833	0.15	0.56	0.605	|I O |	|	|	|	1.52
23.917	0.15	0.56	0.602	|I O |	|	|	|	1.51
24.000	0.15	0.56	0.599	|I O |	|	|	|	1.50
24.083	0.08	0.56	0.596	I O |	|	|	|	1.50
24.167	0.02	0.56	0.593	I O |	|	|	|	1.49
24.250	0.00	0.56	0.589	I O |	|	|	|	1.48
24.333	0.00	0.56	0.585	I O |	|	|	|	1.47
24.417	0.00	0.56	0.581	I O |	|	|	|	1.46
24.500	0.00	0.56	0.577	I O |	|	|	|	1.46
24.583	0.00	0.56	0.574	I O |	|	|	|	1.45
24.667	0.00	0.56	0.570	I O |	|	|	|	1.44
24.750	0.00	0.55	0.566	I O |	|	|	|	1.43
24.833	0.00	0.55	0.562	I O |	|	|	|	1.42
24.917	0.00	0.55	0.558	I O |	|	|	|	1.41
25.000	0.00	0.55	0.555	I O |	|	|	|	1.41
25.083	0.00	0.55	0.551	I O |	|	|	|	1.40
25.167	0.00	0.55	0.547	I O |	|	|	|	1.39
25.250	0.00	0.55	0.543	I O |	|	|	|	1.38
25.333	0.00	0.55	0.539	I O |	|	|	|	1.37
25.417	0.00	0.55	0.536	I O |	|	|	|	1.36
25.500	0.00	0.55	0.532	I O |	|	|	|	1.36
25.583	0.00	0.55	0.528	I O |	|	|	|	1.35
25.667	0.00	0.55	0.524	I O |	|	|	|	1.34
25.750	0.00	0.55	0.520	I O |	|	|	|	1.33
25.833	0.00	0.55	0.517	I O |	|	|	|	1.32

25.917	0.00	0.55	0.513	I	O					1.31
26.000	0.00	0.54	0.509	I	O					1.31
26.083	0.00	0.54	0.505	I	O					1.30
26.167	0.00	0.54	0.502	I	O					1.29
26.250	0.00	0.54	0.498	I	O					1.28
26.333	0.00	0.54	0.494	I	O					1.27
26.417	0.00	0.54	0.491	I	O					1.26
26.500	0.00	0.54	0.487	I	O					1.26
26.583	0.00	0.54	0.483	I	O					1.25
26.667	0.00	0.54	0.479	I	O					1.24
26.750	0.00	0.54	0.476	I	O					1.23
26.833	0.00	0.54	0.472	I	O					1.22
26.917	0.00	0.54	0.468	I	O					1.22
27.000	0.00	0.54	0.465	I	O					1.21
27.083	0.00	0.54	0.461	I	O					1.20
27.167	0.00	0.54	0.457	I	O					1.19
27.250	0.00	0.53	0.453	I	O					1.18
27.333	0.00	0.53	0.450	I	O					1.18
27.417	0.00	0.53	0.446	I	O					1.17
27.500	0.00	0.53	0.442	I	O					1.16
27.583	0.00	0.53	0.439	I	O					1.15
27.667	0.00	0.53	0.435	I	O					1.14
27.750	0.00	0.53	0.431	I	O					1.14
27.833	0.00	0.53	0.428	I	O					1.13
27.917	0.00	0.53	0.424	I	O					1.12
28.000	0.00	0.53	0.421	I	O					1.11
28.083	0.00	0.53	0.417	I	O					1.10
28.167	0.00	0.53	0.413	I	O					1.10
28.250	0.00	0.53	0.410	I	O					1.09
28.333	0.00	0.53	0.406	I	O					1.08
28.417	0.00	0.53	0.402	I	O					1.07
28.500	0.00	0.53	0.399	I	O					1.06
28.583	0.00	0.52	0.395	I	O					1.06
28.667	0.00	0.52	0.392	I	O					1.05
28.750	0.00	0.52	0.388	I	O					1.04
28.833	0.00	0.52	0.384	I	O					1.03
28.917	0.00	0.52	0.381	I	O					1.02
29.000	0.00	0.52	0.377	I	O					1.02
29.083	0.00	0.52	0.374	I	O					1.01
29.167	0.00	0.52	0.370	I	O					1.00
29.250	0.00	0.51	0.366	I	O					0.99
29.333	0.00	0.51	0.363	I	O					0.98
29.417	0.00	0.51	0.359	I	O					0.97
29.500	0.00	0.50	0.356	I	O					0.96
29.583	0.00	0.50	0.352	I	O					0.95
29.667	0.00	0.49	0.349	I	O					0.94
29.750	0.00	0.49	0.346	I	O					0.93
29.833	0.00	0.48	0.342	I	O					0.93
29.917	0.00	0.48	0.339	I	O					0.92
30.000	0.00	0.47	0.336	I	O					0.91
30.083	0.00	0.47	0.333	I	O					0.90
30.167	0.00	0.46	0.329	I	O					0.89
30.250	0.00	0.46	0.326	I	O					0.88
30.333	0.00	0.45	0.323	I	O					0.87
30.417	0.00	0.45	0.320	I	O					0.86
30.500	0.00	0.45	0.317	I	O					0.86
30.583	0.00	0.44	0.314	I	O					0.85
30.667	0.00	0.44	0.311	I	O					0.84
30.750	0.00	0.43	0.308	I	O					0.83
30.833	0.00	0.43	0.305	I	O					0.82
30.917	0.00	0.42	0.302	I	O					0.82
31.000	0.00	0.42	0.299	I	O					0.81
31.083	0.00	0.42	0.296	I	O					0.80
31.167	0.00	0.41	0.293	I	O					0.79
31.250	0.00	0.41	0.290	I	O					0.78
31.333	0.00	0.40	0.288	I	O					0.78
31.417	0.00	0.40	0.285	I	O					0.77
31.500	0.00	0.40	0.282	I	O					0.76
31.583	0.00	0.39	0.279	I	O					0.76
31.667	0.00	0.39	0.277	I	O					0.75
31.750	0.00	0.39	0.274	I	O					0.74
31.833	0.00	0.38	0.271	I	O					0.73
31.917	0.00	0.38	0.269	I	O					0.73
32.000	0.00	0.37	0.266	I	O					0.72
32.083	0.00	0.37	0.264	I	O					0.71
32.167	0.00	0.37	0.261	I	O					0.71
32.250	0.00	0.36	0.259	I	O					0.70
32.333	0.00	0.36	0.256	I	O					0.69
32.417	0.00	0.36	0.254	I	O					0.69
32.500	0.00	0.35	0.251	I	O					0.68
32.583	0.00	0.35	0.249	I	O					0.67
32.667	0.00	0.35	0.246	I	O					0.67
32.750	0.00	0.34	0.244	I	O					0.66
32.833	0.00	0.34	0.242	I	O					0.65
32.917	0.00	0.34	0.239	I	O					0.65
33.000	0.00	0.33	0.237	I	O					0.64
33.083	0.00	0.33	0.235	I	O					0.63
33.167	0.00	0.33	0.232	I	O					0.63
33.250	0.00	0.32	0.230	I	O					0.62
33.333	0.00	0.32	0.228	I	O					0.62
33.417	0.00	0.32	0.226	I	O					0.61
33.500	0.00	0.31	0.224	I	O					0.60
33.583	0.00	0.31	0.221	I	O					0.60
33.667	0.00	0.31	0.219	I	O					0.59
33.750	0.00	0.31	0.217	I	O					0.59

33.833	0.00	0.30	0.215	I O				0.58
33.917	0.00	0.30	0.213	I O				0.58
34.000	0.00	0.30	0.211	I O				0.57
34.083	0.00	0.29	0.209	I O				0.56
34.167	0.00	0.29	0.207	I O				0.56
34.250	0.00	0.29	0.205	I O				0.55
34.333	0.00	0.29	0.203	I O				0.55
34.417	0.00	0.28	0.201	I O				0.54
34.500	0.00	0.28	0.199	I O				0.54
34.583	0.00	0.28	0.197	I O				0.53
34.667	0.00	0.27	0.195	I O				0.53
34.750	0.00	0.27	0.193	I O				0.52
34.833	0.00	0.27	0.192	I O				0.52
34.917	0.00	0.27	0.190	I O				0.51
35.000	0.00	0.26	0.188	I O				0.51
35.083	0.00	0.26	0.186	I O				0.50
35.167	0.00	0.26	0.184	I O				0.50
35.250	0.00	0.26	0.183	I O				0.49
35.333	0.00	0.25	0.181	I O				0.49
35.417	0.00	0.25	0.179	I O				0.48
35.500	0.00	0.25	0.177	I O				0.48
35.583	0.00	0.25	0.176	I O				0.47
35.667	0.00	0.24	0.174	I O				0.47
35.750	0.00	0.24	0.172	I O				0.47
35.833	0.00	0.24	0.171	I O				0.46
35.917	0.00	0.24	0.169	I O				0.46
36.000	0.00	0.24	0.167	I O				0.45
36.083	0.00	0.23	0.166	I O				0.45
36.167	0.00	0.23	0.164	I O				0.44
36.250	0.00	0.23	0.162	I O				0.44
36.333	0.00	0.23	0.161	I O				0.43
36.417	0.00	0.22	0.159	I O				0.43
36.500	0.00	0.22	0.158	I O				0.43
36.583	0.00	0.22	0.156	I O				0.42
36.667	0.00	0.22	0.155	I O				0.42
36.750	0.00	0.22	0.153	I O				0.41
36.833	0.00	0.21	0.152	I O				0.41
36.917	0.00	0.21	0.150	I O				0.41
37.000	0.00	0.21	0.149	I O				0.40
37.083	0.00	0.21	0.147	I O				0.40
37.167	0.00	0.21	0.146	I O				0.39
37.250	0.00	0.20	0.145	I O				0.39
37.333	0.00	0.20	0.143	I O				0.39
37.417	0.00	0.20	0.142	I O				0.38
37.500	0.00	0.20	0.141	I O				0.38
37.583	0.00	0.20	0.139	I O				0.38
37.667	0.00	0.19	0.138	I O				0.37
37.750	0.00	0.19	0.137	IO				0.37
37.833	0.00	0.19	0.135	IO				0.37
37.917	0.00	0.19	0.134	IO				0.36
38.000	0.00	0.19	0.133	IO				0.36
38.083	0.00	0.18	0.131	IO				0.35
38.167	0.00	0.18	0.130	IO				0.35
38.250	0.00	0.18	0.129	IO				0.35
38.333	0.00	0.18	0.128	IO				0.34
38.417	0.00	0.18	0.126	IO				0.34
38.500	0.00	0.18	0.125	IO				0.34
38.583	0.00	0.17	0.124	IO				0.33
38.667	0.00	0.17	0.123	IO				0.33
38.750	0.00	0.17	0.122	IO				0.33
38.833	0.00	0.17	0.120	IO				0.33
38.917	0.00	0.17	0.119	IO				0.32
39.000	0.00	0.17	0.118	IO				0.32
39.083	0.00	0.16	0.117	IO				0.32
39.167	0.00	0.16	0.116	IO				0.31
39.250	0.00	0.16	0.115	IO				0.31
39.333	0.00	0.16	0.114	IO				0.31
39.417	0.00	0.16	0.112	IO				0.30
39.500	0.00	0.16	0.111	IO				0.30
39.583	0.00	0.16	0.110	IO				0.30
39.667	0.00	0.15	0.109	IO				0.30
39.750	0.00	0.15	0.108	IO				0.29
39.833	0.00	0.15	0.107	IO				0.29
39.917	0.00	0.15	0.106	IO				0.29
40.000	0.00	0.15	0.105	IO				0.28
40.083	0.00	0.15	0.104	IO				0.28
40.167	0.00	0.14	0.103	IO				0.28
40.250	0.00	0.14	0.102	IO				0.28
40.333	0.00	0.14	0.101	IO				0.27
40.417	0.00	0.14	0.100	IO				0.27
40.500	0.00	0.14	0.099	IO				0.27
40.583	0.00	0.14	0.098	IO				0.27
40.667	0.00	0.14	0.097	IO				0.26
40.750	0.00	0.14	0.096	IO				0.26
40.833	0.00	0.13	0.095	IO				0.26
40.917	0.00	0.13	0.094	IO				0.26
41.000	0.00	0.13	0.094	IO				0.25
41.083	0.00	0.13	0.093	IO				0.25
41.167	0.00	0.13	0.092	IO				0.25
41.250	0.00	0.13	0.091	IO				0.25
41.333	0.00	0.13	0.090	IO				0.24
41.417	0.00	0.13	0.089	IO				0.24
41.500	0.00	0.12	0.088	IO				0.24
41.583	0.00	0.12	0.087	IO				0.24
41.667	0.00	0.12	0.087	IO				0.23

41.750	0.00	0.12	0.086	IO	|	|	|	|	0.23
41.833	0.00	0.12	0.085	IO	|	|	|	|	0.23
41.917	0.00	0.12	0.084	IO	|	|	|	|	0.23
42.000	0.00	0.12	0.083	IO	|	|	|	|	0.23
42.083	0.00	0.12	0.083	IO	|	|	|	|	0.22
42.167	0.00	0.11	0.082	IO	|	|	|	|	0.22
42.250	0.00	0.11	0.081	IO	|	|	|	|	0.22
42.333	0.00	0.11	0.080	IO	|	|	|	|	0.22
42.417	0.00	0.11	0.079	IO	|	|	|	|	0.21
42.500	0.00	0.11	0.079	IO	|	|	|	|	0.21
42.583	0.00	0.11	0.078	IO	|	|	|	|	0.21
42.667	0.00	0.11	0.077	IO	|	|	|	|	0.21
42.750	0.00	0.11	0.076	IO	|	|	|	|	0.21
42.833	0.00	0.11	0.076	IO	|	|	|	|	0.20
42.917	0.00	0.11	0.075	IO	|	|	|	|	0.20
43.000	0.00	0.10	0.074	IO	|	|	|	|	0.20
43.083	0.00	0.10	0.073	IO	|	|	|	|	0.20
43.167	0.00	0.10	0.073	IO	|	|	|	|	0.20
43.250	0.00	0.10	0.072	IO	|	|	|	|	0.19
43.333	0.00	0.10	0.071	IO	|	|	|	|	0.19
43.417	0.00	0.10	0.071	IO	|	|	|	|	0.19

Remaining water in basin = 0.07 (Ac.Ft)

```
***************************HYDROGRAPH DATA***************************
                    Number of intervals =   521
                    Time interval =    5.0 (Min.)
                    Maximum/Peak flow rate =        0.601 (CFS)
                    Total volume =       1.342 (Ac.Ft)
          Status of hydrographs being held in storage
                     Stream 1  Stream 2  Stream 3  Stream 4  Stream 5
          Peak (CFS)      0.000     0.000     0.000     0.000     0.000
          Vol (Ac.Ft)      0.000     0.000     0.000     0.000     0.000
*********************************************************************
```

```
                    FLOOD HYDROGRAPH ROUTING PROGRAM
            Copyright (c) CIVILCADD/CIVILDESIGN, 1989 - 2004
                        Study date: 03/28/20

---------------------------------------------------------------------

Routing for Basin "CC"

---------------------------------------------------------------------

Program License Serial Number 4027

---------------------------------------------------------------------
******************** HYDROGRAPH INFORMATION *********************

                    From study/file name: c1100.rte
***************************HYDROGRAPH DATA****************************
                    Number of intervals =    16
                    Time interval =    5.0 (Min.)
                    Maximum/Peak flow rate =       29.992 (CFS)
                    Total volume =       0.896 (Ac.Ft)
          Status of hydrographs being held in storage
                     Stream 1  Stream 2  Stream 3  Stream 4  Stream 5
          Peak (CFS)      0.000     0.000     0.000     0.000     0.000
          Vol (Ac.Ft)      0.000     0.000     0.000     0.000     0.000
**********************************************************************


++++++++++++++++++++++++++++++++++++++++++++++++++++++++++++++++++++++
Process from Point/Station        0.000 to Point/Station        0.000
**** RETARDING BASIN ROUTING ****
______________________________________________________________________

User entry of depth-outflow-storage data
---------------------------------------------------------------------
Total number of inflow hydrograph intervals = 16
Hydrograph time unit =  5.000 (Min.)
Initial depth in storage basin =   0.00(Ft.)
---------------------------------------------------------------------
---------------------------------------------------------------------
Initial basin depth =   0.00 (Ft.)
Initial basin storage =      0.00 (Ac.Ft)
Initial basin outflow =   0.00 (CFS)
---------------------------------------------------------------------
---------------------------------------------------------------------
Depth vs. Storage and Depth vs. Discharge data:
 Basin Depth  Storage    Outflow   (S-O*dt/2)   (S+O*dt/2)
     (Ft.)    (Ac.Ft)    (CFS)     (Ac.Ft)    (Ac.Ft)
---------------------------------------------------------------------
0.000      0.000      0.000      0.000        0.000
1.000      0.401      0.520      0.399        0.403
2.000      0.854      0.590      0.852        0.856
3.000      1.349      0.610      1.347        1.351
---------------------------------------------------------------------
                    Hydrograph Detention Basin Routing
---------------------------------------------------------------------

Graph values: 'I'= unit inflow; 'O'=outflow at time shown
---------------------------------------------------------------------
 Time   Inflow  Outflow    Storage                                    Depth
(Hours) (CFS)   (CFS)     (Ac.Ft) .0       7.5   15.00   22.49   29.99 (Ft.)
 0.083   1.29    0.01      0.004  OI      |       |       |       |     0.01
 0.167   3.24    0.03      0.020  O  I    |       |       |       |     0.05
 0.250   4.15    0.06      0.045  O   I   |       |       |       |     0.11
 0.333   4.63    0.10      0.075  O   I   |       |       |       |     0.19
 0.417   5.13    0.14      0.107  O    I  |       |       |       |     0.27
 0.500   5.84    0.19      0.144  O     I |       |       |       |     0.36
 0.583   6.84    0.24      0.186  O      I|       |       |       |     0.46
 0.667   8.57    0.31      0.237  O       |I      |       |       |     0.59
 0.750  12.99    0.40      0.309  O       |    I  |       |       |     0.77
 0.833  29.84    0.53      0.454  O       |       |       |      I|     1.12
 0.917  29.99    0.56      0.656  O       |       |       |       I     1.56
 1.000  11.34    0.58      0.794  O       |   I   |       |       |     1.87
 1.083   4.61    0.59      0.845  O   I   |       |       |       |     1.98
 1.167   1.39    0.59      0.862  OI      |       |       |       |     2.02
 1.250   0.24    0.59      0.863  O       |       |       |       |     2.02
 1.333   0.05    0.59      0.860  O       |       |       |       |     2.01
 1.417   0.00    0.59      0.856  O       |       |       |       |     2.00
 1.500   0.00    0.59      0.852  O       |       |       |       |     2.00
 1.583   0.00    0.59      0.848  O       |       |       |       |     1.99
 1.667   0.00    0.59      0.844  O       |       |       |       |     1.98
 1.750   0.00    0.59      0.840  O       |       |       |       |     1.97
 1.833   0.00    0.59      0.836  O       |       |       |       |     1.96
 1.917   0.00    0.59      0.832  O       |       |       |       |     1.95
 2.000   0.00    0.59      0.828  O       |       |       |       |     1.94
 2.083   0.00    0.59      0.824  O       |       |       |       |     1.93
 2.167   0.00    0.58      0.820  O       |       |       |       |     1.92
 2.250   0.00    0.58      0.816  O       |       |       |       |     1.92
```

2.333	0.00	0.58	0.812	O	|	|	|	|	1.91
2.417	0.00	0.58	0.808	O	|	|	|	|	1.90
2.500	0.00	0.58	0.804	O	|	|	|	|	1.89
2.583	0.00	0.58	0.800	O	|	|	|	|	1.88
2.667	0.00	0.58	0.796	O	|	|	|	|	1.87
2.750	0.00	0.58	0.792	O	|	|	|	|	1.86
2.833	0.00	0.58	0.788	O	|	|	|	|	1.85
2.917	0.00	0.58	0.784	O	|	|	|	|	1.85
3.000	0.00	0.58	0.780	O	|	|	|	|	1.84
3.083	0.00	0.58	0.776	O	|	|	|	|	1.83
3.167	0.00	0.58	0.772	O	|	|	|	|	1.82
3.250	0.00	0.58	0.768	O	|	|	|	|	1.81
3.333	0.00	0.58	0.764	O	|	|	|	|	1.80
3.417	0.00	0.58	0.760	O	|	|	|	|	1.79
3.500	0.00	0.57	0.756	O	|	|	|	|	1.78
3.583	0.00	0.57	0.752	O	|	|	|	|	1.78
3.667	0.00	0.57	0.748	O	|	|	|	|	1.77
3.750	0.00	0.57	0.744	O	|	|	|	|	1.76
3.833	0.00	0.57	0.740	O	|	|	|	|	1.75
3.917	0.00	0.57	0.736	O	|	|	|	|	1.74
4.000	0.00	0.57	0.732	O	|	|	|	|	1.73
4.083	0.00	0.57	0.728	O	|	|	|	|	1.72
4.167	0.00	0.57	0.725	O	|	|	|	|	1.71
4.250	0.00	0.57	0.721	O	|	|	|	|	1.71
4.333	0.00	0.57	0.717	O	|	|	|	|	1.70
4.417	0.00	0.57	0.713	O	|	|	|	|	1.69
4.500	0.00	0.57	0.709	O	|	|	|	|	1.68
4.583	0.00	0.57	0.705	O	|	|	|	|	1.67
4.667	0.00	0.57	0.701	O	|	|	|	|	1.66
4.750	0.00	0.57	0.697	O	|	|	|	|	1.65
4.833	0.00	0.57	0.693	O	|	|	|	|	1.65
4.917	0.00	0.56	0.689	O	|	|	|	|	1.64
5.000	0.00	0.56	0.686	O	|	|	|	|	1.63
5.083	0.00	0.56	0.682	O	|	|	|	|	1.62
5.167	0.00	0.56	0.678	O	|	|	|	|	1.61
5.250	0.00	0.56	0.674	O	|	|	|	|	1.60
5.333	0.00	0.56	0.670	O	|	|	|	|	1.59
5.417	0.00	0.56	0.666	O	|	|	|	|	1.59
5.500	0.00	0.56	0.662	O	|	|	|	|	1.58
5.583	0.00	0.56	0.658	O	|	|	|	|	1.57
5.667	0.00	0.56	0.655	O	|	|	|	|	1.56
5.750	0.00	0.56	0.651	O	|	|	|	|	1.55
5.833	0.00	0.56	0.647	O	|	|	|	|	1.54
5.917	0.00	0.56	0.643	O	|	|	|	|	1.53
6.000	0.00	0.56	0.639	O	|	|	|	|	1.53
6.083	0.00	0.56	0.635	O	|	|	|	|	1.52
6.167	0.00	0.56	0.632	O	|	|	|	|	1.51
6.250	0.00	0.56	0.628	O	|	|	|	|	1.50
6.333	0.00	0.55	0.624	O	|	|	|	|	1.49
6.417	0.00	0.55	0.620	O	|	|	|	|	1.48
6.500	0.00	0.55	0.616	O	|	|	|	|	1.48
6.583	0.00	0.55	0.612	O	|	|	|	|	1.47
6.667	0.00	0.55	0.609	O	|	|	|	|	1.46
6.750	0.00	0.55	0.605	O	|	|	|	|	1.45
6.833	0.00	0.55	0.601	O	|	|	|	|	1.44
6.917	0.00	0.55	0.597	O	|	|	|	|	1.43
7.000	0.00	0.55	0.593	O	|	|	|	|	1.42
7.083	0.00	0.55	0.590	O	|	|	|	|	1.42
7.167	0.00	0.55	0.586	O	|	|	|	|	1.41
7.250	0.00	0.55	0.582	O	|	|	|	|	1.40
7.333	0.00	0.55	0.578	O	|	|	|	|	1.39
7.417	0.00	0.55	0.575	O	|	|	|	|	1.38
7.500	0.00	0.55	0.571	O	|	|	|	|	1.37
7.583	0.00	0.55	0.567	O	|	|	|	|	1.37
7.667	0.00	0.55	0.563	O	|	|	|	|	1.36
7.750	0.00	0.54	0.560	O	|	|	|	|	1.35
7.833	0.00	0.54	0.556	O	|	|	|	|	1.34
7.917	0.00	0.54	0.552	O	|	|	|	|	1.33
8.000	0.00	0.54	0.548	O	|	|	|	|	1.33
8.083	0.00	0.54	0.545	O	|	|	|	|	1.32
8.167	0.00	0.54	0.541	O	|	|	|	|	1.31
8.250	0.00	0.54	0.537	O	|	|	|	|	1.30
8.333	0.00	0.54	0.533	O	|	|	|	|	1.29
8.417	0.00	0.54	0.530	O	|	|	|	|	1.28
8.500	0.00	0.54	0.526	O	|	|	|	|	1.28
8.583	0.00	0.54	0.522	O	|	|	|	|	1.27
8.667	0.00	0.54	0.519	O	|	|	|	|	1.26
8.750	0.00	0.54	0.515	O	|	|	|	|	1.25
8.833	0.00	0.54	0.511	O	|	|	|	|	1.24
8.917	0.00	0.54	0.507	O	|	|	|	|	1.23
9.000	0.00	0.54	0.504	O	|	|	|	|	1.23
9.083	0.00	0.54	0.500	O	|	|	|	|	1.22
9.167	0.00	0.53	0.496	O	|	|	|	|	1.21
9.250	0.00	0.53	0.493	O	|	|	|	|	1.20
9.333	0.00	0.53	0.489	O	|	|	|	|	1.19
9.417	0.00	0.53	0.485	O	|	|	|	|	1.19
9.500	0.00	0.53	0.482	O	|	|	|	|	1.18
9.583	0.00	0.53	0.478	O	|	|	|	|	1.17
9.667	0.00	0.53	0.474	O	|	|	|	|	1.16
9.750	0.00	0.53	0.471	O	|	|	|	|	1.15
9.833	0.00	0.53	0.467	O	|	|	|	|	1.15
9.917	0.00	0.53	0.463	O	|	|	|	|	1.14
10.000	0.00	0.53	0.460	O	|	|	|	|	1.13
10.083	0.00	0.53	0.456	O	|	|	|	|	1.12
10.167	0.00	0.53	0.452	O	|	|	|	|	1.11

10.250	0.00	0.53	0.449	O	|	|	|	|	1.11
10.333	0.00	0.53	0.445	O	|	|	|	|	1.10
10.417	0.00	0.53	0.442	O	|	|	|	|	1.09
10.500	0.00	0.53	0.438	O	|	|	|	|	1.08
10.583	0.00	0.53	0.434	O	|	|	|	|	1.07
10.667	0.00	0.52	0.431	O	|	|	|	|	1.07
10.750	0.00	0.52	0.427	O	|	|	|	|	1.06
10.833	0.00	0.52	0.423	O	|	|	|	|	1.05
10.917	0.00	0.52	0.420	O	|	|	|	|	1.04
11.000	0.00	0.52	0.416	O	|	|	|	|	1.03
11.083	0.00	0.52	0.413	O	|	|	|	|	1.03
11.167	0.00	0.52	0.409	O	|	|	|	|	1.02
11.250	0.00	0.52	0.406	O	|	|	|	|	1.01
11.333	0.00	0.52	0.402	O	|	|	|	|	1.00
11.417	0.00	0.52	0.398	O	|	|	|	|	0.99
11.500	0.00	0.51	0.395	O	|	|	|	|	0.98
11.583	0.00	0.51	0.391	O	|	|	|	|	0.98
11.667	0.00	0.50	0.388	O	|	|	|	|	0.97
11.750	0.00	0.50	0.384	O	|	|	|	|	0.96
11.833	0.00	0.49	0.381	O	|	|	|	|	0.95
11.917	0.00	0.49	0.378	O	|	|	|	|	0.94
12.000	0.00	0.49	0.374	O	|	|	|	|	0.93
12.083	0.00	0.48	0.371	O	|	|	|	|	0.92
12.167	0.00	0.48	0.368	O	|	|	|	|	0.92
12.250	0.00	0.47	0.364	O	|	|	|	|	0.91
12.333	0.00	0.47	0.361	O	|	|	|	|	0.90
12.417	0.00	0.46	0.358	O	|	|	|	|	0.89
12.500	0.00	0.46	0.355	O	|	|	|	|	0.88
12.583	0.00	0.46	0.352	O	|	|	|	|	0.88
12.667	0.00	0.45	0.348	O	|	|	|	|	0.87
12.750	0.00	0.45	0.345	O	|	|	|	|	0.86
12.833	0.00	0.44	0.342	O	|	|	|	|	0.85
12.917	0.00	0.44	0.339	O	|	|	|	|	0.85
13.000	0.00	0.44	0.336	O	|	|	|	|	0.84
13.083	0.00	0.43	0.333	O	|	|	|	|	0.83
13.167	0.00	0.43	0.330	O	|	|	|	|	0.82
13.250	0.00	0.42	0.327	O	|	|	|	|	0.82
13.333	0.00	0.42	0.324	O	|	|	|	|	0.81
13.417	0.00	0.42	0.322	O	|	|	|	|	0.80
13.500	0.00	0.41	0.319	O	|	|	|	|	0.79
13.583	0.00	0.41	0.316	O	|	|	|	|	0.79
13.667	0.00	0.41	0.313	O	|	|	|	|	0.78
13.750	0.00	0.40	0.310	O	|	|	|	|	0.77
13.833	0.00	0.40	0.307	O	|	|	|	|	0.77
13.917	0.00	0.40	0.305	O	|	|	|	|	0.76
14.000	0.00	0.39	0.302	O	|	|	|	|	0.75
14.083	0.00	0.39	0.299	O	|	|	|	|	0.75
14.167	0.00	0.38	0.297	O	|	|	|	|	0.74
14.250	0.00	0.38	0.294	O	|	|	|	|	0.73
14.333	0.00	0.38	0.291	O	|	|	|	|	0.73
14.417	0.00	0.37	0.289	O	|	|	|	|	0.72
14.500	0.00	0.37	0.286	O	|	|	|	|	0.71
14.583	0.00	0.37	0.284	O	|	|	|	|	0.71
14.667	0.00	0.36	0.281	O	|	|	|	|	0.70
14.750	0.00	0.36	0.279	O	|	|	|	|	0.70
14.833	0.00	0.36	0.276	O	|	|	|	|	0.69
14.917	0.00	0.36	0.274	O	|	|	|	|	0.68
15.000	0.00	0.35	0.271	O	|	|	|	|	0.68
15.083	0.00	0.35	0.269	O	|	|	|	|	0.67
15.167	0.00	0.35	0.267	O	|	|	|	|	0.66
15.250	0.00	0.34	0.264	O	|	|	|	|	0.66
15.333	0.00	0.34	0.262	O	|	|	|	|	0.65
15.417	0.00	0.34	0.259	O	|	|	|	|	0.65
15.500	0.00	0.33	0.257	O	|	|	|	|	0.64
15.583	0.00	0.33	0.255	O	|	|	|	|	0.64
15.667	0.00	0.33	0.253	O	|	|	|	|	0.63
15.750	0.00	0.32	0.250	O	|	|	|	|	0.62
15.833	0.00	0.32	0.248	O	|	|	|	|	0.62
15.917	0.00	0.32	0.246	O	|	|	|	|	0.61
16.000	0.00	0.32	0.244	O	|	|	|	|	0.61
16.083	0.00	0.31	0.242	O	|	|	|	|	0.60
16.167	0.00	0.31	0.239	O	|	|	|	|	0.60
16.250	0.00	0.31	0.237	O	|	|	|	|	0.59
16.333	0.00	0.31	0.235	O	|	|	|	|	0.59
16.417	0.00	0.30	0.233	O	|	|	|	|	0.58
16.500	0.00	0.30	0.231	O	|	|	|	|	0.58
16.583	0.00	0.30	0.229	O	|	|	|	|	0.57
16.667	0.00	0.29	0.227	O	|	|	|	|	0.57
16.750	0.00	0.29	0.225	O	|	|	|	|	0.56
16.833	0.00	0.29	0.223	O	|	|	|	|	0.56
16.917	0.00	0.29	0.221	O	|	|	|	|	0.55
17.000	0.00	0.28	0.219	O	|	|	|	|	0.55
17.083	0.00	0.28	0.217	O	|	|	|	|	0.54
17.167	0.00	0.28	0.215	O	|	|	|	|	0.54
17.250	0.00	0.28	0.213	O	|	|	|	|	0.53
17.333	0.00	0.27	0.211	O	|	|	|	|	0.53
17.417	0.00	0.27	0.209	O	|	|	|	|	0.52
17.500	0.00	0.27	0.208	O	|	|	|	|	0.52
17.583	0.00	0.27	0.206	O	|	|	|	|	0.51
17.667	0.00	0.26	0.204	O	|	|	|	|	0.51
17.750	0.00	0.26	0.202	O	|	|	|	|	0.50
17.833	0.00	0.26	0.200	O	|	|	|	|	0.50
17.917	0.00	0.26	0.198	O	|	|	|	|	0.49
18.000	0.00	0.26	0.197	O	|	|	|	|	0.49
18.083	0.00	0.25	0.195	O	|	|	|	|	0.49

18.167	0.00	0.25	0.193	O	|	|	|	|	0.48
18.250	0.00	0.25	0.192	O	|	|	|	|	0.48
18.333	0.00	0.25	0.190	O	|	|	|	|	0.47
18.417	0.00	0.24	0.188	O	|	|	|	|	0.47
18.500	0.00	0.24	0.186	O	|	|	|	|	0.46
18.583	0.00	0.24	0.185	O	|	|	|	|	0.46
18.667	0.00	0.24	0.183	O	|	|	|	|	0.46
18.750	0.00	0.24	0.182	O	|	|	|	|	0.45
18.833	0.00	0.23	0.180	O	|	|	|	|	0.45
18.917	0.00	0.23	0.178	O	|	|	|	|	0.44
19.000	0.00	0.23	0.177	O	|	|	|	|	0.44
19.083	0.00	0.23	0.175	O	|	|	|	|	0.44
19.167	0.00	0.23	0.174	O	|	|	|	|	0.43
19.250	0.00	0.22	0.172	O	|	|	|	|	0.43
19.333	0.00	0.22	0.171	O	|	|	|	|	0.43
19.417	0.00	0.22	0.169	O	|	|	|	|	0.42
19.500	0.00	0.22	0.168	O	|	|	|	|	0.42
19.583	0.00	0.22	0.166	O	|	|	|	|	0.41
19.667	0.00	0.21	0.165	O	|	|	|	|	0.41
19.750	0.00	0.21	0.163	O	|	|	|	|	0.41
19.833	0.00	0.21	0.162	O	|	|	|	|	0.40
19.917	0.00	0.21	0.160	O	|	|	|	|	0.40
20.000	0.00	0.21	0.159	O	|	|	|	|	0.40
20.083	0.00	0.20	0.157	O	|	|	|	|	0.39
20.167	0.00	0.20	0.156	O	|	|	|	|	0.39
20.250	0.00	0.20	0.155	O	|	|	|	|	0.39
20.333	0.00	0.20	0.153	O	|	|	|	|	0.38
20.417	0.00	0.20	0.152	O	|	|	|	|	0.38
20.500	0.00	0.20	0.150	O	|	|	|	|	0.38
20.583	0.00	0.19	0.149	O	|	|	|	|	0.37
20.667	0.00	0.19	0.148	O	|	|	|	|	0.37
20.750	0.00	0.19	0.147	O	|	|	|	|	0.37
20.833	0.00	0.19	0.145	O	|	|	|	|	0.36
20.917	0.00	0.19	0.144	O	|	|	|	|	0.36
21.000	0.00	0.18	0.143	O	|	|	|	|	0.36
21.083	0.00	0.18	0.141	O	|	|	|	|	0.35
21.167	0.00	0.18	0.140	O	|	|	|	|	0.35
21.250	0.00	0.18	0.139	O	|	|	|	|	0.35
21.333	0.00	0.18	0.138	O	|	|	|	|	0.34
21.417	0.00	0.18	0.136	O	|	|	|	|	0.34
21.500	0.00	0.18	0.135	O	|	|	|	|	0.34
21.583	0.00	0.17	0.134	O	|	|	|	|	0.33
21.667	0.00	0.17	0.133	O	|	|	|	|	0.33
21.750	0.00	0.17	0.132	O	|	|	|	|	0.33
21.833	0.00	0.17	0.130	O	|	|	|	|	0.33
21.917	0.00	0.17	0.129	O	|	|	|	|	0.32
22.000	0.00	0.17	0.128	O	|	|	|	|	0.32
22.083	0.00	0.16	0.127	O	|	|	|	|	0.32
22.167	0.00	0.16	0.126	O	|	|	|	|	0.31
22.250	0.00	0.16	0.125	O	|	|	|	|	0.31
22.333	0.00	0.16	0.124	O	|	|	|	|	0.31
22.417	0.00	0.16	0.123	O	|	|	|	|	0.31
22.500	0.00	0.16	0.121	O	|	|	|	|	0.30
22.583	0.00	0.16	0.120	O	|	|	|	|	0.30
22.667	0.00	0.15	0.119	O	|	|	|	|	0.30
22.750	0.00	0.15	0.118	O	|	|	|	|	0.29
22.833	0.00	0.15	0.117	O	|	|	|	|	0.29
22.917	0.00	0.15	0.116	O	|	|	|	|	0.29
23.000	0.00	0.15	0.115	O	|	|	|	|	0.29
23.083	0.00	0.15	0.114	O	|	|	|	|	0.28
23.167	0.00	0.15	0.113	O	|	|	|	|	0.28
23.250	0.00	0.15	0.112	O	|	|	|	|	0.28
23.333	0.00	0.14	0.111	O	|	|	|	|	0.28
23.417	0.00	0.14	0.110	O	|	|	|	|	0.27
23.500	0.00	0.14	0.109	O	|	|	|	|	0.27
23.583	0.00	0.14	0.108	O	|	|	|	|	0.27
23.667	0.00	0.14	0.107	O	|	|	|	|	0.27
23.750	0.00	0.14	0.106	O	|	|	|	|	0.26
23.833	0.00	0.14	0.105	O	|	|	|	|	0.26
23.917	0.00	0.14	0.104	O	|	|	|	|	0.26
24.000	0.00	0.13	0.103	O	|	|	|	|	0.26
24.083	0.00	0.13	0.103	O	|	|	|	|	0.26
24.167	0.00	0.13	0.102	O	|	|	|	|	0.25
24.250	0.00	0.13	0.101	O	|	|	|	|	0.25
24.333	0.00	0.13	0.100	O	|	|	|	|	0.25
24.417	0.00	0.13	0.099	O	|	|	|	|	0.25
24.500	0.00	0.13	0.098	O	|	|	|	|	0.24
24.583	0.00	0.13	0.097	O	|	|	|	|	0.24
24.667	0.00	0.12	0.096	O	|	|	|	|	0.24
24.750	0.00	0.12	0.095	O	|	|	|	|	0.24
24.833	0.00	0.12	0.095	O	|	|	|	|	0.24
24.917	0.00	0.12	0.094	O	|	|	|	|	0.23
25.000	0.00	0.12	0.093	O	|	|	|	|	0.23
25.083	0.00	0.12	0.092	O	|	|	|	|	0.23
25.167	0.00	0.12	0.091	O	|	|	|	|	0.23
25.250	0.00	0.12	0.090	O	|	|	|	|	0.23
25.333	0.00	0.12	0.090	O	|	|	|	|	0.22
25.417	0.00	0.12	0.089	O	|	|	|	|	0.22
25.500	0.00	0.11	0.088	O	|	|	|	|	0.22
25.583	0.00	0.11	0.087	O	|	|	|	|	0.22
25.667	0.00	0.11	0.087	O	|	|	|	|	0.22
25.750	0.00	0.11	0.086	O	|	|	|	|	0.21
25.833	0.00	0.11	0.085	O	|	|	|	|	0.21
25.917	0.00	0.11	0.084	O	|	|	|	|	0.21
26.000	0.00	0.11	0.083	O	|	|	|	|	0.21

```
26.083    0.00    0.11      0.083  O       |       |       |       |     0.21
26.167    0.00    0.11      0.082  O       |       |       |       |     0.20
26.250    0.00    0.11      0.081  O       |       |       |       |     0.20
26.333    0.00    0.10      0.081  O       |       |       |       |     0.20
26.417    0.00    0.10      0.080  O       |       |       |       |     0.20
26.500    0.00    0.10      0.079  O       |       |       |       |     0.20
26.583    0.00    0.10      0.078  O       |       |       |       |     0.20
26.667    0.00    0.10      0.078  O       |       |       |       |     0.19
26.750    0.00    0.10      0.077  O       |       |       |       |     0.19

          Remaining water in basin =    0.08 (Ac.Ft)

          ***************************HYDROGRAPH DATA***************************
                              Number of intervals =   321
                              Time interval =    5.0 (Min.)
                              Maximum/Peak flow rate =        0.590 (CFS)
                              Total volume =       0.820 (Ac.Ft)
                    Status of hydrographs being held in storage
                               Stream 1  Stream 2  Stream 3  Stream 4  Stream 5
                    Peak (CFS)      0.000     0.000     0.000     0.000     0.000
                    Vol (Ac.Ft)      0.000     0.000     0.000     0.000     0.000
          *********************************************************************

          ---------------------------------------------------------------
```

```
                    FLOOD HYDROGRAPH ROUTING PROGRAM
            Copyright (c) CIVILCADD/CIVILDESIGN, 1989 - 2004
                        Study date: 03/28/20

      ---------------------------------------------------------------------

      Routing for Basin "CC"

      ---------------------------------------------------------------------

      Program License Serial Number 4027

      ---------------------------------------------------------------------
      ******************** HYDROGRAPH INFORMATION *********************

                         From study/file name: c3100.rte
      ****************************HYDROGRAPH DATA****************************
                         Number of intervals =    40
                         Time interval =    5.0 (Min.)
                         Maximum/Peak flow rate =       14.873 (CFS)
                         Total volume =       1.034 (Ac.Ft)
                 Status of hydrographs being held in storage
                          Stream 1  Stream 2  Stream 3  Stream 4  Stream 5
                 Peak (CFS)      0.000     0.000     0.000     0.000     0.000
                 Vol (Ac.Ft)      0.000     0.000     0.000     0.000     0.000
      **********************************************************************


      ++++++++++++++++++++++++++++++++++++++++++++++++++++++++++++++++++++++
      Process from Point/Station        0.000 to Point/Station        0.000
      **** RETARDING BASIN ROUTING ****
      ______________________________________________________________________

      User entry of depth-outflow-storage data
      ---------------------------------------------------------------------
      Total number of inflow hydrograph intervals = 40
      Hydrograph time unit =  5.000 (Min.)
      Initial depth in storage basin =   0.00(Ft.)
      ---------------------------------------------------------------------
      ---------------------------------------------------------------------
      Initial basin depth =   0.00 (Ft.)
      Initial basin storage =      0.00 (Ac.Ft)
      Initial basin outflow =   0.00 (CFS)
      ---------------------------------------------------------------------
      ---------------------------------------------------------------------
      Depth vs. Storage and Depth vs. Discharge data:
       Basin Depth  Storage    Outflow   (S-O*dt/2)   (S+O*dt/2)
           (Ft.)    (Ac.Ft)    (CFS)     (Ac.Ft)    (Ac.Ft)
      ---------------------------------------------------------------------
      0.000      0.000      0.000      0.000        0.000
      1.000      0.401      0.520      0.399        0.403
      2.000      0.854      0.590      0.852        0.856
      3.000      1.349      0.610      1.347        1.351
      ---------------------------------------------------------------------
                         Hydrograph Detention Basin Routing
      ---------------------------------------------------------------------

      Graph values: 'I'= unit inflow; 'O'=outflow at time shown
      ---------------------------------------------------------------------
 Time   Inflow  Outflow    Storage                                      Depth
(Hours)  (CFS)   (CFS)     (Ac.Ft) .0       3.7    7.44   11.15   14.87 (Ft.)
 0.083    0.27    0.00      0.001  O       |       |       |       |     0.00
 0.167    0.61    0.01      0.004  OI      |       |       |       |     0.01
 0.250    0.51    0.01      0.008  OI      |       |       |       |     0.02
 0.333    0.66    0.02      0.012  OI      |       |       |       |     0.03
 0.417    1.06    0.02      0.017  O I     |       |       |       |     0.04
 0.500    1.40    0.03      0.026  O  I    |       |       |       |     0.06
 0.583    1.49    0.05      0.035  O  I    |       |       |       |     0.09
 0.667    1.51    0.06      0.045  O  I    |       |       |       |     0.11
 0.750    1.79    0.07      0.056  O  I    |       |       |       |     0.14
 0.833    1.58    0.09      0.067  O  I    |       |       |       |     0.17
 0.917    1.36    0.10      0.077  O I     |       |       |       |     0.19
 1.000    1.58    0.11      0.086  O  I    |       |       |       |     0.22
 1.083    2.15    0.13      0.098  O   I   |       |       |       |     0.25
 1.167    2.63    0.15      0.114  O    I  |       |       |       |     0.28
 1.250    2.74    0.17      0.131  O    I  |       |       |       |     0.33
 1.333    2.61    0.19      0.149  O    I  |       |       |       |     0.37
 1.417    2.93    0.22      0.166  O     I |       |       |       |     0.41
 1.500    3.62    0.24      0.187  O      I|       |       |       |     0.47
 1.583    3.59    0.27      0.210  O      I|       |       |       |     0.52
 1.667    3.59    0.30      0.233  O      I|       |       |       |     0.58
 1.750    4.40    0.33      0.258  O       |I      |       |       |     0.64
 1.833    4.93    0.37      0.288  O       | I     |       |       |     0.72
 1.917    4.69    0.41      0.318  O       | I     |       |       |     0.79
 2.000    4.57    0.45      0.347  O       |I      |       |       |     0.87
 2.083    4.72    0.49      0.376  |O      | I     |       |       |     0.94
 2.167    5.80    0.52      0.409  |O      |   I   |       |       |     1.02
 2.250    7.72    0.53      0.452  |O      |       I       |       |     1.11
```

2.333	7.55	0.54	0.501	|O	|	I	|	|	1.22
2.417	9.08	0.54	0.554	|O	|	| I	|	|	1.34
2.500	12.86	0.55	0.626	|O	|	|	| I	|	1.50
2.583	14.87	0.57	0.718	|O	|	|	|	I	1.70
2.667	14.16	0.58	0.814	|O	|	|	|	I |	1.91
2.750	8.60	0.59	0.888	|O	|	| I	|	|	2.07
2.833	3.73	0.59	0.926	|O	I	|	|	|	2.15
2.917	2.45	0.59	0.944	|O I	|	|	|	|	2.18
3.000	1.50	0.59	0.953	|O I	|	|	|	|	2.20
3.083	0.52	0.59	0.956	|O	|	|	|	|	2.21
3.167	0.14	0.59	0.954	IO	|	|	|	|	2.20
3.250	0.04	0.59	0.951	IO	|	|	|	|	2.20
3.333	0.01	0.59	0.947	IO	|	|	|	|	2.19
3.417	0.00	0.59	0.943	IO	|	|	|	|	2.18
3.500	0.00	0.59	0.939	IO	|	|	|	|	2.17
3.583	0.00	0.59	0.935	IO	|	|	|	|	2.16
3.667	0.00	0.59	0.931	IO	|	|	|	|	2.15
3.750	0.00	0.59	0.926	IO	|	|	|	|	2.15
3.833	0.00	0.59	0.922	IO	|	|	|	|	2.14
3.917	0.00	0.59	0.918	IO	|	|	|	|	2.13
4.000	0.00	0.59	0.914	IO	|	|	|	|	2.12
4.083	0.00	0.59	0.910	IO	|	|	|	|	2.11
4.167	0.00	0.59	0.906	IO	|	|	|	|	2.11
4.250	0.00	0.59	0.902	IO	|	|	|	|	2.10
4.333	0.00	0.59	0.898	IO	|	|	|	|	2.09
4.417	0.00	0.59	0.894	IO	|	|	|	|	2.08
4.500	0.00	0.59	0.890	IO	|	|	|	|	2.07
4.583	0.00	0.59	0.886	IO	|	|	|	|	2.06
4.667	0.00	0.59	0.882	IO	|	|	|	|	2.06
4.750	0.00	0.59	0.877	IO	|	|	|	|	2.05
4.833	0.00	0.59	0.873	IO	|	|	|	|	2.04
4.917	0.00	0.59	0.869	IO	|	|	|	|	2.03
5.000	0.00	0.59	0.865	IO	|	|	|	|	2.02
5.083	0.00	0.59	0.861	IO	|	|	|	|	2.01
5.167	0.00	0.59	0.857	IO	|	|	|	|	2.01
5.250	0.00	0.59	0.853	IO	|	|	|	|	2.00
5.333	0.00	0.59	0.849	IO	|	|	|	|	1.99
5.417	0.00	0.59	0.845	IO	|	|	|	|	1.98
5.500	0.00	0.59	0.841	IO	|	|	|	|	1.97
5.583	0.00	0.59	0.837	IO	|	|	|	|	1.96
5.667	0.00	0.59	0.833	IO	|	|	|	|	1.95
5.750	0.00	0.59	0.829	IO	|	|	|	|	1.94
5.833	0.00	0.59	0.825	IO	|	|	|	|	1.94
5.917	0.00	0.58	0.821	IO	|	|	|	|	1.93
6.000	0.00	0.58	0.817	IO	|	|	|	|	1.92
6.083	0.00	0.58	0.813	IO	|	|	|	|	1.91
6.167	0.00	0.58	0.809	IO	|	|	|	|	1.90
6.250	0.00	0.58	0.805	IO	|	|	|	|	1.89
6.333	0.00	0.58	0.801	IO	|	|	|	|	1.88
6.417	0.00	0.58	0.797	IO	|	|	|	|	1.87
6.500	0.00	0.58	0.793	IO	|	|	|	|	1.86
6.583	0.00	0.58	0.789	IO	|	|	|	|	1.86
6.667	0.00	0.58	0.785	IO	|	|	|	|	1.85
6.750	0.00	0.58	0.781	IO	|	|	|	|	1.84
6.833	0.00	0.58	0.777	IO	|	|	|	|	1.83
6.917	0.00	0.58	0.773	IO	|	|	|	|	1.82
7.000	0.00	0.58	0.769	IO	|	|	|	|	1.81
7.083	0.00	0.58	0.765	IO	|	|	|	|	1.80
7.167	0.00	0.58	0.761	IO	|	|	|	|	1.79
7.250	0.00	0.57	0.757	IO	|	|	|	|	1.79
7.333	0.00	0.57	0.753	IO	|	|	|	|	1.78
7.417	0.00	0.57	0.749	IO	|	|	|	|	1.77
7.500	0.00	0.57	0.745	IO	|	|	|	|	1.76
7.583	0.00	0.57	0.741	IO	|	|	|	|	1.75
7.667	0.00	0.57	0.737	IO	|	|	|	|	1.74
7.750	0.00	0.57	0.733	IO	|	|	|	|	1.73
7.833	0.00	0.57	0.729	IO	|	|	|	|	1.72
7.917	0.00	0.57	0.725	IO	|	|	|	|	1.72
8.000	0.00	0.57	0.721	IO	|	|	|	|	1.71
8.083	0.00	0.57	0.717	IO	|	|	|	|	1.70
8.167	0.00	0.57	0.714	IO	|	|	|	|	1.69
8.250	0.00	0.57	0.710	IO	|	|	|	|	1.68
8.333	0.00	0.57	0.706	IO	|	|	|	|	1.67
8.417	0.00	0.57	0.702	IO	|	|	|	|	1.66
8.500	0.00	0.57	0.698	IO	|	|	|	|	1.66
8.583	0.00	0.57	0.694	IO	|	|	|	|	1.65
8.667	0.00	0.56	0.690	IO	|	|	|	|	1.64
8.750	0.00	0.56	0.686	IO	|	|	|	|	1.63
8.833	0.00	0.56	0.682	IO	|	|	|	|	1.62
8.917	0.00	0.56	0.678	IO	|	|	|	|	1.61
9.000	0.00	0.56	0.675	IO	|	|	|	|	1.60
9.083	0.00	0.56	0.671	IO	|	|	|	|	1.60
9.167	0.00	0.56	0.667	IO	|	|	|	|	1.59
9.250	0.00	0.56	0.663	IO	|	|	|	|	1.58
9.333	0.00	0.56	0.659	IO	|	|	|	|	1.57
9.417	0.00	0.56	0.655	IO	|	|	|	|	1.56
9.500	0.00	0.56	0.651	IO	|	|	|	|	1.55
9.583	0.00	0.56	0.648	IO	|	|	|	|	1.54
9.667	0.00	0.56	0.644	IO	|	|	|	|	1.54
9.750	0.00	0.56	0.640	IO	|	|	|	|	1.53
9.833	0.00	0.56	0.636	IO	|	|	|	|	1.52
9.917	0.00	0.56	0.632	IO	|	|	|	|	1.51
10.000	0.00	0.56	0.628	IO	|	|	|	|	1.50
10.083	0.00	0.55	0.625	IO	|	|	|	|	1.49
10.167	0.00	0.55	0.621	IO	|	|	|	|	1.49

10.250	0.00	0.55	0.617	IO				1.48
10.333	0.00	0.55	0.613	IO				1.47
10.417	0.00	0.55	0.609	IO				1.46
10.500	0.00	0.55	0.606	IO				1.45
10.583	0.00	0.55	0.602	IO				1.44
10.667	0.00	0.55	0.598	IO				1.43
10.750	0.00	0.55	0.594	IO				1.43
10.833	0.00	0.55	0.590	IO				1.42
10.917	0.00	0.55	0.587	IO				1.41
11.000	0.00	0.55	0.583	IO				1.40
11.083	0.00	0.55	0.579	IO				1.39
11.167	0.00	0.55	0.575	IO				1.38
11.250	0.00	0.55	0.572	IO				1.38
11.333	0.00	0.55	0.568	IO				1.37
11.417	0.00	0.55	0.564	IO				1.36
11.500	0.00	0.54	0.560	IO				1.35
11.583	0.00	0.54	0.557	IO				1.34
11.667	0.00	0.54	0.553	IO				1.34
11.750	0.00	0.54	0.549	IO				1.33
11.833	0.00	0.54	0.545	IO				1.32
11.917	0.00	0.54	0.542	IO				1.31
12.000	0.00	0.54	0.538	IO				1.30
12.083	0.00	0.54	0.534	IO				1.29
12.167	0.00	0.54	0.530	IO				1.29
12.250	0.00	0.54	0.527	IO				1.28
12.333	0.00	0.54	0.523	IO				1.27
12.417	0.00	0.54	0.519	IO				1.26
12.500	0.00	0.54	0.516	IO				1.25
12.583	0.00	0.54	0.512	IO				1.24
12.667	0.00	0.54	0.508	IO				1.24
12.750	0.00	0.54	0.504	IO				1.23
12.833	0.00	0.54	0.501	IO				1.22
12.917	0.00	0.53	0.497	IO				1.21
13.000	0.00	0.53	0.493	IO				1.20
13.083	0.00	0.53	0.490	IO				1.20
13.167	0.00	0.53	0.486	IO				1.19
13.250	0.00	0.53	0.482	IO				1.18
13.333	0.00	0.53	0.479	IO				1.17
13.417	0.00	0.53	0.475	IO				1.16
13.500	0.00	0.53	0.471	IO				1.16
13.583	0.00	0.53	0.468	IO				1.15
13.667	0.00	0.53	0.464	IO				1.14
13.750	0.00	0.53	0.460	IO				1.13
13.833	0.00	0.53	0.457	IO				1.12
13.917	0.00	0.53	0.453	IO				1.12
14.000	0.00	0.53	0.450	IO				1.11
14.083	0.00	0.53	0.446	IO				1.10
14.167	0.00	0.53	0.442	IO				1.09
14.250	0.00	0.53	0.439	IO				1.08
14.333	0.00	0.53	0.435	IO				1.08
14.417	0.00	0.52	0.431	IO				1.07
14.500	0.00	0.52	0.428	IO				1.06
14.583	0.00	0.52	0.424	IO				1.05
14.667	0.00	0.52	0.421	IO				1.04
14.750	0.00	0.52	0.417	IO				1.04
14.833	0.00	0.52	0.413	IO				1.03
14.917	0.00	0.52	0.410	IO				1.02
15.000	0.00	0.52	0.406	IO				1.01
15.083	0.00	0.52	0.403	IO				1.00
15.167	0.00	0.52	0.399	IO				1.00
15.250	0.00	0.51	0.395	IO				0.99
15.333	0.00	0.51	0.392	IO				0.98
15.417	0.00	0.50	0.388	IO				0.97
15.500	0.00	0.50	0.385	IO				0.96
15.583	0.00	0.49	0.382	IO				0.95
15.667	0.00	0.49	0.378	IO				0.94
15.750	0.00	0.49	0.375	IO				0.93
15.833	0.00	0.48	0.372	IO				0.93
15.917	0.00	0.48	0.368	IO				0.92
16.000	0.00	0.47	0.365	IO				0.91
16.083	0.00	0.47	0.362	IO				0.90
16.167	0.00	0.46	0.358	IO				0.89
16.250	0.00	0.46	0.355	O				0.89
16.333	0.00	0.46	0.352	O				0.88
16.417	0.00	0.45	0.349	O				0.87
16.500	0.00	0.45	0.346	O				0.86
16.583	0.00	0.44	0.343	O				0.85
16.667	0.00	0.44	0.340	O				0.85
16.750	0.00	0.44	0.337	O				0.84
16.833	0.00	0.43	0.334	O				0.83
16.917	0.00	0.43	0.331	O				0.82
17.000	0.00	0.43	0.328	O				0.82
17.083	0.00	0.42	0.325	O				0.81
17.167	0.00	0.42	0.322	O				0.80
17.250	0.00	0.41	0.319	O				0.80
17.333	0.00	0.41	0.316	O				0.79
17.417	0.00	0.41	0.314	O				0.78
17.500	0.00	0.40	0.311	O				0.77
17.583	0.00	0.40	0.308	O				0.77
17.667	0.00	0.40	0.305	O				0.76
17.750	0.00	0.39	0.303	O				0.75
17.833	0.00	0.39	0.300	O				0.75
17.917	0.00	0.39	0.297	O				0.74
18.000	0.00	0.38	0.295	O				0.73
18.083	0.00	0.38	0.292	O				0.73

18.167	0.00	0.38	0.289	O	|	|	|	|	0.72
18.250	0.00	0.37	0.287	O	|	|	|	|	0.72
18.333	0.00	0.37	0.284	O	|	|	|	|	0.71
18.417	0.00	0.37	0.282	O	|	|	|	|	0.70
18.500	0.00	0.36	0.279	O	|	|	|	|	0.70
18.583	0.00	0.36	0.277	O	|	|	|	|	0.69
18.667	0.00	0.36	0.274	O	|	|	|	|	0.68
18.750	0.00	0.35	0.272	O	|	|	|	|	0.68
18.833	0.00	0.35	0.269	O	|	|	|	|	0.67
18.917	0.00	0.35	0.267	O	|	|	|	|	0.67
19.000	0.00	0.34	0.265	O	|	|	|	|	0.66
19.083	0.00	0.34	0.262	O	|	|	|	|	0.65
19.167	0.00	0.34	0.260	O	|	|	|	|	0.65
19.250	0.00	0.33	0.258	O	|	|	|	|	0.64
19.333	0.00	0.33	0.255	O	|	|	|	|	0.64
19.417	0.00	0.33	0.253	O	|	|	|	|	0.63
19.500	0.00	0.33	0.251	O	|	|	|	|	0.63
19.583	0.00	0.32	0.249	O	|	|	|	|	0.62
19.667	0.00	0.32	0.246	O	|	|	|	|	0.61
19.750	0.00	0.32	0.244	O	|	|	|	|	0.61
19.833	0.00	0.31	0.242	O	|	|	|	|	0.60
19.917	0.00	0.31	0.240	O	|	|	|	|	0.60
20.000	0.00	0.31	0.238	O	|	|	|	|	0.59
20.083	0.00	0.31	0.236	O	|	|	|	|	0.59
20.167	0.00	0.30	0.234	O	|	|	|	|	0.58
20.250	0.00	0.30	0.231	O	|	|	|	|	0.58
20.333	0.00	0.30	0.229	O	|	|	|	|	0.57
20.417	0.00	0.29	0.227	O	|	|	|	|	0.57
20.500	0.00	0.29	0.225	O	|	|	|	|	0.56
20.583	0.00	0.29	0.223	O	|	|	|	|	0.56
20.667	0.00	0.29	0.221	O	|	|	|	|	0.55
20.750	0.00	0.28	0.219	O	|	|	|	|	0.55
20.833	0.00	0.28	0.217	O	|	|	|	|	0.54
20.917	0.00	0.28	0.215	O	|	|	|	|	0.54
21.000	0.00	0.28	0.214	O	|	|	|	|	0.53
21.083	0.00	0.27	0.212	O	|	|	|	|	0.53
21.167	0.00	0.27	0.210	O	|	|	|	|	0.52
21.250	0.00	0.27	0.208	O	|	|	|	|	0.52
21.333	0.00	0.27	0.206	O	|	|	|	|	0.51
21.417	0.00	0.26	0.204	O	|	|	|	|	0.51
21.500	0.00	0.26	0.202	O	|	|	|	|	0.50
21.583	0.00	0.26	0.201	O	|	|	|	|	0.50
21.667	0.00	0.26	0.199	O	|	|	|	|	0.50
21.750	0.00	0.26	0.197	O	|	|	|	|	0.49
21.833	0.00	0.25	0.195	O	|	|	|	|	0.49
21.917	0.00	0.25	0.194	O	|	|	|	|	0.48
22.000	0.00	0.25	0.192	O	|	|	|	|	0.48
22.083	0.00	0.25	0.190	O	|	|	|	|	0.47
22.167	0.00	0.24	0.188	O	|	|	|	|	0.47
22.250	0.00	0.24	0.187	O	|	|	|	|	0.47
22.333	0.00	0.24	0.185	O	|	|	|	|	0.46
22.417	0.00	0.24	0.183	O	|	|	|	|	0.46
22.500	0.00	0.24	0.182	O	|	|	|	|	0.45
22.583	0.00	0.23	0.180	O	|	|	|	|	0.45
22.667	0.00	0.23	0.179	O	|	|	|	|	0.45
22.750	0.00	0.23	0.177	O	|	|	|	|	0.44
22.833	0.00	0.23	0.175	O	|	|	|	|	0.44
22.917	0.00	0.23	0.174	O	|	|	|	|	0.43
23.000	0.00	0.22	0.172	O	|	|	|	|	0.43
23.083	0.00	0.22	0.171	O	|	|	|	|	0.43
23.167	0.00	0.22	0.169	O	|	|	|	|	0.42
23.250	0.00	0.22	0.168	O	|	|	|	|	0.42
23.333	0.00	0.22	0.166	O	|	|	|	|	0.41
23.417	0.00	0.21	0.165	O	|	|	|	|	0.41
23.500	0.00	0.21	0.163	O	|	|	|	|	0.41
23.583	0.00	0.21	0.162	O	|	|	|	|	0.40
23.667	0.00	0.21	0.160	O	|	|	|	|	0.40
23.750	0.00	0.21	0.159	O	|	|	|	|	0.40
23.833	0.00	0.20	0.158	O	|	|	|	|	0.39
23.917	0.00	0.20	0.156	O	|	|	|	|	0.39
24.000	0.00	0.20	0.155	O	|	|	|	|	0.39
24.083	0.00	0.20	0.153	O	|	|	|	|	0.38
24.167	0.00	0.20	0.152	O	|	|	|	|	0.38
24.250	0.00	0.20	0.151	O	|	|	|	|	0.38
24.333	0.00	0.19	0.149	O	|	|	|	|	0.37
24.417	0.00	0.19	0.148	O	|	|	|	|	0.37
24.500	0.00	0.19	0.147	O	|	|	|	|	0.37
24.583	0.00	0.19	0.145	O	|	|	|	|	0.36
24.667	0.00	0.19	0.144	O	|	|	|	|	0.36
24.750	0.00	0.19	0.143	O	|	|	|	|	0.36
24.833	0.00	0.18	0.142	O	|	|	|	|	0.35
24.917	0.00	0.18	0.140	O	|	|	|	|	0.35
25.000	0.00	0.18	0.139	O	|	|	|	|	0.35
25.083	0.00	0.18	0.138	O	|	|	|	|	0.34
25.167	0.00	0.18	0.137	O	|	|	|	|	0.34
25.250	0.00	0.18	0.135	O	|	|	|	|	0.34
25.333	0.00	0.17	0.134	O	|	|	|	|	0.33
25.417	0.00	0.17	0.133	O	|	|	|	|	0.33
25.500	0.00	0.17	0.132	O	|	|	|	|	0.33
25.583	0.00	0.17	0.131	O	|	|	|	|	0.33
25.667	0.00	0.17	0.130	O	|	|	|	|	0.32
25.750	0.00	0.17	0.128	O	|	|	|	|	0.32
25.833	0.00	0.16	0.127	O	|	|	|	|	0.32
25.917	0.00	0.16	0.126	O	|	|	|	|	0.31
26.000	0.00	0.16	0.125	O	|	|	|	|	0.31

26.083	0.00	0.16	0.124	O	|	|	|	|	0.31
26.167	0.00	0.16	0.123	O	|	|	|	|	0.31
26.250	0.00	0.16	0.122	O	|	|	|	|	0.30
26.333	0.00	0.16	0.121	O	|	|	|	|	0.30
26.417	0.00	0.15	0.120	O	|	|	|	|	0.30
26.500	0.00	0.15	0.118	O	|	|	|	|	0.30
26.583	0.00	0.15	0.117	O	|	|	|	|	0.29
26.667	0.00	0.15	0.116	O	|	|	|	|	0.29
26.750	0.00	0.15	0.115	O	|	|	|	|	0.29
26.833	0.00	0.15	0.114	O	|	|	|	|	0.29
26.917	0.00	0.15	0.113	O	|	|	|	|	0.28
27.000	0.00	0.15	0.112	O	|	|	|	|	0.28
27.083	0.00	0.14	0.111	O	|	|	|	|	0.28
27.167	0.00	0.14	0.110	O	|	|	|	|	0.28
27.250	0.00	0.14	0.109	O	|	|	|	|	0.27
27.333	0.00	0.14	0.108	O	|	|	|	|	0.27
27.417	0.00	0.14	0.107	O	|	|	|	|	0.27
27.500	0.00	0.14	0.106	O	|	|	|	|	0.27
27.583	0.00	0.14	0.105	O	|	|	|	|	0.26
27.667	0.00	0.14	0.105	O	|	|	|	|	0.26
27.750	0.00	0.13	0.104	O	|	|	|	|	0.26
27.833	0.00	0.13	0.103	O	|	|	|	|	0.26
27.917	0.00	0.13	0.102	O	|	|	|	|	0.25
28.000	0.00	0.13	0.101	O	|	|	|	|	0.25
28.083	0.00	0.13	0.100	O	|	|	|	|	0.25
28.167	0.00	0.13	0.099	O	|	|	|	|	0.25
28.250	0.00	0.13	0.098	O	|	|	|	|	0.24
28.333	0.00	0.13	0.097	O	|	|	|	|	0.24
28.417	0.00	0.13	0.096	O	|	|	|	|	0.24
28.500	0.00	0.12	0.096	O	|	|	|	|	0.24
28.583	0.00	0.12	0.095	O	|	|	|	|	0.24
28.667	0.00	0.12	0.094	O	|	|	|	|	0.23
28.750	0.00	0.12	0.093	O	|	|	|	|	0.23
28.833	0.00	0.12	0.092	O	|	|	|	|	0.23
28.917	0.00	0.12	0.091	O	|	|	|	|	0.23
29.000	0.00	0.12	0.091	O	|	|	|	|	0.23
29.083	0.00	0.12	0.090	O	|	|	|	|	0.22
29.167	0.00	0.12	0.089	O	|	|	|	|	0.22
29.250	0.00	0.11	0.088	O	|	|	|	|	0.22
29.333	0.00	0.11	0.087	O	|	|	|	|	0.22
29.417	0.00	0.11	0.087	O	|	|	|	|	0.22
29.500	0.00	0.11	0.086	O	|	|	|	|	0.21
29.583	0.00	0.11	0.085	O	|	|	|	|	0.21
29.667	0.00	0.11	0.084	O	|	|	|	|	0.21
29.750	0.00	0.11	0.084	O	|	|	|	|	0.21
29.833	0.00	0.11	0.083	O	|	|	|	|	0.21
29.917	0.00	0.11	0.082	O	|	|	|	|	0.20
30.000	0.00	0.11	0.081	O	|	|	|	|	0.20
30.083	0.00	0.10	0.081	O	|	|	|	|	0.20
30.167	0.00	0.10	0.080	O	|	|	|	|	0.20
30.250	0.00	0.10	0.079	O	|	|	|	|	0.20
30.333	0.00	0.10	0.079	O	|	|	|	|	0.20
30.417	0.00	0.10	0.078	O	|	|	|	|	0.19
30.500	0.00	0.10	0.077	O	|	|	|	|	0.19
30.583	0.00	0.10	0.076	O	|	|	|	|	0.19

Remaining water in basin = 0.08 (Ac.Ft)

```
***************************HYDROGRAPH DATA***************************
                    Number of intervals =   367
                    Time interval =    5.0 (Min.)
                    Maximum/Peak flow rate =        0.594 (CFS)
                    Total volume =       0.957 (Ac.Ft)
          Status of hydrographs being held in storage
                     Stream 1  Stream 2  Stream 3  Stream 4  Stream 5
          Peak (CFS)      0.000     0.000     0.000     0.000     0.000
          Vol (Ac.Ft)      0.000     0.000     0.000     0.000     0.000
*********************************************************************
```

```
                    FLOOD HYDROGRAPH ROUTING PROGRAM
            Copyright (c) CIVILCADD/CIVILDESIGN, 1989 - 2004
                        Study date: 03/28/20

---------------------------------------------------------------------

Routing for Basin "CC"

---------------------------------------------------------------------

Program License Serial Number 4027

---------------------------------------------------------------------
******************** HYDROGRAPH INFORMATION *********************

                    From study/file name: c6100.rte
****************************HYDROGRAPH DATA****************************
                    Number of intervals =    76
                    Time interval =    5.0 (Min.)
                    Maximum/Peak flow rate =       12.401 (CFS)
                    Total volume =       1.033 (Ac.Ft)
          Status of hydrographs being held in storage
                     Stream 1  Stream 2  Stream 3  Stream 4  Stream 5
          Peak (CFS)      0.000     0.000     0.000     0.000     0.000
          Vol (Ac.Ft)      0.000     0.000     0.000     0.000     0.000
*********************************************************************


++++++++++++++++++++++++++++++++++++++++++++++++++++++++++++++++++++++
Process from Point/Station        0.000 to Point/Station        0.000
**** RETARDING BASIN ROUTING ****
______________________________________________________________________

User entry of depth-outflow-storage data
---------------------------------------------------------------------
Total number of inflow hydrograph intervals = 76
Hydrograph time unit =  5.000 (Min.)
Initial depth in storage basin =   0.00(Ft.)
---------------------------------------------------------------------
---------------------------------------------------------------------
Initial basin depth =   0.00 (Ft.)
Initial basin storage =      0.00 (Ac.Ft)
Initial basin outflow =   0.00 (CFS)
---------------------------------------------------------------------
---------------------------------------------------------------------
Depth vs. Storage and Depth vs. Discharge data:
 Basin Depth  Storage    Outflow   (S-O*dt/2)   (S+O*dt/2)
     (Ft.)    (Ac.Ft)    (CFS)     (Ac.Ft)    (Ac.Ft)
---------------------------------------------------------------------
0.000      0.000      0.000      0.000        0.000
1.000      0.401      0.520      0.399        0.403
2.000      0.854      0.590      0.852        0.856
3.000      1.349      0.610      1.347        1.351
---------------------------------------------------------------------
                    Hydrograph Detention Basin Routing
---------------------------------------------------------------------

Graph values: 'I'= unit inflow; 'O'=outflow at time shown
---------------------------------------------------------------------
 Time   Inflow  Outflow    Storage                                    Depth
(Hours)  (CFS)   (CFS)     (Ac.Ft) .0       3.1    6.20    9.30   12.40 (Ft.)
 0.083    0.20    0.00      0.001  O       |       |       |       |     0.00
 0.167    0.50    0.00      0.003  OI      |       |       |       |     0.01
 0.250    0.60    0.01      0.007  OI      |       |       |       |     0.02
 0.333    0.63    0.01      0.011  OI      |       |       |       |     0.03
 0.417    0.64    0.02      0.015  OI      |       |       |       |     0.04
 0.500    0.68    0.03      0.020  OI      |       |       |       |     0.05
 0.583    0.73    0.03      0.024  OI      |       |       |       |     0.06
 0.667    0.74    0.04      0.029  OI      |       |       |       |     0.07
 0.750    0.75    0.04      0.034  OI      |       |       |       |     0.08
 0.833    0.75    0.05      0.039  OI      |       |       |       |     0.10
 0.917    0.75    0.06      0.044  OI      |       |       |       |     0.11
 1.000    0.50    0.06      0.047  OI      |       |       |       |     0.12
 1.083    0.19    0.06      0.049  O       |       |       |       |     0.12
 1.167    0.12    0.06      0.050  O       |       |       |       |     0.12
 1.250    0.10    0.07      0.050  O       |       |       |       |     0.13
 1.333    0.09    0.07      0.050  O       |       |       |       |     0.13
 1.417    0.09    0.07      0.051  O       |       |       |       |     0.13
 1.500    0.09    0.07      0.051  O       |       |       |       |     0.13
 1.583    0.09    0.07      0.051  O       |       |       |       |     0.13
 1.667    0.09    0.07      0.051  O       |       |       |       |     0.13
 1.750    0.09    0.07      0.051  O       |       |       |       |     0.13
 1.833    0.09    0.07      0.051  O       |       |       |       |     0.13
 1.917    0.09    0.07      0.052  O       |       |       |       |     0.13
 2.000    0.20    0.07      0.052  O       |       |       |       |     0.13
 2.083    0.23    0.07      0.053  O       |       |       |       |     0.13
 2.167    0.23    0.07      0.054  O       |       |       |       |     0.14
 2.250    0.35    0.07      0.056  O       |       |       |       |     0.14
```

2.333	0.38	0.07	0.058	O					0.14
2.417	0.38	0.08	0.060	O					0.15
2.500	0.39	0.08	0.062	O					0.15
2.583	0.39	0.08	0.064	O					0.16
2.667	0.39	0.09	0.066	O					0.16
2.750	0.50	0.09	0.068	OI					0.17
2.833	0.64	0.09	0.072	OI					0.18
2.917	0.67	0.10	0.076	OI					0.19
3.000	0.68	0.10	0.080	OI					0.20
3.083	0.68	0.11	0.083	OI					0.21
3.167	0.79	0.11	0.088	O I					0.22
3.250	0.93	0.12	0.093	O I					0.23
3.333	0.96	0.13	0.099	O I					0.25
3.417	1.09	0.14	0.105	O I					0.26
3.500	1.34	0.15	0.112	O I					0.28
3.583	1.63	0.16	0.121	O I					0.30
3.667	1.81	0.17	0.132	O I					0.33
3.750	1.96	0.19	0.144	O I					0.36
3.833	2.12	0.20	0.157	O I					0.39
3.917	2.26	0.22	0.170	O I					0.42
4.000	2.41	0.24	0.185	O I					0.46
4.083	2.56	0.26	0.200	O I					0.50
4.167	2.82	0.28	0.217	O I					0.54
4.250	3.11	0.31	0.235	O I					0.59
4.333	3.40	0.33	0.255	O I					0.64
4.417	3.70	0.36	0.278	O I					0.69
4.500	3.88	0.39	0.301	O I					0.75
4.583	4.04	0.42	0.326	O I					0.81
4.667	4.31	0.46	0.351	O I					0.88
4.750	4.59	0.49	0.379	O I					0.94
4.833	4.77	0.52	0.407	O I					1.01
4.917	4.93	0.53	0.437	O I					1.08
5.000	5.20	0.53	0.469	O I					1.15
5.083	5.94	0.54	0.503	O I					1.23
5.167	7.24	0.54	0.545	O I					1.32
5.250	8.44	0.55	0.595	O I					1.43
5.333	9.40	0.56	0.653	O I					1.56
5.417	10.55	0.57	0.717	O I					1.70
5.500	12.40	0.58	0.793	O I					1.86
5.583	9.68	0.59	0.865	O I					2.02
5.667	3.72	0.59	0.907	O I					2.11
5.750	1.42	0.59	0.920	O I					2.13
5.833	0.86	0.59	0.924	OI					2.14
5.917	0.50	0.59	0.925	O					2.14
6.000	0.31	0.59	0.923	IO					2.14
6.083	0.16	0.59	0.921	IO					2.14
6.167	0.04	0.59	0.917	IO					2.13
6.250	0.01	0.59	0.914	IO					2.12
6.333	0.00	0.59	0.910	IO					2.11
6.417	0.00	0.59	0.905	IO					2.10
6.500	0.00	0.59	0.901	IO					2.10
6.583	0.00	0.59	0.897	IO					2.09
6.667	0.00	0.59	0.893	IO					2.08
6.750	0.00	0.59	0.889	IO					2.07
6.833	0.00	0.59	0.885	IO					2.06
6.917	0.00	0.59	0.881	IO					2.05
7.000	0.00	0.59	0.877	IO					2.05
7.083	0.00	0.59	0.873	IO					2.04
7.167	0.00	0.59	0.869	IO					2.03
7.250	0.00	0.59	0.865	IO					2.02
7.333	0.00	0.59	0.861	IO					2.01
7.417	0.00	0.59	0.857	IO					2.01
7.500	0.00	0.59	0.853	IO					2.00
7.583	0.00	0.59	0.848	IO					1.99
7.667	0.00	0.59	0.844	IO					1.98
7.750	0.00	0.59	0.840	IO					1.97
7.833	0.00	0.59	0.836	IO					1.96
7.917	0.00	0.59	0.832	IO					1.95
8.000	0.00	0.59	0.828	IO					1.94
8.083	0.00	0.59	0.824	IO					1.93
8.167	0.00	0.58	0.820	IO					1.93
8.250	0.00	0.58	0.816	IO					1.92
8.333	0.00	0.58	0.812	IO					1.91
8.417	0.00	0.58	0.808	IO					1.90
8.500	0.00	0.58	0.804	IO					1.89
8.583	0.00	0.58	0.800	IO					1.88
8.667	0.00	0.58	0.796	IO					1.87
8.750	0.00	0.58	0.792	IO					1.86
8.833	0.00	0.58	0.788	IO					1.85
8.917	0.00	0.58	0.784	IO					1.85
9.000	0.00	0.58	0.780	IO					1.84
9.083	0.00	0.58	0.776	IO					1.83
9.167	0.00	0.58	0.772	IO					1.82
9.250	0.00	0.58	0.768	IO					1.81
9.333	0.00	0.58	0.764	IO					1.80
9.417	0.00	0.58	0.760	IO					1.79
9.500	0.00	0.57	0.756	IO					1.78
9.583	0.00	0.57	0.752	IO					1.78
9.667	0.00	0.57	0.748	IO					1.77
9.750	0.00	0.57	0.744	IO					1.76
9.833	0.00	0.57	0.740	IO					1.75
9.917	0.00	0.57	0.737	IO					1.74
10.000	0.00	0.57	0.733	IO					1.73
10.083	0.00	0.57	0.729	IO					1.72
10.167	0.00	0.57	0.725	IO					1.71

10.250	0.00	0.57	0.721	IO					1.71
10.333	0.00	0.57	0.717	IO					1.70
10.417	0.00	0.57	0.713	IO					1.69
10.500	0.00	0.57	0.709	IO					1.68
10.583	0.00	0.57	0.705	IO					1.67
10.667	0.00	0.57	0.701	IO					1.66
10.750	0.00	0.57	0.697	IO					1.65
10.833	0.00	0.57	0.693	IO					1.65
10.917	0.00	0.56	0.690	IO					1.64
11.000	0.00	0.56	0.686	IO					1.63
11.083	0.00	0.56	0.682	IO					1.62
11.167	0.00	0.56	0.678	IO					1.61
11.250	0.00	0.56	0.674	IO					1.60
11.333	0.00	0.56	0.670	IO					1.59
11.417	0.00	0.56	0.666	IO					1.59
11.500	0.00	0.56	0.662	IO					1.58
11.583	0.00	0.56	0.659	IO					1.57
11.667	0.00	0.56	0.655	IO					1.56
11.750	0.00	0.56	0.651	IO					1.55
11.833	0.00	0.56	0.647	IO					1.54
11.917	0.00	0.56	0.643	IO					1.53
12.000	0.00	0.56	0.639	IO					1.53
12.083	0.00	0.56	0.636	IO					1.52
12.167	0.00	0.56	0.632	IO					1.51
12.250	0.00	0.56	0.628	IO					1.50
12.333	0.00	0.55	0.624	IO					1.49
12.417	0.00	0.55	0.620	IO					1.48
12.500	0.00	0.55	0.616	IO					1.48
12.583	0.00	0.55	0.613	IO					1.47
12.667	0.00	0.55	0.609	IO					1.46
12.750	0.00	0.55	0.605	IO					1.45
12.833	0.00	0.55	0.601	IO					1.44
12.917	0.00	0.55	0.597	IO					1.43
13.000	0.00	0.55	0.594	IO					1.43
13.083	0.00	0.55	0.590	IO					1.42
13.167	0.00	0.55	0.586	IO					1.41
13.250	0.00	0.55	0.582	IO					1.40
13.333	0.00	0.55	0.579	IO					1.39
13.417	0.00	0.55	0.575	IO					1.38
13.500	0.00	0.55	0.571	IO					1.38
13.583	0.00	0.55	0.567	IO					1.37
13.667	0.00	0.55	0.563	IO					1.36
13.750	0.00	0.54	0.560	IO					1.35
13.833	0.00	0.54	0.556	IO					1.34
13.917	0.00	0.54	0.552	IO					1.33
14.000	0.00	0.54	0.549	IO					1.33
14.083	0.00	0.54	0.545	IO					1.32
14.167	0.00	0.54	0.541	IO					1.31
14.250	0.00	0.54	0.537	IO					1.30
14.333	0.00	0.54	0.534	IO					1.29
14.417	0.00	0.54	0.530	IO					1.28
14.500	0.00	0.54	0.526	IO					1.28
14.583	0.00	0.54	0.522	IO					1.27
14.667	0.00	0.54	0.519	IO					1.26
14.750	0.00	0.54	0.515	IO					1.25
14.833	0.00	0.54	0.511	IO					1.24
14.917	0.00	0.54	0.508	IO					1.24
15.000	0.00	0.54	0.504	IO					1.23
15.083	0.00	0.54	0.500	IO					1.22
15.167	0.00	0.53	0.497	IO					1.21
15.250	0.00	0.53	0.493	IO					1.20
15.333	0.00	0.53	0.489	IO					1.19
15.417	0.00	0.53	0.486	IO					1.19
15.500	0.00	0.53	0.482	IO					1.18
15.583	0.00	0.53	0.478	IO					1.17
15.667	0.00	0.53	0.475	IO					1.16
15.750	0.00	0.53	0.471	IO					1.15
15.833	0.00	0.53	0.467	IO					1.15
15.917	0.00	0.53	0.464	IO					1.14
16.000	0.00	0.53	0.460	IO					1.13
16.083	0.00	0.53	0.456	IO					1.12
16.167	0.00	0.53	0.453	IO					1.11
16.250	0.00	0.53	0.449	IO					1.11
16.333	0.00	0.53	0.445	IO					1.10
16.417	0.00	0.53	0.442	IO					1.09
16.500	0.00	0.53	0.438	IO					1.08
16.583	0.00	0.53	0.435	IO					1.07
16.667	0.00	0.52	0.431	IO					1.07
16.750	0.00	0.52	0.427	IO					1.06
16.833	0.00	0.52	0.424	IO					1.05
16.917	0.00	0.52	0.420	IO					1.04
17.000	0.00	0.52	0.416	IO					1.03
17.083	0.00	0.52	0.413	IO					1.03
17.167	0.00	0.52	0.409	IO					1.02
17.250	0.00	0.52	0.406	IO					1.01
17.333	0.00	0.52	0.402	IO					1.00
17.417	0.00	0.52	0.399	IO					0.99
17.500	0.00	0.51	0.395	IO					0.99
17.583	0.00	0.51	0.391	IO					0.98
17.667	0.00	0.50	0.388	IO					0.97
17.750	0.00	0.50	0.385	IO					0.96
17.833	0.00	0.49	0.381	IO					0.95
17.917	0.00	0.49	0.378	IO					0.94
18.000	0.00	0.49	0.374	IO					0.93
18.083	0.00	0.48	0.371	IO					0.93

18.167	0.00	0.48	0.368	IO					0.92
18.250	0.00	0.47	0.364	IO					0.91
18.333	0.00	0.47	0.361	IO					0.90
18.417	0.00	0.46	0.358	IO					0.89
18.500	0.00	0.46	0.355	IO					0.88
18.583	0.00	0.46	0.352	IO					0.88
18.667	0.00	0.45	0.349	IO					0.87
18.750	0.00	0.45	0.345	IO					0.86
18.833	0.00	0.44	0.342	IO					0.85
18.917	0.00	0.44	0.339	IO					0.85
19.000	0.00	0.44	0.336	IO					0.84
19.083	0.00	0.43	0.333	IO					0.83
19.167	0.00	0.43	0.330	IO					0.82
19.250	0.00	0.42	0.327	IO					0.82
19.333	0.00	0.42	0.325	IO					0.81
19.417	0.00	0.42	0.322	IO					0.80
19.500	0.00	0.41	0.319	IO					0.79
19.583	0.00	0.41	0.316	IO					0.79
19.667	0.00	0.41	0.313	IO					0.78
19.750	0.00	0.40	0.310	IO					0.77
19.833	0.00	0.40	0.308	IO					0.77
19.917	0.00	0.40	0.305	IO					0.76
20.000	0.00	0.39	0.302	IO					0.75
20.083	0.00	0.39	0.299	IO					0.75
20.167	0.00	0.38	0.297	O					0.74
20.250	0.00	0.38	0.294	O					0.73
20.333	0.00	0.38	0.292	O					0.73
20.417	0.00	0.37	0.289	O					0.72
20.500	0.00	0.37	0.286	O					0.71
20.583	0.00	0.37	0.284	O					0.71
20.667	0.00	0.36	0.281	O					0.70
20.750	0.00	0.36	0.279	O					0.70
20.833	0.00	0.36	0.276	O					0.69
20.917	0.00	0.36	0.274	O					0.68
21.000	0.00	0.35	0.271	O					0.68
21.083	0.00	0.35	0.269	O					0.67
21.167	0.00	0.35	0.267	O					0.66
21.250	0.00	0.34	0.264	O					0.66
21.333	0.00	0.34	0.262	O					0.65
21.417	0.00	0.34	0.260	O					0.65
21.500	0.00	0.33	0.257	O					0.64
21.583	0.00	0.33	0.255	O					0.64
21.667	0.00	0.33	0.253	O					0.63
21.750	0.00	0.32	0.250	O					0.62
21.833	0.00	0.32	0.248	O					0.62
21.917	0.00	0.32	0.246	O					0.61
22.000	0.00	0.32	0.244	O					0.61
22.083	0.00	0.31	0.242	O					0.60
22.167	0.00	0.31	0.240	O					0.60
22.250	0.00	0.31	0.237	O					0.59
22.333	0.00	0.31	0.235	O					0.59
22.417	0.00	0.30	0.233	O					0.58
22.500	0.00	0.30	0.231	O					0.58
22.583	0.00	0.30	0.229	O					0.57
22.667	0.00	0.29	0.227	O					0.57
22.750	0.00	0.29	0.225	O					0.56
22.833	0.00	0.29	0.223	O					0.56
22.917	0.00	0.29	0.221	O					0.55
23.000	0.00	0.28	0.219	O					0.55
23.083	0.00	0.28	0.217	O					0.54
23.167	0.00	0.28	0.215	O					0.54
23.250	0.00	0.28	0.213	O					0.53
23.333	0.00	0.27	0.211	O					0.53
23.417	0.00	0.27	0.210	O					0.52
23.500	0.00	0.27	0.208	O					0.52
23.583	0.00	0.27	0.206	O					0.51
23.667	0.00	0.26	0.204	O					0.51
23.750	0.00	0.26	0.202	O					0.50
23.833	0.00	0.26	0.200	O					0.50
23.917	0.00	0.26	0.199	O					0.50
24.000	0.00	0.26	0.197	O					0.49
24.083	0.00	0.25	0.195	O					0.49
24.167	0.00	0.25	0.193	O					0.48
24.250	0.00	0.25	0.192	O					0.48
24.333	0.00	0.25	0.190	O					0.47
24.417	0.00	0.24	0.188	O					0.47
24.500	0.00	0.24	0.187	O					0.47
24.583	0.00	0.24	0.185	O					0.46
24.667	0.00	0.24	0.183	O					0.46
24.750	0.00	0.24	0.182	O					0.45
24.833	0.00	0.23	0.180	O					0.45
24.917	0.00	0.23	0.178	O					0.44
25.000	0.00	0.23	0.177	O					0.44
25.083	0.00	0.23	0.175	O					0.44
25.167	0.00	0.23	0.174	O					0.43
25.250	0.00	0.22	0.172	O					0.43
25.333	0.00	0.22	0.171	O					0.43
25.417	0.00	0.22	0.169	O					0.42
25.500	0.00	0.22	0.168	O					0.42
25.583	0.00	0.22	0.166	O					0.41
25.667	0.00	0.21	0.165	O					0.41
25.750	0.00	0.21	0.163	O					0.41
25.833	0.00	0.21	0.162	O					0.40
25.917	0.00	0.21	0.160	O					0.40
26.000	0.00	0.21	0.159	O					0.40

26.083	0.00	0.20	0.157	O	|	|	|	|	0.39
26.167	0.00	0.20	0.156	O	|	|	|	|	0.39
26.250	0.00	0.20	0.155	O	|	|	|	|	0.39
26.333	0.00	0.20	0.153	O	|	|	|	|	0.38
26.417	0.00	0.20	0.152	O	|	|	|	|	0.38
26.500	0.00	0.20	0.151	O	|	|	|	|	0.38
26.583	0.00	0.19	0.149	O	|	|	|	|	0.37
26.667	0.00	0.19	0.148	O	|	|	|	|	0.37
26.750	0.00	0.19	0.147	O	|	|	|	|	0.37
26.833	0.00	0.19	0.145	O	|	|	|	|	0.36
26.917	0.00	0.19	0.144	O	|	|	|	|	0.36
27.000	0.00	0.19	0.143	O	|	|	|	|	0.36
27.083	0.00	0.18	0.141	O	|	|	|	|	0.35
27.167	0.00	0.18	0.140	O	|	|	|	|	0.35
27.250	0.00	0.18	0.139	O	|	|	|	|	0.35
27.333	0.00	0.18	0.138	O	|	|	|	|	0.34
27.417	0.00	0.18	0.136	O	|	|	|	|	0.34
27.500	0.00	0.18	0.135	O	|	|	|	|	0.34
27.583	0.00	0.17	0.134	O	|	|	|	|	0.33
27.667	0.00	0.17	0.133	O	|	|	|	|	0.33
27.750	0.00	0.17	0.132	O	|	|	|	|	0.33
27.833	0.00	0.17	0.131	O	|	|	|	|	0.33
27.917	0.00	0.17	0.129	O	|	|	|	|	0.32
28.000	0.00	0.17	0.128	O	|	|	|	|	0.32
28.083	0.00	0.16	0.127	O	|	|	|	|	0.32
28.167	0.00	0.16	0.126	O	|	|	|	|	0.31
28.250	0.00	0.16	0.125	O	|	|	|	|	0.31
28.333	0.00	0.16	0.124	O	|	|	|	|	0.31
28.417	0.00	0.16	0.123	O	|	|	|	|	0.31
28.500	0.00	0.16	0.122	O	|	|	|	|	0.30
28.583	0.00	0.16	0.120	O	|	|	|	|	0.30
28.667	0.00	0.15	0.119	O	|	|	|	|	0.30
28.750	0.00	0.15	0.118	O	|	|	|	|	0.30
28.833	0.00	0.15	0.117	O	|	|	|	|	0.29
28.917	0.00	0.15	0.116	O	|	|	|	|	0.29
29.000	0.00	0.15	0.115	O	|	|	|	|	0.29
29.083	0.00	0.15	0.114	O	|	|	|	|	0.28
29.167	0.00	0.15	0.113	O	|	|	|	|	0.28
29.250	0.00	0.15	0.112	O	|	|	|	|	0.28
29.333	0.00	0.14	0.111	O	|	|	|	|	0.28
29.417	0.00	0.14	0.110	O	|	|	|	|	0.27
29.500	0.00	0.14	0.109	O	|	|	|	|	0.27
29.583	0.00	0.14	0.108	O	|	|	|	|	0.27
29.667	0.00	0.14	0.107	O	|	|	|	|	0.27
29.750	0.00	0.14	0.106	O	|	|	|	|	0.27
29.833	0.00	0.14	0.105	O	|	|	|	|	0.26
29.917	0.00	0.14	0.104	O	|	|	|	|	0.26
30.000	0.00	0.13	0.103	O	|	|	|	|	0.26
30.083	0.00	0.13	0.103	O	|	|	|	|	0.26
30.167	0.00	0.13	0.102	O	|	|	|	|	0.25
30.250	0.00	0.13	0.101	O	|	|	|	|	0.25
30.333	0.00	0.13	0.100	O	|	|	|	|	0.25
30.417	0.00	0.13	0.099	O	|	|	|	|	0.25
30.500	0.00	0.13	0.098	O	|	|	|	|	0.24
30.583	0.00	0.13	0.097	O	|	|	|	|	0.24
30.667	0.00	0.12	0.096	O	|	|	|	|	0.24
30.750	0.00	0.12	0.095	O	|	|	|	|	0.24
30.833	0.00	0.12	0.095	O	|	|	|	|	0.24
30.917	0.00	0.12	0.094	O	|	|	|	|	0.23
31.000	0.00	0.12	0.093	O	|	|	|	|	0.23
31.083	0.00	0.12	0.092	O	|	|	|	|	0.23
31.167	0.00	0.12	0.091	O	|	|	|	|	0.23
31.250	0.00	0.12	0.090	O	|	|	|	|	0.23
31.333	0.00	0.12	0.090	O	|	|	|	|	0.22
31.417	0.00	0.12	0.089	O	|	|	|	|	0.22
31.500	0.00	0.11	0.088	O	|	|	|	|	0.22
31.583	0.00	0.11	0.087	O	|	|	|	|	0.22
31.667	0.00	0.11	0.087	O	|	|	|	|	0.22
31.750	0.00	0.11	0.086	O	|	|	|	|	0.21
31.833	0.00	0.11	0.085	O	|	|	|	|	0.21
31.917	0.00	0.11	0.084	O	|	|	|	|	0.21
32.000	0.00	0.11	0.084	O	|	|	|	|	0.21
32.083	0.00	0.11	0.083	O	|	|	|	|	0.21
32.167	0.00	0.11	0.082	O	|	|	|	|	0.20
32.250	0.00	0.11	0.081	O	|	|	|	|	0.20
32.333	0.00	0.10	0.081	O	|	|	|	|	0.20
32.417	0.00	0.10	0.080	O	|	|	|	|	0.20
32.500	0.00	0.10	0.079	O	|	|	|	|	0.20
32.583	0.00	0.10	0.078	O	|	|	|	|	0.20
32.667	0.00	0.10	0.078	O	|	|	|	|	0.19
32.750	0.00	0.10	0.077	O	|	|	|	|	0.19

Remaining water in basin = 0.08 (Ac.Ft)

**********HYDROGRAPH DATA**********

Number of intervals = 393
Time interval = 5.0 (Min.)
Maximum/Peak flow rate = 0.593 (CFS)
Total volume = 0.956 (Ac.Ft)

Status of hydrographs being held in storage

	Stream 1	Stream 2	Stream 3	Stream 4	Stream 5
Peak (CFS)	0.000	0.000	0.000	0.000	0.000
Vol (Ac.Ft)	0.000	0.000	0.000	0.000	0.000

****

```
                    FLOOD HYDROGRAPH ROUTING PROGRAM
            Copyright (c) CIVILCADD/CIVILDESIGN, 1989 - 2004
                        Study date: 03/28/20

---------------------------------------------------------------------

Routing for Basin "CC"

---------------------------------------------------------------------

Program License Serial Number 4027

---------------------------------------------------------------------
******************** HYDROGRAPH INFORMATION *********************

                    From study/file name: c24100.rte
****************************HYDROGRAPH DATA****************************
                    Number of intervals =   292
                    Time interval =    5.0 (Min.)
                    Maximum/Peak flow rate =        3.477 (CFS)
                    Total volume =       1.318 (Ac.Ft)
          Status of hydrographs being held in storage
                     Stream 1  Stream 2  Stream 3  Stream 4  Stream 5
          Peak (CFS)      0.000     0.000     0.000     0.000     0.000
          Vol (Ac.Ft)      0.000     0.000     0.000     0.000     0.000
*********************************************************************


++++++++++++++++++++++++++++++++++++++++++++++++++++++++++++++++++++++
Process from Point/Station        0.000 to Point/Station        0.000
**** RETARDING BASIN ROUTING ****
______________________________________________________________________

User entry of depth-outflow-storage data
---------------------------------------------------------------------
Total number of inflow hydrograph intervals = 292
Hydrograph time unit =  5.000 (Min.)
Initial depth in storage basin =   0.00(Ft.)
---------------------------------------------------------------------
---------------------------------------------------------------------
Initial basin depth =   0.00 (Ft.)
Initial basin storage =      0.00 (Ac.Ft)
Initial basin outflow =   0.00 (CFS)
---------------------------------------------------------------------
---------------------------------------------------------------------
Depth vs. Storage and Depth vs. Discharge data:
 Basin Depth  Storage    Outflow   (S-O*dt/2)   (S+O*dt/2)
     (Ft.)    (Ac.Ft)    (CFS)     (Ac.Ft)    (Ac.Ft)
---------------------------------------------------------------------
0.000      0.000      0.000      0.000        0.000
1.000      0.401      0.520      0.399        0.403
2.000      0.854      0.590      0.852        0.856
3.000      1.349      0.610      1.347        1.351
---------------------------------------------------------------------
                    Hydrograph Detention Basin Routing
---------------------------------------------------------------------

Graph values: 'I'= unit inflow; 'O'=outflow at time shown
---------------------------------------------------------------------
 Time   Inflow  Outflow    Storage                                    Depth
(Hours)  (CFS)   (CFS)     (Ac.Ft) .0       0.9    1.74    2.61    3.48 (Ft.)
 0.083    0.04    0.00      0.000  O       |       |       |       |     0.00
 0.167    0.10    0.00      0.001  O       |       |       |       |     0.00
 0.250    0.11    0.00      0.001  OI      |       |       |       |     0.00
 0.333    0.14    0.00      0.002  OI      |       |       |       |     0.01
 0.417    0.16    0.00      0.003  OI      |       |       |       |     0.01
 0.500    0.17    0.01      0.004  OI      |       |       |       |     0.01
 0.583    0.17    0.01      0.005  OI      |       |       |       |     0.01
 0.667    0.17    0.01      0.007  OI      |       |       |       |     0.02
 0.750    0.17    0.01      0.008  OI      |       |       |       |     0.02
 0.833    0.19    0.01      0.009  OI      |       |       |       |     0.02
 0.917    0.22    0.01      0.010  O I     |       |       |       |     0.03
 1.000    0.23    0.02      0.012  O I     |       |       |       |     0.03
 1.083    0.21    0.02      0.013  OI      |       |       |       |     0.03
 1.167    0.18    0.02      0.014  OI      |       |       |       |     0.04
 1.250    0.18    0.02      0.015  OI      |       |       |       |     0.04
 1.333    0.17    0.02      0.016  OI      |       |       |       |     0.04
 1.417    0.17    0.02      0.017  OI      |       |       |       |     0.04
 1.500    0.17    0.02      0.019  OI      |       |       |       |     0.05
 1.583    0.17    0.03      0.020  OI      |       |       |       |     0.05
 1.667    0.17    0.03      0.021  OI      |       |       |       |     0.05
 1.750    0.17    0.03      0.022  OI      |       |       |       |     0.05
 1.833    0.19    0.03      0.023  OI      |       |       |       |     0.06
 1.917    0.22    0.03      0.024  O I     |       |       |       |     0.06
 2.000    0.23    0.03      0.025  O I     |       |       |       |     0.06
 2.083    0.23    0.03      0.027  O I     |       |       |       |     0.07
 2.167    0.23    0.04      0.028  O I     |       |       |       |     0.07
 2.250    0.23    0.04      0.029  O I     |       |       |       |     0.07
```

2.333	0.23	0.04	0.031	O I				0.08
2.417	0.23	0.04	0.032	O I				0.08
2.500	0.23	0.04	0.033	O I				0.08
2.583	0.25	0.04	0.034	O I				0.09
2.667	0.28	0.05	0.036	O I				0.09
2.750	0.29	0.05	0.038	O I				0.09
2.833	0.29	0.05	0.039	O I				0.10
2.917	0.29	0.05	0.041	O I				0.10
3.000	0.29	0.06	0.042	O I				0.11
3.083	0.29	0.06	0.044	O I				0.11
3.167	0.29	0.06	0.046	O I				0.11
3.250	0.29	0.06	0.047	O I				0.12
3.333	0.29	0.06	0.049	O I				0.12
3.417	0.29	0.07	0.050	O I				0.13
3.500	0.29	0.07	0.052	O I				0.13
3.583	0.29	0.07	0.053	O I				0.13
3.667	0.29	0.07	0.055	O I				0.14
3.750	0.29	0.07	0.056	O I				0.14
3.833	0.31	0.08	0.058	O I				0.14
3.917	0.34	0.08	0.060	O I				0.15
4.000	0.34	0.08	0.061	O I				0.15
4.083	0.34	0.08	0.063	O I				0.16
4.167	0.35	0.08	0.065	O I				0.16
4.250	0.35	0.09	0.067	O I				0.17
4.333	0.37	0.09	0.069	O I				0.17
4.417	0.39	0.09	0.071	O I				0.18
4.500	0.40	0.09	0.073	O I				0.18
4.583	0.40	0.10	0.075	O I				0.19
4.667	0.40	0.10	0.077	O I				0.19
4.750	0.40	0.10	0.079	O I				0.20
4.833	0.43	0.11	0.081	O I				0.20
4.917	0.45	0.11	0.084	O I				0.21
5.000	0.46	0.11	0.086	O I				0.21
5.083	0.42	0.11	0.088	O I				0.22
5.167	0.36	0.12	0.090	O I				0.22
5.250	0.35	0.12	0.092	O I				0.23
5.333	0.37	0.12	0.093	O I				0.23
5.417	0.39	0.12	0.095	O I				0.24
5.500	0.40	0.13	0.097	O I				0.24
5.583	0.42	0.13	0.099	O I				0.25
5.667	0.45	0.13	0.101	O I				0.25
5.750	0.46	0.13	0.103	O I				0.26
5.833	0.46	0.14	0.106	O I				0.26
5.917	0.46	0.14	0.108	O I				0.27
6.000	0.46	0.14	0.110	O I				0.27
6.083	0.48	0.15	0.112	O I				0.28
6.167	0.51	0.15	0.115	O I				0.29
6.250	0.52	0.15	0.117	O I				0.29
6.333	0.52	0.16	0.120	O I				0.30
6.417	0.52	0.16	0.122	O I				0.30
6.500	0.52	0.16	0.125	O I				0.31
6.583	0.54	0.16	0.127	O I				0.32
6.667	0.57	0.17	0.130	O I				0.32
6.750	0.57	0.17	0.133	O I				0.33
6.833	0.58	0.18	0.135	O I				0.34
6.917	0.58	0.18	0.138	O I				0.34
7.000	0.58	0.18	0.141	O I				0.35
7.083	0.58	0.19	0.143	O I				0.36
7.167	0.58	0.19	0.146	O I				0.36
7.250	0.58	0.19	0.149	O I				0.37
7.333	0.60	0.20	0.152	O I				0.38
7.417	0.63	0.20	0.154	O I				0.38
7.500	0.63	0.20	0.157	O I				0.39
7.583	0.66	0.21	0.160	O I				0.40
7.667	0.68	0.21	0.163	O I				0.41
7.750	0.69	0.22	0.167	O I				0.42
7.833	0.71	0.22	0.170	O I				0.42
7.917	0.74	0.22	0.173	O I				0.43
8.000	0.75	0.23	0.177	O I				0.44
8.083	0.79	0.23	0.181	O I				0.45
8.167	0.85	0.24	0.185	O I				0.46
8.250	0.86	0.25	0.189	O I				0.47
8.333	0.86	0.25	0.193	O I				0.48
8.417	0.86	0.26	0.197	O I				0.49
8.500	0.86	0.26	0.202	O I				0.50
8.583	0.89	0.27	0.206	O I				0.51
8.667	0.91	0.27	0.210	O I				0.52
8.750	0.92	0.28	0.215	O I				0.54
8.833	0.62	0.28	0.218	O I				0.54
8.917	0.26	0.28	0.219	O				0.55
9.000	0.19	0.28	0.219	IO				0.55
9.083	0.30	0.28	0.218	O				0.54
9.167	0.45	0.28	0.219	O I				0.55
9.250	0.50	0.29	0.220	O I				0.55
9.333	0.58	0.29	0.222	O I				0.55
9.417	0.67	0.29	0.224	O I				0.56
9.500	0.70	0.29	0.227	O I				0.57
9.583	0.78	0.30	0.230	O I				0.57
9.667	0.87	0.30	0.234	O I				0.58
9.750	0.90	0.31	0.238	O I				0.59
9.833	0.97	0.31	0.242	O I				0.60
9.917	1.06	0.32	0.247	O I				0.62
10.000	1.09	0.33	0.252	O I				0.63
10.083	1.01	0.33	0.257	O I				0.64
10.167	0.58	0.34	0.260	O I				0.65

10.250	0.15	0.34	0.260	I O	0.65
10.333	0.07	0.34	0.259	I O	0.65
10.417	0.05	0.33	0.257	I O	0.64
10.500	0.05	0.33	0.255	I O	0.64
10.583	0.36	0.33	0.254	O	0.63
10.667	0.75	0.33	0.256	O I	0.64
10.750	0.84	0.34	0.259	O I	0.65
10.833	0.88	0.34	0.262	O I	0.65
10.917	0.90	0.35	0.266	O I	0.66
11.000	0.92	0.35	0.270	O I	0.67
11.083	0.87	0.35	0.274	O I	0.68
11.167	0.80	0.36	0.277	O I	0.69
11.250	0.80	0.36	0.280	O I	0.70
11.333	0.80	0.37	0.283	O I	0.71
11.417	0.81	0.37	0.286	O I	0.71
11.500	0.82	0.37	0.289	O I	0.72
11.583	0.71	0.38	0.292	O I	0.73
11.667	0.57	0.38	0.294	O I	0.73
11.750	0.55	0.38	0.295	O I	0.74
11.833	0.61	0.38	0.296	O I	0.74
11.917	0.69	0.39	0.298	O I	0.74
12.000	0.72	0.39	0.300	O I	0.75
12.083	1.16	0.39	0.304	O I	0.76
12.167	1.70	0.40	0.311	O I	0.78
12.250	1.83	0.42	0.321	O I	0.80
12.333	1.94	0.43	0.331	O I	0.82
12.417	2.04	0.44	0.341	O I	0.85
12.500	2.07	0.46	0.352	O I	0.88
12.583	2.20	0.47	0.364	O I	0.91
12.667	2.37	0.49	0.376	O I	0.94
12.750	2.41	0.50	0.389	O I	0.97
12.833	2.49	0.52	0.403	O I	1.00
12.917	2.58	0.52	0.416	O I	1.03
13.000	2.61	0.52	0.431	O I	1.07
13.083	2.93	0.53	0.446	O I	1.10
13.167	3.32	0.53	0.464	O I	1.14
13.250	3.41	0.53	0.484	O I	1.18
13.333	3.45	0.54	0.503	O I	1.23
13.417	3.47	0.54	0.524	O I	1.27
13.500	3.48	0.54	0.544	O I	1.32
13.583	2.82	0.54	0.562	O I	1.35
13.667	2.00	0.55	0.574	O I	1.38
13.750	1.83	0.55	0.584	O I	1.40
13.833	1.78	0.55	0.593	O I	1.42
13.917	1.77	0.55	0.601	O I	1.44
14.000	1.78	0.55	0.609	O I	1.46
14.083	2.03	0.55	0.619	O I	1.48
14.167	2.34	0.56	0.630	O I	1.51
14.250	2.41	0.56	0.642	O I	1.53
14.333	2.38	0.56	0.655	O I	1.56
14.417	2.33	0.56	0.667	O I	1.59
14.500	2.32	0.56	0.680	O I	1.61
14.583	2.32	0.56	0.692	O I	1.64
14.667	2.33	0.57	0.704	O I	1.67
14.750	2.34	0.57	0.716	O I	1.70
14.833	2.29	0.57	0.728	O I	1.72
14.917	2.22	0.57	0.740	O I	1.75
15.000	2.22	0.57	0.751	O I	1.77
15.083	2.16	0.58	0.762	O I	1.80
15.167	2.09	0.58	0.773	O I	1.82
15.250	2.08	0.58	0.783	O I	1.84
15.333	2.03	0.58	0.793	O I	1.87
15.417	1.96	0.58	0.803	O I	1.89
15.500	1.95	0.58	0.813	O I	1.91
15.583	1.71	0.58	0.821	O I	1.93
15.667	1.42	0.59	0.828	O I	1.94
15.750	1.36	0.59	0.833	O I	1.95
15.833	1.35	0.59	0.839	O I	1.97
15.917	1.35	0.59	0.844	O I	1.98
16.000	1.36	0.59	0.849	O I	1.99
16.083	0.93	0.59	0.853	O I	2.00
16.167	0.40	0.59	0.853	I O	2.00
16.250	0.28	0.59	0.852	I O	2.00
16.333	0.25	0.59	0.850	I O	1.99
16.417	0.23	0.59	0.847	I O	1.98
16.500	0.23	0.59	0.845	I O	1.98
16.583	0.21	0.59	0.842	I O	1.97
16.667	0.18	0.59	0.839	I O	1.97
16.750	0.18	0.59	0.837	I O	1.96
16.833	0.17	0.59	0.834	I O	1.96
16.917	0.17	0.59	0.831	I O	1.95
17.000	0.17	0.59	0.828	I O	1.94
17.083	0.22	0.59	0.825	I O	1.94
17.167	0.27	0.59	0.823	I O	1.93
17.250	0.28	0.58	0.821	I O	1.93
17.333	0.29	0.58	0.819	I O	1.92
17.417	0.29	0.58	0.817	I O	1.92
17.500	0.29	0.58	0.815	I O	1.91
17.583	0.29	0.58	0.813	I O	1.91
17.667	0.29	0.58	0.811	I O	1.90
17.750	0.29	0.58	0.809	I O	1.90
17.833	0.27	0.58	0.807	I O	1.90
17.917	0.24	0.58	0.804	I O	1.89
18.000	0.23	0.58	0.802	I O	1.88
18.083	0.23	0.58	0.799	I O	1.88

18.167	0.23	0.58	0.797	| I	O |	|	|	|	1.87
18.250	0.23	0.58	0.795	| I	O |	|	|	|	1.87
18.333	0.23	0.58	0.792	| I	O |	|	|	|	1.86
18.417	0.23	0.58	0.790	| I	O |	|	|	|	1.86
18.500	0.23	0.58	0.787	| I	O |	|	|	|	1.85
18.583	0.21	0.58	0.785	|I	O |	|	|	|	1.85
18.667	0.18	0.58	0.782	|I	O |	|	|	|	1.84
18.750	0.18	0.58	0.780	|I	O |	|	|	|	1.84
18.833	0.15	0.58	0.777	|I	O |	|	|	|	1.83
18.917	0.12	0.58	0.774	|I	O |	|	|	|	1.82
19.000	0.12	0.58	0.771	|I	O |	|	|	|	1.82
19.083	0.14	0.58	0.767	|I	O |	|	|	|	1.81
19.167	0.16	0.58	0.764	|I	O |	|	|	|	1.80
19.250	0.17	0.58	0.762	|I	O |	|	|	|	1.80
19.333	0.19	0.58	0.759	|I	O |	|	|	|	1.79
19.417	0.22	0.57	0.756	| I	O |	|	|	|	1.78
19.500	0.23	0.57	0.754	| I	O |	|	|	|	1.78
19.583	0.21	0.57	0.752	|I	O |	|	|	|	1.77
19.667	0.18	0.57	0.749	|I	O |	|	|	|	1.77
19.750	0.18	0.57	0.746	|I	O |	|	|	|	1.76
19.833	0.15	0.57	0.743	|I	O |	|	|	|	1.76
19.917	0.12	0.57	0.740	|I	O |	|	|	|	1.75
20.000	0.12	0.57	0.737	|I	O |	|	|	|	1.74
20.083	0.14	0.57	0.734	|I	O |	|	|	|	1.74
20.167	0.16	0.57	0.731	|I	O |	|	|	|	1.73
20.250	0.17	0.57	0.729	|I	O |	|	|	|	1.72
20.333	0.17	0.57	0.726	|I	O |	|	|	|	1.72
20.417	0.17	0.57	0.723	|I	O |	|	|	|	1.71
20.500	0.17	0.57	0.720	|I	O |	|	|	|	1.70
20.583	0.17	0.57	0.718	|I	O |	|	|	|	1.70
20.667	0.17	0.57	0.715	|I	O |	|	|	|	1.69
20.750	0.17	0.57	0.712	|I	O |	|	|	|	1.69
20.833	0.15	0.57	0.709	|I	O |	|	|	|	1.68
20.917	0.12	0.57	0.706	|I	O |	|	|	|	1.67
21.000	0.12	0.57	0.703	|I	O |	|	|	|	1.67
21.083	0.14	0.57	0.700	|I	O |	|	|	|	1.66
21.167	0.16	0.57	0.697	|I	O |	|	|	|	1.65
21.250	0.17	0.57	0.695	|I	O |	|	|	|	1.65
21.333	0.15	0.56	0.692	|I	O |	|	|	|	1.64
21.417	0.12	0.56	0.689	|I	O |	|	|	|	1.64
21.500	0.12	0.56	0.686	|I	O |	|	|	|	1.63
21.583	0.14	0.56	0.683	|I	O |	|	|	|	1.62
21.667	0.16	0.56	0.680	|I	O |	|	|	|	1.62
21.750	0.17	0.56	0.677	|I	O |	|	|	|	1.61
21.833	0.15	0.56	0.675	|I	O |	|	|	|	1.60
21.917	0.12	0.56	0.672	|I	O |	|	|	|	1.60
22.000	0.12	0.56	0.669	|I	O |	|	|	|	1.59
22.083	0.14	0.56	0.666	|I	O |	|	|	|	1.58
22.167	0.16	0.56	0.663	|I	O |	|	|	|	1.58
22.250	0.17	0.56	0.660	|I	O |	|	|	|	1.57
22.333	0.15	0.56	0.657	|I	O |	|	|	|	1.57
22.417	0.12	0.56	0.654	|I	O |	|	|	|	1.56
22.500	0.12	0.56	0.651	|I	O |	|	|	|	1.55
22.583	0.12	0.56	0.648	|I	O |	|	|	|	1.55
22.667	0.12	0.56	0.645	|I	O |	|	|	|	1.54
22.750	0.12	0.56	0.642	|I	O |	|	|	|	1.53
22.833	0.12	0.56	0.639	|I	O |	|	|	|	1.53
22.917	0.12	0.56	0.636	|I	O |	|	|	|	1.52
23.000	0.12	0.56	0.633	|I	O |	|	|	|	1.51
23.083	0.12	0.56	0.630	|I	O |	|	|	|	1.51
23.167	0.12	0.55	0.627	|I	O |	|	|	|	1.50
23.250	0.12	0.55	0.624	|I	O |	|	|	|	1.49
23.333	0.12	0.55	0.621	|I	O |	|	|	|	1.49
23.417	0.12	0.55	0.618	|I	O |	|	|	|	1.48
23.500	0.12	0.55	0.615	|I	O |	|	|	|	1.47
23.583	0.12	0.55	0.612	|I	O |	|	|	|	1.47
23.667	0.12	0.55	0.609	|I	O |	|	|	|	1.46
23.750	0.12	0.55	0.606	|I	O |	|	|	|	1.45
23.833	0.12	0.55	0.603	|I	O |	|	|	|	1.45
23.917	0.12	0.55	0.600	|I	O |	|	|	|	1.44
24.000	0.12	0.55	0.597	|I	O |	|	|	|	1.43
24.083	0.07	0.55	0.594	I	O |	|	|	|	1.43
24.167	0.02	0.55	0.590	I	O |	|	|	|	1.42
24.250	0.01	0.55	0.587	I	O |	|	|	|	1.41
24.333	0.00	0.55	0.583	I	O |	|	|	|	1.40
24.417	0.00	0.55	0.579	I	O |	|	|	|	1.39
24.500	0.00	0.55	0.575	I	O |	|	|	|	1.39
24.583	0.00	0.55	0.572	I	O |	|	|	|	1.38
24.667	0.00	0.55	0.568	I	O |	|	|	|	1.37
24.750	0.00	0.55	0.564	I	O |	|	|	|	1.36
24.833	0.00	0.54	0.560	I	O |	|	|	|	1.35
24.917	0.00	0.54	0.557	I	O |	|	|	|	1.34
25.000	0.00	0.54	0.553	I	O |	|	|	|	1.34
25.083	0.00	0.54	0.549	I	O |	|	|	|	1.33
25.167	0.00	0.54	0.545	I	O |	|	|	|	1.32
25.250	0.00	0.54	0.542	I	O |	|	|	|	1.31
25.333	0.00	0.54	0.538	I	O |	|	|	|	1.30
25.417	0.00	0.54	0.534	I	O |	|	|	|	1.29
25.500	0.00	0.54	0.530	I	O |	|	|	|	1.29
25.583	0.00	0.54	0.527	I	O |	|	|	|	1.28
25.667	0.00	0.54	0.523	I	O |	|	|	|	1.27
25.750	0.00	0.54	0.519	I	O |	|	|	|	1.26
25.833	0.00	0.54	0.516	I	O |	|	|	|	1.25
25.917	0.00	0.54	0.512	I	O |	|	|	|	1.24
26.000	0.00	0.54	0.508	I	O |	|	|	|	1.24

26.083	0.00	0.54	0.505	I	O					1.23
26.167	0.00	0.54	0.501	I	O					1.22
26.250	0.00	0.53	0.497	I	O					1.21
26.333	0.00	0.53	0.494	I	O					1.20
26.417	0.00	0.53	0.490	I	O					1.20
26.500	0.00	0.53	0.486	I	O					1.19
26.583	0.00	0.53	0.482	I	O					1.18
26.667	0.00	0.53	0.479	I	O					1.17
26.750	0.00	0.53	0.475	I	O					1.16
26.833	0.00	0.53	0.471	I	O					1.16
26.917	0.00	0.53	0.468	I	O					1.15
27.000	0.00	0.53	0.464	I	O					1.14
27.083	0.00	0.53	0.461	I	O					1.13
27.167	0.00	0.53	0.457	I	O					1.12
27.250	0.00	0.53	0.453	I	O					1.12
27.333	0.00	0.53	0.450	I	O					1.11
27.417	0.00	0.53	0.446	I	O					1.10
27.500	0.00	0.53	0.442	I	O					1.09
27.583	0.00	0.53	0.439	I	O					1.08
27.667	0.00	0.53	0.435	I	O					1.08
27.750	0.00	0.52	0.432	I	O					1.07
27.833	0.00	0.52	0.428	I	O					1.06
27.917	0.00	0.52	0.424	I	O					1.05
28.000	0.00	0.52	0.421	I	O					1.04
28.083	0.00	0.52	0.417	I	O					1.04
28.167	0.00	0.52	0.413	I	O					1.03
28.250	0.00	0.52	0.410	I	O					1.02
28.333	0.00	0.52	0.406	I	O					1.01
28.417	0.00	0.52	0.403	I	O					1.00
28.500	0.00	0.52	0.399	I	O					1.00
28.583	0.00	0.51	0.396	I	O					0.99
28.667	0.00	0.51	0.392	I	O					0.98
28.750	0.00	0.50	0.389	I	O					0.97
28.833	0.00	0.50	0.385	I	O					0.96
28.917	0.00	0.49	0.382	I	O					0.95
29.000	0.00	0.49	0.378	I	O					0.94
29.083	0.00	0.49	0.375	I	O					0.94
29.167	0.00	0.48	0.372	I	O					0.93
29.250	0.00	0.48	0.368	I	O					0.92
29.333	0.00	0.47	0.365	I	O					0.91
29.417	0.00	0.47	0.362	I	O					0.90
29.500	0.00	0.46	0.359	I	O					0.89
29.583	0.00	0.46	0.355	I	O					0.89
29.667	0.00	0.46	0.352	I	O					0.88
29.750	0.00	0.45	0.349	I	O					0.87
29.833	0.00	0.45	0.346	I	O					0.86
29.917	0.00	0.44	0.343	I	O					0.86
30.000	0.00	0.44	0.340	I	O					0.85
30.083	0.00	0.44	0.337	I	O					0.84
30.167	0.00	0.43	0.334	I	O					0.83
30.250	0.00	0.43	0.331	I	O					0.83
30.333	0.00	0.43	0.328	I	O					0.82
30.417	0.00	0.42	0.325	I	O					0.81
30.500	0.00	0.42	0.322	I	O					0.80
30.583	0.00	0.41	0.319	I	O					0.80
30.667	0.00	0.41	0.316	I	O					0.79
30.750	0.00	0.41	0.314	I	O					0.78
30.833	0.00	0.40	0.311	I	O					0.78
30.917	0.00	0.40	0.308	I	O					0.77
31.000	0.00	0.40	0.305	I	O					0.76
31.083	0.00	0.39	0.303	I	O					0.75
31.167	0.00	0.39	0.300	I	O					0.75
31.250	0.00	0.39	0.297	I	O					0.74
31.333	0.00	0.38	0.295	I	O					0.73
31.417	0.00	0.38	0.292	I	O					0.73
31.500	0.00	0.38	0.289	I	O					0.72
31.583	0.00	0.37	0.287	I	O					0.72
31.667	0.00	0.37	0.284	I	O					0.71
31.750	0.00	0.37	0.282	I	O					0.70
31.833	0.00	0.36	0.279	I	O					0.70
31.917	0.00	0.36	0.277	I	O					0.69
32.000	0.00	0.36	0.274	I	O					0.68
32.083	0.00	0.35	0.272	I	O					0.68
32.167	0.00	0.35	0.269	I	O					0.67
32.250	0.00	0.35	0.267	I	O					0.67
32.333	0.00	0.34	0.265	I	O					0.66
32.417	0.00	0.34	0.262	I	O					0.65
32.500	0.00	0.34	0.260	I	O					0.65
32.583	0.00	0.33	0.258	I	O					0.64
32.667	0.00	0.33	0.255	I	O					0.64
32.750	0.00	0.33	0.253	I	O					0.63
32.833	0.00	0.33	0.251	I	O					0.63
32.917	0.00	0.32	0.249	I	O					0.62
33.000	0.00	0.32	0.246	I	O					0.61
33.083	0.00	0.32	0.244	I	O					0.61
33.167	0.00	0.31	0.242	I	O					0.60
33.250	0.00	0.31	0.240	I	O					0.60
33.333	0.00	0.31	0.238	I	O					0.59
33.417	0.00	0.31	0.236	I	O					0.59
33.500	0.00	0.30	0.234	I	O					0.58
33.583	0.00	0.30	0.231	I	O					0.58
33.667	0.00	0.30	0.229	I	O					0.57
33.750	0.00	0.29	0.227	I	O					0.57
33.833	0.00	0.29	0.225	I	O					0.56
33.917	0.00	0.29	0.223	I	O					0.56

34.000	0.00	0.29	0.221	I O				0.55
34.083	0.00	0.28	0.219	I O				0.55
34.167	0.00	0.28	0.217	I O				0.54
34.250	0.00	0.28	0.216	I O				0.54
34.333	0.00	0.28	0.214	I O				0.53
34.417	0.00	0.27	0.212	I O				0.53
34.500	0.00	0.27	0.210	I O				0.52
34.583	0.00	0.27	0.208	I O				0.52
34.667	0.00	0.27	0.206	I O				0.51
34.750	0.00	0.26	0.204	I O				0.51
34.833	0.00	0.26	0.202	I O				0.50
34.917	0.00	0.26	0.201	I O				0.50
35.000	0.00	0.26	0.199	I O				0.50
35.083	0.00	0.26	0.197	I O				0.49
35.167	0.00	0.25	0.195	I O				0.49
35.250	0.00	0.25	0.194	I O				0.48
35.333	0.00	0.25	0.192	I O				0.48
35.417	0.00	0.25	0.190	I O				0.47
35.500	0.00	0.24	0.189	I O				0.47
35.583	0.00	0.24	0.187	I O				0.47
35.667	0.00	0.24	0.185	I O				0.46
35.750	0.00	0.24	0.184	I O				0.46
35.833	0.00	0.24	0.182	I O				0.45
35.917	0.00	0.23	0.180	I O				0.45
36.000	0.00	0.23	0.179	I O				0.45
36.083	0.00	0.23	0.177	I O				0.44
36.167	0.00	0.23	0.176	I O				0.44
36.250	0.00	0.23	0.174	I O				0.43
36.333	0.00	0.22	0.172	I O				0.43
36.417	0.00	0.22	0.171	I O				0.43
36.500	0.00	0.22	0.169	I O				0.42
36.583	0.00	0.22	0.168	I O				0.42
36.667	0.00	0.22	0.166	IO				0.41
36.750	0.00	0.21	0.165	IO				0.41
36.833	0.00	0.21	0.163	IO				0.41
36.917	0.00	0.21	0.162	IO				0.40
37.000	0.00	0.21	0.161	IO				0.40
37.083	0.00	0.21	0.159	IO				0.40
37.167	0.00	0.20	0.158	IO				0.39
37.250	0.00	0.20	0.156	IO				0.39
37.333	0.00	0.20	0.155	IO				0.39
37.417	0.00	0.20	0.154	IO				0.38
37.500	0.00	0.20	0.152	IO				0.38
37.583	0.00	0.20	0.151	IO				0.38
37.667	0.00	0.19	0.149	IO				0.37
37.750	0.00	0.19	0.148	IO				0.37
37.833	0.00	0.19	0.147	IO				0.37
37.917	0.00	0.19	0.145	IO				0.36
38.000	0.00	0.19	0.144	IO				0.36
38.083	0.00	0.19	0.143	IO				0.36
38.167	0.00	0.18	0.142	IO				0.35
38.250	0.00	0.18	0.140	IO				0.35
38.333	0.00	0.18	0.139	IO				0.35
38.417	0.00	0.18	0.138	IO				0.34
38.500	0.00	0.18	0.137	IO				0.34
38.583	0.00	0.18	0.135	IO				0.34
38.667	0.00	0.17	0.134	IO				0.33
38.750	0.00	0.17	0.133	IO				0.33
38.833	0.00	0.17	0.132	IO				0.33
38.917	0.00	0.17	0.131	IO				0.33
39.000	0.00	0.17	0.130	IO				0.32
39.083	0.00	0.17	0.128	IO				0.32
39.167	0.00	0.17	0.127	IO				0.32
39.250	0.00	0.16	0.126	IO				0.31
39.333	0.00	0.16	0.125	IO				0.31
39.417	0.00	0.16	0.124	IO				0.31
39.500	0.00	0.16	0.123	IO				0.31
39.583	0.00	0.16	0.122	IO				0.30
39.667	0.00	0.16	0.121	IO				0.30
39.750	0.00	0.16	0.120	IO				0.30
39.833	0.00	0.15	0.118	IO				0.30
39.917	0.00	0.15	0.117	IO				0.29
40.000	0.00	0.15	0.116	IO				0.29
40.083	0.00	0.15	0.115	IO				0.29
40.167	0.00	0.15	0.114	IO				0.29
40.250	0.00	0.15	0.113	IO				0.28
40.333	0.00	0.15	0.112	IO				0.28
40.417	0.00	0.14	0.111	IO				0.28
40.500	0.00	0.14	0.110	IO				0.28
40.583	0.00	0.14	0.109	IO				0.27
40.667	0.00	0.14	0.108	IO				0.27
40.750	0.00	0.14	0.107	IO				0.27
40.833	0.00	0.14	0.106	IO				0.27
40.917	0.00	0.14	0.105	IO				0.26
41.000	0.00	0.14	0.105	IO				0.26
41.083	0.00	0.13	0.104	IO				0.26
41.167	0.00	0.13	0.103	IO				0.26
41.250	0.00	0.13	0.102	IO				0.25
41.333	0.00	0.13	0.101	IO				0.25
41.417	0.00	0.13	0.100	IO				0.25
41.500	0.00	0.13	0.099	IO				0.25
41.583	0.00	0.13	0.098	IO				0.24
41.667	0.00	0.13	0.097	IO				0.24
41.750	0.00	0.13	0.096	IO				0.24
41.833	0.00	0.12	0.096	IO				0.24

```
41.917    0.00    0.12      0.095  IO      |       |       |       |     0.24
42.000    0.00    0.12      0.094  IO      |       |       |       |     0.23
42.083    0.00    0.12      0.093  IO      |       |       |       |     0.23
42.167    0.00    0.12      0.092  IO      |       |       |       |     0.23
42.250    0.00    0.12      0.091  IO      |       |       |       |     0.23
42.333    0.00    0.12      0.091  IO      |       |       |       |     0.23
42.417    0.00    0.12      0.090  IO      |       |       |       |     0.22
42.500    0.00    0.12      0.089  IO      |       |       |       |     0.22
42.583    0.00    0.11      0.088  IO      |       |       |       |     0.22
42.667    0.00    0.11      0.087  IO      |       |       |       |     0.22
42.750    0.00    0.11      0.087  IO      |       |       |       |     0.22
42.833    0.00    0.11      0.086  IO      |       |       |       |     0.21
42.917    0.00    0.11      0.085  IO      |       |       |       |     0.21
43.000    0.00    0.11      0.084  IO      |       |       |       |     0.21
43.083    0.00    0.11      0.084  O       |       |       |       |     0.21
43.167    0.00    0.11      0.083  O       |       |       |       |     0.21
43.250    0.00    0.11      0.082  O       |       |       |       |     0.20
43.333    0.00    0.11      0.081  O       |       |       |       |     0.20
43.417    0.00    0.10      0.081  O       |       |       |       |     0.20
43.500    0.00    0.10      0.080  O       |       |       |       |     0.20
43.583    0.00    0.10      0.079  O       |       |       |       |     0.20
43.667    0.00    0.10      0.079  O       |       |       |       |     0.20
43.750    0.00    0.10      0.078  O       |       |       |       |     0.19
43.833    0.00    0.10      0.077  O       |       |       |       |     0.19
43.917    0.00    0.10      0.076  O       |       |       |       |     0.19

          Remaining water in basin =    0.08 (Ac.Ft)

          ***************************HYDROGRAPH DATA***************************
                              Number of intervals =   527
                              Time interval =    5.0 (Min.)
                              Maximum/Peak flow rate =        0.590 (CFS)
                              Total volume =       1.242 (Ac.Ft)
                    Status of hydrographs being held in storage
                               Stream 1  Stream 2  Stream 3  Stream 4  Stream 5
                    Peak (CFS)      0.000     0.000     0.000     0.000     0.000
                    Vol (Ac.Ft)      0.000     0.000     0.000     0.000     0.000
          *********************************************************************

          ---------------------------------------------------------------------
```

```
                    FLOOD HYDROGRAPH ROUTING PROGRAM
            Copyright (c) CIVILCADD/CIVILDESIGN, 1989 - 2004
                        Study date: 03/28/20

---------------------------------------------------------------------

Routing for Basin "DD"

---------------------------------------------------------------------

Program License Serial Number 4027

---------------------------------------------------------------------
******************** HYDROGRAPH INFORMATION *********************

                    From study/file name: d1100.rte
****************************HYDROGRAPH DATA****************************
                    Number of intervals =    16
                    Time interval =    5.0 (Min.)
                    Maximum/Peak flow rate =       12.939 (CFS)
                    Total volume =       0.408 (Ac.Ft)
          Status of hydrographs being held in storage
                     Stream 1  Stream 2  Stream 3  Stream 4  Stream 5
          Peak (CFS)      0.000     0.000     0.000     0.000     0.000
          Vol (Ac.Ft)      0.000     0.000     0.000     0.000     0.000
**********************************************************************


++++++++++++++++++++++++++++++++++++++++++++++++++++++++++++++++++++++
Process from Point/Station        0.000 to Point/Station        0.000
**** RETARDING BASIN ROUTING ****
______________________________________________________________________

User entry of depth-outflow-storage data
---------------------------------------------------------------------
Total number of inflow hydrograph intervals = 16
Hydrograph time unit =  5.000 (Min.)
Initial depth in storage basin =   0.00(Ft.)
---------------------------------------------------------------------
---------------------------------------------------------------------
Initial basin depth =   0.00 (Ft.)
Initial basin storage =      0.00 (Ac.Ft)
Initial basin outflow =   0.00 (CFS)
---------------------------------------------------------------------
---------------------------------------------------------------------
Depth vs. Storage and Depth vs. Discharge data:
 Basin Depth  Storage    Outflow   (S-O*dt/2)   (S+O*dt/2)
     (Ft.)    (Ac.Ft)    (CFS)     (Ac.Ft)    (Ac.Ft)
---------------------------------------------------------------------
0.000      0.000      0.000      0.000        0.000
1.000      0.138      0.260      0.137        0.139
2.000      0.324      0.320      0.323        0.325
3.000      0.572      0.380      0.571        0.573
---------------------------------------------------------------------
                    Hydrograph Detention Basin Routing
---------------------------------------------------------------------

Graph values: 'I'= unit inflow; 'O'=outflow at time shown
---------------------------------------------------------------------
 Time   Inflow  Outflow    Storage                                    Depth
(Hours)  (CFS)   (CFS)     (Ac.Ft) .0       3.2    6.47    9.70   12.94 (Ft.)
 0.083    0.69    0.00      0.002  OI      |       |       |       |     0.02
 0.167    1.69    0.02      0.010  O   I   |       |       |       |     0.08
 0.250    2.11    0.04      0.023  O    I  |       |       |       |     0.17
 0.333    2.33    0.07      0.038  O    I  |       |       |       |     0.28
 0.417    2.54    0.10      0.054  O     I |       |       |       |     0.39
 0.500    2.84    0.14      0.072  O      I|       |       |       |     0.52
 0.583    3.26    0.17      0.092  O       I       |       |       |     0.67
 0.667    3.98    0.22      0.116  O       |I      |       |       |     0.84
 0.750    5.83    0.26      0.148  O       |     I |       |       |     1.05
 0.833   12.87    0.28      0.210  O       |       |       |      I|     1.39
 0.917   12.94    0.31      0.297  O       |       |       |       I     1.86
 1.000    5.14    0.33      0.357  O       |   I   |       |       |     2.13
 1.083    2.17    0.33      0.380  O    I  |       |       |       |     2.23
 1.167    0.64    0.34      0.387  OI      |       |       |       |     2.26
 1.250    0.12    0.34      0.388  O       |       |       |       |     2.26
 1.333    0.03    0.33      0.386  O       |       |       |       |     2.25
 1.417    0.00    0.33      0.384  O       |       |       |       |     2.24
 1.500    0.00    0.33      0.381  O       |       |       |       |     2.23
 1.583    0.00    0.33      0.379  O       |       |       |       |     2.22
 1.667    0.00    0.33      0.377  O       |       |       |       |     2.21
 1.750    0.00    0.33      0.375  O       |       |       |       |     2.20
 1.833    0.00    0.33      0.372  O       |       |       |       |     2.19
 1.917    0.00    0.33      0.370  O       |       |       |       |     2.19
 2.000    0.00    0.33      0.368  O       |       |       |       |     2.18
 2.083    0.00    0.33      0.365  O       |       |       |       |     2.17
 2.167    0.00    0.33      0.363  O       |       |       |       |     2.16
 2.250    0.00    0.33      0.361  O       |       |       |       |     2.15
```

2.333	0.00	0.33	0.359	O	|	|	|	|	2.14
2.417	0.00	0.33	0.356	O	|	|	|	|	2.13
2.500	0.00	0.33	0.354	O	|	|	|	|	2.12
2.583	0.00	0.33	0.352	O	|	|	|	|	2.11
2.667	0.00	0.33	0.350	O	|	|	|	|	2.10
2.750	0.00	0.33	0.347	O	|	|	|	|	2.09
2.833	0.00	0.33	0.345	O	|	|	|	|	2.09
2.917	0.00	0.32	0.343	O	|	|	|	|	2.08
3.000	0.00	0.32	0.341	O	|	|	|	|	2.07
3.083	0.00	0.32	0.338	O	|	|	|	|	2.06
3.167	0.00	0.32	0.336	O	|	|	|	|	2.05
3.250	0.00	0.32	0.334	O	|	|	|	|	2.04
3.333	0.00	0.32	0.332	O	|	|	|	|	2.03
3.417	0.00	0.32	0.330	O	|	|	|	|	2.02
3.500	0.00	0.32	0.327	O	|	|	|	|	2.01
3.583	0.00	0.32	0.325	O	|	|	|	|	2.00
3.667	0.00	0.32	0.323	O	|	|	|	|	1.99
3.750	0.00	0.32	0.321	O	|	|	|	|	1.98
3.833	0.00	0.32	0.319	O	|	|	|	|	1.97
3.917	0.00	0.32	0.316	O	|	|	|	|	1.96
4.000	0.00	0.32	0.314	O	|	|	|	|	1.95
4.083	0.00	0.32	0.312	O	|	|	|	|	1.94
4.167	0.00	0.32	0.310	O	|	|	|	|	1.92
4.250	0.00	0.31	0.308	O	|	|	|	|	1.91
4.333	0.00	0.31	0.305	O	|	|	|	|	1.90
4.417	0.00	0.31	0.303	O	|	|	|	|	1.89
4.500	0.00	0.31	0.301	O	|	|	|	|	1.88
4.583	0.00	0.31	0.299	O	|	|	|	|	1.87
4.667	0.00	0.31	0.297	O	|	|	|	|	1.85
4.750	0.00	0.31	0.295	O	|	|	|	|	1.84
4.833	0.00	0.31	0.293	O	|	|	|	|	1.83
4.917	0.00	0.31	0.290	O	|	|	|	|	1.82
5.000	0.00	0.31	0.288	O	|	|	|	|	1.81
5.083	0.00	0.31	0.286	O	|	|	|	|	1.80
5.167	0.00	0.31	0.284	O	|	|	|	|	1.79
5.250	0.00	0.31	0.282	O	|	|	|	|	1.77
5.333	0.00	0.31	0.280	O	|	|	|	|	1.76
5.417	0.00	0.31	0.278	O	|	|	|	|	1.75
5.500	0.00	0.30	0.276	O	|	|	|	|	1.74
5.583	0.00	0.30	0.274	O	|	|	|	|	1.73
5.667	0.00	0.30	0.271	O	|	|	|	|	1.72
5.750	0.00	0.30	0.269	O	|	|	|	|	1.71
5.833	0.00	0.30	0.267	O	|	|	|	|	1.70
5.917	0.00	0.30	0.265	O	|	|	|	|	1.68
6.000	0.00	0.30	0.263	O	|	|	|	|	1.67
6.083	0.00	0.30	0.261	O	|	|	|	|	1.66
6.167	0.00	0.30	0.259	O	|	|	|	|	1.65
6.250	0.00	0.30	0.257	O	|	|	|	|	1.64
6.333	0.00	0.30	0.255	O	|	|	|	|	1.63
6.417	0.00	0.30	0.253	O	|	|	|	|	1.62
6.500	0.00	0.30	0.251	O	|	|	|	|	1.61
6.583	0.00	0.30	0.249	O	|	|	|	|	1.60
6.667	0.00	0.30	0.247	O	|	|	|	|	1.58
6.750	0.00	0.29	0.245	O	|	|	|	|	1.57
6.833	0.00	0.29	0.243	O	|	|	|	|	1.56
6.917	0.00	0.29	0.241	O	|	|	|	|	1.55
7.000	0.00	0.29	0.239	O	|	|	|	|	1.54
7.083	0.00	0.29	0.237	O	|	|	|	|	1.53
7.167	0.00	0.29	0.235	O	|	|	|	|	1.52
7.250	0.00	0.29	0.233	O	|	|	|	|	1.51
7.333	0.00	0.29	0.231	O	|	|	|	|	1.50
7.417	0.00	0.29	0.229	O	|	|	|	|	1.49
7.500	0.00	0.29	0.227	O	|	|	|	|	1.48
7.583	0.00	0.29	0.225	O	|	|	|	|	1.47
7.667	0.00	0.29	0.223	O	|	|	|	|	1.46
7.750	0.00	0.29	0.221	O	|	|	|	|	1.44
7.833	0.00	0.29	0.219	O	|	|	|	|	1.43
7.917	0.00	0.29	0.217	O	|	|	|	|	1.42
8.000	0.00	0.28	0.215	O	|	|	|	|	1.41
8.083	0.00	0.28	0.213	O	|	|	|	|	1.40
8.167	0.00	0.28	0.211	O	|	|	|	|	1.39
8.250	0.00	0.28	0.209	O	|	|	|	|	1.38
8.333	0.00	0.28	0.207	O	|	|	|	|	1.37
8.417	0.00	0.28	0.205	O	|	|	|	|	1.36
8.500	0.00	0.28	0.203	O	|	|	|	|	1.35
8.583	0.00	0.28	0.201	O	|	|	|	|	1.34
8.667	0.00	0.28	0.199	O	|	|	|	|	1.33
8.750	0.00	0.28	0.197	O	|	|	|	|	1.32
8.833	0.00	0.28	0.195	O	|	|	|	|	1.31
8.917	0.00	0.28	0.193	O	|	|	|	|	1.30
9.000	0.00	0.28	0.192	O	|	|	|	|	1.29
9.083	0.00	0.28	0.190	O	|	|	|	|	1.28
9.167	0.00	0.28	0.188	O	|	|	|	|	1.27
9.250	0.00	0.28	0.186	O	|	|	|	|	1.26
9.333	0.00	0.27	0.184	O	|	|	|	|	1.25
9.417	0.00	0.27	0.182	O	|	|	|	|	1.24
9.500	0.00	0.27	0.180	O	|	|	|	|	1.23
9.583	0.00	0.27	0.178	O	|	|	|	|	1.22
9.667	0.00	0.27	0.176	O	|	|	|	|	1.21
9.750	0.00	0.27	0.175	O	|	|	|	|	1.20
9.833	0.00	0.27	0.173	O	|	|	|	|	1.19
9.917	0.00	0.27	0.171	O	|	|	|	|	1.18
10.000	0.00	0.27	0.169	O	|	|	|	|	1.17
10.083	0.00	0.27	0.167	O	|	|	|	|	1.16
10.167	0.00	0.27	0.165	O	|	|	|	|	1.15

10.250	0.00	0.27	0.163	O	|	|	|	|	1.14
10.333	0.00	0.27	0.162	O	|	|	|	|	1.13
10.417	0.00	0.27	0.160	O	|	|	|	|	1.12
10.500	0.00	0.27	0.158	O	|	|	|	|	1.11
10.583	0.00	0.27	0.156	O	|	|	|	|	1.10
10.667	0.00	0.27	0.154	O	|	|	|	|	1.09
10.750	0.00	0.26	0.152	O	|	|	|	|	1.08
10.833	0.00	0.26	0.151	O	|	|	|	|	1.07
10.917	0.00	0.26	0.149	O	|	|	|	|	1.06
11.000	0.00	0.26	0.147	O	|	|	|	|	1.05
11.083	0.00	0.26	0.145	O	|	|	|	|	1.04
11.167	0.00	0.26	0.143	O	|	|	|	|	1.03
11.250	0.00	0.26	0.142	O	|	|	|	|	1.02
11.333	0.00	0.26	0.140	O	|	|	|	|	1.01
11.417	0.00	0.26	0.138	O	|	|	|	|	1.00
11.500	0.00	0.26	0.136	O	|	|	|	|	0.99
11.583	0.00	0.25	0.134	O	|	|	|	|	0.97
11.667	0.00	0.25	0.133	O	|	|	|	|	0.96
11.750	0.00	0.25	0.131	O	|	|	|	|	0.95
11.833	0.00	0.24	0.129	O	|	|	|	|	0.94
11.917	0.00	0.24	0.128	O	|	|	|	|	0.92
12.000	0.00	0.24	0.126	O	|	|	|	|	0.91
12.083	0.00	0.23	0.124	O	|	|	|	|	0.90
12.167	0.00	0.23	0.123	O	|	|	|	|	0.89
12.250	0.00	0.23	0.121	O	|	|	|	|	0.88
12.333	0.00	0.23	0.120	O	|	|	|	|	0.87
12.417	0.00	0.22	0.118	O	|	|	|	|	0.86
12.500	0.00	0.22	0.117	O	|	|	|	|	0.84
12.583	0.00	0.22	0.115	O	|	|	|	|	0.83
12.667	0.00	0.21	0.114	O	|	|	|	|	0.82
12.750	0.00	0.21	0.112	O	|	|	|	|	0.81
12.833	0.00	0.21	0.111	O	|	|	|	|	0.80
12.917	0.00	0.21	0.109	O	|	|	|	|	0.79
13.000	0.00	0.20	0.108	O	|	|	|	|	0.78
13.083	0.00	0.20	0.106	O	|	|	|	|	0.77
13.167	0.00	0.20	0.105	O	|	|	|	|	0.76
13.250	0.00	0.20	0.104	O	|	|	|	|	0.75
13.333	0.00	0.19	0.102	O	|	|	|	|	0.74
13.417	0.00	0.19	0.101	O	|	|	|	|	0.73
13.500	0.00	0.19	0.100	O	|	|	|	|	0.72
13.583	0.00	0.19	0.098	O	|	|	|	|	0.71
13.667	0.00	0.18	0.097	O	|	|	|	|	0.70
13.750	0.00	0.18	0.096	O	|	|	|	|	0.70
13.833	0.00	0.18	0.095	O	|	|	|	|	0.69
13.917	0.00	0.18	0.093	O	|	|	|	|	0.68
14.000	0.00	0.17	0.092	O	|	|	|	|	0.67
14.083	0.00	0.17	0.091	O	|	|	|	|	0.66
14.167	0.00	0.17	0.090	O	|	|	|	|	0.65
14.250	0.00	0.17	0.089	O	|	|	|	|	0.64
14.333	0.00	0.17	0.088	O	|	|	|	|	0.63
14.417	0.00	0.16	0.086	O	|	|	|	|	0.63
14.500	0.00	0.16	0.085	O	|	|	|	|	0.62
14.583	0.00	0.16	0.084	O	|	|	|	|	0.61
14.667	0.00	0.16	0.083	O	|	|	|	|	0.60
14.750	0.00	0.15	0.082	O	|	|	|	|	0.59
14.833	0.00	0.15	0.081	O	|	|	|	|	0.59
14.917	0.00	0.15	0.080	O	|	|	|	|	0.58
15.000	0.00	0.15	0.079	O	|	|	|	|	0.57
15.083	0.00	0.15	0.078	O	|	|	|	|	0.56
15.167	0.00	0.14	0.077	O	|	|	|	|	0.56
15.250	0.00	0.14	0.076	O	|	|	|	|	0.55
15.333	0.00	0.14	0.075	O	|	|	|	|	0.54
15.417	0.00	0.14	0.074	O	|	|	|	|	0.54
15.500	0.00	0.14	0.073	O	|	|	|	|	0.53
15.583	0.00	0.14	0.072	O	|	|	|	|	0.52
15.667	0.00	0.13	0.071	O	|	|	|	|	0.52
15.750	0.00	0.13	0.070	O	|	|	|	|	0.51
15.833	0.00	0.13	0.069	O	|	|	|	|	0.50
15.917	0.00	0.13	0.068	O	|	|	|	|	0.50
16.000	0.00	0.13	0.068	O	|	|	|	|	0.49
16.083	0.00	0.13	0.067	O	|	|	|	|	0.48
16.167	0.00	0.12	0.066	O	|	|	|	|	0.48
16.250	0.00	0.12	0.065	O	|	|	|	|	0.47
16.333	0.00	0.12	0.064	O	|	|	|	|	0.46
16.417	0.00	0.12	0.063	O	|	|	|	|	0.46
16.500	0.00	0.12	0.063	O	|	|	|	|	0.45
16.583	0.00	0.12	0.062	O	|	|	|	|	0.45
16.667	0.00	0.11	0.061	O	|	|	|	|	0.44
16.750	0.00	0.11	0.060	O	|	|	|	|	0.44
16.833	0.00	0.11	0.059	O	|	|	|	|	0.43
16.917	0.00	0.11	0.059	O	|	|	|	|	0.42
17.000	0.00	0.11	0.058	O	|	|	|	|	0.42
17.083	0.00	0.11	0.057	O	|	|	|	|	0.41
17.167	0.00	0.11	0.056	O	|	|	|	|	0.41
17.250	0.00	0.10	0.056	O	|	|	|	|	0.40
17.333	0.00	0.10	0.055	O	|	|	|	|	0.40
17.417	0.00	0.10	0.054	O	|	|	|	|	0.39
17.500	0.00	0.10	0.054	O	|	|	|	|	0.39
17.583	0.00	0.10	0.053	O	|	|	|	|	0.38

Remaining water in basin = 0.05 (Ac.Ft)

**********HYDROGRAPH DATA**********

```
                    Number of intervals =   211
                    Time interval =    5.0 (Min.)
                    Maximum/Peak flow rate =        0.335 (CFS)
                    Total volume =       0.355 (Ac.Ft)
          Status of hydrographs being held in storage
                     Stream 1  Stream 2  Stream 3  Stream 4  Stream 5
          Peak (CFS)      0.000     0.000     0.000     0.000     0.000
          Vol (Ac.Ft)      0.000     0.000     0.000     0.000     0.000
*******************************************************************

-------------------------------------------------------------------
```

```
                    FLOOD HYDROGRAPH ROUTING PROGRAM
            Copyright (c) CIVILCADD/CIVILDESIGN, 1989 - 2004
                        Study date: 03/28/20

--------------------------------------------------------------------

Routing for Basin "DD"

--------------------------------------------------------------------

Program License Serial Number 4027

--------------------------------------------------------------------
******************** HYDROGRAPH INFORMATION *********************

                    From study/file name: d3100.rte
****************************HYDROGRAPH DATA****************************
                    Number of intervals =    40
                    Time interval =    5.0 (Min.)
                    Maximum/Peak flow rate =        6.616 (CFS)
                    Total volume =       0.527 (Ac.Ft)
          Status of hydrographs being held in storage
                     Stream 1  Stream 2  Stream 3  Stream 4  Stream 5
          Peak (CFS)      0.000     0.000     0.000     0.000     0.000
          Vol (Ac.Ft)      0.000     0.000     0.000     0.000     0.000
*********************************************************************


++++++++++++++++++++++++++++++++++++++++++++++++++++++++++++++++++++++
Process from Point/Station        0.000 to Point/Station        0.000
**** RETARDING BASIN ROUTING ****
______________________________________________________________________

User entry of depth-outflow-storage data
--------------------------------------------------------------------
Total number of inflow hydrograph intervals = 40
Hydrograph time unit =  5.000 (Min.)
Initial depth in storage basin =   0.00(Ft.)
--------------------------------------------------------------------
--------------------------------------------------------------------
Initial basin depth =   0.00 (Ft.)
Initial basin storage =      0.00 (Ac.Ft)
Initial basin outflow =   0.00 (CFS)
--------------------------------------------------------------------
--------------------------------------------------------------------
Depth vs. Storage and Depth vs. Discharge data:
 Basin Depth  Storage    Outflow   (S-O*dt/2)   (S+O*dt/2)
     (Ft.)    (Ac.Ft)    (CFS)     (Ac.Ft)    (Ac.Ft)
--------------------------------------------------------------------
0.000      0.000      0.000      0.000        0.000
1.000      0.138      0.260      0.137        0.139
2.000      0.324      0.320      0.323        0.325
3.000      0.572      0.380      0.571        0.573
--------------------------------------------------------------------
                    Hydrograph Detention Basin Routing
--------------------------------------------------------------------

Graph values: 'I'= unit inflow; 'O'=outflow at time shown
--------------------------------------------------------------------
 Time   Inflow  Outflow    Storage                                    Depth
(Hours)  (CFS)   (CFS)     (Ac.Ft) .0       1.7    3.31    4.96    6.62 (Ft.)
 0.083    0.26    0.00      0.001  OI      |       |       |       |     0.01
 0.167    0.59    0.01      0.004  O I     |       |       |       |     0.03
 0.250    0.59    0.01      0.008  O I     |       |       |       |     0.06
 0.333    0.67    0.02      0.012  O  I    |       |       |       |     0.09
 0.417    0.84    0.03      0.017  O   I   |       |       |       |     0.12
 0.500    0.98    0.04      0.023  O   I   |       |       |       |     0.17
 0.583    1.02    0.06      0.030  O   I   |       |       |       |     0.21
 0.667    1.03    0.07      0.036  O   I   |       |       |       |     0.26
 0.750    1.15    0.08      0.043  O    I  |       |       |       |     0.31
 0.833    1.06    0.09      0.050  O    I  |       |       |       |     0.36
 0.917    0.97    0.11      0.056  O   I   |       |       |       |     0.41
 1.000    1.06    0.12      0.063  O    I  |       |       |       |     0.45
 1.083    1.30    0.13      0.070  O     I |       |       |       |     0.51
 1.167    1.50    0.15      0.079  O      I|       |       |       |     0.57
 1.250    1.54    0.17      0.088  O      I|       |       |       |     0.64
 1.333    1.49    0.18      0.097  O      I|       |       |       |     0.70
 1.417    1.62    0.20      0.107  O      I|       |       |       |     0.77
 1.500    1.91    0.22      0.117  |O      |I      |       |       |     0.85
 1.583    1.90    0.24      0.129  |O      |I      |       |       |     0.93
 1.667    1.90    0.26      0.140  |O      |I      |       |       |     1.01
 1.750    2.24    0.26      0.153  |O      | I     |       |       |     1.08
 1.833    2.46    0.27      0.167  |O      |  I    |       |       |     1.16
 1.917    2.36    0.27      0.182  |O      |  I    |       |       |     1.23
 2.000    2.31    0.28      0.196  |O      |  I    |       |       |     1.31
 2.083    2.37    0.28      0.210  |O      |  I    |       |       |     1.39
 2.167    2.82    0.29      0.226  |O      |    I  |       |       |     1.47
 2.250    3.63    0.29      0.246  |O      |       |I      |       |     1.58
```

2.333	3.55	0.30	0.269	|O	|	|I	|	|	|	1.70
2.417	4.20	0.31	0.293	|O	|	| I	|	|	|	1.84
2.500	5.77	0.32	0.326	|O	|	|	| I	|	|	2.01
2.583	6.62	0.33	0.366	|O	|	|	|	I	|	2.17
2.667	6.32	0.34	0.408	|O	|	|	|	I |	|	2.34
2.750	3.99	0.35	0.441	|O	|	| I	|	|	|	2.47
2.833	1.96	0.35	0.459	|O	|I	|	|	|	|	2.55
2.917	1.42	0.35	0.469	|O	I |	|	|	|	|	2.58
3.000	0.80	0.36	0.474	|O I	|	|	|	|	|	2.60
3.083	0.19	0.36	0.475	IO	|	|	|	|	|	2.61
3.167	0.06	0.36	0.473	IO	|	|	|	|	|	2.60
3.250	0.02	0.36	0.471	IO	|	|	|	|	|	2.59
3.333	0.00	0.35	0.469	IO	|	|	|	|	|	2.58
3.417	0.00	0.35	0.466	IO	|	|	|	|	|	2.57
3.500	0.00	0.35	0.464	IO	|	|	|	|	|	2.56
3.583	0.00	0.35	0.461	IO	|	|	|	|	|	2.55
3.667	0.00	0.35	0.459	IO	|	|	|	|	|	2.54
3.750	0.00	0.35	0.456	IO	|	|	|	|	|	2.53
3.833	0.00	0.35	0.454	IO	|	|	|	|	|	2.52
3.917	0.00	0.35	0.452	IO	|	|	|	|	|	2.51
4.000	0.00	0.35	0.449	IO	|	|	|	|	|	2.50
4.083	0.00	0.35	0.447	IO	|	|	|	|	|	2.49
4.167	0.00	0.35	0.444	IO	|	|	|	|	|	2.49
4.250	0.00	0.35	0.442	IO	|	|	|	|	|	2.48
4.333	0.00	0.35	0.440	IO	|	|	|	|	|	2.47
4.417	0.00	0.35	0.437	IO	|	|	|	|	|	2.46
4.500	0.00	0.35	0.435	IO	|	|	|	|	|	2.45
4.583	0.00	0.35	0.432	IO	|	|	|	|	|	2.44
4.667	0.00	0.35	0.430	IO	|	|	|	|	|	2.43
4.750	0.00	0.35	0.428	IO	|	|	|	|	|	2.42
4.833	0.00	0.34	0.425	IO	|	|	|	|	|	2.41
4.917	0.00	0.34	0.423	IO	|	|	|	|	|	2.40
5.000	0.00	0.34	0.420	IO	|	|	|	|	|	2.39
5.083	0.00	0.34	0.418	IO	|	|	|	|	|	2.38
5.167	0.00	0.34	0.416	IO	|	|	|	|	|	2.37
5.250	0.00	0.34	0.413	IO	|	|	|	|	|	2.36
5.333	0.00	0.34	0.411	IO	|	|	|	|	|	2.35
5.417	0.00	0.34	0.409	IO	|	|	|	|	|	2.34
5.500	0.00	0.34	0.406	IO	|	|	|	|	|	2.33
5.583	0.00	0.34	0.404	IO	|	|	|	|	|	2.32
5.667	0.00	0.34	0.402	IO	|	|	|	|	|	2.31
5.750	0.00	0.34	0.399	IO	|	|	|	|	|	2.30
5.833	0.00	0.34	0.397	IO	|	|	|	|	|	2.29
5.917	0.00	0.34	0.395	IO	|	|	|	|	|	2.29
6.000	0.00	0.34	0.392	IO	|	|	|	|	|	2.28
6.083	0.00	0.34	0.390	IO	|	|	|	|	|	2.27
6.167	0.00	0.34	0.388	IO	|	|	|	|	|	2.26
6.250	0.00	0.33	0.385	IO	|	|	|	|	|	2.25
6.333	0.00	0.33	0.383	IO	|	|	|	|	|	2.24
6.417	0.00	0.33	0.381	IO	|	|	|	|	|	2.23
6.500	0.00	0.33	0.379	IO	|	|	|	|	|	2.22
6.583	0.00	0.33	0.376	IO	|	|	|	|	|	2.21
6.667	0.00	0.33	0.374	IO	|	|	|	|	|	2.20
6.750	0.00	0.33	0.372	IO	|	|	|	|	|	2.19
6.833	0.00	0.33	0.369	IO	|	|	|	|	|	2.18
6.917	0.00	0.33	0.367	IO	|	|	|	|	|	2.17
7.000	0.00	0.33	0.365	IO	|	|	|	|	|	2.16
7.083	0.00	0.33	0.363	IO	|	|	|	|	|	2.16
7.167	0.00	0.33	0.360	IO	|	|	|	|	|	2.15
7.250	0.00	0.33	0.358	IO	|	|	|	|	|	2.14
7.333	0.00	0.33	0.356	IO	|	|	|	|	|	2.13
7.417	0.00	0.33	0.354	IO	|	|	|	|	|	2.12
7.500	0.00	0.33	0.351	IO	|	|	|	|	|	2.11
7.583	0.00	0.33	0.349	IO	|	|	|	|	|	2.10
7.667	0.00	0.33	0.347	IO	|	|	|	|	|	2.09
7.750	0.00	0.32	0.345	IO	|	|	|	|	|	2.08
7.833	0.00	0.32	0.342	IO	|	|	|	|	|	2.07
7.917	0.00	0.32	0.340	IO	|	|	|	|	|	2.06
8.000	0.00	0.32	0.338	IO	|	|	|	|	|	2.06
8.083	0.00	0.32	0.336	IO	|	|	|	|	|	2.05
8.167	0.00	0.32	0.333	IO	|	|	|	|	|	2.04
8.250	0.00	0.32	0.331	IO	|	|	|	|	|	2.03
8.333	0.00	0.32	0.329	IO	|	|	|	|	|	2.02
8.417	0.00	0.32	0.327	IO	|	|	|	|	|	2.01
8.500	0.00	0.32	0.325	IO	|	|	|	|	|	2.00
8.583	0.00	0.32	0.322	IO	|	|	|	|	|	1.99
8.667	0.00	0.32	0.320	IO	|	|	|	|	|	1.98
8.750	0.00	0.32	0.318	IO	|	|	|	|	|	1.97
8.833	0.00	0.32	0.316	IO	|	|	|	|	|	1.96
8.917	0.00	0.32	0.314	IO	|	|	|	|	|	1.94
9.000	0.00	0.32	0.311	IO	|	|	|	|	|	1.93
9.083	0.00	0.32	0.309	IO	|	|	|	|	|	1.92
9.167	0.00	0.31	0.307	IO	|	|	|	|	|	1.91
9.250	0.00	0.31	0.305	IO	|	|	|	|	|	1.90
9.333	0.00	0.31	0.303	IO	|	|	|	|	|	1.89
9.417	0.00	0.31	0.301	IO	|	|	|	|	|	1.87
9.500	0.00	0.31	0.298	IO	|	|	|	|	|	1.86
9.583	0.00	0.31	0.296	IO	|	|	|	|	|	1.85
9.667	0.00	0.31	0.294	IO	|	|	|	|	|	1.84
9.750	0.00	0.31	0.292	IO	|	|	|	|	|	1.83
9.833	0.00	0.31	0.290	IO	|	|	|	|	|	1.82
9.917	0.00	0.31	0.288	IO	|	|	|	|	|	1.81
10.000	0.00	0.31	0.286	IO	|	|	|	|	|	1.79
10.083	0.00	0.31	0.284	IO	|	|	|	|	|	1.78
10.167	0.00	0.31	0.281	IO	|	|	|	|	|	1.77

10.250	0.00	0.31	0.279	IO				1.76
10.333	0.00	0.30	0.277	IO				1.75
10.417	0.00	0.30	0.275	IO				1.74
10.500	0.00	0.30	0.273	IO				1.73
10.583	0.00	0.30	0.271	IO				1.71
10.667	0.00	0.30	0.269	IO				1.70
10.750	0.00	0.30	0.267	IO				1.69
10.833	0.00	0.30	0.265	IO				1.68
10.917	0.00	0.30	0.263	IO				1.67
11.000	0.00	0.30	0.261	IO				1.66
11.083	0.00	0.30	0.258	IO				1.65
11.167	0.00	0.30	0.256	IO				1.64
11.250	0.00	0.30	0.254	IO				1.63
11.333	0.00	0.30	0.252	IO				1.61
11.417	0.00	0.30	0.250	IO				1.60
11.500	0.00	0.30	0.248	IO				1.59
11.583	0.00	0.29	0.246	IO				1.58
11.667	0.00	0.29	0.244	IO				1.57
11.750	0.00	0.29	0.242	IO				1.56
11.833	0.00	0.29	0.240	IO				1.55
11.917	0.00	0.29	0.238	IO				1.54
12.000	0.00	0.29	0.236	IO				1.53
12.083	0.00	0.29	0.234	IO				1.52
12.167	0.00	0.29	0.232	IO				1.51
12.250	0.00	0.29	0.230	IO				1.50
12.333	0.00	0.29	0.228	IO				1.48
12.417	0.00	0.29	0.226	IO				1.47
12.500	0.00	0.29	0.224	IO				1.46
12.583	0.00	0.29	0.222	IO				1.45
12.667	0.00	0.29	0.220	IO				1.44
12.750	0.00	0.29	0.218	IO				1.43
12.833	0.00	0.29	0.216	IO				1.42
12.917	0.00	0.28	0.214	IO				1.41
13.000	0.00	0.28	0.212	IO				1.40
13.083	0.00	0.28	0.210	IO				1.39
13.167	0.00	0.28	0.208	IO				1.38
13.250	0.00	0.28	0.206	IO				1.37
13.333	0.00	0.28	0.205	IO				1.36
13.417	0.00	0.28	0.203	IO				1.35
13.500	0.00	0.28	0.201	IO				1.34
13.583	0.00	0.28	0.199	IO				1.33
13.667	0.00	0.28	0.197	IO				1.32
13.750	0.00	0.28	0.195	IO				1.31
13.833	0.00	0.28	0.193	IO				1.30
13.917	0.00	0.28	0.191	IO				1.29
14.000	0.00	0.28	0.189	IO				1.28
14.083	0.00	0.28	0.187	IO				1.26
14.167	0.00	0.28	0.185	IO				1.25
14.250	0.00	0.27	0.183	IO				1.24
14.333	0.00	0.27	0.182	IO				1.23
14.417	0.00	0.27	0.180	IO				1.22
14.500	0.00	0.27	0.178	IO				1.21
14.583	0.00	0.27	0.176	IO				1.20
14.667	0.00	0.27	0.174	IO				1.19
14.750	0.00	0.27	0.172	IO				1.18
14.833	0.00	0.27	0.170	IO				1.17
14.917	0.00	0.27	0.168	IO				1.16
15.000	0.00	0.27	0.167	IO				1.15
15.083	0.00	0.27	0.165	IO				1.14
15.167	0.00	0.27	0.163	IO				1.13
15.250	0.00	0.27	0.161	IO				1.12
15.333	0.00	0.27	0.159	IO				1.11
15.417	0.00	0.27	0.157	IO				1.10
15.500	0.00	0.27	0.156	IO				1.09
15.583	0.00	0.27	0.154	IO				1.08
15.667	0.00	0.26	0.152	IO				1.07
15.750	0.00	0.26	0.150	IO				1.07
15.833	0.00	0.26	0.148	IO				1.06
15.917	0.00	0.26	0.146	IO				1.05
16.000	0.00	0.26	0.145	IO				1.04
16.083	0.00	0.26	0.143	IO				1.03
16.167	0.00	0.26	0.141	IO				1.02
16.250	0.00	0.26	0.139	IO				1.01
16.333	0.00	0.26	0.137	IO				1.00
16.417	0.00	0.26	0.136	IO				0.98
16.500	0.00	0.25	0.134	IO				0.97
16.583	0.00	0.25	0.132	IO				0.96
16.667	0.00	0.25	0.131	IO				0.95
16.750	0.00	0.24	0.129	IO				0.93
16.833	0.00	0.24	0.127	IO				0.92
16.917	0.00	0.24	0.126	IO				0.91
17.000	0.00	0.23	0.124	IO				0.90
17.083	0.00	0.23	0.122	IO				0.89
17.167	0.00	0.23	0.121	IO				0.88
17.250	0.00	0.22	0.119	IO				0.86
17.333	0.00	0.22	0.118	IO				0.85
17.417	0.00	0.22	0.116	IO				0.84
17.500	0.00	0.22	0.115	IO				0.83
17.583	0.00	0.21	0.113	IO				0.82
17.667	0.00	0.21	0.112	IO				0.81
17.750	0.00	0.21	0.110	IO				0.80
17.833	0.00	0.21	0.109	O				0.79
17.917	0.00	0.20	0.107	O				0.78
18.000	0.00	0.20	0.106	O				0.77
18.083	0.00	0.20	0.105	O				0.76

18.167	0.00	0.19	0.103	O	|	|	|	|	0.75
18.250	0.00	0.19	0.102	O	|	|	|	|	0.74
18.333	0.00	0.19	0.101	O	|	|	|	|	0.73
18.417	0.00	0.19	0.099	O	|	|	|	|	0.72
18.500	0.00	0.18	0.098	O	|	|	|	|	0.71
18.583	0.00	0.18	0.097	O	|	|	|	|	0.70
18.667	0.00	0.18	0.096	O	|	|	|	|	0.69
18.750	0.00	0.18	0.094	O	|	|	|	|	0.68
18.833	0.00	0.18	0.093	O	|	|	|	|	0.68
18.917	0.00	0.17	0.092	O	|	|	|	|	0.67
19.000	0.00	0.17	0.091	O	|	|	|	|	0.66
19.083	0.00	0.17	0.090	O	|	|	|	|	0.65
19.167	0.00	0.17	0.088	O	|	|	|	|	0.64
19.250	0.00	0.16	0.087	O	|	|	|	|	0.63
19.333	0.00	0.16	0.086	O	|	|	|	|	0.62
19.417	0.00	0.16	0.085	O	|	|	|	|	0.62
19.500	0.00	0.16	0.084	O	|	|	|	|	0.61
19.583	0.00	0.16	0.083	O	|	|	|	|	0.60
19.667	0.00	0.15	0.082	O	|	|	|	|	0.59
19.750	0.00	0.15	0.081	O	|	|	|	|	0.59
19.833	0.00	0.15	0.080	O	|	|	|	|	0.58
19.917	0.00	0.15	0.079	O	|	|	|	|	0.57
20.000	0.00	0.15	0.078	O	|	|	|	|	0.56
20.083	0.00	0.14	0.077	O	|	|	|	|	0.56
20.167	0.00	0.14	0.076	O	|	|	|	|	0.55
20.250	0.00	0.14	0.075	O	|	|	|	|	0.54
20.333	0.00	0.14	0.074	O	|	|	|	|	0.53
20.417	0.00	0.14	0.073	O	|	|	|	|	0.53
20.500	0.00	0.14	0.072	O	|	|	|	|	0.52
20.583	0.00	0.13	0.071	O	|	|	|	|	0.51
20.667	0.00	0.13	0.070	O	|	|	|	|	0.51
20.750	0.00	0.13	0.069	O	|	|	|	|	0.50
20.833	0.00	0.13	0.068	O	|	|	|	|	0.49
20.917	0.00	0.13	0.067	O	|	|	|	|	0.49
21.000	0.00	0.13	0.066	O	|	|	|	|	0.48
21.083	0.00	0.12	0.066	O	|	|	|	|	0.48
21.167	0.00	0.12	0.065	O	|	|	|	|	0.47
21.250	0.00	0.12	0.064	O	|	|	|	|	0.46
21.333	0.00	0.12	0.063	O	|	|	|	|	0.46
21.417	0.00	0.12	0.062	O	|	|	|	|	0.45
21.500	0.00	0.12	0.061	O	|	|	|	|	0.45
21.583	0.00	0.11	0.061	O	|	|	|	|	0.44
21.667	0.00	0.11	0.060	O	|	|	|	|	0.43
21.750	0.00	0.11	0.059	O	|	|	|	|	0.43
21.833	0.00	0.11	0.058	O	|	|	|	|	0.42
21.917	0.00	0.11	0.058	O	|	|	|	|	0.42
22.000	0.00	0.11	0.057	O	|	|	|	|	0.41
22.083	0.00	0.11	0.056	O	|	|	|	|	0.41
22.167	0.00	0.10	0.055	O	|	|	|	|	0.40
22.250	0.00	0.10	0.055	O	|	|	|	|	0.40
22.333	0.00	0.10	0.054	O	|	|	|	|	0.39
22.417	0.00	0.10	0.053	O	|	|	|	|	0.39
22.500	0.00	0.10	0.053	O	|	|	|	|	0.38

Remaining water in basin = 0.05 (Ac.Ft)

```
**************************HYDROGRAPH DATA**************************
                    Number of intervals =   270
                    Time interval =    5.0 (Min.)
                    Maximum/Peak flow rate =        0.356 (CFS)
                    Total volume =       0.474 (Ac.Ft)
          Status of hydrographs being held in storage
                     Stream 1  Stream 2  Stream 3  Stream 4  Stream 5
          Peak (CFS)      0.000     0.000     0.000     0.000     0.000
          Vol (Ac.Ft)      0.000     0.000     0.000     0.000     0.000
*******************************************************************
```

```
                    FLOOD HYDROGRAPH ROUTING PROGRAM
            Copyright (c) CIVILCADD/CIVILDESIGN, 1989 - 2004
                        Study date: 03/28/20

---------------------------------------------------------------------

Routing for Basin "DD"

---------------------------------------------------------------------

Program License Serial Number 4027

---------------------------------------------------------------------
******************** HYDROGRAPH INFORMATION *********************

                    From study/file name: d6100.rte
****************************HYDROGRAPH DATA****************************
                    Number of intervals =    76
                    Time interval =    5.0 (Min.)
                    Maximum/Peak flow rate =        5.582 (CFS)
                    Total volume =       0.583 (Ac.Ft)
          Status of hydrographs being held in storage
                     Stream 1  Stream 2  Stream 3  Stream 4  Stream 5
          Peak (CFS)      0.000     0.000     0.000     0.000     0.000
          Vol (Ac.Ft)      0.000     0.000     0.000     0.000     0.000
**********************************************************************



++++++++++++++++++++++++++++++++++++++++++++++++++++++++++++++++++++++
Process from Point/Station        0.000 to Point/Station        0.000
**** RETARDING BASIN ROUTING ****
______________________________________________________________________

User entry of depth-outflow-storage data
---------------------------------------------------------------------
Total number of inflow hydrograph intervals = 76
Hydrograph time unit =  5.000 (Min.)
Initial depth in storage basin =   0.00(Ft.)
---------------------------------------------------------------------
---------------------------------------------------------------------
Initial basin depth =   0.00 (Ft.)
Initial basin storage =      0.00 (Ac.Ft)
Initial basin outflow =   0.00 (CFS)
---------------------------------------------------------------------
---------------------------------------------------------------------
Depth vs. Storage and Depth vs. Discharge data:
 Basin Depth  Storage    Outflow   (S-O*dt/2)   (S+O*dt/2)
     (Ft.)    (Ac.Ft)    (CFS)     (Ac.Ft)    (Ac.Ft)
---------------------------------------------------------------------
0.000      0.000      0.000      0.000        0.000
1.000      0.138      0.260      0.137        0.139
2.000      0.324      0.320      0.323        0.325
3.000      0.572      0.380      0.571        0.573
---------------------------------------------------------------------
                    Hydrograph Detention Basin Routing
---------------------------------------------------------------------

Graph values: 'I'= unit inflow; 'O'=outflow at time shown
---------------------------------------------------------------------
 Time   Inflow  Outflow    Storage                                    Depth
(Hours)  (CFS)   (CFS)     (Ac.Ft) .0       1.4    2.79    4.19    5.58 (Ft.)
 0.083    0.02    0.00      0.000  O       |       |       |       |     0.00
 0.167    0.10    0.00      0.000  O       |       |       |       |     0.00
 0.250    0.16    0.00      0.001  O       |       |       |       |     0.01
 0.333    0.18    0.00      0.003  OI      |       |       |       |     0.02
 0.417    0.18    0.01      0.004  OI      |       |       |       |     0.03
 0.500    0.23    0.01      0.005  OI      |       |       |       |     0.04
 0.583    0.29    0.01      0.007  OI      |       |       |       |     0.05
 0.667    0.30    0.02      0.009  OI      |       |       |       |     0.06
 0.750    0.31    0.02      0.011  OI      |       |       |       |     0.08
 0.833    0.31    0.02      0.013  OI      |       |       |       |     0.09
 0.917    0.31    0.03      0.015  OI      |       |       |       |     0.11
 1.000    0.36    0.03      0.017  O I     |       |       |       |     0.12
 1.083    0.42    0.04      0.019  O I     |       |       |       |     0.14
 1.167    0.43    0.04      0.022  O I     |       |       |       |     0.16
 1.250    0.43    0.05      0.025  O I     |       |       |       |     0.18
 1.333    0.43    0.05      0.027  O I     |       |       |       |     0.20
 1.417    0.43    0.06      0.030  O I     |       |       |       |     0.22
 1.500    0.43    0.06      0.032  O I     |       |       |       |     0.23
 1.583    0.43    0.07      0.035  O I     |       |       |       |     0.25
 1.667    0.43    0.07      0.037  O I     |       |       |       |     0.27
 1.750    0.43    0.08      0.040  O I     |       |       |       |     0.29
 1.833    0.43    0.08      0.042  O I     |       |       |       |     0.31
 1.917    0.43    0.08      0.045  O I     |       |       |       |     0.32
 2.000    0.48    0.09      0.047  O I     |       |       |       |     0.34
 2.083    0.49    0.09      0.050  O I     |       |       |       |     0.36
 2.167    0.49    0.10      0.053  O I     |       |       |       |     0.38
 2.250    0.54    0.10      0.056  O  I    |       |       |       |     0.40
```

2.333	0.55	0.11	0.059	O	I				0.43
2.417	0.56	0.12	0.062	O	I				0.45
2.500	0.56	0.12	0.065	O	I				0.47
2.583	0.56	0.13	0.068	O	I				0.49
2.667	0.56	0.13	0.071	O	I				0.51
2.750	0.60	0.14	0.074	O	I				0.53
2.833	0.66	0.15	0.077	O	I				0.56
2.917	0.68	0.15	0.081	O	I				0.58
3.000	0.68	0.16	0.084	O	I				0.61
3.083	0.68	0.17	0.088	O	I				0.64
3.167	0.73	0.17	0.092	O	I				0.66
3.250	0.79	0.18	0.096	O	I				0.69
3.333	0.80	0.19	0.100	O	I				0.72
3.417	0.85	0.20	0.104	O	I				0.75
3.500	0.96	0.21	0.109	O	I				0.79
3.583	1.08	0.22	0.115	O	I				0.83
3.667	1.15	0.23	0.121	O	I				0.87
3.750	1.22	0.24	0.127	O	I				0.92
3.833	1.28	0.25	0.134	O	I				0.97
3.917	1.34	0.26	0.141	O	I				1.02
4.000	1.41	0.26	0.149	O	I				1.06
4.083	1.47	0.27	0.157	O	I				1.10
4.167	1.58	0.27	0.166	O	I				1.15
4.250	1.70	0.27	0.175	O	I				1.20
4.333	1.82	0.28	0.185	O	I				1.26
4.417	1.94	0.28	0.197	O	I				1.31
4.500	2.02	0.28	0.208	O	I				1.38
4.583	2.09	0.29	0.220	O	I				1.44
4.667	2.20	0.29	0.233	O	I				1.51
4.750	2.32	0.30	0.247	O	I				1.58
4.833	2.39	0.30	0.261	O	I				1.66
4.917	2.46	0.30	0.276	O	I				1.74
5.000	2.57	0.31	0.291	O	I				1.82
5.083	2.88	0.31	0.307	O	I				1.91
5.167	3.42	0.32	0.327	O	I				2.01
5.250	3.93	0.33	0.350	O	I				2.10
5.333	4.33	0.33	0.376	O	I				2.21
5.417	4.81	0.34	0.405	O	I				2.33
5.500	5.58	0.35	0.439	O	I				2.46
5.583	4.45	0.36	0.471	O	I				2.59
5.667	1.95	0.36	0.490	O	I				2.67
5.750	0.81	0.36	0.497	O	I				2.70
5.833	0.32	0.36	0.499	O	I				2.70
5.917	0.15	0.36	0.498	O	I				2.70
6.000	0.13	0.36	0.496	O	I				2.69
6.083	0.07	0.36	0.494	O	I				2.69
6.167	0.02	0.36	0.492	O	I				2.68
6.250	0.01	0.36	0.490	O	I				2.67
6.333	0.00	0.36	0.487	O	I				2.66
6.417	0.00	0.36	0.485	O	I				2.65
6.500	0.00	0.36	0.482	O	I				2.64
6.583	0.00	0.36	0.480	O	I				2.63
6.667	0.00	0.36	0.478	O	I				2.62
6.750	0.00	0.36	0.475	O	I				2.61
6.833	0.00	0.36	0.473	O	I				2.60
6.917	0.00	0.36	0.470	O	I				2.59
7.000	0.00	0.35	0.468	O	I				2.58
7.083	0.00	0.35	0.465	O	I				2.57
7.167	0.00	0.35	0.463	O	I				2.56
7.250	0.00	0.35	0.460	O	I				2.55
7.333	0.00	0.35	0.458	O	I				2.54
7.417	0.00	0.35	0.456	O	I				2.53
7.500	0.00	0.35	0.453	O	I				2.52
7.583	0.00	0.35	0.451	O	I				2.51
7.667	0.00	0.35	0.448	O	I				2.50
7.750	0.00	0.35	0.446	O	I				2.49
7.833	0.00	0.35	0.443	O	I				2.48
7.917	0.00	0.35	0.441	O	I				2.47
8.000	0.00	0.35	0.439	O	I				2.46
8.083	0.00	0.35	0.436	O	I				2.45
8.167	0.00	0.35	0.434	O	I				2.44
8.250	0.00	0.35	0.432	O	I				2.43
8.333	0.00	0.35	0.429	O	I				2.42
8.417	0.00	0.34	0.427	O	I				2.41
8.500	0.00	0.34	0.424	O	I				2.40
8.583	0.00	0.34	0.422	O	I				2.40
8.667	0.00	0.34	0.420	O	I				2.39
8.750	0.00	0.34	0.417	O	I				2.38
8.833	0.00	0.34	0.415	O	I				2.37
8.917	0.00	0.34	0.413	O	I				2.36
9.000	0.00	0.34	0.410	O	I				2.35
9.083	0.00	0.34	0.408	O	I				2.34
9.167	0.00	0.34	0.406	O	I				2.33
9.250	0.00	0.34	0.403	O	I				2.32
9.333	0.00	0.34	0.401	O	I				2.31
9.417	0.00	0.34	0.399	O	I				2.30
9.500	0.00	0.34	0.396	O	I				2.29
9.583	0.00	0.34	0.394	O	I				2.28
9.667	0.00	0.34	0.392	O	I				2.27
9.750	0.00	0.34	0.389	O	I				2.26
9.833	0.00	0.34	0.387	O	I				2.25
9.917	0.00	0.33	0.385	O	I				2.24
10.000	0.00	0.33	0.382	O	I				2.24
10.083	0.00	0.33	0.380	O	I				2.23
10.167	0.00	0.33	0.378	O	I				2.22

10.250	0.00	0.33	0.375	IO				2.21
10.333	0.00	0.33	0.373	IO				2.20
10.417	0.00	0.33	0.371	IO				2.19
10.500	0.00	0.33	0.369	IO				2.18
10.583	0.00	0.33	0.366	IO				2.17
10.667	0.00	0.33	0.364	IO				2.16
10.750	0.00	0.33	0.362	IO				2.15
10.833	0.00	0.33	0.360	IO				2.14
10.917	0.00	0.33	0.357	IO				2.13
11.000	0.00	0.33	0.355	IO				2.13
11.083	0.00	0.33	0.353	IO				2.12
11.167	0.00	0.33	0.350	IO				2.11
11.250	0.00	0.33	0.348	IO				2.10
11.333	0.00	0.33	0.346	IO				2.09
11.417	0.00	0.32	0.344	IO				2.08
11.500	0.00	0.32	0.342	IO				2.07
11.583	0.00	0.32	0.339	IO				2.06
11.667	0.00	0.32	0.337	IO				2.05
11.750	0.00	0.32	0.335	IO				2.04
11.833	0.00	0.32	0.333	IO				2.03
11.917	0.00	0.32	0.330	IO				2.03
12.000	0.00	0.32	0.328	IO				2.02
12.083	0.00	0.32	0.326	IO				2.01
12.167	0.00	0.32	0.324	IO				2.00
12.250	0.00	0.32	0.322	IO				1.99
12.333	0.00	0.32	0.319	IO				1.98
12.417	0.00	0.32	0.317	IO				1.96
12.500	0.00	0.32	0.315	IO				1.95
12.583	0.00	0.32	0.313	IO				1.94
12.667	0.00	0.32	0.311	IO				1.93
12.750	0.00	0.31	0.308	IO				1.92
12.833	0.00	0.31	0.306	IO				1.90
12.917	0.00	0.31	0.304	IO				1.89
13.000	0.00	0.31	0.302	IO				1.88
13.083	0.00	0.31	0.300	IO				1.87
13.167	0.00	0.31	0.298	IO				1.86
13.250	0.00	0.31	0.296	IO				1.85
13.333	0.00	0.31	0.293	IO				1.84
13.417	0.00	0.31	0.291	IO				1.82
13.500	0.00	0.31	0.289	IO				1.81
13.583	0.00	0.31	0.287	IO				1.80
13.667	0.00	0.31	0.285	IO				1.79
13.750	0.00	0.31	0.283	IO				1.78
13.833	0.00	0.31	0.281	IO				1.77
13.917	0.00	0.31	0.279	IO				1.76
14.000	0.00	0.30	0.276	IO				1.74
14.083	0.00	0.30	0.274	IO				1.73
14.167	0.00	0.30	0.272	IO				1.72
14.250	0.00	0.30	0.270	IO				1.71
14.333	0.00	0.30	0.268	IO				1.70
14.417	0.00	0.30	0.266	IO				1.69
14.500	0.00	0.30	0.264	IO				1.68
14.583	0.00	0.30	0.262	IO				1.67
14.667	0.00	0.30	0.260	IO				1.66
14.750	0.00	0.30	0.258	IO				1.64
14.833	0.00	0.30	0.256	IO				1.63
14.917	0.00	0.30	0.254	IO				1.62
15.000	0.00	0.30	0.252	IO				1.61
15.083	0.00	0.30	0.250	IO				1.60
15.167	0.00	0.30	0.248	IO				1.59
15.250	0.00	0.29	0.246	IO				1.58
15.333	0.00	0.29	0.243	IO				1.57
15.417	0.00	0.29	0.241	IO				1.56
15.500	0.00	0.29	0.239	IO				1.55
15.583	0.00	0.29	0.237	IO				1.53
15.667	0.00	0.29	0.235	IO				1.52
15.750	0.00	0.29	0.233	IO				1.51
15.833	0.00	0.29	0.231	IO				1.50
15.917	0.00	0.29	0.229	IO				1.49
16.000	0.00	0.29	0.227	IO				1.48
16.083	0.00	0.29	0.225	IO				1.47
16.167	0.00	0.29	0.223	IO				1.46
16.250	0.00	0.29	0.221	IO				1.45
16.333	0.00	0.29	0.220	IO				1.44
16.417	0.00	0.29	0.218	IO				1.43
16.500	0.00	0.29	0.216	IO				1.42
16.583	0.00	0.28	0.214	IO				1.41
16.667	0.00	0.28	0.212	IO				1.40
16.750	0.00	0.28	0.210	IO				1.39
16.833	0.00	0.28	0.208	IO				1.38
16.917	0.00	0.28	0.206	IO				1.36
17.000	0.00	0.28	0.204	IO				1.35
17.083	0.00	0.28	0.202	IO				1.34
17.167	0.00	0.28	0.200	IO				1.33
17.250	0.00	0.28	0.198	IO				1.32
17.333	0.00	0.28	0.196	IO				1.31
17.417	0.00	0.28	0.194	IO				1.30
17.500	0.00	0.28	0.192	IO				1.29
17.583	0.00	0.28	0.190	IO				1.28
17.667	0.00	0.28	0.189	IO				1.27
17.750	0.00	0.28	0.187	IO				1.26
17.833	0.00	0.28	0.185	IO				1.25
17.917	0.00	0.27	0.183	IO				1.24
18.000	0.00	0.27	0.181	IO				1.23
18.083	0.00	0.27	0.179	IO				1.22

18.167	0.00	0.27	0.177	IO					1.21
18.250	0.00	0.27	0.175	IO					1.20
18.333	0.00	0.27	0.173	IO					1.19
18.417	0.00	0.27	0.172	IO					1.18
18.500	0.00	0.27	0.170	IO					1.17
18.583	0.00	0.27	0.168	IO					1.16
18.667	0.00	0.27	0.166	IO					1.15
18.750	0.00	0.27	0.164	IO					1.14
18.833	0.00	0.27	0.162	IO					1.13
18.917	0.00	0.27	0.160	IO					1.12
19.000	0.00	0.27	0.159	IO					1.11
19.083	0.00	0.27	0.157	IO					1.10
19.167	0.00	0.27	0.155	IO					1.09
19.250	0.00	0.26	0.153	IO					1.08
19.333	0.00	0.26	0.151	IO					1.07
19.417	0.00	0.26	0.149	IO					1.06
19.500	0.00	0.26	0.148	IO					1.05
19.583	0.00	0.26	0.146	IO					1.04
19.667	0.00	0.26	0.144	IO					1.03
19.750	0.00	0.26	0.142	IO					1.02
19.833	0.00	0.26	0.140	IO					1.01
19.917	0.00	0.26	0.139	IO					1.00
20.000	0.00	0.26	0.137	IO					0.99
20.083	0.00	0.25	0.135	IO					0.98
20.167	0.00	0.25	0.133	IO					0.97
20.250	0.00	0.25	0.132	IO					0.95
20.333	0.00	0.24	0.130	IO					0.94
20.417	0.00	0.24	0.128	IO					0.93
20.500	0.00	0.24	0.127	IO					0.92
20.583	0.00	0.24	0.125	IO					0.91
20.667	0.00	0.23	0.123	IO					0.89
20.750	0.00	0.23	0.122	IO					0.88
20.833	0.00	0.23	0.120	IO					0.87
20.917	0.00	0.22	0.119	IO					0.86
21.000	0.00	0.22	0.117	IO					0.85
21.083	0.00	0.22	0.116	IO					0.84
21.167	0.00	0.22	0.114	IO					0.83
21.250	0.00	0.21	0.113	IO					0.82
21.333	0.00	0.21	0.111	IO					0.81
21.417	0.00	0.21	0.110	IO					0.80
21.500	0.00	0.20	0.108	IO					0.79
21.583	0.00	0.20	0.107	IO					0.78
21.667	0.00	0.20	0.106	IO					0.77
21.750	0.00	0.20	0.104	IO					0.76
21.833	0.00	0.19	0.103	IO					0.75
21.917	0.00	0.19	0.102	IO					0.74
22.000	0.00	0.19	0.100	IO					0.73
22.083	0.00	0.19	0.099	IO					0.72
22.167	0.00	0.18	0.098	IO					0.71
22.250	0.00	0.18	0.096	IO					0.70
22.333	0.00	0.18	0.095	IO					0.69
22.417	0.00	0.18	0.094	IO					0.68
22.500	0.00	0.17	0.093	IO					0.67
22.583	0.00	0.17	0.092	O					0.66
22.667	0.00	0.17	0.090	O					0.65
22.750	0.00	0.17	0.089	O					0.65
22.833	0.00	0.17	0.088	O					0.64
22.917	0.00	0.16	0.087	O					0.63
23.000	0.00	0.16	0.086	O					0.62
23.083	0.00	0.16	0.085	O					0.61
23.167	0.00	0.16	0.084	O					0.61
23.250	0.00	0.16	0.083	O					0.60
23.333	0.00	0.15	0.081	O					0.59
23.417	0.00	0.15	0.080	O					0.58
23.500	0.00	0.15	0.079	O					0.58
23.583	0.00	0.15	0.078	O					0.57
23.667	0.00	0.15	0.077	O					0.56
23.750	0.00	0.14	0.076	O					0.55
23.833	0.00	0.14	0.075	O					0.55
23.917	0.00	0.14	0.074	O					0.54
24.000	0.00	0.14	0.073	O					0.53
24.083	0.00	0.14	0.072	O					0.53
24.167	0.00	0.13	0.072	O					0.52
24.250	0.00	0.13	0.071	O					0.51
24.333	0.00	0.13	0.070	O					0.51
24.417	0.00	0.13	0.069	O					0.50
24.500	0.00	0.13	0.068	O					0.49
24.583	0.00	0.13	0.067	O					0.49
24.667	0.00	0.12	0.066	O					0.48
24.750	0.00	0.12	0.065	O					0.47
24.833	0.00	0.12	0.064	O					0.47
24.917	0.00	0.12	0.064	O					0.46
25.000	0.00	0.12	0.063	O					0.46
25.083	0.00	0.12	0.062	O					0.45
25.167	0.00	0.12	0.061	O					0.44
25.250	0.00	0.11	0.060	O					0.44
25.333	0.00	0.11	0.060	O					0.43
25.417	0.00	0.11	0.059	O					0.43
25.500	0.00	0.11	0.058	O					0.42
25.583	0.00	0.11	0.057	O					0.42
25.667	0.00	0.11	0.057	O					0.41
25.750	0.00	0.11	0.056	O					0.41
25.833	0.00	0.10	0.055	O					0.40
25.917	0.00	0.10	0.054	O					0.39
26.000	0.00	0.10	0.054	O					0.39

```
26.083    0.00    0.10      0.053  O       |       |       |       |     0.38
26.167    0.00    0.10      0.052  O       |       |       |       |     0.38

          Remaining water in basin =    0.05 (Ac.Ft)

          **************************HYDROGRAPH DATA***************************
                              Number of intervals =   314
                              Time interval =    5.0 (Min.)
                              Maximum/Peak flow rate =        0.362 (CFS)
                              Total volume =       0.531 (Ac.Ft)
                    Status of hydrographs being held in storage
                               Stream 1  Stream 2  Stream 3  Stream 4  Stream 5
                    Peak (CFS)      0.000     0.000     0.000     0.000     0.000
                    Vol (Ac.Ft)      0.000     0.000     0.000     0.000     0.000
          ***********************************************************************

          ----------------------------------------------------------------------
```

```
                    FLOOD HYDROGRAPH ROUTING PROGRAM
            Copyright (c) CIVILCADD/CIVILDESIGN, 1989 - 2004
                        Study date: 03/28/20

---------------------------------------------------------------------

Routing for Basin "DD"

---------------------------------------------------------------------

Program License Serial Number 4027

---------------------------------------------------------------------
******************** HYDROGRAPH INFORMATION *********************

                    From study/file name: d24100.rte
****************************HYDROGRAPH DATA****************************
                    Number of intervals =   292
                    Time interval =    5.0 (Min.)
                    Maximum/Peak flow rate =        1.795 (CFS)
                    Total volume =       0.773 (Ac.Ft)
          Status of hydrographs being held in storage
                     Stream 1  Stream 2  Stream 3  Stream 4  Stream 5
          Peak (CFS)      0.000     0.000     0.000     0.000     0.000
          Vol (Ac.Ft)      0.000     0.000     0.000     0.000     0.000
*********************************************************************


++++++++++++++++++++++++++++++++++++++++++++++++++++++++++++++++++++++
Process from Point/Station        0.000 to Point/Station        0.000
**** RETARDING BASIN ROUTING ****
______________________________________________________________________

User entry of depth-outflow-storage data
---------------------------------------------------------------------
Total number of inflow hydrograph intervals = 292
Hydrograph time unit =  5.000 (Min.)
Initial depth in storage basin =   0.00(Ft.)
---------------------------------------------------------------------
---------------------------------------------------------------------
Initial basin depth =   0.00 (Ft.)
Initial basin storage =      0.00 (Ac.Ft)
Initial basin outflow =   0.00 (CFS)
---------------------------------------------------------------------
---------------------------------------------------------------------
Depth vs. Storage and Depth vs. Discharge data:
 Basin Depth  Storage    Outflow   (S-O*dt/2)   (S+O*dt/2)
     (Ft.)    (Ac.Ft)    (CFS)     (Ac.Ft)    (Ac.Ft)
---------------------------------------------------------------------
0.000      0.000      0.000      0.000        0.000
1.000      0.138      0.260      0.137        0.139
2.000      0.324      0.320      0.323        0.325
3.000      0.572      0.380      0.571        0.573
---------------------------------------------------------------------
                    Hydrograph Detention Basin Routing
---------------------------------------------------------------------

Graph values: 'I'= unit inflow; 'O'=outflow at time shown
---------------------------------------------------------------------
 Time   Inflow  Outflow    Storage                                    Depth
(Hours)  (CFS)   (CFS)     (Ac.Ft) .0       0.4    0.90    1.35    1.80 (Ft.)
 0.083    0.02    0.00      0.000  O       |       |       |       |     0.00
 0.167    0.05    0.00      0.000  O       |       |       |       |     0.00
 0.250    0.05    0.00      0.001  O       |       |       |       |     0.00
 0.333    0.06    0.00      0.001  OI      |       |       |       |     0.01
 0.417    0.08    0.00      0.001  OI      |       |       |       |     0.01
 0.500    0.08    0.00      0.002  OI      |       |       |       |     0.01
 0.583    0.08    0.00      0.002  OI      |       |       |       |     0.02
 0.667    0.08    0.01      0.003  OI      |       |       |       |     0.02
 0.750    0.08    0.01      0.004  OI      |       |       |       |     0.03
 0.833    0.09    0.01      0.004  OI      |       |       |       |     0.03
 0.917    0.10    0.01      0.005  OI      |       |       |       |     0.03
 1.000    0.11    0.01      0.005  OI      |       |       |       |     0.04
 1.083    0.10    0.01      0.006  OI      |       |       |       |     0.04
 1.167    0.08    0.01      0.006  OI      |       |       |       |     0.05
 1.250    0.08    0.01      0.007  OI      |       |       |       |     0.05
 1.333    0.08    0.01      0.007  OI      |       |       |       |     0.05
 1.417    0.08    0.01      0.008  OI      |       |       |       |     0.06
 1.500    0.08    0.02      0.008  OI      |       |       |       |     0.06
 1.583    0.08    0.02      0.009  OI      |       |       |       |     0.06
 1.667    0.08    0.02      0.009  OI      |       |       |       |     0.07
 1.750    0.08    0.02      0.010  OI      |       |       |       |     0.07
 1.833    0.09    0.02      0.010  OI      |       |       |       |     0.07
 1.917    0.10    0.02      0.011  OI      |       |       |       |     0.08
 2.000    0.11    0.02      0.011  OI      |       |       |       |     0.08
 2.083    0.11    0.02      0.012  OI      |       |       |       |     0.09
 2.167    0.11    0.02      0.012  OI      |       |       |       |     0.09
 2.250    0.11    0.02      0.013  OI      |       |       |       |     0.09
```

2.333	0.11	0.03	0.014	OI				0.10
2.417	0.11	0.03	0.014	OI				0.10
2.500	0.11	0.03	0.015	OI				0.11
2.583	0.12	0.03	0.015	O I				0.11
2.667	0.13	0.03	0.016	O I				0.11
2.750	0.13	0.03	0.017	O I				0.12
2.833	0.13	0.03	0.017	O I				0.13
2.917	0.13	0.03	0.018	O I				0.13
3.000	0.13	0.04	0.019	O I				0.14
3.083	0.13	0.04	0.019	O I				0.14
3.167	0.13	0.04	0.020	O I				0.14
3.250	0.13	0.04	0.021	O I				0.15
3.333	0.13	0.04	0.021	O I				0.15
3.417	0.13	0.04	0.022	O I				0.16
3.500	0.13	0.04	0.023	O I				0.16
3.583	0.13	0.04	0.023	O I				0.17
3.667	0.13	0.04	0.024	O I				0.17
3.750	0.13	0.05	0.024	O I				0.18
3.833	0.14	0.05	0.025	O I				0.18
3.917	0.16	0.05	0.026	O I				0.19
4.000	0.16	0.05	0.027	O I				0.19
4.083	0.16	0.05	0.027	O I				0.20
4.167	0.16	0.05	0.028	O I				0.20
4.250	0.16	0.05	0.029	O I				0.21
4.333	0.17	0.06	0.030	O I				0.21
4.417	0.18	0.06	0.030	O I				0.22
4.500	0.19	0.06	0.031	O I				0.23
4.583	0.19	0.06	0.032	O I				0.23
4.667	0.19	0.06	0.033	O I				0.24
4.750	0.19	0.06	0.034	O I				0.25
4.833	0.20	0.07	0.035	O I				0.25
4.917	0.21	0.07	0.036	O I				0.26
5.000	0.21	0.07	0.037	O I				0.27
5.083	0.19	0.07	0.038	O I				0.27
5.167	0.17	0.07	0.038	O I				0.28
5.250	0.16	0.07	0.039	OI				0.28
5.333	0.17	0.07	0.040	O I				0.29
5.417	0.18	0.08	0.040	O I				0.29
5.500	0.19	0.08	0.041	O I				0.30
5.583	0.20	0.08	0.042	O I				0.30
5.667	0.21	0.08	0.043	O I				0.31
5.750	0.21	0.08	0.044	O I				0.32
5.833	0.21	0.08	0.044	O I				0.32
5.917	0.21	0.09	0.045	O I				0.33
6.000	0.21	0.09	0.046	O I				0.34
6.083	0.22	0.09	0.047	O I				0.34
6.167	0.24	0.09	0.048	O I				0.35
6.250	0.24	0.09	0.049	O I				0.36
6.333	0.24	0.09	0.050	O I				0.36
6.417	0.24	0.10	0.051	O I				0.37
6.500	0.24	0.10	0.052	O I				0.38
6.583	0.25	0.10	0.053	O I				0.39
6.667	0.26	0.10	0.054	O I				0.39
6.750	0.27	0.10	0.055	O I				0.40
6.833	0.27	0.11	0.056	O I				0.41
6.917	0.27	0.11	0.058	O I				0.42
7.000	0.27	0.11	0.059	O I				0.42
7.083	0.27	0.11	0.060	O I				0.43
7.167	0.27	0.11	0.061	O I				0.44
7.250	0.27	0.12	0.062	O I				0.45
7.333	0.18	0.12	0.063	OI				0.45
7.417	0.08	0.12	0.063	IO				0.45
7.500	0.06	0.12	0.062	IO				0.45
7.583	0.08	0.12	0.062	IO				0.45
7.667	0.12	0.12	0.062	O				0.45
7.750	0.13	0.12	0.062	O				0.45
7.833	0.16	0.12	0.062	O				0.45
7.917	0.19	0.12	0.063	OI				0.45
8.000	0.20	0.12	0.063	OI				0.46
8.083	0.26	0.12	0.064	O I				0.46
8.167	0.33	0.12	0.065	O I				0.47
8.250	0.34	0.13	0.067	O I				0.48
8.333	0.35	0.13	0.068	O I				0.49
8.417	0.36	0.13	0.070	O I				0.50
8.500	0.36	0.13	0.071	O I				0.52
8.583	0.39	0.14	0.073	O I				0.53
8.667	0.42	0.14	0.075	O I				0.54
8.750	0.43	0.14	0.077	O I				0.55
8.833	0.46	0.15	0.079	O I				0.57
8.917	0.50	0.15	0.081	O I				0.59
9.000	0.51	0.16	0.083	O I				0.60
9.083	0.56	0.16	0.086	O I				0.62
9.167	0.63	0.17	0.089	O I				0.64
9.250	0.65	0.17	0.092	O I				0.67
9.333	0.68	0.18	0.095	O I				0.69
9.417	0.72	0.19	0.099	O I				0.72
9.500	0.73	0.19	0.103	O I				0.74
9.583	0.76	0.20	0.106	O I				0.77
9.667	0.79	0.21	0.110	O I				0.80
9.750	0.80	0.22	0.114	O I				0.83
9.833	0.83	0.22	0.118	O I				0.86
9.917	0.87	0.23	0.123	O I				0.89
10.000	0.88	0.24	0.127	O I				0.92
10.083	0.70	0.25	0.131	O I				0.95
10.167	0.49	0.25	0.133	O I				0.97

```
10.250    0.44    0.25      0.135  |   O  I|       |       |       |     0.98
10.333    0.43    0.26      0.136  |   O  I|       |       |       |     0.98
10.417    0.43    0.26      0.137  |   O  I|       |       |       |     0.99
10.500    0.43    0.26      0.138  |   O  I|       |       |       |     1.00
10.583    0.56    0.26      0.140  |   O   |I      |       |       |     1.01
10.667    0.72    0.26      0.142  |   O   |   I   |       |       |     1.02
10.750    0.76    0.26      0.146  |   O   |    I  |       |       |     1.04
10.833    0.77    0.26      0.149  |   O   |    I  |       |       |     1.06
10.917    0.78    0.26      0.153  |   O   |    I  |       |       |     1.08
11.000    0.78    0.27      0.156  |   O   |    I  |       |       |     1.10
11.083    0.76    0.27      0.160  |   O   |    I  |       |       |     1.12
11.167    0.73    0.27      0.163  |   O   |   I   |       |       |     1.13
11.250    0.72    0.27      0.166  |   O   |   I   |       |       |     1.15
11.333    0.72    0.27      0.169  |   O   |   I   |       |       |     1.17
11.417    0.73    0.27      0.172  |   O   |   I   |       |       |     1.18
11.500    0.73    0.27      0.175  |   O   |   I   |       |       |     1.20
11.583    0.68    0.27      0.178  |   O   |   I   |       |       |     1.22
11.667    0.62    0.27      0.181  |   O   |  I    |       |       |     1.23
11.750    0.61    0.27      0.183  |   O   | I     |       |       |     1.24
11.833    0.63    0.28      0.186  |   O   |  I    |       |       |     1.26
11.917    0.67    0.28      0.188  |   O   |  I    |       |       |     1.27
12.000    0.67    0.28      0.191  |   O   |   I   |       |       |     1.29
12.083    0.86    0.28      0.194  |   O   |      I|       |       |     1.30
12.167    1.08    0.28      0.199  |   O   |       |  I    |       |     1.33
12.250    1.13    0.28      0.205  |    O  |       |   I   |       |     1.36
12.333    1.18    0.28      0.211  |    O  |       |   I   |       |     1.39
12.417    1.22    0.29      0.217  |    O  |       |    I  |       |     1.43
12.500    1.23    0.29      0.224  |    O  |       |    I  |       |     1.46
12.583    1.28    0.29      0.230  |    O  |       |     I |       |     1.50
12.667    1.35    0.29      0.237  |    O  |       |       I       |     1.53
12.750    1.36    0.29      0.245  |    O  |       |       I       |     1.57
12.833    1.40    0.30      0.252  |    O  |       |       I       |     1.61
12.917    1.43    0.30      0.260  |    O  |       |       |I      |     1.65
13.000    1.44    0.30      0.268  |    O  |       |       |I      |     1.70
13.083    1.57    0.30      0.276  |    O  |       |       |   I   |     1.74
13.167    1.74    0.31      0.285  |    O  |       |       |     I |     1.79
13.250    1.77    0.31      0.295  |    O  |       |       |      I|     1.84
13.333    1.79    0.31      0.305  |    O  |       |       |      I|     1.90
13.417    1.79    0.32      0.315  |    O  |       |       |      I|     1.95
13.500    1.80    0.32      0.326  |    O  |       |       |       I     2.01
13.583    1.52    0.32      0.335  |    O  |       |       |  I    |     2.04
13.667    1.17    0.32      0.342  |    O  |       |   I   |       |     2.07
13.750    1.10    0.33      0.347  |    O  |       |  I    |       |     2.09
13.833    1.08    0.33      0.353  |    O  |       |  I    |       |     2.12
13.917    1.07    0.33      0.358  |    O  |       |  I    |       |     2.14
14.000    1.07    0.33      0.363  |    O  |       |  I    |       |     2.16
14.083    1.18    0.33      0.368  |    O  |       |   I   |       |     2.18
14.167    1.31    0.33      0.375  |    O  |       |      I|       |     2.20
14.250    1.34    0.33      0.381  |    O  |       |      I|       |     2.23
14.333    1.32    0.34      0.388  |    O  |       |      I|       |     2.26
14.417    1.30    0.34      0.395  |     O |       |      I|       |     2.29
14.500    1.29    0.34      0.402  |     O |       |      I|       |     2.31
14.583    1.29    0.34      0.408  |     O |       |      I|       |     2.34
14.667    1.29    0.34      0.415  |     O |       |      I|       |     2.37
14.750    1.30    0.34      0.421  |     O |       |      I|       |     2.39
14.833    1.27    0.35      0.428  |     O |       |     I |       |     2.42
14.917    1.24    0.35      0.434  |     O |       |     I |       |     2.44
15.000    1.24    0.35      0.440  |     O |       |     I |       |     2.47
15.083    1.21    0.35      0.446  |     O |       |    I  |       |     2.49
15.167    1.18    0.35      0.452  |     O |       |    I  |       |     2.52
15.250    1.18    0.35      0.458  |     O |       |   I   |       |     2.54
15.333    1.15    0.35      0.463  |     O |       |   I   |       |     2.56
15.417    1.12    0.36      0.469  |     O |       |   I   |       |     2.58
15.500    1.12    0.36      0.474  |     O |       |  I    |       |     2.60
15.583    1.02    0.36      0.479  |     O |       | I     |       |     2.62
15.667    0.89    0.36      0.483  |     O |      I|       |       |     2.64
15.750    0.87    0.36      0.487  |     O |      I|       |       |     2.66
15.833    0.86    0.36      0.490  |     O |      I|       |       |     2.67
15.917    0.86    0.36      0.493  |     O |      I|       |       |     2.68
16.000    0.86    0.36      0.497  |     O |      I|       |       |     2.70
16.083    0.57    0.36      0.499  |     O | I     |       |       |     2.71
16.167    0.22    0.36      0.500  |  I  O |       |       |       |     2.71
16.250    0.14    0.36      0.498  | I   O |       |       |       |     2.70
16.333    0.12    0.36      0.497  | I   O |       |       |       |     2.70
16.417    0.11    0.36      0.495  |I    O |       |       |       |     2.69
16.500    0.11    0.36      0.493  |I    O |       |       |       |     2.68
16.583    0.10    0.36      0.491  |I    O |       |       |       |     2.68
16.667    0.08    0.36      0.490  |I    O |       |       |       |     2.67
16.750    0.08    0.36      0.488  |I    O |       |       |       |     2.66
16.833    0.08    0.36      0.486  |I    O |       |       |       |     2.65
16.917    0.08    0.36      0.484  |I    O |       |       |       |     2.64
17.000    0.08    0.36      0.482  |I    O |       |       |       |     2.64
17.083    0.10    0.36      0.480  |I    O |       |       |       |     2.63
17.167    0.13    0.36      0.478  | I   O |       |       |       |     2.62
17.250    0.13    0.36      0.477  | I   O |       |       |       |     2.62
17.333    0.13    0.36      0.475  | I   O |       |       |       |     2.61
17.417    0.13    0.36      0.474  | I   O |       |       |       |     2.60
17.500    0.13    0.36      0.472  | I   O |       |       |       |     2.60
17.583    0.13    0.36      0.471  | I   O |       |       |       |     2.59
17.667    0.13    0.36      0.469  | I   O |       |       |       |     2.59
17.750    0.13    0.35      0.468  | I   O |       |       |       |     2.58
17.833    0.12    0.35      0.466  | I   O |       |       |       |     2.57
17.917    0.11    0.35      0.464  |I    O |       |       |       |     2.57
18.000    0.11    0.35      0.463  |I    O |       |       |       |     2.56
18.083    0.11    0.35      0.461  |I    O |       |       |       |     2.55
```

18.167	0.11	0.35	0.459	|I	O |					2.55
18.250	0.11	0.35	0.458	|I	O |					2.54
18.333	0.11	0.35	0.456	|I	O |					2.53
18.417	0.11	0.35	0.454	|I	O |					2.53
18.500	0.11	0.35	0.453	|I	O |					2.52
18.583	0.10	0.35	0.451	|I	O |					2.51
18.667	0.08	0.35	0.449	|I	O |					2.50
18.750	0.08	0.35	0.447	|I	O |					2.50
18.833	0.07	0.35	0.445	|I	O |					2.49
18.917	0.06	0.35	0.443	|I	O |					2.48
19.000	0.05	0.35	0.441	I	O |					2.47
19.083	0.06	0.35	0.439	|I	O |					2.47
19.167	0.08	0.35	0.438	|I	O |					2.46
19.250	0.08	0.35	0.436	|I	O |					2.45
19.333	0.09	0.35	0.434	|I	O |					2.44
19.417	0.10	0.35	0.432	|I	O |					2.44
19.500	0.11	0.35	0.431	|I	O |					2.43
19.583	0.10	0.35	0.429	|I	O |					2.42
19.667	0.08	0.34	0.427	|I	O |					2.42
19.750	0.08	0.34	0.425	|I	O |					2.41
19.833	0.07	0.34	0.423	|I	O |					2.40
19.917	0.06	0.34	0.421	|I	O |					2.39
20.000	0.05	0.34	0.420	I	O |					2.39
20.083	0.06	0.34	0.418	|I	O |					2.38
20.167	0.08	0.34	0.416	|I	O |					2.37
20.250	0.08	0.34	0.414	|I	O |					2.36
20.333	0.08	0.34	0.412	|I	O |					2.36
20.417	0.08	0.34	0.410	|I	O |					2.35
20.500	0.08	0.34	0.408	|I	O |					2.34
20.583	0.08	0.34	0.407	|I	O |					2.33
20.667	0.08	0.34	0.405	|I	O |					2.33
20.750	0.08	0.34	0.403	|I	O |					2.32
20.833	0.07	0.34	0.401	|I	O |					2.31
20.917	0.06	0.34	0.399	|I	O |					2.30
21.000	0.05	0.34	0.397	I	O |					2.30
21.083	0.06	0.34	0.396	|I	O |					2.29
21.167	0.08	0.34	0.394	|I	O |					2.28
21.250	0.08	0.34	0.392	|I	O |					2.27
21.333	0.07	0.34	0.390	|I	O |					2.27
21.417	0.06	0.34	0.388	|I	O |					2.26
21.500	0.05	0.34	0.386	I	O |					2.25
21.583	0.06	0.33	0.384	|I	O |					2.24
21.667	0.08	0.33	0.383	|I	O |					2.24
21.750	0.08	0.33	0.381	|I	O |					2.23
21.833	0.07	0.33	0.379	|I	O |					2.22
21.917	0.06	0.33	0.377	|I	O |					2.21
22.000	0.05	0.33	0.375	I	O |					2.21
22.083	0.06	0.33	0.373	|I	O |					2.20
22.167	0.08	0.33	0.372	|I	O |					2.19
22.250	0.08	0.33	0.370	|I	O |					2.19
22.333	0.07	0.33	0.368	|I	O |					2.18
22.417	0.06	0.33	0.366	|I	O |					2.17
22.500	0.05	0.33	0.364	I	O |					2.16
22.583	0.05	0.33	0.362	I	O |					2.16
22.667	0.05	0.33	0.361	I	O |					2.15
22.750	0.05	0.33	0.359	I	O |					2.14
22.833	0.05	0.33	0.357	I	O |					2.13
22.917	0.05	0.33	0.355	I	O |					2.12
23.000	0.05	0.33	0.353	I	O |					2.12
23.083	0.05	0.33	0.351	I	O |					2.11
23.167	0.05	0.33	0.349	I	O |					2.10
23.250	0.05	0.33	0.347	I	O |					2.09
23.333	0.05	0.33	0.346	I	O |					2.09
23.417	0.05	0.32	0.344	I	O |					2.08
23.500	0.05	0.32	0.342	I	O |					2.07
23.583	0.05	0.32	0.340	I	O |					2.06
23.667	0.05	0.32	0.338	I	O |					2.06
23.750	0.05	0.32	0.336	I	O |					2.05
23.833	0.05	0.32	0.334	I	O |					2.04
23.917	0.05	0.32	0.333	I	O |					2.03
24.000	0.05	0.32	0.331	I	O |					2.03
24.083	0.03	0.32	0.329	I	O |					2.02
24.167	0.01	0.32	0.327	I	O |					2.01
24.250	0.00	0.32	0.325	I	O |					2.00
24.333	0.00	0.32	0.322	I	O |					1.99
24.417	0.00	0.32	0.320	I	O |					1.98
24.500	0.00	0.32	0.318	I	O |					1.97
24.583	0.00	0.32	0.316	I	O |					1.96
24.667	0.00	0.32	0.314	I	O |					1.94
24.750	0.00	0.32	0.311	I	O |					1.93
24.833	0.00	0.32	0.309	I	O |					1.92
24.917	0.00	0.31	0.307	I	O |					1.91
25.000	0.00	0.31	0.305	I	O |					1.90
25.083	0.00	0.31	0.303	I	O |					1.89
25.167	0.00	0.31	0.301	I	O |					1.87
25.250	0.00	0.31	0.298	I	O |					1.86
25.333	0.00	0.31	0.296	I	O |					1.85
25.417	0.00	0.31	0.294	I	O |					1.84
25.500	0.00	0.31	0.292	I	O |					1.83
25.583	0.00	0.31	0.290	I	O |					1.82
25.667	0.00	0.31	0.288	I	O |					1.81
25.750	0.00	0.31	0.286	I	O |					1.79
25.833	0.00	0.31	0.284	I	O |					1.78
25.917	0.00	0.31	0.281	I	O |					1.77
26.000	0.00	0.31	0.279	I	O |					1.76

26.083	0.00	0.30	0.277	I	O					1.75
26.167	0.00	0.30	0.275	I	O					1.74
26.250	0.00	0.30	0.273	I	O					1.73
26.333	0.00	0.30	0.271	I	O					1.71
26.417	0.00	0.30	0.269	I	O					1.70
26.500	0.00	0.30	0.267	I	O					1.69
26.583	0.00	0.30	0.265	I	O					1.68
26.667	0.00	0.30	0.263	I	O					1.67
26.750	0.00	0.30	0.261	I	O					1.66
26.833	0.00	0.30	0.258	I	O					1.65
26.917	0.00	0.30	0.256	I	O					1.64
27.000	0.00	0.30	0.254	I	O					1.63
27.083	0.00	0.30	0.252	I	O					1.61
27.167	0.00	0.30	0.250	I	O					1.60
27.250	0.00	0.30	0.248	I	O					1.59
27.333	0.00	0.29	0.246	I	O					1.58
27.417	0.00	0.29	0.244	I	O					1.57
27.500	0.00	0.29	0.242	I	O					1.56
27.583	0.00	0.29	0.240	I	O					1.55
27.667	0.00	0.29	0.238	I	O					1.54
27.750	0.00	0.29	0.236	I	O					1.53
27.833	0.00	0.29	0.234	I	O					1.52
27.917	0.00	0.29	0.232	I	O					1.51
28.000	0.00	0.29	0.230	I	O					1.50
28.083	0.00	0.29	0.228	I	O					1.48
28.167	0.00	0.29	0.226	I	O					1.47
28.250	0.00	0.29	0.224	I	O					1.46
28.333	0.00	0.29	0.222	I	O					1.45
28.417	0.00	0.29	0.220	I	O					1.44
28.500	0.00	0.29	0.218	I	O					1.43
28.583	0.00	0.29	0.216	I	O					1.42
28.667	0.00	0.28	0.214	I	O					1.41
28.750	0.00	0.28	0.212	I	O					1.40
28.833	0.00	0.28	0.210	I	O					1.39
28.917	0.00	0.28	0.208	I	O					1.38
29.000	0.00	0.28	0.206	I	O					1.37
29.083	0.00	0.28	0.205	I	O					1.36
29.167	0.00	0.28	0.203	I	O					1.35
29.250	0.00	0.28	0.201	I	O					1.34
29.333	0.00	0.28	0.199	I	O					1.33
29.417	0.00	0.28	0.197	I	O					1.32
29.500	0.00	0.28	0.195	I	O					1.31
29.583	0.00	0.28	0.193	I	O					1.30
29.667	0.00	0.28	0.191	I	O					1.29
29.750	0.00	0.28	0.189	I	O					1.28
29.833	0.00	0.28	0.187	I	O					1.26
29.917	0.00	0.28	0.185	I	O					1.25
30.000	0.00	0.27	0.183	I	O					1.24
30.083	0.00	0.27	0.182	I	O					1.23
30.167	0.00	0.27	0.180	I	O					1.22
30.250	0.00	0.27	0.178	I	O					1.21
30.333	0.00	0.27	0.176	I	O					1.20
30.417	0.00	0.27	0.174	I	O					1.19
30.500	0.00	0.27	0.172	I	O					1.18
30.583	0.00	0.27	0.170	I	O					1.17
30.667	0.00	0.27	0.168	I	O					1.16
30.750	0.00	0.27	0.167	I	O					1.15
30.833	0.00	0.27	0.165	I	O					1.14
30.917	0.00	0.27	0.163	I	O					1.13
31.000	0.00	0.27	0.161	I	O					1.12
31.083	0.00	0.27	0.159	I	O					1.11
31.167	0.00	0.27	0.157	I	O					1.10
31.250	0.00	0.27	0.156	I	O					1.09
31.333	0.00	0.27	0.154	I	O					1.08
31.417	0.00	0.26	0.152	I	O					1.07
31.500	0.00	0.26	0.150	I	O					1.07
31.583	0.00	0.26	0.148	I	O					1.06
31.667	0.00	0.26	0.146	I	O					1.05
31.750	0.00	0.26	0.145	I	O					1.04
31.833	0.00	0.26	0.143	I	O					1.03
31.917	0.00	0.26	0.141	I	O					1.02
32.000	0.00	0.26	0.139	I	O					1.01
32.083	0.00	0.26	0.137	I	O					1.00
32.167	0.00	0.26	0.136	I	O					0.98
32.250	0.00	0.25	0.134	I	O					0.97
32.333	0.00	0.25	0.132	I	O					0.96
32.417	0.00	0.25	0.131	I	O					0.95
32.500	0.00	0.24	0.129	I	O					0.93
32.583	0.00	0.24	0.127	I	O					0.92
32.667	0.00	0.24	0.126	I	O					0.91
32.750	0.00	0.23	0.124	I	O					0.90
32.833	0.00	0.23	0.122	I	O					0.89
32.917	0.00	0.23	0.121	I	O					0.87
33.000	0.00	0.22	0.119	I	O					0.86
33.083	0.00	0.22	0.118	I	O					0.85
33.167	0.00	0.22	0.116	I	O					0.84
33.250	0.00	0.22	0.115	I	O					0.83
33.333	0.00	0.21	0.113	I	O					0.82
33.417	0.00	0.21	0.112	I	O					0.81
33.500	0.00	0.21	0.110	I	O					0.80
33.583	0.00	0.21	0.109	I	O					0.79
33.667	0.00	0.20	0.107	I	O					0.78
33.750	0.00	0.20	0.106	I	O					0.77
33.833	0.00	0.20	0.105	I	O					0.76
33.917	0.00	0.19	0.103	I	O					0.75

```
34.000    0.00    0.19      0.102  I  O    |       |       |       |     0.74
34.083    0.00    0.19      0.101  I  O    |       |       |       |     0.73
34.167    0.00    0.19      0.099  I  O    |       |       |       |     0.72
34.250    0.00    0.18      0.098  I  O    |       |       |       |     0.71
34.333    0.00    0.18      0.097  I  O    |       |       |       |     0.70
34.417    0.00    0.18      0.096  I  O    |       |       |       |     0.69
34.500    0.00    0.18      0.094  I  O    |       |       |       |     0.68
34.583    0.00    0.18      0.093  I  O    |       |       |       |     0.67
34.667    0.00    0.17      0.092  I  O    |       |       |       |     0.67
34.750    0.00    0.17      0.091  I  O    |       |       |       |     0.66
34.833    0.00    0.17      0.090  I  O    |       |       |       |     0.65
34.917    0.00    0.17      0.088  I O     |       |       |       |     0.64
35.000    0.00    0.16      0.087  I O     |       |       |       |     0.63
35.083    0.00    0.16      0.086  I O     |       |       |       |     0.62
35.167    0.00    0.16      0.085  I O     |       |       |       |     0.62
35.250    0.00    0.16      0.084  I O     |       |       |       |     0.61
35.333    0.00    0.16      0.083  I O     |       |       |       |     0.60
35.417    0.00    0.15      0.082  I O     |       |       |       |     0.59
35.500    0.00    0.15      0.081  I O     |       |       |       |     0.59
35.583    0.00    0.15      0.080  I O     |       |       |       |     0.58
35.667    0.00    0.15      0.079  I O     |       |       |       |     0.57
35.750    0.00    0.15      0.078  I O     |       |       |       |     0.56
35.833    0.00    0.14      0.077  I O     |       |       |       |     0.56
35.917    0.00    0.14      0.076  I O     |       |       |       |     0.55
36.000    0.00    0.14      0.075  I O     |       |       |       |     0.54
36.083    0.00    0.14      0.074  I O     |       |       |       |     0.53
36.167    0.00    0.14      0.073  I O     |       |       |       |     0.53
36.250    0.00    0.14      0.072  I O     |       |       |       |     0.52
36.333    0.00    0.13      0.071  I O     |       |       |       |     0.51
36.417    0.00    0.13      0.070  I O     |       |       |       |     0.51
36.500    0.00    0.13      0.069  I O     |       |       |       |     0.50
36.583    0.00    0.13      0.068  I O     |       |       |       |     0.49
36.667    0.00    0.13      0.067  I O     |       |       |       |     0.49
36.750    0.00    0.13      0.066  I O     |       |       |       |     0.48
36.833    0.00    0.12      0.066  I O     |       |       |       |     0.48
36.917    0.00    0.12      0.065  I O     |       |       |       |     0.47
37.000    0.00    0.12      0.064  I O     |       |       |       |     0.46
37.083    0.00    0.12      0.063  I O     |       |       |       |     0.46
37.167    0.00    0.12      0.062  I O     |       |       |       |     0.45
37.250    0.00    0.12      0.061  I O     |       |       |       |     0.45
37.333    0.00    0.11      0.061  I O     |       |       |       |     0.44
37.417    0.00    0.11      0.060  I O     |       |       |       |     0.43
37.500    0.00    0.11      0.059  IO      |       |       |       |     0.43
37.583    0.00    0.11      0.058  IO      |       |       |       |     0.42
37.667    0.00    0.11      0.058  IO      |       |       |       |     0.42
37.750    0.00    0.11      0.057  IO      |       |       |       |     0.41
37.833    0.00    0.11      0.056  IO      |       |       |       |     0.41
37.917    0.00    0.10      0.055  IO      |       |       |       |     0.40
38.000    0.00    0.10      0.055  IO      |       |       |       |     0.40
38.083    0.00    0.10      0.054  IO      |       |       |       |     0.39
38.167    0.00    0.10      0.053  IO      |       |       |       |     0.39
38.250    0.00    0.10      0.053  IO      |       |       |       |     0.38

          Remaining water in basin =    0.05 (Ac.Ft)

          ***************************HYDROGRAPH DATA***************************
                              Number of intervals =   459
                              Time interval =    5.0 (Min.)
                              Maximum/Peak flow rate =        0.362 (CFS)
                              Total volume =       0.721 (Ac.Ft)
                    Status of hydrographs being held in storage
                               Stream 1  Stream 2  Stream 3  Stream 4  Stream 5
                    Peak (CFS)      0.000     0.000     0.000     0.000     0.000
                    Vol (Ac.Ft)      0.000     0.000     0.000     0.000     0.000
          *********************************************************************

          ---------------------------------------------------------------
```

```
                    FLOOD HYDROGRAPH ROUTING PROGRAM
             Copyright (c) CIVILCADD/CIVILDESIGN, 1989 - 2004
                         Study date: 03/28/20

---------------------------------------------------------------------

Routing for Basin "EE"

---------------------------------------------------------------------

Program License Serial Number 4027

---------------------------------------------------------------------
******************** HYDROGRAPH INFORMATION *********************

                    From study/file name: e1100.rte
****************************HYDROGRAPH DATA****************************
                    Number of intervals =    35
                    Time interval =    5.0 (Min.)
                    Maximum/Peak flow rate =       10.533 (CFS)
                    Total volume =       0.474 (Ac.Ft)
          Status of hydrographs being held in storage
                     Stream 1  Stream 2  Stream 3  Stream 4  Stream 5
          Peak (CFS)      0.000     0.000     0.000     0.000     0.000
          Vol (Ac.Ft)      0.000     0.000     0.000     0.000     0.000
*********************************************************************

++++++++++++++++++++++++++++++++++++++++++++++++++++++++++++++++++++++
Process from Point/Station        0.000 to Point/Station        0.000
**** RETARDING BASIN ROUTING ****
______________________________________________________________________

User entry of depth-outflow-storage data
---------------------------------------------------------------------
Total number of inflow hydrograph intervals = 35
Hydrograph time unit =  5.000 (Min.)
Initial depth in storage basin =   0.00(Ft.)
---------------------------------------------------------------------
---------------------------------------------------------------------
Initial basin depth =   0.00 (Ft.)
Initial basin storage =      0.00 (Ac.Ft)
Initial basin outflow =   0.00 (CFS)
---------------------------------------------------------------------
---------------------------------------------------------------------
Depth vs. Storage and Depth vs. Discharge data:
 Basin Depth  Storage    Outflow   (S-O*dt/2)   (S+O*dt/2)
     (Ft.)    (Ac.Ft)    (CFS)     (Ac.Ft)    (Ac.Ft)
---------------------------------------------------------------------
0.000      0.000      0.000      0.000        0.000
1.000      0.013      0.130      0.013        0.013
2.000      0.033      0.131      0.033        0.033
3.000      0.071      0.132      0.071        0.071
4.000      0.129      0.133      0.129        0.129
5.000      0.203      0.134      0.203        0.203
6.000      0.215      0.160      0.214        0.216
7.000      0.311      0.230      0.310        0.312
8.000      0.469      0.290      0.468        0.470
9.000      0.707      0.390      0.706        0.708
---------------------------------------------------------------------
                    Hydrograph Detention Basin Routing
---------------------------------------------------------------------

Graph values: 'I'= unit inflow; 'O'=outflow at time shown
---------------------------------------------------------------------
 Time   Inflow  Outflow    Storage                                    Depth
(Hours) (CFS)   (CFS)     (Ac.Ft) .0       2.6    5.27    7.90   10.53 (Ft.)
 0.083   0.04    0.00      0.000  O       |       |       |       |     0.01
 0.167   0.24    0.01      0.001  O       |       |       |       |     0.08
 0.250   0.79    0.04      0.004  O I     |       |       |       |     0.34
 0.333   1.33    0.11      0.011  O   I   |       |       |       |     0.86
 0.417   1.70    0.13      0.021  O    I  |       |       |       |     1.39
 0.500   2.00    0.13      0.033  O     I |       |       |       |     1.98
 0.583   2.33    0.13      0.047  O      I|       |       |       |     2.36
 0.667   2.73    0.13      0.063  O       I       |       |       |     2.79
 0.750   3.33    0.13      0.083  O       | I     |       |       |     3.21
 0.833   4.67    0.13      0.110  O       |     I |       |       |     3.67
 0.917   7.29    0.13      0.150  O       |       |     I |       |     4.28
 1.000  10.53    0.15      0.210  O       |       |       |       I     5.61
 1.083   8.73    0.20      0.275  O       |       |       | I     |     6.63
 1.167   5.75    0.23      0.324  O       |       |I      |       |     7.08
 1.250   3.89    0.25      0.355  O       |  I    |       |       |     7.28
 1.333   2.76    0.25      0.377  O       I       |       |       |     7.41
 1.417   2.08    0.26      0.391  O     I |       |       |       |     7.51
 1.500   1.66    0.26      0.403  O    I  |       |       |       |     7.58
 1.583   1.30    0.27      0.411  O  I    |       |       |       |     7.63
 1.667   1.04    0.27      0.417  O  I    |       |       |       |     7.67
 1.750   0.87    0.27      0.422  O I     |       |       |       |     7.70
```

1.833	0.72	0.27	0.425	O I	|	|	|	7.72
1.917	0.60	0.27	0.428	OI	|	|	|	7.74
2.000	0.50	0.28	0.430	OI	|	|	|	7.75
2.083	0.41	0.28	0.431	OI	|	|	|	7.76
2.167	0.32	0.28	0.432	O	|	|	|	7.76
2.250	0.24	0.28	0.432	O	|	|	|	7.76
2.333	0.21	0.28	0.432	O	|	|	|	7.76
2.417	0.20	0.28	0.431	O	|	|	|	7.76
2.500	0.18	0.28	0.430	O	|	|	|	7.76
2.583	0.15	0.28	0.430	O	|	|	|	7.75
2.667	0.10	0.27	0.429	O	|	|	|	7.75
2.750	0.08	0.27	0.427	O	|	|	|	7.74
2.833	0.02	0.27	0.426	O	|	|	|	7.73
2.917	0.01	0.27	0.424	O	|	|	|	7.72
3.000	0.00	0.27	0.422	O	|	|	|	7.70
3.083	0.00	0.27	0.420	O	|	|	|	7.69
3.167	0.00	0.27	0.419	O	|	|	|	7.68
3.250	0.00	0.27	0.417	O	|	|	|	7.67
3.333	0.00	0.27	0.415	O	|	|	|	7.66
3.417	0.00	0.27	0.413	O	|	|	|	7.65
3.500	0.00	0.27	0.411	O	|	|	|	7.63
3.583	0.00	0.27	0.409	O	|	|	|	7.62
3.667	0.00	0.27	0.407	O	|	|	|	7.61
3.750	0.00	0.27	0.406	O	|	|	|	7.60
3.833	0.00	0.27	0.404	O	|	|	|	7.59
3.917	0.00	0.26	0.402	O	|	|	|	7.58
4.000	0.00	0.26	0.400	O	|	|	|	7.56
4.083	0.00	0.26	0.398	O	|	|	|	7.55
4.167	0.00	0.26	0.396	O	|	|	|	7.54
4.250	0.00	0.26	0.395	O	|	|	|	7.53
4.333	0.00	0.26	0.393	O	|	|	|	7.52
4.417	0.00	0.26	0.391	O	|	|	|	7.51
4.500	0.00	0.26	0.389	O	|	|	|	7.50
4.583	0.00	0.26	0.388	O	|	|	|	7.48
4.667	0.00	0.26	0.386	O	|	|	|	7.47
4.750	0.00	0.26	0.384	O	|	|	|	7.46
4.833	0.00	0.26	0.382	O	|	|	|	7.45
4.917	0.00	0.26	0.380	O	|	|	|	7.44
5.000	0.00	0.26	0.379	O	|	|	|	7.43
5.083	0.00	0.26	0.377	O	|	|	|	7.42
5.167	0.00	0.25	0.375	O	|	|	|	7.41
5.250	0.00	0.25	0.373	O	|	|	|	7.39
5.333	0.00	0.25	0.372	O	|	|	|	7.38
5.417	0.00	0.25	0.370	O	|	|	|	7.37
5.500	0.00	0.25	0.368	O	|	|	|	7.36
5.583	0.00	0.25	0.366	O	|	|	|	7.35
5.667	0.00	0.25	0.365	O	|	|	|	7.34
5.750	0.00	0.25	0.363	O	|	|	|	7.33
5.833	0.00	0.25	0.361	O	|	|	|	7.32
5.917	0.00	0.25	0.360	O	|	|	|	7.31
6.000	0.00	0.25	0.358	O	|	|	|	7.30
6.083	0.00	0.25	0.356	O	|	|	|	7.29
6.167	0.00	0.25	0.354	O	|	|	|	7.27
6.250	0.00	0.25	0.353	O	|	|	|	7.26
6.333	0.00	0.25	0.351	O	|	|	|	7.25
6.417	0.00	0.24	0.349	O	|	|	|	7.24
6.500	0.00	0.24	0.348	O	|	|	|	7.23
6.583	0.00	0.24	0.346	O	|	|	|	7.22
6.667	0.00	0.24	0.344	O	|	|	|	7.21
6.750	0.00	0.24	0.343	O	|	|	|	7.20
6.833	0.00	0.24	0.341	O	|	|	|	7.19
6.917	0.00	0.24	0.339	O	|	|	|	7.18
7.000	0.00	0.24	0.338	O	|	|	|	7.17
7.083	0.00	0.24	0.336	O	|	|	|	7.16
7.167	0.00	0.24	0.334	O	|	|	|	7.15
7.250	0.00	0.24	0.333	O	|	|	|	7.14
7.333	0.00	0.24	0.331	O	|	|	|	7.13
7.417	0.00	0.24	0.329	O	|	|	|	7.12
7.500	0.00	0.24	0.328	O	|	|	|	7.11
7.583	0.00	0.24	0.326	O	|	|	|	7.10
7.667	0.00	0.24	0.325	O	|	|	|	7.09
7.750	0.00	0.23	0.323	O	|	|	|	7.08
7.833	0.00	0.23	0.321	O	|	|	|	7.07
7.917	0.00	0.23	0.320	O	|	|	|	7.06
8.000	0.00	0.23	0.318	O	|	|	|	7.05
8.083	0.00	0.23	0.317	O	|	|	|	7.04
8.167	0.00	0.23	0.315	O	|	|	|	7.02
8.250	0.00	0.23	0.313	O	|	|	|	7.01
8.333	0.00	0.23	0.312	O	|	|	|	7.00
8.417	0.00	0.23	0.310	O	|	|	|	6.99
8.500	0.00	0.23	0.309	O	|	|	|	6.98
8.583	0.00	0.23	0.307	O	|	|	|	6.96
8.667	0.00	0.23	0.305	O	|	|	|	6.94
8.750	0.00	0.22	0.304	O	|	|	|	6.93
8.833	0.00	0.22	0.302	O	|	|	|	6.91
8.917	0.00	0.22	0.301	O	|	|	|	6.89
9.000	0.00	0.22	0.299	O	|	|	|	6.88
9.083	0.00	0.22	0.298	O	|	|	|	6.86
9.167	0.00	0.22	0.296	O	|	|	|	6.85
9.250	0.00	0.22	0.295	O	|	|	|	6.83
9.333	0.00	0.22	0.293	O	|	|	|	6.82
9.417	0.00	0.22	0.292	O	|	|	|	6.80
9.500	0.00	0.21	0.290	O	|	|	|	6.78
9.583	0.00	0.21	0.289	O	|	|	|	6.77
9.667	0.00	0.21	0.287	O	|	|	|	6.75

9.750	0.00	0.21	0.286	O	|	|	|	6.74
9.833	0.00	0.21	0.284	O	|	|	|	6.72
9.917	0.00	0.21	0.283	O	|	|	|	6.71
10.000	0.00	0.21	0.282	O	|	|	|	6.69
10.083	0.00	0.21	0.280	O	|	|	|	6.68
10.167	0.00	0.21	0.279	O	|	|	|	6.66
10.250	0.00	0.21	0.277	O	|	|	|	6.65
10.333	0.00	0.20	0.276	O	|	|	|	6.63
10.417	0.00	0.20	0.274	O	|	|	|	6.62
10.500	0.00	0.20	0.273	O	|	|	|	6.60
10.583	0.00	0.20	0.272	O	|	|	|	6.59
10.667	0.00	0.20	0.270	O	|	|	|	6.58
10.750	0.00	0.20	0.269	O	|	|	|	6.56
10.833	0.00	0.20	0.268	O	|	|	|	6.55
10.917	0.00	0.20	0.266	O	|	|	|	6.53
11.000	0.00	0.20	0.265	O	|	|	|	6.52
11.083	0.00	0.20	0.263	O	|	|	|	6.50
11.167	0.00	0.19	0.262	O	|	|	|	6.49
11.250	0.00	0.19	0.261	O	|	|	|	6.48
11.333	0.00	0.19	0.259	O	|	|	|	6.46
11.417	0.00	0.19	0.258	O	|	|	|	6.45
11.500	0.00	0.19	0.257	O	|	|	|	6.44
11.583	0.00	0.19	0.256	O	|	|	|	6.42
11.667	0.00	0.19	0.254	O	|	|	|	6.41
11.750	0.00	0.19	0.253	O	|	|	|	6.40
11.833	0.00	0.19	0.252	O	|	|	|	6.38
11.917	0.00	0.19	0.250	O	|	|	|	6.37
12.000	0.00	0.18	0.249	O	|	|	|	6.36
12.083	0.00	0.18	0.248	O	|	|	|	6.34
12.167	0.00	0.18	0.247	O	|	|	|	6.33
12.250	0.00	0.18	0.245	O	|	|	|	6.32
12.333	0.00	0.18	0.244	O	|	|	|	6.30
12.417	0.00	0.18	0.243	O	|	|	|	6.29
12.500	0.00	0.18	0.242	O	|	|	|	6.28
12.583	0.00	0.18	0.240	O	|	|	|	6.26
12.667	0.00	0.18	0.239	O	|	|	|	6.25
12.750	0.00	0.18	0.238	O	|	|	|	6.24
12.833	0.00	0.18	0.237	O	|	|	|	6.23
12.917	0.00	0.17	0.235	O	|	|	|	6.21
13.000	0.00	0.17	0.234	O	|	|	|	6.20
13.083	0.00	0.17	0.233	O	|	|	|	6.19
13.167	0.00	0.17	0.232	O	|	|	|	6.18
13.250	0.00	0.17	0.231	O	|	|	|	6.16
13.333	0.00	0.17	0.230	O	|	|	|	6.15
13.417	0.00	0.17	0.228	O	|	|	|	6.14
13.500	0.00	0.17	0.227	O	|	|	|	6.13
13.583	0.00	0.17	0.226	O	|	|	|	6.11
13.667	0.00	0.17	0.225	O	|	|	|	6.10
13.750	0.00	0.17	0.224	O	|	|	|	6.09
13.833	0.00	0.17	0.223	O	|	|	|	6.08
13.917	0.00	0.16	0.221	O	|	|	|	6.07
14.000	0.00	0.16	0.220	O	|	|	|	6.06
14.083	0.00	0.16	0.219	O	|	|	|	6.04
14.167	0.00	0.16	0.218	O	|	|	|	6.03
14.250	0.00	0.16	0.217	O	|	|	|	6.02
14.333	0.00	0.16	0.216	O	|	|	|	6.01
14.417	0.00	0.16	0.215	O	|	|	|	5.98
14.500	0.00	0.16	0.214	O	|	|	|	5.89
14.583	0.00	0.15	0.213	O	|	|	|	5.80
14.667	0.00	0.15	0.212	O	|	|	|	5.71
14.750	0.00	0.15	0.210	O	|	|	|	5.62
14.833	0.00	0.15	0.209	O	|	|	|	5.54
14.917	0.00	0.15	0.208	O	|	|	|	5.45
15.000	0.00	0.14	0.207	O	|	|	|	5.37
15.083	0.00	0.14	0.206	O	|	|	|	5.29
15.167	0.00	0.14	0.205	O	|	|	|	5.21
15.250	0.00	0.14	0.205	O	|	|	|	5.13
15.333	0.00	0.14	0.204	O	|	|	|	5.05
15.417	0.00	0.13	0.203	O	|	|	|	5.00
15.500	0.00	0.13	0.202	O	|	|	|	4.98
15.583	0.00	0.13	0.201	O	|	|	|	4.97
15.667	0.00	0.13	0.200	O	|	|	|	4.96
15.750	0.00	0.13	0.199	O	|	|	|	4.95
15.833	0.00	0.13	0.198	O	|	|	|	4.93
15.917	0.00	0.13	0.197	O	|	|	|	4.92
16.000	0.00	0.13	0.196	O	|	|	|	4.91
16.083	0.00	0.13	0.195	O	|	|	|	4.90
16.167	0.00	0.13	0.194	O	|	|	|	4.88
16.250	0.00	0.13	0.193	O	|	|	|	4.87
16.333	0.00	0.13	0.193	O	|	|	|	4.86
16.417	0.00	0.13	0.192	O	|	|	|	4.85
16.500	0.00	0.13	0.191	O	|	|	|	4.83
16.583	0.00	0.13	0.190	O	|	|	|	4.82
16.667	0.00	0.13	0.189	O	|	|	|	4.81
16.750	0.00	0.13	0.188	O	|	|	|	4.80
16.833	0.00	0.13	0.187	O	|	|	|	4.78
16.917	0.00	0.13	0.186	O	|	|	|	4.77
17.000	0.00	0.13	0.185	O	|	|	|	4.76
17.083	0.00	0.13	0.184	O	|	|	|	4.75
17.167	0.00	0.13	0.183	O	|	|	|	4.73
17.250	0.00	0.13	0.182	O	|	|	|	4.72
17.333	0.00	0.13	0.181	O	|	|	|	4.71
17.417	0.00	0.13	0.181	O	|	|	|	4.70
17.500	0.00	0.13	0.180	O	|	|	|	4.68
17.583	0.00	0.13	0.179	O	|	|	|	4.67

17.667	0.00	0.13	0.178	O	|	|	|	4.66
17.750	0.00	0.13	0.177	O	|	|	|	4.65
17.833	0.00	0.13	0.176	O	|	|	|	4.63
17.917	0.00	0.13	0.175	O	|	|	|	4.62
18.000	0.00	0.13	0.174	O	|	|	|	4.61
18.083	0.00	0.13	0.173	O	|	|	|	4.60
18.167	0.00	0.13	0.172	O	|	|	|	4.58
18.250	0.00	0.13	0.171	O	|	|	|	4.57
18.333	0.00	0.13	0.170	O	|	|	|	4.56
18.417	0.00	0.13	0.169	O	|	|	|	4.55
18.500	0.00	0.13	0.169	O	|	|	|	4.53
18.583	0.00	0.13	0.168	O	|	|	|	4.52
18.667	0.00	0.13	0.167	O	|	|	|	4.51
18.750	0.00	0.13	0.166	O	|	|	|	4.50
18.833	0.00	0.13	0.165	O	|	|	|	4.49
18.917	0.00	0.13	0.164	O	|	|	|	4.47
19.000	0.00	0.13	0.163	O	|	|	|	4.46
19.083	0.00	0.13	0.162	O	|	|	|	4.45
19.167	0.00	0.13	0.161	O	|	|	|	4.44
19.250	0.00	0.13	0.160	O	|	|	|	4.42
19.333	0.00	0.13	0.159	O	|	|	|	4.41
19.417	0.00	0.13	0.158	O	|	|	|	4.40
19.500	0.00	0.13	0.158	O	|	|	|	4.39
19.583	0.00	0.13	0.157	O	|	|	|	4.37
19.667	0.00	0.13	0.156	O	|	|	|	4.36
19.750	0.00	0.13	0.155	O	|	|	|	4.35
19.833	0.00	0.13	0.154	O	|	|	|	4.34
19.917	0.00	0.13	0.153	O	|	|	|	4.32
20.000	0.00	0.13	0.152	O	|	|	|	4.31
20.083	0.00	0.13	0.151	O	|	|	|	4.30
20.167	0.00	0.13	0.150	O	|	|	|	4.29
20.250	0.00	0.13	0.149	O	|	|	|	4.27
20.333	0.00	0.13	0.148	O	|	|	|	4.26
20.417	0.00	0.13	0.147	O	|	|	|	4.25
20.500	0.00	0.13	0.147	O	|	|	|	4.24
20.583	0.00	0.13	0.146	O	|	|	|	4.22
20.667	0.00	0.13	0.145	O	|	|	|	4.21
20.750	0.00	0.13	0.144	O	|	|	|	4.20
20.833	0.00	0.13	0.143	O	|	|	|	4.19
20.917	0.00	0.13	0.142	O	|	|	|	4.17
21.000	0.00	0.13	0.141	O	|	|	|	4.16
21.083	0.00	0.13	0.140	O	|	|	|	4.15
21.167	0.00	0.13	0.139	O	|	|	|	4.14
21.250	0.00	0.13	0.138	O	|	|	|	4.13
21.333	0.00	0.13	0.137	O	|	|	|	4.11
21.417	0.00	0.13	0.136	O	|	|	|	4.10
21.500	0.00	0.13	0.136	O	|	|	|	4.09
21.583	0.00	0.13	0.135	O	|	|	|	4.08
21.667	0.00	0.13	0.134	O	|	|	|	4.06
21.750	0.00	0.13	0.133	O	|	|	|	4.05
21.833	0.00	0.13	0.132	O	|	|	|	4.04
21.917	0.00	0.13	0.131	O	|	|	|	4.03
22.000	0.00	0.13	0.130	O	|	|	|	4.01
22.083	0.00	0.13	0.129	O	|	|	|	4.00
22.167	0.00	0.13	0.128	O	|	|	|	3.99
22.250	0.00	0.13	0.127	O	|	|	|	3.97
22.333	0.00	0.13	0.126	O	|	|	|	3.95
22.417	0.00	0.13	0.125	O	|	|	|	3.94
22.500	0.00	0.13	0.125	O	|	|	|	3.92
22.583	0.00	0.13	0.124	O	|	|	|	3.91
22.667	0.00	0.13	0.123	O	|	|	|	3.89
22.750	0.00	0.13	0.122	O	|	|	|	3.88
22.833	0.00	0.13	0.121	O	|	|	|	3.86
22.917	0.00	0.13	0.120	O	|	|	|	3.84
23.000	0.00	0.13	0.119	O	|	|	|	3.83
23.083	0.00	0.13	0.118	O	|	|	|	3.81
23.167	0.00	0.13	0.117	O	|	|	|	3.80
23.250	0.00	0.13	0.116	O	|	|	|	3.78
23.333	0.00	0.13	0.115	O	|	|	|	3.77
23.417	0.00	0.13	0.114	O	|	|	|	3.75
23.500	0.00	0.13	0.114	O	|	|	|	3.73
23.583	0.00	0.13	0.113	O	|	|	|	3.72
23.667	0.00	0.13	0.112	O	|	|	|	3.70
23.750	0.00	0.13	0.111	O	|	|	|	3.69
23.833	0.00	0.13	0.110	O	|	|	|	3.67
23.917	0.00	0.13	0.109	O	|	|	|	3.65
24.000	0.00	0.13	0.108	O	|	|	|	3.64
24.083	0.00	0.13	0.107	O	|	|	|	3.62
24.167	0.00	0.13	0.106	O	|	|	|	3.61
24.250	0.00	0.13	0.105	O	|	|	|	3.59
24.333	0.00	0.13	0.104	O	|	|	|	3.58
24.417	0.00	0.13	0.104	O	|	|	|	3.56
24.500	0.00	0.13	0.103	O	|	|	|	3.54
24.583	0.00	0.13	0.102	O	|	|	|	3.53
24.667	0.00	0.13	0.101	O	|	|	|	3.51
24.750	0.00	0.13	0.100	O	|	|	|	3.50
24.833	0.00	0.13	0.099	O	|	|	|	3.48
24.917	0.00	0.13	0.098	O	|	|	|	3.47
25.000	0.00	0.13	0.097	O	|	|	|	3.45
25.083	0.00	0.13	0.096	O	|	|	|	3.43
25.167	0.00	0.13	0.095	O	|	|	|	3.42
25.250	0.00	0.13	0.094	O	|	|	|	3.40
25.333	0.00	0.13	0.093	O	|	|	|	3.39
25.417	0.00	0.13	0.093	O	|	|	|	3.37
25.500	0.00	0.13	0.092	O	|	|	|	3.36

25.583	0.00	0.13	0.091	O	|	|	|	3.34
25.667	0.00	0.13	0.090	O	|	|	|	3.32
25.750	0.00	0.13	0.089	O	|	|	|	3.31
25.833	0.00	0.13	0.088	O	|	|	|	3.29
25.917	0.00	0.13	0.087	O	|	|	|	3.28
26.000	0.00	0.13	0.086	O	|	|	|	3.26
26.083	0.00	0.13	0.085	O	|	|	|	3.25
26.167	0.00	0.13	0.084	O	|	|	|	3.23
26.250	0.00	0.13	0.083	O	|	|	|	3.21
26.333	0.00	0.13	0.083	O	|	|	|	3.20
26.417	0.00	0.13	0.082	O	|	|	|	3.18
26.500	0.00	0.13	0.081	O	|	|	|	3.17
26.583	0.00	0.13	0.080	O	|	|	|	3.15
26.667	0.00	0.13	0.079	O	|	|	|	3.14
26.750	0.00	0.13	0.078	O	|	|	|	3.12
26.833	0.00	0.13	0.077	O	|	|	|	3.10
26.917	0.00	0.13	0.076	O	|	|	|	3.09
27.000	0.00	0.13	0.075	O	|	|	|	3.07
27.083	0.00	0.13	0.074	O	|	|	|	3.06
27.167	0.00	0.13	0.073	O	|	|	|	3.04
27.250	0.00	0.13	0.073	O	|	|	|	3.03
27.333	0.00	0.13	0.072	O	|	|	|	3.01
27.417	0.00	0.13	0.071	O	|	|	|	2.99
27.500	0.00	0.13	0.070	O	|	|	|	2.97
27.583	0.00	0.13	0.069	O	|	|	|	2.94
27.667	0.00	0.13	0.068	O	|	|	|	2.92
27.750	0.00	0.13	0.067	O	|	|	|	2.90
27.833	0.00	0.13	0.066	O	|	|	|	2.87
27.917	0.00	0.13	0.065	O	|	|	|	2.85
28.000	0.00	0.13	0.064	O	|	|	|	2.82
28.083	0.00	0.13	0.063	O	|	|	|	2.80
28.167	0.00	0.13	0.063	O	|	|	|	2.78
28.250	0.00	0.13	0.062	O	|	|	|	2.75
28.333	0.00	0.13	0.061	O	|	|	|	2.73
28.417	0.00	0.13	0.060	O	|	|	|	2.71
28.500	0.00	0.13	0.059	O	|	|	|	2.68
28.583	0.00	0.13	0.058	O	|	|	|	2.66
28.667	0.00	0.13	0.057	O	|	|	|	2.63
28.750	0.00	0.13	0.056	O	|	|	|	2.61
28.833	0.00	0.13	0.055	O	|	|	|	2.59
28.917	0.00	0.13	0.054	O	|	|	|	2.56
29.000	0.00	0.13	0.053	O	|	|	|	2.54
29.083	0.00	0.13	0.053	O	|	|	|	2.51
29.167	0.00	0.13	0.052	O	|	|	|	2.49
29.250	0.00	0.13	0.051	O	|	|	|	2.47
29.333	0.00	0.13	0.050	O	|	|	|	2.44
29.417	0.00	0.13	0.049	O	|	|	|	2.42
29.500	0.00	0.13	0.048	O	|	|	|	2.40
29.583	0.00	0.13	0.047	O	|	|	|	2.37
29.667	0.00	0.13	0.046	O	|	|	|	2.35
29.750	0.00	0.13	0.045	O	|	|	|	2.32
29.833	0.00	0.13	0.044	O	|	|	|	2.30
29.917	0.00	0.13	0.044	O	|	|	|	2.28
30.000	0.00	0.13	0.043	O	|	|	|	2.25
30.083	0.00	0.13	0.042	O	|	|	|	2.23
30.167	0.00	0.13	0.041	O	|	|	|	2.21
30.250	0.00	0.13	0.040	O	|	|	|	2.18
30.333	0.00	0.13	0.039	O	|	|	|	2.16
30.417	0.00	0.13	0.038	O	|	|	|	2.13
30.500	0.00	0.13	0.037	O	|	|	|	2.11
30.583	0.00	0.13	0.036	O	|	|	|	2.09
30.667	0.00	0.13	0.035	O	|	|	|	2.06
30.750	0.00	0.13	0.034	O	|	|	|	2.04
30.833	0.00	0.13	0.034	O	|	|	|	2.02
30.917	0.00	0.13	0.033	O	|	|	|	1.98
31.000	0.00	0.13	0.032	O	|	|	|	1.94
31.083	0.00	0.13	0.031	O	|	|	|	1.89
31.167	0.00	0.13	0.030	O	|	|	|	1.85
31.250	0.00	0.13	0.029	O	|	|	|	1.80
31.333	0.00	0.13	0.028	O	|	|	|	1.76
31.417	0.00	0.13	0.027	O	|	|	|	1.71
31.500	0.00	0.13	0.026	O	|	|	|	1.67
31.583	0.00	0.13	0.025	O	|	|	|	1.62
31.667	0.00	0.13	0.025	O	|	|	|	1.58
31.750	0.00	0.13	0.024	O	|	|	|	1.53
31.833	0.00	0.13	0.023	O	|	|	|	1.49
31.917	0.00	0.13	0.022	O	|	|	|	1.44
32.000	0.00	0.13	0.021	O	|	|	|	1.40
32.083	0.00	0.13	0.020	O	|	|	|	1.35
32.167	0.00	0.13	0.019	O	|	|	|	1.31
32.250	0.00	0.13	0.018	O	|	|	|	1.26
32.333	0.00	0.13	0.017	O	|	|	|	1.22
32.417	0.00	0.13	0.016	O	|	|	|	1.17
32.500	0.00	0.13	0.016	O	|	|	|	1.13
32.583	0.00	0.13	0.015	O	|	|	|	1.08
32.667	0.00	0.13	0.014	O	|	|	|	1.04
32.750	0.00	0.13	0.013	O	|	|	|	0.99
32.833	0.00	0.12	0.012	O	|	|	|	0.93
32.917	0.00	0.11	0.011	O	|	|	|	0.86
33.000	0.00	0.10	0.010	O	|	|	|	0.81
33.083	0.00	0.10	0.010	O	|	|	|	0.75

Remaining water in basin = 0.01 (Ac.Ft)

```
***************************HYDROGRAPH DATA***************************
                    Number of intervals =   397
                    Time interval =    5.0 (Min.)
                    Maximum/Peak flow rate =        0.276 (CFS)
                    Total volume =       0.464 (Ac.Ft)
          Status of hydrographs being held in storage
                     Stream 1  Stream 2  Stream 3  Stream 4  Stream 5
          Peak (CFS)      0.000     0.000     0.000     0.000     0.000
          Vol (Ac.Ft)      0.000     0.000     0.000     0.000     0.000
*********************************************************************

---------------------------------------------------------------------
```

```
                    FLOOD HYDROGRAPH ROUTING PROGRAM
             Copyright (c) CIVILCADD/CIVILDESIGN, 1989 - 2004
                         Study date: 03/28/20

---------------------------------------------------------------------

Routing for Basin "EE"

---------------------------------------------------------------------

Program License Serial Number 4027

---------------------------------------------------------------------
******************** HYDROGRAPH INFORMATION *********************

                    From study/file name: e3100.rte
****************************HYDROGRAPH DATA****************************
                    Number of intervals =    59
                    Time interval =    5.0 (Min.)
                    Maximum/Peak flow rate =        6.108 (CFS)
                    Total volume =       0.587 (Ac.Ft)
          Status of hydrographs being held in storage
                     Stream 1  Stream 2  Stream 3  Stream 4  Stream 5
          Peak (CFS)      0.000     0.000     0.000     0.000     0.000
          Vol (Ac.Ft)      0.000     0.000     0.000     0.000     0.000
*********************************************************************


++++++++++++++++++++++++++++++++++++++++++++++++++++++++++++++++++++++
Process from Point/Station        0.000 to Point/Station        0.000
**** RETARDING BASIN ROUTING ****
______________________________________________________________________

User entry of depth-outflow-storage data
---------------------------------------------------------------------
Total number of inflow hydrograph intervals = 59
Hydrograph time unit =  5.000 (Min.)
Initial depth in storage basin =   0.00(Ft.)
---------------------------------------------------------------------
---------------------------------------------------------------------
Initial basin depth =   0.00 (Ft.)
Initial basin storage =      0.00 (Ac.Ft)
Initial basin outflow =   0.00 (CFS)
---------------------------------------------------------------------
---------------------------------------------------------------------
Depth vs. Storage and Depth vs. Discharge data:
 Basin Depth  Storage    Outflow   (S-O*dt/2)   (S+O*dt/2)
     (Ft.)    (Ac.Ft)    (CFS)     (Ac.Ft)    (Ac.Ft)
---------------------------------------------------------------------
0.000      0.000      0.000      0.000        0.000
1.000      0.013      0.130      0.013        0.013
2.000      0.033      0.131      0.033        0.033
3.000      0.071      0.132      0.071        0.071
4.000      0.129      0.133      0.129        0.129
5.000      0.203      0.134      0.203        0.203
6.000      0.215      0.160      0.214        0.216
7.000      0.311      0.230      0.310        0.312
8.000      0.469      0.290      0.468        0.470
9.000      0.707      0.390      0.706        0.708
---------------------------------------------------------------------
                    Hydrograph Detention Basin Routing
---------------------------------------------------------------------

Graph values: 'I'= unit inflow; 'O'=outflow at time shown
---------------------------------------------------------------------
 Time   Inflow  Outflow    Storage                                    Depth
(Hours) (CFS)   (CFS)     (Ac.Ft) .0       1.5    3.05    4.58    6.11 (Ft.)
 0.083   0.01    0.00      0.000  O       |       |       |       |     0.00
 0.167   0.07    0.00      0.000  O       |       |       |       |     0.03
 0.250   0.23    0.01      0.001  OI      |       |       |       |     0.10
 0.333   0.35    0.03      0.003  OI      |       |       |       |     0.24
 0.417   0.40    0.05      0.005  O I     |       |       |       |     0.42
 0.500   0.52    0.08      0.008  O I     |       |       |       |     0.63
 0.583   0.65    0.11      0.011  O  I    |       |       |       |     0.88
 0.667   0.77    0.13      0.016  O   I   |       |       |       |     1.13
 0.750   0.83    0.13      0.020  O   I   |       |       |       |     1.36
 0.833   0.91    0.13      0.025  O   I   |       |       |       |     1.61
 0.917   0.95    0.13      0.031  O    I  |       |       |       |     1.89
 1.000   0.93    0.13      0.036  O   I   |       |       |       |     2.09
 1.083   0.96    0.13      0.042  O    I  |       |       |       |     2.23
 1.167   1.07    0.13      0.048  O    I  |       |       |       |     2.40
 1.250   1.25    0.13      0.055  O     I |       |       |       |     2.58
 1.333   1.37    0.13      0.063  O      I|       |       |       |     2.80
 1.417   1.44    0.13      0.072  O      I|       |       |       |     3.02
 1.500   1.50    0.13      0.081  O      I|       |       |       |     3.18
 1.583   1.67    0.13      0.091  O       I       |       |       |     3.35
 1.667   1.82    0.13      0.102  O       |I      |       |       |     3.54
 1.750   1.88    0.13      0.114  O       |I      |       |       |     3.74
```

1.833	2.03	0.13	0.127	O	I				3.96
1.917	2.26	0.13	0.140	O	I				4.15
2.000	2.37	0.13	0.155	O	I				4.36
2.083	2.39	0.13	0.171	O	I				4.57
2.167	2.47	0.13	0.187	O	I				4.78
2.250	2.68	0.14	0.204	O	I				5.05
2.333	3.11	0.17	0.222	O	I				6.08
2.417	3.55	0.18	0.244	O	I				6.30
2.500	3.83	0.20	0.268	O	I				6.55
2.583	4.74	0.22	0.296	O	I				6.85
2.667	5.67	0.24	0.331	O	I				7.12
2.750	6.11	0.25	0.370	O	I				7.37
2.833	5.54	0.27	0.408	O	I				7.61
2.917	4.18	0.28	0.439	O	I				7.81
3.000	3.15	0.29	0.463	O	I				7.96
3.083	2.52	0.29	0.480	O	I				8.05
3.167	1.93	0.30	0.493	O	I				8.10
3.250	1.44	0.30	0.503	O	I				8.14
3.333	1.11	0.31	0.510	O	I				8.17
3.417	0.88	0.31	0.514	O	I				8.19
3.500	0.72	0.31	0.518	O	I				8.20
3.583	0.59	0.31	0.520	O	I				8.21
3.667	0.48	0.31	0.522	OI					8.22
3.750	0.39	0.31	0.522	OI					8.22
3.833	0.32	0.31	0.523	O					8.23
3.917	0.26	0.31	0.523	O					8.23
4.000	0.21	0.31	0.522	O					8.22
4.083	0.17	0.31	0.521	IO					8.22
4.167	0.15	0.31	0.520	IO					8.22
4.250	0.13	0.31	0.519	IO					8.21
4.333	0.10	0.31	0.518	IO					8.20
4.417	0.07	0.31	0.516	IO					8.20
4.500	0.05	0.31	0.514	IO					8.19
4.583	0.03	0.31	0.513	IO					8.18
4.667	0.01	0.31	0.511	IO					8.17
4.750	0.01	0.31	0.509	IO					8.17
4.833	0.00	0.31	0.506	IO					8.16
4.917	0.00	0.30	0.504	IO					8.15
5.000	0.00	0.30	0.502	IO					8.14
5.083	0.00	0.30	0.500	IO					8.13
5.167	0.00	0.30	0.498	IO					8.12
5.250	0.00	0.30	0.496	IO					8.11
5.333	0.00	0.30	0.494	IO					8.10
5.417	0.00	0.30	0.492	IO					8.10
5.500	0.00	0.30	0.490	IO					8.09
5.583	0.00	0.30	0.488	IO					8.08
5.667	0.00	0.30	0.486	IO					8.07
5.750	0.00	0.30	0.484	IO					8.06
5.833	0.00	0.30	0.482	IO					8.05
5.917	0.00	0.29	0.480	IO					8.04
6.000	0.00	0.29	0.478	IO					8.04
6.083	0.00	0.29	0.476	IO					8.03
6.167	0.00	0.29	0.474	IO					8.02
6.250	0.00	0.29	0.472	IO					8.01
6.333	0.00	0.29	0.470	IO					8.00
6.417	0.00	0.29	0.468	IO					7.99
6.500	0.00	0.29	0.466	IO					7.98
6.583	0.00	0.29	0.464	IO					7.97
6.667	0.00	0.29	0.462	IO					7.95
6.750	0.00	0.29	0.460	IO					7.94
6.833	0.00	0.29	0.458	IO					7.93
6.917	0.00	0.28	0.456	IO					7.92
7.000	0.00	0.28	0.454	IO					7.90
7.083	0.00	0.28	0.452	IO					7.89
7.167	0.00	0.28	0.450	IO					7.88
7.250	0.00	0.28	0.448	IO					7.87
7.333	0.00	0.28	0.446	IO					7.85
7.417	0.00	0.28	0.444	IO					7.84
7.500	0.00	0.28	0.442	IO					7.83
7.583	0.00	0.28	0.440	IO					7.82
7.667	0.00	0.28	0.438	IO					7.81
7.750	0.00	0.28	0.436	IO					7.79
7.833	0.00	0.28	0.434	IO					7.78
7.917	0.00	0.28	0.432	IO					7.77
8.000	0.00	0.28	0.431	IO					7.76
8.083	0.00	0.27	0.429	IO					7.74
8.167	0.00	0.27	0.427	IO					7.73
8.250	0.00	0.27	0.425	IO					7.72
8.333	0.00	0.27	0.423	IO					7.71
8.417	0.00	0.27	0.421	IO					7.70
8.500	0.00	0.27	0.419	IO					7.69
8.583	0.00	0.27	0.417	IO					7.67
8.667	0.00	0.27	0.416	IO					7.66
8.750	0.00	0.27	0.414	IO					7.65
8.833	0.00	0.27	0.412	IO					7.64
8.917	0.00	0.27	0.410	IO					7.63
9.000	0.00	0.27	0.408	IO					7.62
9.083	0.00	0.27	0.406	IO					7.60
9.167	0.00	0.27	0.405	IO					7.59
9.250	0.00	0.26	0.403	IO					7.58
9.333	0.00	0.26	0.401	IO					7.57
9.417	0.00	0.26	0.399	IO					7.56
9.500	0.00	0.26	0.397	IO					7.55
9.583	0.00	0.26	0.395	IO					7.53
9.667	0.00	0.26	0.394	IO					7.52

9.750	0.00	0.26	0.392	IO				7.51
9.833	0.00	0.26	0.390	IO				7.50
9.917	0.00	0.26	0.388	IO				7.49
10.000	0.00	0.26	0.386	IO				7.48
10.083	0.00	0.26	0.385	IO				7.47
10.167	0.00	0.26	0.383	IO				7.46
10.250	0.00	0.26	0.381	IO				7.44
10.333	0.00	0.26	0.379	IO				7.43
10.417	0.00	0.26	0.378	IO				7.42
10.500	0.00	0.25	0.376	IO				7.41
10.583	0.00	0.25	0.374	IO				7.40
10.667	0.00	0.25	0.372	IO				7.39
10.750	0.00	0.25	0.371	IO				7.38
10.833	0.00	0.25	0.369	IO				7.37
10.917	0.00	0.25	0.367	IO				7.36
11.000	0.00	0.25	0.365	IO				7.34
11.083	0.00	0.25	0.364	IO				7.33
11.167	0.00	0.25	0.362	IO				7.32
11.250	0.00	0.25	0.360	IO				7.31
11.333	0.00	0.25	0.359	IO				7.30
11.417	0.00	0.25	0.357	IO				7.29
11.500	0.00	0.25	0.355	IO				7.28
11.583	0.00	0.25	0.353	IO				7.27
11.667	0.00	0.25	0.352	IO				7.26
11.750	0.00	0.24	0.350	IO				7.25
11.833	0.00	0.24	0.348	IO				7.24
11.917	0.00	0.24	0.347	IO				7.23
12.000	0.00	0.24	0.345	IO				7.22
12.083	0.00	0.24	0.343	IO				7.20
12.167	0.00	0.24	0.342	IO				7.19
12.250	0.00	0.24	0.340	IO				7.18
12.333	0.00	0.24	0.338	IO				7.17
12.417	0.00	0.24	0.337	IO				7.16
12.500	0.00	0.24	0.335	IO				7.15
12.583	0.00	0.24	0.333	IO				7.14
12.667	0.00	0.24	0.332	IO				7.13
12.750	0.00	0.24	0.330	IO				7.12
12.833	0.00	0.24	0.329	IO				7.11
12.917	0.00	0.24	0.327	IO				7.10
13.000	0.00	0.24	0.325	IO				7.09
13.083	0.00	0.23	0.324	IO				7.08
13.167	0.00	0.23	0.322	IO				7.07
13.250	0.00	0.23	0.320	IO				7.06
13.333	0.00	0.23	0.319	IO				7.05
13.417	0.00	0.23	0.317	IO				7.04
13.500	0.00	0.23	0.316	IO				7.03
13.583	0.00	0.23	0.314	IO				7.02
13.667	0.00	0.23	0.312	IO				7.01
13.750	0.00	0.23	0.311	IO				7.00
13.833	0.00	0.23	0.309	IO				6.98
13.917	0.00	0.23	0.308	IO				6.97
14.000	0.00	0.23	0.306	IO				6.95
14.083	0.00	0.23	0.305	IO				6.93
14.167	0.00	0.22	0.303	IO				6.92
14.250	0.00	0.22	0.301	IO				6.90
14.333	0.00	0.22	0.300	IO				6.88
14.417	0.00	0.22	0.298	IO				6.87
14.500	0.00	0.22	0.297	IO				6.85
14.583	0.00	0.22	0.295	IO				6.84
14.667	0.00	0.22	0.294	IO				6.82
14.750	0.00	0.22	0.292	IO				6.81
14.833	0.00	0.22	0.291	IO				6.79
14.917	0.00	0.21	0.289	IO				6.78
15.000	0.00	0.21	0.288	IO				6.76
15.083	0.00	0.21	0.286	IO				6.74
15.167	0.00	0.21	0.285	IO				6.73
15.250	0.00	0.21	0.284	IO				6.71
15.333	0.00	0.21	0.282	IO				6.70
15.417	0.00	0.21	0.281	IO				6.68
15.500	0.00	0.21	0.279	IO				6.67
15.583	0.00	0.21	0.278	IO				6.65
15.667	0.00	0.20	0.276	IO				6.64
15.750	0.00	0.20	0.275	IO				6.63
15.833	0.00	0.20	0.274	IO				6.61
15.917	0.00	0.20	0.272	IO				6.60
16.000	0.00	0.20	0.271	IO				6.58
16.083	0.00	0.20	0.269	IO				6.57
16.167	0.00	0.20	0.268	IO				6.55
16.250	0.00	0.20	0.267	IO				6.54
16.333	0.00	0.20	0.265	IO				6.52
16.417	0.00	0.20	0.264	IO				6.51
16.500	0.00	0.19	0.263	IO				6.50
16.583	0.00	0.19	0.261	IO				6.48
16.667	0.00	0.19	0.260	IO				6.47
16.750	0.00	0.19	0.259	IO				6.46
16.833	0.00	0.19	0.257	IO				6.44
16.917	0.00	0.19	0.256	O				6.43
17.000	0.00	0.19	0.255	O				6.41
17.083	0.00	0.19	0.253	O				6.40
17.167	0.00	0.19	0.252	O				6.39
17.250	0.00	0.19	0.251	O				6.37
17.333	0.00	0.19	0.250	O				6.36
17.417	0.00	0.18	0.248	O				6.35
17.500	0.00	0.18	0.247	O				6.33
17.583	0.00	0.18	0.246	O				6.32

17.667	0.00	0.18	0.245	O					6.31
17.750	0.00	0.18	0.243	O					6.29
17.833	0.00	0.18	0.242	O					6.28
17.917	0.00	0.18	0.241	O					6.27
18.000	0.00	0.18	0.240	O					6.26
18.083	0.00	0.18	0.238	O					6.24
18.167	0.00	0.18	0.237	O					6.23
18.250	0.00	0.18	0.236	O					6.22
18.333	0.00	0.17	0.235	O					6.21
18.417	0.00	0.17	0.234	O					6.19
18.500	0.00	0.17	0.232	O					6.18
18.583	0.00	0.17	0.231	O					6.17
18.667	0.00	0.17	0.230	O					6.16
18.750	0.00	0.17	0.229	O					6.14
18.833	0.00	0.17	0.228	O					6.13
18.917	0.00	0.17	0.226	O					6.12
19.000	0.00	0.17	0.225	O					6.11
19.083	0.00	0.17	0.224	O					6.10
19.167	0.00	0.17	0.223	O					6.08
19.250	0.00	0.17	0.222	O					6.07
19.333	0.00	0.16	0.221	O					6.06
19.417	0.00	0.16	0.220	O					6.05
19.500	0.00	0.16	0.219	O					6.04
19.583	0.00	0.16	0.217	O					6.02
19.667	0.00	0.16	0.216	O					6.01
19.750	0.00	0.16	0.215	O					6.00
19.833	0.00	0.16	0.214	O					5.92
19.917	0.00	0.16	0.213	O					5.83
20.000	0.00	0.15	0.212	O					5.74
20.083	0.00	0.15	0.211	O					5.66
20.167	0.00	0.15	0.210	O					5.57
20.250	0.00	0.15	0.209	O					5.49
20.333	0.00	0.14	0.208	O					5.40
20.417	0.00	0.14	0.207	O					5.32
20.500	0.00	0.14	0.206	O					5.24
20.583	0.00	0.14	0.205	O					5.16
20.667	0.00	0.14	0.204	O					5.08
20.750	0.00	0.13	0.203	O					5.00
20.833	0.00	0.13	0.202	O					4.99
20.917	0.00	0.13	0.201	O					4.98
21.000	0.00	0.13	0.200	O					4.96
21.083	0.00	0.13	0.199	O					4.95
21.167	0.00	0.13	0.198	O					4.94
21.250	0.00	0.13	0.198	O					4.93
21.333	0.00	0.13	0.197	O					4.91
21.417	0.00	0.13	0.196	O					4.90
21.500	0.00	0.13	0.195	O					4.89
21.583	0.00	0.13	0.194	O					4.88
21.667	0.00	0.13	0.193	O					4.86
21.750	0.00	0.13	0.192	O					4.85
21.833	0.00	0.13	0.191	O					4.84
21.917	0.00	0.13	0.190	O					4.83
22.000	0.00	0.13	0.189	O					4.81
22.083	0.00	0.13	0.188	O					4.80
22.167	0.00	0.13	0.187	O					4.79
22.250	0.00	0.13	0.186	O					4.78
22.333	0.00	0.13	0.186	O					4.76
22.417	0.00	0.13	0.185	O					4.75
22.500	0.00	0.13	0.184	O					4.74
22.583	0.00	0.13	0.183	O					4.73
22.667	0.00	0.13	0.182	O					4.71
22.750	0.00	0.13	0.181	O					4.70
22.833	0.00	0.13	0.180	O					4.69
22.917	0.00	0.13	0.179	O					4.68
23.000	0.00	0.13	0.178	O					4.66
23.083	0.00	0.13	0.177	O					4.65
23.167	0.00	0.13	0.176	O					4.64
23.250	0.00	0.13	0.175	O					4.63
23.333	0.00	0.13	0.174	O					4.61
23.417	0.00	0.13	0.174	O					4.60
23.500	0.00	0.13	0.173	O					4.59
23.583	0.00	0.13	0.172	O					4.58
23.667	0.00	0.13	0.171	O					4.56
23.750	0.00	0.13	0.170	O					4.55
23.833	0.00	0.13	0.169	O					4.54
23.917	0.00	0.13	0.168	O					4.53
24.000	0.00	0.13	0.167	O					4.52
24.083	0.00	0.13	0.166	O					4.50
24.167	0.00	0.13	0.165	O					4.49
24.250	0.00	0.13	0.164	O					4.48
24.333	0.00	0.13	0.163	O					4.47
24.417	0.00	0.13	0.163	O					4.45
24.500	0.00	0.13	0.162	O					4.44
24.583	0.00	0.13	0.161	O					4.43
24.667	0.00	0.13	0.160	O					4.42
24.750	0.00	0.13	0.159	O					4.40
24.833	0.00	0.13	0.158	O					4.39
24.917	0.00	0.13	0.157	O					4.38
25.000	0.00	0.13	0.156	O					4.37
25.083	0.00	0.13	0.155	O					4.35
25.167	0.00	0.13	0.154	O					4.34
25.250	0.00	0.13	0.153	O					4.33
25.333	0.00	0.13	0.152	O					4.32
25.417	0.00	0.13	0.151	O					4.30
25.500	0.00	0.13	0.151	O					4.29

25.583	0.00	0.13	0.150	O				4.28
25.667	0.00	0.13	0.149	O				4.27
25.750	0.00	0.13	0.148	O				4.25
25.833	0.00	0.13	0.147	O				4.24
25.917	0.00	0.13	0.146	O				4.23
26.000	0.00	0.13	0.145	O				4.22
26.083	0.00	0.13	0.144	O				4.20
26.167	0.00	0.13	0.143	O				4.19
26.250	0.00	0.13	0.142	O				4.18
26.333	0.00	0.13	0.141	O				4.17
26.417	0.00	0.13	0.140	O				4.16
26.500	0.00	0.13	0.140	O				4.14
26.583	0.00	0.13	0.139	O				4.13
26.667	0.00	0.13	0.138	O				4.12
26.750	0.00	0.13	0.137	O				4.11
26.833	0.00	0.13	0.136	O				4.09
26.917	0.00	0.13	0.135	O				4.08
27.000	0.00	0.13	0.134	O				4.07
27.083	0.00	0.13	0.133	O				4.06
27.167	0.00	0.13	0.132	O				4.04
27.250	0.00	0.13	0.131	O				4.03
27.333	0.00	0.13	0.130	O				4.02
27.417	0.00	0.13	0.129	O				4.01
27.500	0.00	0.13	0.129	O				3.99
27.583	0.00	0.13	0.128	O				3.98
27.667	0.00	0.13	0.127	O				3.96
27.750	0.00	0.13	0.126	O				3.95
27.833	0.00	0.13	0.125	O				3.93
27.917	0.00	0.13	0.124	O				3.91
28.000	0.00	0.13	0.123	O				3.90
28.083	0.00	0.13	0.122	O				3.88
28.167	0.00	0.13	0.121	O				3.87
28.250	0.00	0.13	0.120	O				3.85
28.333	0.00	0.13	0.119	O				3.83
28.417	0.00	0.13	0.119	O				3.82
28.500	0.00	0.13	0.118	O				3.80
28.583	0.00	0.13	0.117	O				3.79
28.667	0.00	0.13	0.116	O				3.77
28.750	0.00	0.13	0.115	O				3.76
28.833	0.00	0.13	0.114	O				3.74
28.917	0.00	0.13	0.113	O				3.72
29.000	0.00	0.13	0.112	O				3.71
29.083	0.00	0.13	0.111	O				3.69
29.167	0.00	0.13	0.110	O				3.68
29.250	0.00	0.13	0.109	O				3.66
29.333	0.00	0.13	0.108	O				3.65
29.417	0.00	0.13	0.108	O				3.63
29.500	0.00	0.13	0.107	O				3.61
29.583	0.00	0.13	0.106	O				3.60
29.667	0.00	0.13	0.105	O				3.58
29.750	0.00	0.13	0.104	O				3.57
29.833	0.00	0.13	0.103	O				3.55
29.917	0.00	0.13	0.102	O				3.54
30.000	0.00	0.13	0.101	O				3.52
30.083	0.00	0.13	0.100	O				3.50
30.167	0.00	0.13	0.099	O				3.49
30.250	0.00	0.13	0.098	O				3.47
30.333	0.00	0.13	0.097	O				3.46
30.417	0.00	0.13	0.097	O				3.44
30.500	0.00	0.13	0.096	O				3.43
30.583	0.00	0.13	0.095	O				3.41
30.667	0.00	0.13	0.094	O				3.39
30.750	0.00	0.13	0.093	O				3.38
30.833	0.00	0.13	0.092	O				3.36
30.917	0.00	0.13	0.091	O				3.35
31.000	0.00	0.13	0.090	O				3.33
31.083	0.00	0.13	0.089	O				3.32
31.167	0.00	0.13	0.088	O				3.30
31.250	0.00	0.13	0.087	O				3.28
31.333	0.00	0.13	0.087	O				3.27
31.417	0.00	0.13	0.086	O				3.25
31.500	0.00	0.13	0.085	O				3.24
31.583	0.00	0.13	0.084	O				3.22
31.667	0.00	0.13	0.083	O				3.21
31.750	0.00	0.13	0.082	O				3.19
31.833	0.00	0.13	0.081	O				3.17
31.917	0.00	0.13	0.080	O				3.16
32.000	0.00	0.13	0.079	O				3.14
32.083	0.00	0.13	0.078	O				3.13
32.167	0.00	0.13	0.077	O				3.11
32.250	0.00	0.13	0.077	O				3.10
32.333	0.00	0.13	0.076	O				3.08
32.417	0.00	0.13	0.075	O				3.06
32.500	0.00	0.13	0.074	O				3.05
32.583	0.00	0.13	0.073	O				3.03
32.667	0.00	0.13	0.072	O				3.02
32.750	0.00	0.13	0.071	O				3.00
32.833	0.00	0.13	0.070	O				2.98
32.917	0.00	0.13	0.069	O				2.95
33.000	0.00	0.13	0.068	O				2.93
33.083	0.00	0.13	0.067	O				2.91
33.167	0.00	0.13	0.067	O				2.88
33.250	0.00	0.13	0.066	O				2.86
33.333	0.00	0.13	0.065	O				2.83
33.417	0.00	0.13	0.064	O				2.81

33.500	0.00	0.13	0.063	O	|	|	|	|	2.79
33.583	0.00	0.13	0.062	O	|	|	|	|	2.76
33.667	0.00	0.13	0.061	O	|	|	|	|	2.74
33.750	0.00	0.13	0.060	O	|	|	|	|	2.72
33.833	0.00	0.13	0.059	O	|	|	|	|	2.69
33.917	0.00	0.13	0.058	O	|	|	|	|	2.67
34.000	0.00	0.13	0.057	O	|	|	|	|	2.64
34.083	0.00	0.13	0.057	O	|	|	|	|	2.62
34.167	0.00	0.13	0.056	O	|	|	|	|	2.60
34.250	0.00	0.13	0.055	O	|	|	|	|	2.57
34.333	0.00	0.13	0.054	O	|	|	|	|	2.55
34.417	0.00	0.13	0.053	O	|	|	|	|	2.52
34.500	0.00	0.13	0.052	O	|	|	|	|	2.50
34.583	0.00	0.13	0.051	O	|	|	|	|	2.48
34.667	0.00	0.13	0.050	O	|	|	|	|	2.45
34.750	0.00	0.13	0.049	O	|	|	|	|	2.43
34.833	0.00	0.13	0.048	O	|	|	|	|	2.41
34.917	0.00	0.13	0.048	O	|	|	|	|	2.38
35.000	0.00	0.13	0.047	O	|	|	|	|	2.36
35.083	0.00	0.13	0.046	O	|	|	|	|	2.33
35.167	0.00	0.13	0.045	O	|	|	|	|	2.31
35.250	0.00	0.13	0.044	O	|	|	|	|	2.29
35.333	0.00	0.13	0.043	O	|	|	|	|	2.26
35.417	0.00	0.13	0.042	O	|	|	|	|	2.24
35.500	0.00	0.13	0.041	O	|	|	|	|	2.22
35.583	0.00	0.13	0.040	O	|	|	|	|	2.19
35.667	0.00	0.13	0.039	O	|	|	|	|	2.17
35.750	0.00	0.13	0.038	O	|	|	|	|	2.14
35.833	0.00	0.13	0.038	O	|	|	|	|	2.12
35.917	0.00	0.13	0.037	O	|	|	|	|	2.10
36.000	0.00	0.13	0.036	O	|	|	|	|	2.07
36.083	0.00	0.13	0.035	O	|	|	|	|	2.05
36.167	0.00	0.13	0.034	O	|	|	|	|	2.02
36.250	0.00	0.13	0.033	O	|	|	|	|	2.00
36.333	0.00	0.13	0.032	O	|	|	|	|	1.96
36.417	0.00	0.13	0.031	O	|	|	|	|	1.91
36.500	0.00	0.13	0.030	O	|	|	|	|	1.87
36.583	0.00	0.13	0.029	O	|	|	|	|	1.82
36.667	0.00	0.13	0.029	O	|	|	|	|	1.78
36.750	0.00	0.13	0.028	O	|	|	|	|	1.73
36.833	0.00	0.13	0.027	O	|	|	|	|	1.69
36.917	0.00	0.13	0.026	O	|	|	|	|	1.64
37.000	0.00	0.13	0.025	O	|	|	|	|	1.60
37.083	0.00	0.13	0.024	O	|	|	|	|	1.55
37.167	0.00	0.13	0.023	O	|	|	|	|	1.51
37.250	0.00	0.13	0.022	O	|	|	|	|	1.46
37.333	0.00	0.13	0.021	O	|	|	|	|	1.42
37.417	0.00	0.13	0.020	O	|	|	|	|	1.37
37.500	0.00	0.13	0.020	O	|	|	|	|	1.33
37.583	0.00	0.13	0.019	O	|	|	|	|	1.28
37.667	0.00	0.13	0.018	O	|	|	|	|	1.24
37.750	0.00	0.13	0.017	O	|	|	|	|	1.19
37.833	0.00	0.13	0.016	O	|	|	|	|	1.15
37.917	0.00	0.13	0.015	O	|	|	|	|	1.10
38.000	0.00	0.13	0.014	O	|	|	|	|	1.06
38.083	0.00	0.13	0.013	O	|	|	|	|	1.01
38.167	0.00	0.12	0.012	O	|	|	|	|	0.95
38.250	0.00	0.12	0.012	O	|	|	|	|	0.89
38.333	0.00	0.11	0.011	O	|	|	|	|	0.83
38.417	0.00	0.10	0.010	O	|	|	|	|	0.78
38.500	0.00	0.09	0.009	O	|	|	|	|	0.72

Remaining water in basin = 0.01 (Ac.Ft)

```
****************************HYDROGRAPH DATA****************************
                    Number of intervals =   462
                    Time interval =    5.0 (Min.)
                    Maximum/Peak flow rate =        0.313 (CFS)
                    Total volume =       0.578 (Ac.Ft)
          Status of hydrographs being held in storage
                     Stream 1  Stream 2  Stream 3  Stream 4  Stream 5
          Peak (CFS)      0.000     0.000     0.000     0.000     0.000
          Vol (Ac.Ft)      0.000     0.000     0.000     0.000     0.000
***********************************************************************
```

```
                    FLOOD HYDROGRAPH ROUTING PROGRAM
             Copyright (c) CIVILCADD/CIVILDESIGN, 1989 - 2004
                         Study date: 03/28/20

---------------------------------------------------------------------

Routing for Basin "EE"

---------------------------------------------------------------------

Program License Serial Number 4027

---------------------------------------------------------------------
******************** HYDROGRAPH INFORMATION *********************

                    From study/file name: e6100.rte
****************************HYDROGRAPH DATA****************************
                    Number of intervals =    95
                    Time interval =    5.0 (Min.)
                    Maximum/Peak flow rate =        5.053 (CFS)
                    Total volume =       0.610 (Ac.Ft)
          Status of hydrographs being held in storage
                     Stream 1  Stream 2  Stream 3  Stream 4  Stream 5
          Peak (CFS)      0.000     0.000     0.000     0.000     0.000
          Vol (Ac.Ft)      0.000     0.000     0.000     0.000     0.000
*********************************************************************


++++++++++++++++++++++++++++++++++++++++++++++++++++++++++++++++++++++
Process from Point/Station        0.000 to Point/Station        0.000
**** RETARDING BASIN ROUTING ****
______________________________________________________________________

User entry of depth-outflow-storage data
---------------------------------------------------------------------
Total number of inflow hydrograph intervals = 95
Hydrograph time unit =  5.000 (Min.)
Initial depth in storage basin =   0.00(Ft.)
---------------------------------------------------------------------
---------------------------------------------------------------------
Initial basin depth =   0.00 (Ft.)
Initial basin storage =      0.00 (Ac.Ft)
Initial basin outflow =   0.00 (CFS)
---------------------------------------------------------------------
---------------------------------------------------------------------
Depth vs. Storage and Depth vs. Discharge data:
 Basin Depth  Storage    Outflow   (S-O*dt/2)   (S+O*dt/2)
     (Ft.)    (Ac.Ft)    (CFS)     (Ac.Ft)    (Ac.Ft)
---------------------------------------------------------------------
0.000      0.000      0.000      0.000        0.000
1.000      0.013      0.130      0.013        0.013
2.000      0.033      0.131      0.033        0.033
3.000      0.071      0.132      0.071        0.071
4.000      0.129      0.133      0.129        0.129
5.000      0.203      0.134      0.203        0.203
6.000      0.215      0.160      0.214        0.216
7.000      0.311      0.230      0.310        0.312
8.000      0.469      0.290      0.468        0.470
9.000      0.707      0.390      0.706        0.708
---------------------------------------------------------------------
                    Hydrograph Detention Basin Routing
---------------------------------------------------------------------

Graph values: 'I'= unit inflow; 'O'=outflow at time shown
---------------------------------------------------------------------
 Time   Inflow  Outflow    Storage                                    Depth
(Hours) (CFS)   (CFS)     (Ac.Ft) .0       1.3    2.53    3.79    5.05 (Ft.)
 0.083   0.01    0.00      0.000  O       |       |       |       |     0.00
 0.167   0.03    0.00      0.000  O       |       |       |       |     0.01
 0.250   0.08    0.00      0.000  O       |       |       |       |     0.04
 0.333   0.07    0.01      0.001  O       |       |       |       |     0.07
 0.417   0.04    0.01      0.001  O       |       |       |       |     0.10
 0.500   0.04    0.01      0.001  O       |       |       |       |     0.11
 0.583   0.05    0.02      0.002  O       |       |       |       |     0.13
 0.667   0.08    0.02      0.002  O       |       |       |       |     0.15
 0.750   0.11    0.02      0.002  O       |       |       |       |     0.19
 0.833   0.13    0.03      0.003  O       |       |       |       |     0.24
 0.917   0.14    0.04      0.004  O       |       |       |       |     0.29
 1.000   0.15    0.04      0.004  O       |       |       |       |     0.34
 1.083   0.17    0.05      0.005  OI      |       |       |       |     0.40
 1.167   0.21    0.06      0.006  OI      |       |       |       |     0.47
 1.250   0.24    0.07      0.007  OI      |       |       |       |     0.55
 1.333   0.26    0.08      0.008  OI      |       |       |       |     0.65
 1.417   0.27    0.10      0.010  OI      |       |       |       |     0.74
 1.500   0.28    0.11      0.011  OI      |       |       |       |     0.83
 1.583   0.29    0.12      0.012  OI      |       |       |       |     0.92
 1.667   0.30    0.13      0.013  OI      |       |       |       |     1.01
 1.750   0.30    0.13      0.014  OI      |       |       |       |     1.07
```

1.833	0.30	0.13	0.016	OI				1.13
1.917	0.31	0.13	0.017	OI				1.19
2.000	0.31	0.13	0.018	OI				1.25
2.083	0.33	0.13	0.019	O I				1.31
2.167	0.35	0.13	0.021	O I				1.38
2.250	0.36	0.13	0.022	O I				1.46
2.333	0.39	0.13	0.024	O I				1.55
2.417	0.41	0.13	0.026	O I				1.64
2.500	0.43	0.13	0.028	O I				1.74
2.583	0.44	0.13	0.030	O I				1.84
2.667	0.44	0.13	0.032	O I				1.95
2.750	0.45	0.13	0.034	O I				2.03
2.833	0.47	0.13	0.036	O I				2.09
2.917	0.51	0.13	0.039	O I				2.16
3.000	0.54	0.13	0.042	O I				2.23
3.083	0.56	0.13	0.045	O I				2.30
3.167	0.58	0.13	0.048	O I				2.38
3.250	0.60	0.13	0.051	O I				2.47
3.333	0.65	0.13	0.054	O I				2.56
3.417	0.68	0.13	0.058	O I				2.65
3.500	0.72	0.13	0.062	O I				2.76
3.583	0.79	0.13	0.066	O I				2.87
3.667	0.88	0.13	0.071	O I				3.00
3.750	0.98	0.13	0.076	O I				3.09
3.833	1.06	0.13	0.082	O I				3.20
3.917	1.14	0.13	0.089	O I				3.31
4.000	1.21	0.13	0.096	O I				3.44
4.083	1.29	0.13	0.104	O I				3.57
4.167	1.36	0.13	0.112	O I				3.71
4.250	1.46	0.13	0.121	O I				3.86
4.333	1.57	0.13	0.130	O I				4.02
4.417	1.69	0.13	0.141	O I				4.16
4.500	1.82	0.13	0.152	O I				4.31
4.583	1.94	0.13	0.164	O I				4.47
4.667	2.03	0.13	0.177	O I				4.64
4.750	2.14	0.13	0.190	O I				4.83
4.833	2.26	0.14	0.204	O I				5.12
4.917	2.38	0.16	0.219	O I				6.05
5.000	2.48	0.17	0.235	O I				6.21
5.083	2.60	0.19	0.251	O I				6.38
5.167	2.80	0.20	0.268	O I				6.56
5.250	3.14	0.21	0.287	O I				6.76
5.333	3.59	0.23	0.309	O I				6.98
5.417	4.03	0.24	0.334	O I				7.14
5.500	4.49	0.25	0.361	O I				7.32
5.583	4.95	0.26	0.392	O I				7.51
5.667	5.05	0.27	0.425	O I				7.72
5.750	3.97	0.28	0.454	O I				7.90
5.833	2.73	0.29	0.475	O I				8.03
5.917	1.95	0.30	0.489	O I				8.08
6.000	1.52	0.30	0.499	O I				8.13
6.083	1.22	0.31	0.506	O I				8.16
6.167	0.98	0.31	0.512	O I				8.18
6.250	0.78	0.31	0.516	O I				8.20
6.333	0.62	0.31	0.518	O I				8.21
6.417	0.51	0.31	0.520	O I				8.22
6.500	0.41	0.31	0.521	OI				8.22
6.583	0.34	0.31	0.522	OI				8.22
6.667	0.27	0.31	0.522	O				8.22
6.750	0.22	0.31	0.521	O				8.22
6.833	0.18	0.31	0.520	O				8.22
6.917	0.15	0.31	0.519	IO				8.21
7.000	0.12	0.31	0.518	IO				8.21
7.083	0.11	0.31	0.517	IO				8.20
7.167	0.09	0.31	0.515	IO				8.19
7.250	0.06	0.31	0.514	IO				8.19
7.333	0.04	0.31	0.512	IO				8.18
7.417	0.03	0.31	0.510	IO				8.17
7.500	0.01	0.31	0.508	IO				8.16
7.583	0.00	0.31	0.506	IO				8.16
7.667	0.00	0.30	0.504	IO				8.15
7.750	0.00	0.30	0.502	IO				8.14
7.833	0.00	0.30	0.500	IO				8.13
7.917	0.00	0.30	0.498	IO				8.12
8.000	0.00	0.30	0.496	IO				8.11
8.083	0.00	0.30	0.494	IO				8.10
8.167	0.00	0.30	0.492	IO				8.09
8.250	0.00	0.30	0.489	IO				8.09
8.333	0.00	0.30	0.487	IO				8.08
8.417	0.00	0.30	0.485	IO				8.07
8.500	0.00	0.30	0.483	IO				8.06
8.583	0.00	0.30	0.481	IO				8.05
8.667	0.00	0.29	0.479	IO				8.04
8.750	0.00	0.29	0.477	IO				8.03
8.833	0.00	0.29	0.475	IO				8.03
8.917	0.00	0.29	0.473	IO				8.02
9.000	0.00	0.29	0.471	IO				8.01
9.083	0.00	0.29	0.469	IO				8.00
9.167	0.00	0.29	0.467	IO				7.99
9.250	0.00	0.29	0.465	IO				7.98
9.333	0.00	0.29	0.463	IO				7.96
9.417	0.00	0.29	0.461	IO				7.95
9.500	0.00	0.29	0.459	IO				7.94
9.583	0.00	0.29	0.457	IO				7.93
9.667	0.00	0.28	0.455	IO				7.91

9.750	0.00	0.28	0.453	IO				7.90
9.833	0.00	0.28	0.451	IO				7.89
9.917	0.00	0.28	0.449	IO				7.88
10.000	0.00	0.28	0.448	IO				7.86
10.083	0.00	0.28	0.446	IO				7.85
10.167	0.00	0.28	0.444	IO				7.84
10.250	0.00	0.28	0.442	IO				7.83
10.333	0.00	0.28	0.440	IO				7.82
10.417	0.00	0.28	0.438	IO				7.80
10.500	0.00	0.28	0.436	IO				7.79
10.583	0.00	0.28	0.434	IO				7.78
10.667	0.00	0.28	0.432	IO				7.77
10.750	0.00	0.28	0.430	IO				7.75
10.833	0.00	0.27	0.428	IO				7.74
10.917	0.00	0.27	0.427	IO				7.73
11.000	0.00	0.27	0.425	IO				7.72
11.083	0.00	0.27	0.423	IO				7.71
11.167	0.00	0.27	0.421	IO				7.70
11.250	0.00	0.27	0.419	IO				7.68
11.333	0.00	0.27	0.417	IO				7.67
11.417	0.00	0.27	0.415	IO				7.66
11.500	0.00	0.27	0.413	IO				7.65
11.583	0.00	0.27	0.412	IO				7.64
11.667	0.00	0.27	0.410	IO				7.62
11.750	0.00	0.27	0.408	IO				7.61
11.833	0.00	0.27	0.406	IO				7.60
11.917	0.00	0.27	0.404	IO				7.59
12.000	0.00	0.26	0.402	IO				7.58
12.083	0.00	0.26	0.401	IO				7.57
12.167	0.00	0.26	0.399	IO				7.56
12.250	0.00	0.26	0.397	IO				7.54
12.333	0.00	0.26	0.395	IO				7.53
12.417	0.00	0.26	0.393	IO				7.52
12.500	0.00	0.26	0.392	IO				7.51
12.583	0.00	0.26	0.390	IO				7.50
12.667	0.00	0.26	0.388	IO				7.49
12.750	0.00	0.26	0.386	IO				7.48
12.833	0.00	0.26	0.384	IO				7.46
12.917	0.00	0.26	0.383	IO				7.45
13.000	0.00	0.26	0.381	IO				7.44
13.083	0.00	0.26	0.379	IO				7.43
13.167	0.00	0.26	0.377	IO				7.42
13.250	0.00	0.25	0.376	IO				7.41
13.333	0.00	0.25	0.374	IO				7.40
13.417	0.00	0.25	0.372	IO				7.39
13.500	0.00	0.25	0.370	IO				7.38
13.583	0.00	0.25	0.369	IO				7.36
13.667	0.00	0.25	0.367	IO				7.35
13.750	0.00	0.25	0.365	IO				7.34
13.833	0.00	0.25	0.363	IO				7.33
13.917	0.00	0.25	0.362	IO				7.32
14.000	0.00	0.25	0.360	IO				7.31
14.083	0.00	0.25	0.358	IO				7.30
14.167	0.00	0.25	0.357	IO				7.29
14.250	0.00	0.25	0.355	IO				7.28
14.333	0.00	0.25	0.353	IO				7.27
14.417	0.00	0.25	0.351	IO				7.26
14.500	0.00	0.24	0.350	IO				7.25
14.583	0.00	0.24	0.348	IO				7.23
14.667	0.00	0.24	0.346	IO				7.22
14.750	0.00	0.24	0.345	IO				7.21
14.833	0.00	0.24	0.343	IO				7.20
14.917	0.00	0.24	0.341	IO				7.19
15.000	0.00	0.24	0.340	IO				7.18
15.083	0.00	0.24	0.338	IO				7.17
15.167	0.00	0.24	0.336	IO				7.16
15.250	0.00	0.24	0.335	IO				7.15
15.333	0.00	0.24	0.333	IO				7.14
15.417	0.00	0.24	0.332	IO				7.13
15.500	0.00	0.24	0.330	IO				7.12
15.583	0.00	0.24	0.328	IO				7.11
15.667	0.00	0.24	0.327	IO				7.10
15.750	0.00	0.24	0.325	IO				7.09
15.833	0.00	0.23	0.323	IO				7.08
15.917	0.00	0.23	0.322	IO				7.07
16.000	0.00	0.23	0.320	IO				7.06
16.083	0.00	0.23	0.319	IO				7.05
16.167	0.00	0.23	0.317	IO				7.04
16.250	0.00	0.23	0.315	IO				7.03
16.333	0.00	0.23	0.314	IO				7.02
16.417	0.00	0.23	0.312	IO				7.01
16.500	0.00	0.23	0.311	IO				7.00
16.583	0.00	0.23	0.309	IO				6.98
16.667	0.00	0.23	0.307	IO				6.96
16.750	0.00	0.23	0.306	IO				6.95
16.833	0.00	0.23	0.304	IO				6.93
16.917	0.00	0.22	0.303	IO				6.91
17.000	0.00	0.22	0.301	IO				6.90
17.083	0.00	0.22	0.300	IO				6.88
17.167	0.00	0.22	0.298	IO				6.87
17.250	0.00	0.22	0.297	IO				6.85
17.333	0.00	0.22	0.295	IO				6.83
17.417	0.00	0.22	0.294	IO				6.82
17.500	0.00	0.22	0.292	IO				6.80
17.583	0.00	0.22	0.291	IO				6.79

17.667	0.00	0.21	0.289	IO					6.77
17.750	0.00	0.21	0.288	IO					6.76
17.833	0.00	0.21	0.286	IO					6.74
17.917	0.00	0.21	0.285	IO					6.73
18.000	0.00	0.21	0.283	IO					6.71
18.083	0.00	0.21	0.282	IO					6.70
18.167	0.00	0.21	0.280	IO					6.68
18.250	0.00	0.21	0.279	IO					6.67
18.333	0.00	0.21	0.278	IO					6.65
18.417	0.00	0.20	0.276	IO					6.64
18.500	0.00	0.20	0.275	IO					6.62
18.583	0.00	0.20	0.273	IO					6.61
18.667	0.00	0.20	0.272	IO					6.59
18.750	0.00	0.20	0.271	IO					6.58
18.833	0.00	0.20	0.269	IO					6.57
18.917	0.00	0.20	0.268	IO					6.55
19.000	0.00	0.20	0.267	IO					6.54
19.083	0.00	0.20	0.265	IO					6.52
19.167	0.00	0.20	0.264	IO					6.51
19.250	0.00	0.19	0.262	IO					6.49
19.333	0.00	0.19	0.261	IO					6.48
19.417	0.00	0.19	0.260	IO					6.47
19.500	0.00	0.19	0.258	IO					6.45
19.583	0.00	0.19	0.257	IO					6.44
19.667	0.00	0.19	0.256	IO					6.43
19.750	0.00	0.19	0.255	IO					6.41
19.833	0.00	0.19	0.253	IO					6.40
19.917	0.00	0.19	0.252	IO					6.39
20.000	0.00	0.19	0.251	IO					6.37
20.083	0.00	0.19	0.249	IO					6.36
20.167	0.00	0.18	0.248	IO					6.35
20.250	0.00	0.18	0.247	IO					6.33
20.333	0.00	0.18	0.246	IO					6.32
20.417	0.00	0.18	0.244	IO					6.31
20.500	0.00	0.18	0.243	IO					6.29
20.583	0.00	0.18	0.242	IO					6.28
20.667	0.00	0.18	0.241	IO					6.27
20.750	0.00	0.18	0.239	IO					6.25
20.833	0.00	0.18	0.238	IO					6.24
20.917	0.00	0.18	0.237	IO					6.23
21.000	0.00	0.18	0.236	IO					6.22
21.083	0.00	0.17	0.235	IO					6.20
21.167	0.00	0.17	0.233	IO					6.19
21.250	0.00	0.17	0.232	IO					6.18
21.333	0.00	0.17	0.231	IO					6.17
21.417	0.00	0.17	0.230	IO					6.15
21.500	0.00	0.17	0.229	IO					6.14
21.583	0.00	0.17	0.227	IO					6.13
21.667	0.00	0.17	0.226	IO					6.12
21.750	0.00	0.17	0.225	IO					6.11
21.833	0.00	0.17	0.224	IO					6.09
21.917	0.00	0.17	0.223	IO					6.08
22.000	0.00	0.16	0.222	IO					6.07
22.083	0.00	0.16	0.221	IO					6.06
22.167	0.00	0.16	0.219	IO					6.05
22.250	0.00	0.16	0.218	IO					6.03
22.333	0.00	0.16	0.217	IO					6.02
22.417	0.00	0.16	0.216	IO					6.01
22.500	0.00	0.16	0.215	IO					6.00
22.583	0.00	0.16	0.214	O					5.91
22.667	0.00	0.16	0.213	O					5.82
22.750	0.00	0.15	0.212	O					5.73
22.833	0.00	0.15	0.211	O					5.64
22.917	0.00	0.15	0.210	O					5.56
23.000	0.00	0.15	0.209	O					5.47
23.083	0.00	0.14	0.208	O					5.39
23.167	0.00	0.14	0.207	O					5.31
23.250	0.00	0.14	0.206	O					5.23
23.333	0.00	0.14	0.205	O					5.15
23.417	0.00	0.14	0.204	O					5.07
23.500	0.00	0.13	0.203	O					5.00
23.583	0.00	0.13	0.202	O					4.99
23.667	0.00	0.13	0.201	O					4.97
23.750	0.00	0.13	0.200	O					4.96
23.833	0.00	0.13	0.199	O					4.95
23.917	0.00	0.13	0.198	O					4.94
24.000	0.00	0.13	0.197	O					4.92
24.083	0.00	0.13	0.196	O					4.91
24.167	0.00	0.13	0.196	O					4.90
24.250	0.00	0.13	0.195	O					4.89
24.333	0.00	0.13	0.194	O					4.87
24.417	0.00	0.13	0.193	O					4.86
24.500	0.00	0.13	0.192	O					4.85
24.583	0.00	0.13	0.191	O					4.84
24.667	0.00	0.13	0.190	O					4.82
24.750	0.00	0.13	0.189	O					4.81
24.833	0.00	0.13	0.188	O					4.80
24.917	0.00	0.13	0.187	O					4.79
25.000	0.00	0.13	0.186	O					4.77
25.083	0.00	0.13	0.185	O					4.76
25.167	0.00	0.13	0.184	O					4.75
25.250	0.00	0.13	0.184	O					4.74
25.333	0.00	0.13	0.183	O					4.72
25.417	0.00	0.13	0.182	O					4.71
25.500	0.00	0.13	0.181	O					4.70

25.583	0.00	0.13	0.180	O	|	|	|	4.69
25.667	0.00	0.13	0.179	O	|	|	|	4.67
25.750	0.00	0.13	0.178	O	|	|	|	4.66
25.833	0.00	0.13	0.177	O	|	|	|	4.65
25.917	0.00	0.13	0.176	O	|	|	|	4.64
26.000	0.00	0.13	0.175	O	|	|	|	4.62
26.083	0.00	0.13	0.174	O	|	|	|	4.61
26.167	0.00	0.13	0.173	O	|	|	|	4.60
26.250	0.00	0.13	0.172	O	|	|	|	4.59
26.333	0.00	0.13	0.172	O	|	|	|	4.58
26.417	0.00	0.13	0.171	O	|	|	|	4.56
26.500	0.00	0.13	0.170	O	|	|	|	4.55
26.583	0.00	0.13	0.169	O	|	|	|	4.54
26.667	0.00	0.13	0.168	O	|	|	|	4.53
26.750	0.00	0.13	0.167	O	|	|	|	4.51
26.833	0.00	0.13	0.166	O	|	|	|	4.50
26.917	0.00	0.13	0.165	O	|	|	|	4.49
27.000	0.00	0.13	0.164	O	|	|	|	4.48
27.083	0.00	0.13	0.163	O	|	|	|	4.46
27.167	0.00	0.13	0.162	O	|	|	|	4.45
27.250	0.00	0.13	0.161	O	|	|	|	4.44
27.333	0.00	0.13	0.161	O	|	|	|	4.43
27.417	0.00	0.13	0.160	O	|	|	|	4.41
27.500	0.00	0.13	0.159	O	|	|	|	4.40
27.583	0.00	0.13	0.158	O	|	|	|	4.39
27.667	0.00	0.13	0.157	O	|	|	|	4.38
27.750	0.00	0.13	0.156	O	|	|	|	4.36
27.833	0.00	0.13	0.155	O	|	|	|	4.35
27.917	0.00	0.13	0.154	O	|	|	|	4.34
28.000	0.00	0.13	0.153	O	|	|	|	4.33
28.083	0.00	0.13	0.152	O	|	|	|	4.31
28.167	0.00	0.13	0.151	O	|	|	|	4.30
28.250	0.00	0.13	0.150	O	|	|	|	4.29
28.333	0.00	0.13	0.150	O	|	|	|	4.28
28.417	0.00	0.13	0.149	O	|	|	|	4.26
28.500	0.00	0.13	0.148	O	|	|	|	4.25
28.583	0.00	0.13	0.147	O	|	|	|	4.24
28.667	0.00	0.13	0.146	O	|	|	|	4.23
28.750	0.00	0.13	0.145	O	|	|	|	4.22
28.833	0.00	0.13	0.144	O	|	|	|	4.20
28.917	0.00	0.13	0.143	O	|	|	|	4.19
29.000	0.00	0.13	0.142	O	|	|	|	4.18
29.083	0.00	0.13	0.141	O	|	|	|	4.17
29.167	0.00	0.13	0.140	O	|	|	|	4.15
29.250	0.00	0.13	0.139	O	|	|	|	4.14
29.333	0.00	0.13	0.139	O	|	|	|	4.13
29.417	0.00	0.13	0.138	O	|	|	|	4.12
29.500	0.00	0.13	0.137	O	|	|	|	4.10
29.583	0.00	0.13	0.136	O	|	|	|	4.09
29.667	0.00	0.13	0.135	O	|	|	|	4.08
29.750	0.00	0.13	0.134	O	|	|	|	4.07
29.833	0.00	0.13	0.133	O	|	|	|	4.05
29.917	0.00	0.13	0.132	O	|	|	|	4.04
30.000	0.00	0.13	0.131	O	|	|	|	4.03
30.083	0.00	0.13	0.130	O	|	|	|	4.02
30.167	0.00	0.13	0.129	O	|	|	|	4.00
30.250	0.00	0.13	0.128	O	|	|	|	3.99
30.333	0.00	0.13	0.128	O	|	|	|	3.97
30.417	0.00	0.13	0.127	O	|	|	|	3.96
30.500	0.00	0.13	0.126	O	|	|	|	3.94
30.583	0.00	0.13	0.125	O	|	|	|	3.93
30.667	0.00	0.13	0.124	O	|	|	|	3.91
30.750	0.00	0.13	0.123	O	|	|	|	3.90
30.833	0.00	0.13	0.122	O	|	|	|	3.88
30.917	0.00	0.13	0.121	O	|	|	|	3.86
31.000	0.00	0.13	0.120	O	|	|	|	3.85
31.083	0.00	0.13	0.119	O	|	|	|	3.83
31.167	0.00	0.13	0.118	O	|	|	|	3.82
31.250	0.00	0.13	0.117	O	|	|	|	3.80
31.333	0.00	0.13	0.117	O	|	|	|	3.78
31.417	0.00	0.13	0.116	O	|	|	|	3.77
31.500	0.00	0.13	0.115	O	|	|	|	3.75
31.583	0.00	0.13	0.114	O	|	|	|	3.74
31.667	0.00	0.13	0.113	O	|	|	|	3.72
31.750	0.00	0.13	0.112	O	|	|	|	3.71
31.833	0.00	0.13	0.111	O	|	|	|	3.69
31.917	0.00	0.13	0.110	O	|	|	|	3.67
32.000	0.00	0.13	0.109	O	|	|	|	3.66
32.083	0.00	0.13	0.108	O	|	|	|	3.64
32.167	0.00	0.13	0.107	O	|	|	|	3.63
32.250	0.00	0.13	0.106	O	|	|	|	3.61
32.333	0.00	0.13	0.106	O	|	|	|	3.60
32.417	0.00	0.13	0.105	O	|	|	|	3.58
32.500	0.00	0.13	0.104	O	|	|	|	3.56
32.583	0.00	0.13	0.103	O	|	|	|	3.55
32.667	0.00	0.13	0.102	O	|	|	|	3.53
32.750	0.00	0.13	0.101	O	|	|	|	3.52
32.833	0.00	0.13	0.100	O	|	|	|	3.50
32.917	0.00	0.13	0.099	O	|	|	|	3.49
33.000	0.00	0.13	0.098	O	|	|	|	3.47
33.083	0.00	0.13	0.097	O	|	|	|	3.45
33.167	0.00	0.13	0.096	O	|	|	|	3.44
33.250	0.00	0.13	0.096	O	|	|	|	3.42
33.333	0.00	0.13	0.095	O	|	|	|	3.41
33.417	0.00	0.13	0.094	O	|	|	|	3.39

33.500	0.00	0.13	0.093	O					3.38
33.583	0.00	0.13	0.092	O					3.36
33.667	0.00	0.13	0.091	O					3.34
33.750	0.00	0.13	0.090	O					3.33
33.833	0.00	0.13	0.089	O					3.31
33.917	0.00	0.13	0.088	O					3.30
34.000	0.00	0.13	0.087	O					3.28
34.083	0.00	0.13	0.086	O					3.27
34.167	0.00	0.13	0.085	O					3.25
34.250	0.00	0.13	0.085	O					3.23
34.333	0.00	0.13	0.084	O					3.22
34.417	0.00	0.13	0.083	O					3.20
34.500	0.00	0.13	0.082	O					3.19
34.583	0.00	0.13	0.081	O					3.17
34.667	0.00	0.13	0.080	O					3.16
34.750	0.00	0.13	0.079	O					3.14
34.833	0.00	0.13	0.078	O					3.12
34.917	0.00	0.13	0.077	O					3.11
35.000	0.00	0.13	0.076	O					3.09
35.083	0.00	0.13	0.075	O					3.08
35.167	0.00	0.13	0.075	O					3.06
35.250	0.00	0.13	0.074	O					3.05
35.333	0.00	0.13	0.073	O					3.03
35.417	0.00	0.13	0.072	O					3.01
35.500	0.00	0.13	0.071	O					3.00
35.583	0.00	0.13	0.070	O					2.97
35.667	0.00	0.13	0.069	O					2.95
35.750	0.00	0.13	0.068	O					2.93
35.833	0.00	0.13	0.067	O					2.90
35.917	0.00	0.13	0.066	O					2.88
36.000	0.00	0.13	0.065	O					2.85
36.083	0.00	0.13	0.065	O					2.83
36.167	0.00	0.13	0.064	O					2.81
36.250	0.00	0.13	0.063	O					2.78
36.333	0.00	0.13	0.062	O					2.76
36.417	0.00	0.13	0.061	O					2.74
36.500	0.00	0.13	0.060	O					2.71
36.583	0.00	0.13	0.059	O					2.69
36.667	0.00	0.13	0.058	O					2.66
36.750	0.00	0.13	0.057	O					2.64
36.833	0.00	0.13	0.056	O					2.62
36.917	0.00	0.13	0.056	O					2.59
37.000	0.00	0.13	0.055	O					2.57
37.083	0.00	0.13	0.054	O					2.54
37.167	0.00	0.13	0.053	O					2.52
37.250	0.00	0.13	0.052	O					2.50
37.333	0.00	0.13	0.051	O					2.47
37.417	0.00	0.13	0.050	O					2.45
37.500	0.00	0.13	0.049	O					2.43
37.583	0.00	0.13	0.048	O					2.40
37.667	0.00	0.13	0.047	O					2.38
37.750	0.00	0.13	0.046	O					2.35
37.833	0.00	0.13	0.046	O					2.33
37.917	0.00	0.13	0.045	O					2.31
38.000	0.00	0.13	0.044	O					2.28
38.083	0.00	0.13	0.043	O					2.26
38.167	0.00	0.13	0.042	O					2.24
38.250	0.00	0.13	0.041	O					2.21
38.333	0.00	0.13	0.040	O					2.19
38.417	0.00	0.13	0.039	O					2.16
38.500	0.00	0.13	0.038	O					2.14
38.583	0.00	0.13	0.037	O					2.12
38.667	0.00	0.13	0.037	O					2.09
38.750	0.00	0.13	0.036	O					2.07
38.833	0.00	0.13	0.035	O					2.04
38.917	0.00	0.13	0.034	O					2.02
39.000	0.00	0.13	0.033	O					2.00
39.083	0.00	0.13	0.032	O					1.95
39.167	0.00	0.13	0.031	O					1.90
39.250	0.00	0.13	0.030	O					1.86
39.333	0.00	0.13	0.029	O					1.81
39.417	0.00	0.13	0.028	O					1.77
39.500	0.00	0.13	0.027	O					1.72
39.583	0.00	0.13	0.027	O					1.68
39.667	0.00	0.13	0.026	O					1.63
39.750	0.00	0.13	0.025	O					1.59
39.833	0.00	0.13	0.024	O					1.54
39.917	0.00	0.13	0.023	O					1.50
40.000	0.00	0.13	0.022	O					1.45
40.083	0.00	0.13	0.021	O					1.41
40.167	0.00	0.13	0.020	O					1.37
40.250	0.00	0.13	0.019	O					1.32
40.333	0.00	0.13	0.019	O					1.28
40.417	0.00	0.13	0.018	O					1.23
40.500	0.00	0.13	0.017	O					1.19
40.583	0.00	0.13	0.016	O					1.14
40.667	0.00	0.13	0.015	O					1.10
40.750	0.00	0.13	0.014	O					1.05
40.833	0.00	0.13	0.013	O					1.01
40.917	0.00	0.12	0.012	O					0.94
41.000	0.00	0.11	0.011	O					0.88
41.083	0.00	0.11	0.011	O					0.82
41.167	0.00	0.10	0.010	O					0.77

```
Remaining water in basin =    0.01 (Ac.Ft)

***************************HYDROGRAPH DATA***************************
                    Number of intervals =   494
                    Time interval =    5.0 (Min.)
                    Maximum/Peak flow rate =        0.312 (CFS)
                    Total volume =       0.600 (Ac.Ft)
          Status of hydrographs being held in storage
                     Stream 1  Stream 2  Stream 3  Stream 4  Stream 5
          Peak (CFS)      0.000     0.000     0.000     0.000     0.000
          Vol (Ac.Ft)      0.000     0.000     0.000     0.000     0.000
*********************************************************************

---------------------------------------------------------------------
```

```
                    FLOOD HYDROGRAPH ROUTING PROGRAM
             Copyright (c) CIVILCADD/CIVILDESIGN, 1989 - 2004
                         Study date: 03/28/20

---------------------------------------------------------------------

Routing for Basin "EE"

---------------------------------------------------------------------

Program License Serial Number 4027

---------------------------------------------------------------------
******************** HYDROGRAPH INFORMATION *********************

                     From study/file name: e24100.rte
****************************HYDROGRAPH DATA****************************
                     Number of intervals =   311
                     Time interval =    5.0 (Min.)
                     Maximum/Peak flow rate =        1.849 (CFS)
                     Total volume =       0.810 (Ac.Ft)
          Status of hydrographs being held in storage
                      Stream 1  Stream 2  Stream 3  Stream 4  Stream 5
          Peak (CFS)      0.000     0.000     0.000     0.000     0.000
          Vol (Ac.Ft)      0.000     0.000     0.000     0.000     0.000
*********************************************************************

++++++++++++++++++++++++++++++++++++++++++++++++++++++++++++++++++++++
Process from Point/Station        0.000 to Point/Station        0.000
**** RETARDING BASIN ROUTING ****
______________________________________________________________________

User entry of depth-outflow-storage data
---------------------------------------------------------------------
Total number of inflow hydrograph intervals = 311
Hydrograph time unit =  5.000 (Min.)
Initial depth in storage basin =   0.00(Ft.)
---------------------------------------------------------------------
---------------------------------------------------------------------
Initial basin depth =   0.00 (Ft.)
Initial basin storage =      0.00 (Ac.Ft)
Initial basin outflow =   0.00 (CFS)
---------------------------------------------------------------------
---------------------------------------------------------------------
Depth vs. Storage and Depth vs. Discharge data:
 Basin Depth  Storage    Outflow   (S-O*dt/2)   (S+O*dt/2)
     (Ft.)    (Ac.Ft)    (CFS)     (Ac.Ft)    (Ac.Ft)
---------------------------------------------------------------------
0.000      0.000      0.000      0.000        0.000
1.000      0.013      0.130      0.013        0.013
2.000      0.033      0.131      0.033        0.033
3.000      0.071      0.132      0.071        0.071
4.000      0.129      0.133      0.129        0.129
5.000      0.203      0.134      0.203        0.203
6.000      0.215      0.160      0.214        0.216
7.000      0.311      0.230      0.310        0.312
8.000      0.469      0.290      0.468        0.470
9.000      0.707      0.390      0.706        0.708
---------------------------------------------------------------------
                     Hydrograph Detention Basin Routing
---------------------------------------------------------------------

Graph values: 'I'= unit inflow; 'O'=outflow at time shown
---------------------------------------------------------------------
 Time   Inflow  Outflow    Storage                                    Depth
(Hours) (CFS)   (CFS)     (Ac.Ft) .0       0.5    0.92    1.39    1.85 (Ft.)
 0.083   0.00    0.00      0.000  O       |       |       |       |     0.00
 0.167   0.01    0.00      0.000  O       |       |       |       |     0.00
 0.250   0.02    0.00      0.000  O       |       |       |       |     0.01
 0.333   0.04    0.00      0.000  O       |       |       |       |     0.03
 0.417   0.05    0.01      0.001  O       |       |       |       |     0.05
 0.500   0.06    0.01      0.001  OI      |       |       |       |     0.07
 0.583   0.07    0.01      0.001  OI      |       |       |       |     0.10
 0.667   0.08    0.02      0.002  OI      |       |       |       |     0.13
 0.750   0.08    0.02      0.002  OI      |       |       |       |     0.16
 0.833   0.08    0.03      0.003  OI      |       |       |       |     0.19
 0.917   0.09    0.03      0.003  OI      |       |       |       |     0.22
 1.000   0.10    0.03      0.003  OI      |       |       |       |     0.26
 1.083   0.11    0.04      0.004  OI      |       |       |       |     0.29
 1.167   0.11    0.04      0.004  OI      |       |       |       |     0.33
 1.250   0.10    0.05      0.005  OI      |       |       |       |     0.36
 1.333   0.10    0.05      0.005  OI      |       |       |       |     0.39
 1.417   0.10    0.05      0.005  OI      |       |       |       |     0.42
 1.500   0.10    0.06      0.006  OI      |       |       |       |     0.44
 1.583   0.10    0.06      0.006  |O      |       |       |       |     0.46
 1.667   0.10    0.06      0.006  |O      |       |       |       |     0.48
 1.750   0.10    0.06      0.006  |O      |       |       |       |     0.50
```

```
1.833    0.10    0.07      0.007  |O      |       |       |       |     0.51
1.917    0.10    0.07      0.007  |O      |       |       |       |     0.53
2.000    0.11    0.07      0.007  |O      |       |       |       |     0.55
2.083    0.12    0.07      0.007  |OI     |       |       |       |     0.57
2.167    0.12    0.08      0.008  |OI     |       |       |       |     0.59
2.250    0.12    0.08      0.008  |OI     |       |       |       |     0.61
2.333    0.12    0.08      0.008  |OI     |       |       |       |     0.64
2.417    0.12    0.09      0.009  |OI     |       |       |       |     0.66
2.500    0.13    0.09      0.009  |OI     |       |       |       |     0.68
2.583    0.13    0.09      0.009  |OI     |       |       |       |     0.70
2.667    0.13    0.09      0.009  |OI     |       |       |       |     0.72
2.750    0.14    0.10      0.010  |OI     |       |       |       |     0.74
2.833    0.15    0.10      0.010  |OI     |       |       |       |     0.76
2.917    0.15    0.10      0.010  |OI     |       |       |       |     0.79
3.000    0.15    0.11      0.011  |OI     |       |       |       |     0.81
3.083    0.15    0.11      0.011  |OI     |       |       |       |     0.84
3.167    0.16    0.11      0.011  |OI     |       |       |       |     0.86
3.250    0.16    0.11      0.011  |OI     |       |       |       |     0.88
3.333    0.16    0.12      0.012  | O     |       |       |       |     0.90
3.417    0.16    0.12      0.012  | O     |       |       |       |     0.92
3.500    0.16    0.12      0.012  | O     |       |       |       |     0.94
3.583    0.16    0.13      0.013  | O     |       |       |       |     0.96
3.667    0.16    0.13      0.013  | O     |       |       |       |     0.98
3.750    0.16    0.13      0.013  | O     |       |       |       |     1.00
3.833    0.16    0.13      0.013  | O     |       |       |       |     1.01
3.917    0.16    0.13      0.013  | O     |       |       |       |     1.02
4.000    0.17    0.13      0.014  | O     |       |       |       |     1.03
4.083    0.18    0.13      0.014  | OI    |       |       |       |     1.05
4.167    0.18    0.13      0.014  | OI    |       |       |       |     1.07
4.250    0.19    0.13      0.015  | OI    |       |       |       |     1.08
4.333    0.19    0.13      0.015  | OI    |       |       |       |     1.10
4.417    0.19    0.13      0.015  | OI    |       |       |       |     1.12
4.500    0.20    0.13      0.016  | OI    |       |       |       |     1.15
4.583    0.21    0.13      0.016  | OI    |       |       |       |     1.17
4.667    0.21    0.13      0.017  | OI    |       |       |       |     1.20
4.750    0.22    0.13      0.018  | OI    |       |       |       |     1.23
4.833    0.22    0.13      0.018  | OI    |       |       |       |     1.26
4.917    0.22    0.13      0.019  | OI    |       |       |       |     1.29
5.000    0.23    0.13      0.019  | O I   |       |       |       |     1.32
5.083    0.24    0.13      0.020  | O I   |       |       |       |     1.36
5.167    0.24    0.13      0.021  | O I   |       |       |       |     1.40
5.250    0.22    0.13      0.022  | OI    |       |       |       |     1.43
5.333    0.21    0.13      0.022  | OI    |       |       |       |     1.46
5.417    0.21    0.13      0.023  | OI    |       |       |       |     1.49
5.500    0.22    0.13      0.023  | OI    |       |       |       |     1.52
5.583    0.22    0.13      0.024  | OI    |       |       |       |     1.55
5.667    0.23    0.13      0.025  | OI    |       |       |       |     1.58
5.750    0.23    0.13      0.025  | O I   |       |       |       |     1.61
5.833    0.24    0.13      0.026  | O I   |       |       |       |     1.65
5.917    0.25    0.13      0.027  | O I   |       |       |       |     1.69
6.000    0.25    0.13      0.028  | O I   |       |       |       |     1.73
6.083    0.25    0.13      0.028  | O I   |       |       |       |     1.77
6.167    0.26    0.13      0.029  | O I   |       |       |       |     1.81
6.250    0.27    0.13      0.030  | O I   |       |       |       |     1.86
6.333    0.27    0.13      0.031  | O I   |       |       |       |     1.91
6.417    0.28    0.13      0.032  | O I   |       |       |       |     1.95
6.500    0.28    0.13      0.033  | O I   |       |       |       |     2.00
6.583    0.28    0.13      0.034  | O I   |       |       |       |     2.03
6.667    0.29    0.13      0.035  | O I   |       |       |       |     2.06
6.750    0.30    0.13      0.036  | O  I  |       |       |       |     2.09
6.833    0.30    0.13      0.037  | O  I  |       |       |       |     2.12
6.917    0.31    0.13      0.039  | O  I  |       |       |       |     2.15
7.000    0.31    0.13      0.040  | O  I  |       |       |       |     2.18
7.083    0.31    0.13      0.041  | O  I  |       |       |       |     2.21
7.167    0.32    0.13      0.042  | O  I  |       |       |       |     2.25
7.250    0.32    0.13      0.044  | O  I  |       |       |       |     2.28
7.333    0.32    0.13      0.045  | O  I  |       |       |       |     2.32
7.417    0.32    0.13      0.046  | O  I  |       |       |       |     2.35
7.500    0.33    0.13      0.048  | O  I  |       |       |       |     2.38
7.583    0.34    0.13      0.049  | O  I  |       |       |       |     2.42
7.667    0.35    0.13      0.050  | O  I  |       |       |       |     2.46
7.750    0.36    0.13      0.052  | O   I |       |       |       |     2.50
7.833    0.36    0.13      0.054  | O   I |       |       |       |     2.54
7.917    0.33    0.13      0.055  | O  I  |       |       |       |     2.58
8.000    0.23    0.13      0.056  | O I   |       |       |       |     2.61
8.083    0.16    0.13      0.056  | O     |       |       |       |     2.62
8.167    0.14    0.13      0.057  | O     |       |       |       |     2.62
8.250    0.16    0.13      0.057  | O     |       |       |       |     2.62
8.333    0.18    0.13      0.057  | OI    |       |       |       |     2.63
8.417    0.18    0.13      0.057  | OI    |       |       |       |     2.64
8.500    0.19    0.13      0.058  | OI    |       |       |       |     2.65
8.583    0.19    0.13      0.058  | OI    |       |       |       |     2.66
8.667    0.21    0.13      0.059  | OI    |       |       |       |     2.67
8.750    0.23    0.13      0.059  | OI    |       |       |       |     2.69
8.833    0.25    0.13      0.060  | O I   |       |       |       |     2.71
8.917    0.27    0.13      0.061  | O I   |       |       |       |     2.73
9.000    0.30    0.13      0.062  | O  I  |       |       |       |     2.76
9.083    0.33    0.13      0.063  | O  I  |       |       |       |     2.79
9.167    0.36    0.13      0.065  | O   I |       |       |       |     2.83
9.250    0.41    0.13      0.066  | O    I|       |       |       |     2.88
9.333    0.46    0.13      0.068  | O    I|       |       |       |     2.93
9.417    0.49    0.13      0.071  | O     I       |       |       |     3.00
9.500    0.53    0.13      0.073  | O     |I      |       |       |     3.04
9.583    0.57    0.13      0.076  | O     |I      |       |       |     3.09
9.667    0.59    0.13      0.079  | O     | I     |       |       |     3.15
```

9.750	0.63	0.13	0.083	O	I				3.20
9.833	0.66	0.13	0.086	O	I				3.26
9.917	0.69	0.13	0.090	O	I				3.33
10.000	0.73	0.13	0.094	O	I				3.40
10.083	0.75	0.13	0.098	O	I				3.47
10.167	0.72	0.13	0.102	O	I				3.54
10.250	0.59	0.13	0.106	O	I				3.60
10.333	0.49	0.13	0.109	O	I				3.65
10.417	0.44	0.13	0.111	O	I				3.69
10.500	0.41	0.13	0.113	O	I				3.72
10.583	0.40	0.13	0.115	O	I				3.76
10.667	0.42	0.13	0.117	O	I				3.79
10.750	0.51	0.13	0.119	O	I				3.83
10.833	0.59	0.13	0.122	O	I				3.88
10.917	0.63	0.13	0.125	O	I				3.94
11.000	0.65	0.13	0.129	O	I				4.00
11.083	0.67	0.13	0.132	O	I				4.05
11.167	0.68	0.13	0.136	O	I				4.10
11.250	0.67	0.13	0.140	O	I				4.15
11.333	0.66	0.13	0.144	O	I				4.20
11.417	0.66	0.13	0.147	O	I				4.25
11.500	0.67	0.13	0.151	O	I				4.30
11.583	0.67	0.13	0.155	O	I				4.35
11.667	0.66	0.13	0.158	O	I				4.40
11.750	0.62	0.13	0.162	O	I				4.44
11.833	0.59	0.13	0.165	O	I				4.49
11.917	0.59	0.13	0.168	O	I				4.53
12.000	0.60	0.13	0.171	O	I				4.57
12.083	0.62	0.13	0.175	O	I				4.62
12.167	0.68	0.13	0.178	O	I				4.66
12.250	0.83	0.13	0.182	O	I				4.72
12.333	0.95	0.13	0.188	O	I				4.79
12.417	1.03	0.13	0.194	O	I				4.87
12.500	1.09	0.13	0.200	O	I				4.96
12.583	1.14	0.14	0.207	O	I				5.30
12.667	1.19	0.16	0.214	O	I				5.89
12.750	1.26	0.16	0.221	O	I				6.06
12.833	1.31	0.17	0.229	O	I				6.14
12.917	1.36	0.18	0.237	O	I				6.23
13.000	1.40	0.18	0.245	O	I				6.31
13.083	1.45	0.19	0.254	O	I				6.40
13.167	1.52	0.19	0.262	O	I				6.49
13.250	1.64	0.20	0.272	O	I				6.59
13.333	1.74	0.21	0.282	O	I				6.70
13.417	1.80	0.22	0.293	O	I				6.81
13.500	1.84	0.22	0.304	O	I				6.93
13.583	1.85	0.23	0.315	O	I				7.02
13.667	1.79	0.24	0.326	O	I				7.09
13.750	1.59	0.24	0.336	O	I				7.16
13.833	1.43	0.24	0.345	O	I				7.21
13.917	1.35	0.25	0.352	O	I				7.26
14.000	1.30	0.25	0.360	O	I				7.31
14.083	1.27	0.25	0.367	O	I				7.35
14.167	1.27	0.25	0.374	O	I				7.40
14.250	1.34	0.26	0.381	O	I				7.44
14.333	1.39	0.26	0.389	O	I				7.49
14.417	1.40	0.26	0.397	O	I				7.54
14.500	1.40	0.27	0.404	O	I				7.59
14.583	1.39	0.27	0.412	O	I				7.64
14.667	1.39	0.27	0.420	O	I				7.69
14.750	1.39	0.27	0.428	O	I				7.74
14.833	1.39	0.28	0.435	O	I				7.79
14.917	1.39	0.28	0.443	O	I				7.84
15.000	1.37	0.28	0.451	O	I				7.88
15.083	1.36	0.29	0.458	O	I				7.93
15.167	1.34	0.29	0.465	O	I				7.98
15.250	1.32	0.29	0.472	O	I				8.01
15.333	1.30	0.29	0.479	O	I				8.04
15.417	1.28	0.30	0.486	O	I				8.07
15.500	1.25	0.30	0.493	O	I				8.10
15.583	1.23	0.30	0.499	O	I				8.13
15.667	1.19	0.31	0.506	O	I				8.15
15.750	1.10	0.31	0.511	O	I				8.18
15.833	1.03	0.31	0.517	O	I				8.20
15.917	1.00	0.31	0.521	O	I				8.22
16.000	0.97	0.31	0.526	O	I				8.24
16.083	0.94	0.32	0.530	O	I				8.26
16.167	0.86	0.32	0.534	O	I				8.28
16.250	0.65	0.32	0.538	O	I				8.29
16.333	0.49	0.32	0.539	O	I				8.30
16.417	0.40	0.32	0.540	OI					8.30
16.500	0.34	0.32	0.540	O					8.30
16.583	0.30	0.32	0.540	O					8.30
16.667	0.26	0.32	0.540	IO					8.30
16.750	0.23	0.32	0.540	I O					8.30
16.833	0.20	0.32	0.539	I O					8.29
16.917	0.18	0.32	0.538	I O					8.29
17.000	0.16	0.32	0.537	I O					8.29
17.083	0.15	0.32	0.536	I O					8.28
17.167	0.15	0.32	0.535	I O					8.28
17.250	0.15	0.32	0.534	I O					8.27
17.333	0.16	0.32	0.533	I O					8.27
17.417	0.16	0.32	0.532	I O					8.26
17.500	0.16	0.32	0.530	I O					8.26
17.583	0.16	0.32	0.529	I O					8.25

```
17.667    0.16    0.31      0.528  | I  O  |        |        |        |     8.25
17.750    0.16    0.31      0.527  | I  O  |        |        |        |     8.24
17.833    0.16    0.31      0.526  | I  O  |        |        |        |     8.24
17.917    0.15    0.31      0.525  | I  O  |        |        |        |     8.24
18.000    0.15    0.31      0.524  | I  O  |        |        |        |     8.23
18.083    0.14    0.31      0.523  | I  O  |        |        |        |     8.23
18.167    0.14    0.31      0.522  | I  O  |        |        |        |     8.22
18.250    0.13    0.31      0.520  | I  O  |        |        |        |     8.22
18.333    0.13    0.31      0.519  | I  O  |        |        |        |     8.21
18.417    0.13    0.31      0.518  | I  O  |        |        |        |     8.21
18.500    0.13    0.31      0.517  | I  O  |        |        |        |     8.20
18.583    0.13    0.31      0.516  | I  O  |        |        |        |     8.20
18.667    0.13    0.31      0.514  | I  O  |        |        |        |     8.19
18.750    0.12    0.31      0.513  | I  O  |        |        |        |     8.18
18.833    0.11    0.31      0.512  |I   O  |        |        |        |     8.18
18.917    0.10    0.31      0.510  |I   O  |        |        |        |     8.17
19.000    0.09    0.31      0.509  |I   O  |        |        |        |     8.17
19.083    0.09    0.31      0.507  |I   O  |        |        |        |     8.16
19.167    0.08    0.31      0.506  |I   O  |        |        |        |     8.15
19.250    0.09    0.30      0.504  |I   O  |        |        |        |     8.15
19.333    0.09    0.30      0.503  |I   O  |        |        |        |     8.14
19.417    0.10    0.30      0.501  |I   O  |        |        |        |     8.14
19.500    0.11    0.30      0.500  |I   O  |        |        |        |     8.13
19.583    0.11    0.30      0.499  |I   O  |        |        |        |     8.13
19.667    0.11    0.30      0.497  |I   O  |        |        |        |     8.12
19.750    0.11    0.30      0.496  |I   O  |        |        |        |     8.11
19.833    0.10    0.30      0.495  |I   O  |        |        |        |     8.11
19.917    0.10    0.30      0.493  |I   O  |        |        |        |     8.10
20.000    0.09    0.30      0.492  |I   O  |        |        |        |     8.10
20.083    0.08    0.30      0.491  |I   O  |        |        |        |     8.09
20.167    0.08    0.30      0.489  |I   O  |        |        |        |     8.08
20.250    0.09    0.30      0.488  |I   O  |        |        |        |     8.08
20.333    0.09    0.30      0.486  |I   O  |        |        |        |     8.07
20.417    0.09    0.30      0.485  |I   O  |        |        |        |     8.07
20.500    0.09    0.30      0.483  |I   O  |        |        |        |     8.06
20.583    0.09    0.30      0.482  |I   O  |        |        |        |     8.05
20.667    0.09    0.29      0.481  |I   O  |        |        |        |     8.05
20.750    0.10    0.29      0.479  |I   O  |        |        |        |     8.04
20.833    0.09    0.29      0.478  |I   O  |        |        |        |     8.04
20.917    0.09    0.29      0.476  |I   O  |        |        |        |     8.03
21.000    0.08    0.29      0.475  |I   O  |        |        |        |     8.03
21.083    0.08    0.29      0.474  |I   O  |        |        |        |     8.02
21.167    0.08    0.29      0.472  |I   O  |        |        |        |     8.01
21.250    0.08    0.29      0.471  |I   O  |        |        |        |     8.01
21.333    0.09    0.29      0.469  |I   O  |        |        |        |     8.00
21.417    0.09    0.29      0.468  |I   O  |        |        |        |     7.99
21.500    0.08    0.29      0.466  |I   O  |        |        |        |     7.98
21.583    0.08    0.29      0.465  |I  O   |        |        |        |     7.97
21.667    0.08    0.29      0.463  |I  O   |        |        |        |     7.97
21.750    0.08    0.29      0.462  |I  O   |        |        |        |     7.96
21.833    0.09    0.29      0.461  |I  O   |        |        |        |     7.95
21.917    0.09    0.29      0.459  |I  O   |        |        |        |     7.94
22.000    0.08    0.29      0.458  |I  O   |        |        |        |     7.93
22.083    0.08    0.29      0.456  |I  O   |        |        |        |     7.92
22.167    0.08    0.28      0.455  |I  O   |        |        |        |     7.91
22.250    0.08    0.28      0.454  |I  O   |        |        |        |     7.90
22.333    0.09    0.28      0.452  |I  O   |        |        |        |     7.89
22.417    0.09    0.28      0.451  |I  O   |        |        |        |     7.89
22.500    0.08    0.28      0.449  |I  O   |        |        |        |     7.88
22.583    0.07    0.28      0.448  |I  O   |        |        |        |     7.87
22.667    0.07    0.28      0.447  |I  O   |        |        |        |     7.86
22.750    0.07    0.28      0.445  |I  O   |        |        |        |     7.85
22.833    0.07    0.28      0.444  |I  O   |        |        |        |     7.84
22.917    0.07    0.28      0.442  |I  O   |        |        |        |     7.83
23.000    0.07    0.28      0.441  |I  O   |        |        |        |     7.82
23.083    0.07    0.28      0.439  |I  O   |        |        |        |     7.81
23.167    0.07    0.28      0.438  |I  O   |        |        |        |     7.80
23.250    0.07    0.28      0.436  |I  O   |        |        |        |     7.79
23.333    0.07    0.28      0.435  |I  O   |        |        |        |     7.78
23.417    0.07    0.28      0.434  |I  O   |        |        |        |     7.78
23.500    0.07    0.28      0.432  |I  O   |        |        |        |     7.77
23.583    0.07    0.28      0.431  |I  O   |        |        |        |     7.76
23.667    0.06    0.27      0.429  |I  O   |        |        |        |     7.75
23.750    0.06    0.27      0.428  |I  O   |        |        |        |     7.74
23.833    0.06    0.27      0.426  |I  O   |        |        |        |     7.73
23.917    0.06    0.27      0.425  |I  O   |        |        |        |     7.72
24.000    0.06    0.27      0.423  |I  O   |        |        |        |     7.71
24.083    0.06    0.27      0.422  |I  O   |        |        |        |     7.70
24.167    0.06    0.27      0.421  I   O   |        |        |        |     7.69
24.250    0.04    0.27      0.419  I   O   |        |        |        |     7.68
24.333    0.03    0.27      0.417  I   O   |        |        |        |     7.67
24.417    0.02    0.27      0.416  I   O   |        |        |        |     7.66
24.500    0.02    0.27      0.414  I   O   |        |        |        |     7.65
24.583    0.01    0.27      0.412  I   O   |        |        |        |     7.64
24.667    0.01    0.27      0.410  I   O   |        |        |        |     7.63
24.750    0.01    0.27      0.409  I   O   |        |        |        |     7.62
24.833    0.01    0.27      0.407  I   O   |        |        |        |     7.61
24.917    0.01    0.27      0.405  I   O   |        |        |        |     7.60
25.000    0.00    0.27      0.403  I   O   |        |        |        |     7.58
25.083    0.00    0.26      0.401  I   O   |        |        |        |     7.57
25.167    0.00    0.26      0.400  I   O   |        |        |        |     7.56
25.250    0.00    0.26      0.398  I   O   |        |        |        |     7.55
25.333    0.00    0.26      0.396  I   O   |        |        |        |     7.54
25.417    0.00    0.26      0.394  I   O   |        |        |        |     7.53
25.500    0.00    0.26      0.392  I   O   |        |        |        |     7.52
```

25.583	0.00	0.26	0.391	I	O					7.50
25.667	0.00	0.26	0.389	I	O					7.49
25.750	0.00	0.26	0.387	I	O					7.48
25.833	0.00	0.26	0.385	I	O					7.47
25.917	0.00	0.26	0.384	I	O					7.46
26.000	0.00	0.26	0.382	I	O					7.45
26.083	0.00	0.26	0.380	I	O					7.44
26.167	0.00	0.26	0.378	I	O					7.43
26.250	0.00	0.25	0.377	I	O					7.41
26.333	0.00	0.25	0.375	I	O					7.40
26.417	0.00	0.25	0.373	I	O					7.39
26.500	0.00	0.25	0.371	I	O					7.38
26.583	0.00	0.25	0.370	I	O					7.37
26.667	0.00	0.25	0.368	I	O					7.36
26.750	0.00	0.25	0.366	I	O					7.35
26.833	0.00	0.25	0.364	I	O					7.34
26.917	0.00	0.25	0.363	I	O					7.33
27.000	0.00	0.25	0.361	I	O					7.32
27.083	0.00	0.25	0.359	I	O					7.31
27.167	0.00	0.25	0.357	I	O					7.29
27.250	0.00	0.25	0.356	I	O					7.28
27.333	0.00	0.25	0.354	I	O					7.27
27.417	0.00	0.25	0.352	I	O					7.26
27.500	0.00	0.25	0.351	I	O					7.25
27.583	0.00	0.24	0.349	I	O					7.24
27.667	0.00	0.24	0.347	I	O					7.23
27.750	0.00	0.24	0.346	I	O					7.22
27.833	0.00	0.24	0.344	I	O					7.21
27.917	0.00	0.24	0.342	I	O					7.20
28.000	0.00	0.24	0.341	I	O					7.19
28.083	0.00	0.24	0.339	I	O					7.18
28.167	0.00	0.24	0.337	I	O					7.17
28.250	0.00	0.24	0.336	I	O					7.16
28.333	0.00	0.24	0.334	I	O					7.15
28.417	0.00	0.24	0.332	I	O					7.14
28.500	0.00	0.24	0.331	I	O					7.13
28.583	0.00	0.24	0.329	I	O					7.11
28.667	0.00	0.24	0.328	I	O					7.10
28.750	0.00	0.24	0.326	I	O					7.09
28.833	0.00	0.24	0.324	I	O					7.08
28.917	0.00	0.23	0.323	I	O					7.07
29.000	0.00	0.23	0.321	I	O					7.06
29.083	0.00	0.23	0.319	I	O					7.05
29.167	0.00	0.23	0.318	I	O					7.04
29.250	0.00	0.23	0.316	I	O					7.03
29.333	0.00	0.23	0.315	I	O					7.02
29.417	0.00	0.23	0.313	I	O					7.01
29.500	0.00	0.23	0.311	I	O					7.00
29.583	0.00	0.23	0.310	I	O					6.99
29.667	0.00	0.23	0.308	I	O					6.97
29.750	0.00	0.23	0.307	I	O					6.96
29.833	0.00	0.23	0.305	I	O					6.94
29.917	0.00	0.22	0.304	I	O					6.92
30.000	0.00	0.22	0.302	I	O					6.91
30.083	0.00	0.22	0.301	I	O					6.89
30.167	0.00	0.22	0.299	I	O					6.88
30.250	0.00	0.22	0.297	I	O					6.86
30.333	0.00	0.22	0.296	I	O					6.84
30.417	0.00	0.22	0.294	I	O					6.83
30.500	0.00	0.22	0.293	I	O					6.81
30.583	0.00	0.22	0.291	I	O					6.80
30.667	0.00	0.21	0.290	I	O					6.78
30.750	0.00	0.21	0.289	I	O					6.77
30.833	0.00	0.21	0.287	I	O					6.75
30.917	0.00	0.21	0.286	I	O					6.74
31.000	0.00	0.21	0.284	I	O					6.72
31.083	0.00	0.21	0.283	I	O					6.71
31.167	0.00	0.21	0.281	I	O					6.69
31.250	0.00	0.21	0.280	I	O					6.68
31.333	0.00	0.21	0.278	I	O					6.66
31.417	0.00	0.21	0.277	I	O					6.65
31.500	0.00	0.20	0.276	I	O					6.63
31.583	0.00	0.20	0.274	I	O					6.62
31.667	0.00	0.20	0.273	I	O					6.60
31.750	0.00	0.20	0.271	I	O					6.59
31.833	0.00	0.20	0.270	I	O					6.57
31.917	0.00	0.20	0.269	I	O					6.56
32.000	0.00	0.20	0.267	I	O					6.54
32.083	0.00	0.20	0.266	I	O					6.53
32.167	0.00	0.20	0.265	I	O					6.52
32.250	0.00	0.20	0.263	I	O					6.50
32.333	0.00	0.19	0.262	I	O					6.49
32.417	0.00	0.19	0.261	I	O					6.47
32.500	0.00	0.19	0.259	I	O					6.46
32.583	0.00	0.19	0.258	I	O					6.45
32.667	0.00	0.19	0.257	I	O					6.43
32.750	0.00	0.19	0.255	I	O					6.42
32.833	0.00	0.19	0.254	I	O					6.41
32.917	0.00	0.19	0.253	I	O					6.39
33.000	0.00	0.19	0.251	I	O					6.38
33.083	0.00	0.19	0.250	I	O					6.37
33.167	0.00	0.18	0.249	I	O					6.35
33.250	0.00	0.18	0.248	I	O					6.34
33.333	0.00	0.18	0.246	I	O					6.33
33.417	0.00	0.18	0.245	I	O					6.31

33.500	0.00	0.18	0.244	I	O				6.30
33.583	0.00	0.18	0.243	I	O				6.29
33.667	0.00	0.18	0.241	I	O				6.27
33.750	0.00	0.18	0.240	I	O				6.26
33.833	0.00	0.18	0.239	I	O				6.25
33.917	0.00	0.18	0.238	I	O				6.24
34.000	0.00	0.18	0.236	I	O				6.22
34.083	0.00	0.17	0.235	I	O				6.21
34.167	0.00	0.17	0.234	I	O				6.20
34.250	0.00	0.17	0.233	I	O				6.19
34.333	0.00	0.17	0.232	I	O				6.17
34.417	0.00	0.17	0.230	I	O				6.16
34.500	0.00	0.17	0.229	I	O				6.15
34.583	0.00	0.17	0.228	I	O				6.14
34.667	0.00	0.17	0.227	I	O				6.12
34.750	0.00	0.17	0.226	I	O				6.11
34.833	0.00	0.17	0.225	I	O				6.10
34.917	0.00	0.17	0.223	I	O				6.09
35.000	0.00	0.17	0.222	I	O				6.08
35.083	0.00	0.16	0.221	I	O				6.06
35.167	0.00	0.16	0.220	I	O				6.05
35.250	0.00	0.16	0.219	I	O				6.04
35.333	0.00	0.16	0.218	I	O				6.03
35.417	0.00	0.16	0.217	I	O				6.02
35.500	0.00	0.16	0.216	I	O				6.01
35.583	0.00	0.16	0.215	I	O				5.96
35.667	0.00	0.16	0.213	I	O				5.87
35.750	0.00	0.15	0.212	I	O				5.78
35.833	0.00	0.15	0.211	I	O				5.69
35.917	0.00	0.15	0.210	I	O				5.60
36.000	0.00	0.15	0.209	I	O				5.52
36.083	0.00	0.15	0.208	I	O				5.44
36.167	0.00	0.14	0.207	I	O				5.35
36.250	0.00	0.14	0.206	I	O				5.27
36.333	0.00	0.14	0.205	I	O				5.19
36.417	0.00	0.14	0.204	I	O				5.11
36.500	0.00	0.13	0.203	I	O				5.03
36.583	0.00	0.13	0.202	I	O				4.99
36.667	0.00	0.13	0.202	I	O				4.98
36.750	0.00	0.13	0.201	I	O				4.97
36.833	0.00	0.13	0.200	I	O				4.96
36.917	0.00	0.13	0.199	I	O				4.94
37.000	0.00	0.13	0.198	I	O				4.93
37.083	0.00	0.13	0.197	I	O				4.92
37.167	0.00	0.13	0.196	I	O				4.91
37.250	0.00	0.13	0.195	I	O				4.89
37.333	0.00	0.13	0.194	I	O				4.88
37.417	0.00	0.13	0.193	I	O				4.87
37.500	0.00	0.13	0.192	I	O				4.86
37.583	0.00	0.13	0.191	I	O				4.84
37.667	0.00	0.13	0.190	I	O				4.83
37.750	0.00	0.13	0.190	I	O				4.82
37.833	0.00	0.13	0.189	I	O				4.81
37.917	0.00	0.13	0.188	I	O				4.79
38.000	0.00	0.13	0.187	I	O				4.78
38.083	0.00	0.13	0.186	I	O				4.77
38.167	0.00	0.13	0.185	I	O				4.76
38.250	0.00	0.13	0.184	I	O				4.74
38.333	0.00	0.13	0.183	I	O				4.73
38.417	0.00	0.13	0.182	I	O				4.72
38.500	0.00	0.13	0.181	I	O				4.71
38.583	0.00	0.13	0.180	I	O				4.69
38.667	0.00	0.13	0.179	I	O				4.68
38.750	0.00	0.13	0.179	I	O				4.67
38.833	0.00	0.13	0.178	I	O				4.66
38.917	0.00	0.13	0.177	I	O				4.64
39.000	0.00	0.13	0.176	I	O				4.63
39.083	0.00	0.13	0.175	I	O				4.62
39.167	0.00	0.13	0.174	I	O				4.61
39.250	0.00	0.13	0.173	I	O				4.59
39.333	0.00	0.13	0.172	I	O				4.58
39.417	0.00	0.13	0.171	I	O				4.57
39.500	0.00	0.13	0.170	I	O				4.56
39.583	0.00	0.13	0.169	I	O				4.54
39.667	0.00	0.13	0.168	I	O				4.53
39.750	0.00	0.13	0.167	I	O				4.52
39.833	0.00	0.13	0.167	I	O				4.51
39.917	0.00	0.13	0.166	I	O				4.50
40.000	0.00	0.13	0.165	I	O				4.48
40.083	0.00	0.13	0.164	I	O				4.47
40.167	0.00	0.13	0.163	I	O				4.46
40.250	0.00	0.13	0.162	I	O				4.45
40.333	0.00	0.13	0.161	I	O				4.43
40.417	0.00	0.13	0.160	I	O				4.42
40.500	0.00	0.13	0.159	I	O				4.41
40.583	0.00	0.13	0.158	I	O				4.40
40.667	0.00	0.13	0.157	I	O				4.38
40.750	0.00	0.13	0.156	I	O				4.37
40.833	0.00	0.13	0.156	I	O				4.36
40.917	0.00	0.13	0.155	I	O				4.35
41.000	0.00	0.13	0.154	I	O				4.33
41.083	0.00	0.13	0.153	I	O				4.32
41.167	0.00	0.13	0.152	I	O				4.31
41.250	0.00	0.13	0.151	I	O				4.30
41.333	0.00	0.13	0.150	I	O				4.28

41.417	0.00	0.13	0.149	I O	|	|	|	|	4.27
41.500	0.00	0.13	0.148	I O	|	|	|	|	4.26
41.583	0.00	0.13	0.147	I O	|	|	|	|	4.25
41.667	0.00	0.13	0.146	I O	|	|	|	|	4.23
41.750	0.00	0.13	0.145	I O	|	|	|	|	4.22
41.833	0.00	0.13	0.145	I O	|	|	|	|	4.21
41.917	0.00	0.13	0.144	I O	|	|	|	|	4.20
42.000	0.00	0.13	0.143	I O	|	|	|	|	4.18
42.083	0.00	0.13	0.142	I O	|	|	|	|	4.17
42.167	0.00	0.13	0.141	I O	|	|	|	|	4.16
42.250	0.00	0.13	0.140	I O	|	|	|	|	4.15
42.333	0.00	0.13	0.139	I O	|	|	|	|	4.14
42.417	0.00	0.13	0.138	I O	|	|	|	|	4.12
42.500	0.00	0.13	0.137	I O	|	|	|	|	4.11
42.583	0.00	0.13	0.136	I O	|	|	|	|	4.10
42.667	0.00	0.13	0.135	I O	|	|	|	|	4.09
42.750	0.00	0.13	0.134	I O	|	|	|	|	4.07
42.833	0.00	0.13	0.134	I O	|	|	|	|	4.06
42.917	0.00	0.13	0.133	I O	|	|	|	|	4.05
43.000	0.00	0.13	0.132	I O	|	|	|	|	4.04
43.083	0.00	0.13	0.131	I O	|	|	|	|	4.02
43.167	0.00	0.13	0.130	I O	|	|	|	|	4.01
43.250	0.00	0.13	0.129	I O	|	|	|	|	4.00
43.333	0.00	0.13	0.128	I O	|	|	|	|	3.98
43.417	0.00	0.13	0.127	I O	|	|	|	|	3.97
43.500	0.00	0.13	0.126	I O	|	|	|	|	3.95
43.583	0.00	0.13	0.125	I O	|	|	|	|	3.94
43.667	0.00	0.13	0.124	I O	|	|	|	|	3.92
43.750	0.00	0.13	0.123	I O	|	|	|	|	3.90
43.833	0.00	0.13	0.123	I O	|	|	|	|	3.89
43.917	0.00	0.13	0.122	I O	|	|	|	|	3.87
44.000	0.00	0.13	0.121	I O	|	|	|	|	3.86
44.083	0.00	0.13	0.120	I O	|	|	|	|	3.84
44.167	0.00	0.13	0.119	I O	|	|	|	|	3.83
44.250	0.00	0.13	0.118	I O	|	|	|	|	3.81
44.333	0.00	0.13	0.117	I O	|	|	|	|	3.79
44.417	0.00	0.13	0.116	I O	|	|	|	|	3.78
44.500	0.00	0.13	0.115	I O	|	|	|	|	3.76
44.583	0.00	0.13	0.114	I O	|	|	|	|	3.75
44.667	0.00	0.13	0.113	I O	|	|	|	|	3.73
44.750	0.00	0.13	0.112	I O	|	|	|	|	3.71
44.833	0.00	0.13	0.112	I O	|	|	|	|	3.70
44.917	0.00	0.13	0.111	I O	|	|	|	|	3.68
45.000	0.00	0.13	0.110	I O	|	|	|	|	3.67
45.083	0.00	0.13	0.109	I O	|	|	|	|	3.65
45.167	0.00	0.13	0.108	I O	|	|	|	|	3.64
45.250	0.00	0.13	0.107	I O	|	|	|	|	3.62
45.333	0.00	0.13	0.106	I O	|	|	|	|	3.60
45.417	0.00	0.13	0.105	I O	|	|	|	|	3.59
45.500	0.00	0.13	0.104	I O	|	|	|	|	3.57
45.583	0.00	0.13	0.103	I O	|	|	|	|	3.56
45.667	0.00	0.13	0.102	I O	|	|	|	|	3.54
45.750	0.00	0.13	0.101	I O	|	|	|	|	3.53
45.833	0.00	0.13	0.101	I O	|	|	|	|	3.51
45.917	0.00	0.13	0.100	I O	|	|	|	|	3.49
46.000	0.00	0.13	0.099	I O	|	|	|	|	3.48
46.083	0.00	0.13	0.098	I O	|	|	|	|	3.46
46.167	0.00	0.13	0.097	I O	|	|	|	|	3.45
46.250	0.00	0.13	0.096	I O	|	|	|	|	3.43
46.333	0.00	0.13	0.095	I O	|	|	|	|	3.42
46.417	0.00	0.13	0.094	I O	|	|	|	|	3.40
46.500	0.00	0.13	0.093	I O	|	|	|	|	3.38
46.583	0.00	0.13	0.092	I O	|	|	|	|	3.37
46.667	0.00	0.13	0.091	I O	|	|	|	|	3.35
46.750	0.00	0.13	0.091	I O	|	|	|	|	3.34
46.833	0.00	0.13	0.090	I O	|	|	|	|	3.32
46.917	0.00	0.13	0.089	I O	|	|	|	|	3.31
47.000	0.00	0.13	0.088	I O	|	|	|	|	3.29
47.083	0.00	0.13	0.087	I O	|	|	|	|	3.27
47.167	0.00	0.13	0.086	I O	|	|	|	|	3.26
47.250	0.00	0.13	0.085	I O	|	|	|	|	3.24
47.333	0.00	0.13	0.084	I O	|	|	|	|	3.23
47.417	0.00	0.13	0.083	I O	|	|	|	|	3.21
47.500	0.00	0.13	0.082	I O	|	|	|	|	3.20
47.583	0.00	0.13	0.081	I O	|	|	|	|	3.18
47.667	0.00	0.13	0.081	I O	|	|	|	|	3.16
47.750	0.00	0.13	0.080	I O	|	|	|	|	3.15
47.833	0.00	0.13	0.079	I O	|	|	|	|	3.13
47.917	0.00	0.13	0.078	I O	|	|	|	|	3.12
48.000	0.00	0.13	0.077	I O	|	|	|	|	3.10
48.083	0.00	0.13	0.076	I O	|	|	|	|	3.09
48.167	0.00	0.13	0.075	I O	|	|	|	|	3.07
48.250	0.00	0.13	0.074	I O	|	|	|	|	3.05
48.333	0.00	0.13	0.073	I O	|	|	|	|	3.04
48.417	0.00	0.13	0.072	I O	|	|	|	|	3.02
48.500	0.00	0.13	0.071	I O	|	|	|	|	3.01
48.583	0.00	0.13	0.071	I O	|	|	|	|	2.99
48.667	0.00	0.13	0.070	I O	|	|	|	|	2.96
48.750	0.00	0.13	0.069	I O	|	|	|	|	2.94
48.833	0.00	0.13	0.068	I O	|	|	|	|	2.92
48.917	0.00	0.13	0.067	I O	|	|	|	|	2.89
49.000	0.00	0.13	0.066	I O	|	|	|	|	2.87
49.083	0.00	0.13	0.065	I O	|	|	|	|	2.84
49.167	0.00	0.13	0.064	I O	|	|	|	|	2.82
49.250	0.00	0.13	0.063	I O	|	|	|	|	2.80

49.333	0.00	0.13	0.062	I O	|	|	|	|	2.77
49.417	0.00	0.13	0.061	I O	|	|	|	|	2.75
49.500	0.00	0.13	0.061	I O	|	|	|	|	2.72
49.583	0.00	0.13	0.060	I O	|	|	|	|	2.70
49.667	0.00	0.13	0.059	I O	|	|	|	|	2.68
49.750	0.00	0.13	0.058	I O	|	|	|	|	2.65
49.833	0.00	0.13	0.057	I O	|	|	|	|	2.63
49.917	0.00	0.13	0.056	I O	|	|	|	|	2.61
50.000	0.00	0.13	0.055	I O	|	|	|	|	2.58
50.083	0.00	0.13	0.054	I O	|	|	|	|	2.56
50.167	0.00	0.13	0.053	I O	|	|	|	|	2.53
50.250	0.00	0.13	0.052	I O	|	|	|	|	2.51
50.333	0.00	0.13	0.051	I O	|	|	|	|	2.49
50.417	0.00	0.13	0.051	I O	|	|	|	|	2.46
50.500	0.00	0.13	0.050	I O	|	|	|	|	2.44
50.583	0.00	0.13	0.049	I O	|	|	|	|	2.41
50.667	0.00	0.13	0.048	I O	|	|	|	|	2.39
50.750	0.00	0.13	0.047	I O	|	|	|	|	2.37
50.833	0.00	0.13	0.046	I O	|	|	|	|	2.34
50.917	0.00	0.13	0.045	I O	|	|	|	|	2.32
51.000	0.00	0.13	0.044	I O	|	|	|	|	2.30
51.083	0.00	0.13	0.043	I O	|	|	|	|	2.27
51.167	0.00	0.13	0.042	I O	|	|	|	|	2.25
51.250	0.00	0.13	0.042	I O	|	|	|	|	2.22
51.333	0.00	0.13	0.041	I O	|	|	|	|	2.20
51.417	0.00	0.13	0.040	I O	|	|	|	|	2.18
51.500	0.00	0.13	0.039	I O	|	|	|	|	2.15
51.583	0.00	0.13	0.038	I O	|	|	|	|	2.13
51.667	0.00	0.13	0.037	I O	|	|	|	|	2.11
51.750	0.00	0.13	0.036	I O	|	|	|	|	2.08
51.833	0.00	0.13	0.035	I O	|	|	|	|	2.06
51.917	0.00	0.13	0.034	I O	|	|	|	|	2.03
52.000	0.00	0.13	0.033	I O	|	|	|	|	2.01
52.083	0.00	0.13	0.032	I O	|	|	|	|	1.97
52.167	0.00	0.13	0.032	I O	|	|	|	|	1.93
52.250	0.00	0.13	0.031	I O	|	|	|	|	1.88
52.333	0.00	0.13	0.030	I O	|	|	|	|	1.84
52.417	0.00	0.13	0.029	I O	|	|	|	|	1.79
52.500	0.00	0.13	0.028	I O	|	|	|	|	1.75
52.583	0.00	0.13	0.027	I O	|	|	|	|	1.70
52.667	0.00	0.13	0.026	I O	|	|	|	|	1.66
52.750	0.00	0.13	0.025	I O	|	|	|	|	1.61
52.833	0.00	0.13	0.024	I O	|	|	|	|	1.57
52.917	0.00	0.13	0.023	I O	|	|	|	|	1.52
53.000	0.00	0.13	0.023	I O	|	|	|	|	1.48
53.083	0.00	0.13	0.022	I O	|	|	|	|	1.43
53.167	0.00	0.13	0.021	I O	|	|	|	|	1.39
53.250	0.00	0.13	0.020	I O	|	|	|	|	1.34
53.333	0.00	0.13	0.019	I O	|	|	|	|	1.30
53.417	0.00	0.13	0.018	I O	|	|	|	|	1.25
53.500	0.00	0.13	0.017	I O	|	|	|	|	1.21
53.583	0.00	0.13	0.016	I O	|	|	|	|	1.17
53.667	0.00	0.13	0.015	I O	|	|	|	|	1.12
53.750	0.00	0.13	0.015	I O	|	|	|	|	1.08
53.833	0.00	0.13	0.014	I O	|	|	|	|	1.03
53.917	0.00	0.13	0.013	I O	|	|	|	|	0.98
54.000	0.00	0.12	0.012	I O	|	|	|	|	0.91
54.083	0.00	0.11	0.011	IO	|	|	|	|	0.85
54.167	0.00	0.10	0.010	IO	|	|	|	|	0.80
54.250	0.00	0.10	0.010	IO	|	|	|	|	0.74

Remaining water in basin = 0.01 (Ac.Ft)

```
***************************HYDROGRAPH DATA***************************
                    Number of intervals =   651
                    Time interval =    5.0 (Min.)
                    Maximum/Peak flow rate =        0.320 (CFS)
                    Total volume =       0.801 (Ac.Ft)
          Status of hydrographs being held in storage
                     Stream 1  Stream 2  Stream 3  Stream 4  Stream 5
          Peak (CFS)      0.000     0.000     0.000     0.000     0.000
          Vol (Ac.Ft)      0.000     0.000     0.000     0.000     0.000
*********************************************************************
```

```
                    FLOOD HYDROGRAPH ROUTING PROGRAM
             Copyright (c) CIVILCADD/CIVILDESIGN, 1989 - 2004
                        Study date: 03/28/20

---------------------------------------------------------------------

Routing for Basin "FF"

---------------------------------------------------------------------

Program License Serial Number 4027

---------------------------------------------------------------------
******************** HYDROGRAPH INFORMATION *********************

                    From study/file name: f1100.rte
****************************HYDROGRAPH DATA****************************
                    Number of intervals =    15
                    Time interval =    5.0 (Min.)
                    Maximum/Peak flow rate =        3.795 (CFS)
                    Total volume =       0.111 (Ac.Ft)
          Status of hydrographs being held in storage
                     Stream 1  Stream 2  Stream 3  Stream 4  Stream 5
          Peak (CFS)      0.000     0.000     0.000     0.000     0.000
          Vol (Ac.Ft)      0.000     0.000     0.000     0.000     0.000
*********************************************************************

++++++++++++++++++++++++++++++++++++++++++++++++++++++++++++++++++++++
Process from Point/Station        0.000 to Point/Station        0.000
**** RETARDING BASIN ROUTING ****
______________________________________________________________________

User entry of depth-outflow-storage data
---------------------------------------------------------------------
Total number of inflow hydrograph intervals = 15
Hydrograph time unit =  5.000 (Min.)
Initial depth in storage basin =   0.00(Ft.)
---------------------------------------------------------------------
---------------------------------------------------------------------
Initial basin depth =   0.00 (Ft.)
Initial basin storage =      0.00 (Ac.Ft)
Initial basin outflow =   0.00 (CFS)
---------------------------------------------------------------------
---------------------------------------------------------------------
Depth vs. Storage and Depth vs. Discharge data:
 Basin Depth  Storage    Outflow   (S-O*dt/2)   (S+O*dt/2)
     (Ft.)    (Ac.Ft)    (CFS)     (Ac.Ft)    (Ac.Ft)
---------------------------------------------------------------------
0.000      0.000      0.000      0.000        0.000
1.000      0.005      0.110      0.005        0.005
2.000      0.014      0.111      0.014        0.014
3.000      0.031      0.112      0.031        0.031
4.000      0.056      0.113      0.056        0.056
5.000      0.088      0.114      0.088        0.088
6.000      0.094      0.160      0.093        0.095
7.000      0.171      0.200      0.170        0.172
8.000      0.288      0.240      0.287        0.289
9.000      0.447      0.280      0.446        0.448
---------------------------------------------------------------------
                    Hydrograph Detention Basin Routing
---------------------------------------------------------------------

Graph values: 'I'= unit inflow; 'O'=outflow at time shown
---------------------------------------------------------------------
 Time   Inflow  Outflow    Storage                                    Depth
(Hours) (CFS)   (CFS)     (Ac.Ft) .0       0.9    1.90    2.85    3.80 (Ft.)
 0.083   0.22    0.02      0.001  OI      |       |       |       |     0.14
 0.167   0.50    0.06      0.003  O   I   |       |       |       |     0.59
 0.250   0.60    0.11      0.006  O    I  |       |       |       |     1.12
 0.333   0.66    0.11      0.010  O    I  |       |       |       |     1.52
 0.417   0.71    0.11      0.014  O    I  |       |       |       |     1.96
 0.500   0.79    0.11      0.018  O     I |       |       |       |     2.24
 0.583   0.91    0.11      0.023  O      I|       |       |       |     2.54
 0.667   1.12    0.11      0.029  O       |I      |       |       |     2.90
 0.750   1.67    0.11      0.038  O       |     I |       |       |     3.29
 0.833   3.80    0.11      0.056  O       |       |       |      I|     4.01
 0.917   3.37    0.11      0.080  O       |       |       |   I   |     4.75
 1.000   1.26    0.16      0.095  |O      | I     |       |       |     6.01
 1.083   0.49    0.16      0.100  |O  I   |       |       |       |     6.08
 1.167   0.07    0.16      0.101  IO      |       |       |       |     6.09
 1.250   0.01    0.16      0.100  IO      |       |       |       |     6.08
 1.333   0.00    0.16      0.099  IO      |       |       |       |     6.06
 1.417   0.00    0.16      0.098  IO      |       |       |       |     6.05
 1.500   0.00    0.16      0.097  IO      |       |       |       |     6.03
 1.583   0.00    0.16      0.096  IO      |       |       |       |     6.02
 1.667   0.00    0.16      0.094  IO      |       |       |       |     6.01
 1.750   0.00    0.16      0.093  IO      |       |       |       |     5.89
```

1.833	0.00	0.15	0.092	IO					5.72
1.917	0.00	0.14	0.091	IO					5.56
2.000	0.00	0.13	0.090	IO					5.40
2.083	0.00	0.13	0.090	IO					5.25
2.167	0.00	0.12	0.089	IO					5.11
2.250	0.00	0.11	0.088	O					5.00
2.333	0.00	0.11	0.087	O					4.97
2.417	0.00	0.11	0.086	O					4.95
2.500	0.00	0.11	0.086	O					4.92
2.583	0.00	0.11	0.085	O					4.90
2.667	0.00	0.11	0.084	O					4.87
2.750	0.00	0.11	0.083	O					4.85
2.833	0.00	0.11	0.082	O					4.82
2.917	0.00	0.11	0.082	O					4.80
3.000	0.00	0.11	0.081	O					4.78
3.083	0.00	0.11	0.080	O					4.75
3.167	0.00	0.11	0.079	O					4.73
3.250	0.00	0.11	0.078	O					4.70
3.333	0.00	0.11	0.078	O					4.68
3.417	0.00	0.11	0.077	O					4.65
3.500	0.00	0.11	0.076	O					4.63
3.583	0.00	0.11	0.075	O					4.60
3.667	0.00	0.11	0.075	O					4.58
3.750	0.00	0.11	0.074	O					4.56
3.833	0.00	0.11	0.073	O					4.53
3.917	0.00	0.11	0.072	O					4.51
4.000	0.00	0.11	0.071	O					4.48
4.083	0.00	0.11	0.071	O					4.46
4.167	0.00	0.11	0.070	O					4.43
4.250	0.00	0.11	0.069	O					4.41
4.333	0.00	0.11	0.068	O					4.38
4.417	0.00	0.11	0.068	O					4.36
4.500	0.00	0.11	0.067	O					4.34
4.583	0.00	0.11	0.066	O					4.31
4.667	0.00	0.11	0.065	O					4.29
4.750	0.00	0.11	0.064	O					4.26
4.833	0.00	0.11	0.064	O					4.24
4.917	0.00	0.11	0.063	O					4.21
5.000	0.00	0.11	0.062	O					4.19
5.083	0.00	0.11	0.061	O					4.16
5.167	0.00	0.11	0.060	O					4.14
5.250	0.00	0.11	0.060	O					4.12
5.333	0.00	0.11	0.059	O					4.09
5.417	0.00	0.11	0.058	O					4.07
5.500	0.00	0.11	0.057	O					4.04
5.583	0.00	0.11	0.057	O					4.02
5.667	0.00	0.11	0.056	O					3.99
5.750	0.00	0.11	0.055	O					3.96
5.833	0.00	0.11	0.054	O					3.93
5.917	0.00	0.11	0.053	O					3.90
6.000	0.00	0.11	0.053	O					3.87
6.083	0.00	0.11	0.052	O					3.84
6.167	0.00	0.11	0.051	O					3.81
6.250	0.00	0.11	0.050	O					3.78
6.333	0.00	0.11	0.050	O					3.74
6.417	0.00	0.11	0.049	O					3.71
6.500	0.00	0.11	0.048	O					3.68
6.583	0.00	0.11	0.047	O					3.65
6.667	0.00	0.11	0.046	O					3.62
6.750	0.00	0.11	0.046	O					3.59
6.833	0.00	0.11	0.045	O					3.56
6.917	0.00	0.11	0.044	O					3.53
7.000	0.00	0.11	0.043	O					3.50
7.083	0.00	0.11	0.043	O					3.46
7.167	0.00	0.11	0.042	O					3.43
7.250	0.00	0.11	0.041	O					3.40
7.333	0.00	0.11	0.040	O					3.37
7.417	0.00	0.11	0.040	O					3.34
7.500	0.00	0.11	0.039	O					3.31
7.583	0.00	0.11	0.038	O					3.28
7.667	0.00	0.11	0.037	O					3.25
7.750	0.00	0.11	0.036	O					3.22
7.833	0.00	0.11	0.036	O					3.19
7.917	0.00	0.11	0.035	O					3.16
8.000	0.00	0.11	0.034	O					3.12
8.083	0.00	0.11	0.033	O					3.09
8.167	0.00	0.11	0.033	O					3.06
8.250	0.00	0.11	0.032	O					3.03
8.333	0.00	0.11	0.031	O					3.00
8.417	0.00	0.11	0.030	O					2.96
8.500	0.00	0.11	0.029	O					2.91
8.583	0.00	0.11	0.029	O					2.87
8.667	0.00	0.11	0.028	O					2.82
8.750	0.00	0.11	0.027	O					2.78
8.833	0.00	0.11	0.026	O					2.73
8.917	0.00	0.11	0.026	O					2.68
9.000	0.00	0.11	0.025	O					2.64
9.083	0.00	0.11	0.024	O					2.59
9.167	0.00	0.11	0.023	O					2.55
9.250	0.00	0.11	0.023	O					2.50
9.333	0.00	0.11	0.022	O					2.46
9.417	0.00	0.11	0.021	O					2.41
9.500	0.00	0.11	0.020	O					2.37
9.583	0.00	0.11	0.019	O					2.32
9.667	0.00	0.11	0.019	O					2.28

```
 9.750    0.00    0.11      0.018  O       |       |       |       |     2.23
 9.833    0.00    0.11      0.017  O       |       |       |       |     2.19
 9.917    0.00    0.11      0.016  O       |       |       |       |     2.14
10.000    0.00    0.11      0.016  O       |       |       |       |     2.10
10.083    0.00    0.11      0.015  O       |       |       |       |     2.05
10.167    0.00    0.11      0.014  O       |       |       |       |     2.01
10.250    0.00    0.11      0.013  O       |       |       |       |     1.93
10.333    0.00    0.11      0.013  O       |       |       |       |     1.85
10.417    0.00    0.11      0.012  O       |       |       |       |     1.76
10.500    0.00    0.11      0.011  O       |       |       |       |     1.68
10.583    0.00    0.11      0.010  O       |       |       |       |     1.59
10.667    0.00    0.11      0.010  O       |       |       |       |     1.51
10.750    0.00    0.11      0.009  O       |       |       |       |     1.42
10.833    0.00    0.11      0.008  O       |       |       |       |     1.34
10.917    0.00    0.11      0.007  O       |       |       |       |     1.25
11.000    0.00    0.11      0.007  O       |       |       |       |     1.17
11.083    0.00    0.11      0.006  O       |       |       |       |     1.08
11.167    0.00    0.11      0.005  O       |       |       |       |     1.00
11.250    0.00    0.09      0.004  O       |       |       |       |     0.86

          Remaining water in basin =    0.00 (Ac.Ft)

          ***************************HYDROGRAPH DATA***************************
                              Number of intervals =   135
                              Time interval =    5.0 (Min.)
                              Maximum/Peak flow rate =        0.164 (CFS)
                              Total volume =       0.107 (Ac.Ft)
                    Status of hydrographs being held in storage
                               Stream 1  Stream 2  Stream 3  Stream 4  Stream 5
                    Peak (CFS)      0.000     0.000     0.000     0.000     0.000
                    Vol (Ac.Ft)      0.000     0.000     0.000     0.000     0.000
          **********************************************************************

          ----------------------------------------------------------------------
```

```
                    FLOOD HYDROGRAPH ROUTING PROGRAM
             Copyright (c) CIVILCADD/CIVILDESIGN, 1989 - 2004
                         Study date: 03/28/20

---------------------------------------------------------------------

Routing for Basin "FF"

---------------------------------------------------------------------

Program License Serial Number 4027

---------------------------------------------------------------------
******************** HYDROGRAPH INFORMATION *********************

                    From study/file name: f3100.rte
****************************HYDROGRAPH DATA****************************
                    Number of intervals =    39
                    Time interval =    5.0 (Min.)
                    Maximum/Peak flow rate =        1.837 (CFS)
                    Total volume =       0.146 (Ac.Ft)
          Status of hydrographs being held in storage
                     Stream 1  Stream 2  Stream 3  Stream 4  Stream 5
          Peak (CFS)      0.000     0.000     0.000     0.000     0.000
          Vol (Ac.Ft)      0.000     0.000     0.000     0.000     0.000
*********************************************************************

++++++++++++++++++++++++++++++++++++++++++++++++++++++++++++++++++++++
Process from Point/Station        0.000 to Point/Station        0.000
**** RETARDING BASIN ROUTING ****
_____________________________________________________________________

User entry of depth-outflow-storage data
---------------------------------------------------------------------
Total number of inflow hydrograph intervals = 39
Hydrograph time unit =  5.000 (Min.)
Initial depth in storage basin =   0.00(Ft.)
---------------------------------------------------------------------
---------------------------------------------------------------------
Initial basin depth =   0.00 (Ft.)
Initial basin storage =      0.00 (Ac.Ft)
Initial basin outflow =   0.00 (CFS)
---------------------------------------------------------------------
---------------------------------------------------------------------
Depth vs. Storage and Depth vs. Discharge data:
 Basin Depth  Storage    Outflow   (S-O*dt/2)   (S+O*dt/2)
     (Ft.)    (Ac.Ft)    (CFS)     (Ac.Ft)    (Ac.Ft)
---------------------------------------------------------------------
0.000      0.000      0.000      0.000        0.000
1.000      0.005      0.110      0.005        0.005
2.000      0.014      0.111      0.014        0.014
3.000      0.031      0.112      0.031        0.031
4.000      0.056      0.113      0.056        0.056
5.000      0.088      0.114      0.088        0.088
6.000      0.094      0.160      0.093        0.095
7.000      0.171      0.200      0.170        0.172
8.000      0.288      0.240      0.287        0.289
9.000      0.447      0.280      0.446        0.448
---------------------------------------------------------------------
                    Hydrograph Detention Basin Routing
---------------------------------------------------------------------

Graph values: 'I'= unit inflow; 'O'=outflow at time shown
---------------------------------------------------------------------
 Time   Inflow  Outflow    Storage                                    Depth
(Hours) (CFS)   (CFS)     (Ac.Ft) .0       0.5    0.92    1.38    1.84 (Ft.)
 0.083   0.09    0.01      0.000  OI      |       |       |       |     0.06
 0.167   0.18    0.02      0.001  O  I    |       |       |       |     0.22
 0.250   0.17    0.05      0.002  O  I    |       |       |       |     0.42
 0.333   0.20    0.07      0.003  |O I    |       |       |       |     0.60
 0.417   0.24    0.09      0.004  |O  I   |       |       |       |     0.80
 0.500   0.29    0.11      0.005  |O  I   |       |       |       |     1.01
 0.583   0.29    0.11      0.006  |O   I  |       |       |       |     1.15
 0.667   0.29    0.11      0.008  |O   I  |       |       |       |     1.29
 0.750   0.33    0.11      0.009  |O   I  |       |       |       |     1.44
 0.833   0.29    0.11      0.010  |O   I  |       |       |       |     1.59
 0.917   0.27    0.11      0.012  |O  I   |       |       |       |     1.73
 1.000   0.30    0.11      0.013  |O   I  |       |       |       |     1.86
 1.083   0.37    0.11      0.014  |O    I |       |       |       |     2.02
 1.167   0.42    0.11      0.016  |O     I|       |       |       |     2.14
 1.250   0.43    0.11      0.018  |O     I|       |       |       |     2.26
 1.333   0.41    0.11      0.021  |O     I|       |       |       |     2.39
 1.417   0.46    0.11      0.023  |O      I       |       |       |     2.52
 1.500   0.54    0.11      0.026  |O      |I      |       |       |     2.68
 1.583   0.53    0.11      0.028  |O      |I      |       |       |     2.85
 1.667   0.53    0.11      0.031  |O      |I      |       |       |     3.01
 1.750   0.63    0.11      0.035  |O      | I     |       |       |     3.14
```

1.833	0.68	0.11	0.038	|O	| I	|	|	|	3.29
1.917	0.65	0.11	0.042	|O	| I	|	|	|	3.44
2.000	0.64	0.11	0.046	|O	| I	|	|	|	3.59
2.083	0.66	0.11	0.049	|O	| I	|	|	|	3.74
2.167	0.80	0.11	0.054	|O	| I	|	|	|	3.91
2.250	1.02	0.11	0.059	|O	|	|I	|	|	4.10
2.333	0.96	0.11	0.065	|O	|	I	|	|	4.29
2.417	1.20	0.11	0.072	|O	|	| I	|	|	4.50
2.500	1.61	0.11	0.081	|O	|	|	| I	|	4.77
2.583	1.84	0.14	0.092	| O	|	|	|	I|	5.63
2.667	1.71	0.16	0.103	| O	|	|	| I	|	6.12
2.750	1.01	0.17	0.111	| O	|	|I	|	|	6.22
2.833	0.49	0.17	0.115	| O	I	|	|	|	6.27
2.917	0.37	0.17	0.117	| O I	|	|	|	|	6.30
3.000	0.19	0.17	0.118	| O	|	|	|	|	6.31
3.083	0.04	0.17	0.117	I O	|	|	|	|	6.30
3.167	0.01	0.17	0.116	I O	|	|	|	|	6.29
3.250	0.00	0.17	0.115	I O	|	|	|	|	6.27
3.333	0.00	0.17	0.114	I O	|	|	|	|	6.26
3.417	0.00	0.17	0.113	I O	|	|	|	|	6.24
3.500	0.00	0.17	0.112	I O	|	|	|	|	6.23
3.583	0.00	0.17	0.110	I O	|	|	|	|	6.21
3.667	0.00	0.17	0.109	I O	|	|	|	|	6.20
3.750	0.00	0.17	0.108	I O	|	|	|	|	6.18
3.833	0.00	0.17	0.107	I O	|	|	|	|	6.17
3.917	0.00	0.17	0.106	I O	|	|	|	|	6.15
4.000	0.00	0.17	0.105	I O	|	|	|	|	6.14
4.083	0.00	0.16	0.104	I O	|	|	|	|	6.12
4.167	0.00	0.16	0.102	I O	|	|	|	|	6.11
4.250	0.00	0.16	0.101	I O	|	|	|	|	6.09
4.333	0.00	0.16	0.100	I O	|	|	|	|	6.08
4.417	0.00	0.16	0.099	I O	|	|	|	|	6.07
4.500	0.00	0.16	0.098	I O	|	|	|	|	6.05
4.583	0.00	0.16	0.097	I O	|	|	|	|	6.04
4.667	0.00	0.16	0.096	I O	|	|	|	|	6.02
4.750	0.00	0.16	0.095	I O	|	|	|	|	6.01
4.833	0.00	0.16	0.093	I O	|	|	|	|	5.92
4.917	0.00	0.15	0.092	I O	|	|	|	|	5.74
5.000	0.00	0.14	0.091	I O	|	|	|	|	5.58
5.083	0.00	0.13	0.091	I O	|	|	|	|	5.42
5.167	0.00	0.13	0.090	I O	|	|	|	|	5.27
5.250	0.00	0.12	0.089	I O	|	|	|	|	5.13
5.333	0.00	0.11	0.088	IO	|	|	|	|	5.00
5.417	0.00	0.11	0.087	IO	|	|	|	|	4.97
5.500	0.00	0.11	0.086	IO	|	|	|	|	4.95
5.583	0.00	0.11	0.086	IO	|	|	|	|	4.93
5.667	0.00	0.11	0.085	IO	|	|	|	|	4.90
5.750	0.00	0.11	0.084	IO	|	|	|	|	4.88
5.833	0.00	0.11	0.083	IO	|	|	|	|	4.85
5.917	0.00	0.11	0.082	IO	|	|	|	|	4.83
6.000	0.00	0.11	0.082	IO	|	|	|	|	4.80
6.083	0.00	0.11	0.081	IO	|	|	|	|	4.78
6.167	0.00	0.11	0.080	IO	|	|	|	|	4.75
6.250	0.00	0.11	0.079	IO	|	|	|	|	4.73
6.333	0.00	0.11	0.079	IO	|	|	|	|	4.70
6.417	0.00	0.11	0.078	IO	|	|	|	|	4.68
6.500	0.00	0.11	0.077	IO	|	|	|	|	4.66
6.583	0.00	0.11	0.076	IO	|	|	|	|	4.63
6.667	0.00	0.11	0.075	IO	|	|	|	|	4.61
6.750	0.00	0.11	0.075	IO	|	|	|	|	4.58
6.833	0.00	0.11	0.074	IO	|	|	|	|	4.56
6.917	0.00	0.11	0.073	IO	|	|	|	|	4.53
7.000	0.00	0.11	0.072	IO	|	|	|	|	4.51
7.083	0.00	0.11	0.072	IO	|	|	|	|	4.48
7.167	0.00	0.11	0.071	IO	|	|	|	|	4.46
7.250	0.00	0.11	0.070	IO	|	|	|	|	4.44
7.333	0.00	0.11	0.069	IO	|	|	|	|	4.41
7.417	0.00	0.11	0.068	IO	|	|	|	|	4.39
7.500	0.00	0.11	0.068	IO	|	|	|	|	4.36
7.583	0.00	0.11	0.067	IO	|	|	|	|	4.34
7.667	0.00	0.11	0.066	IO	|	|	|	|	4.31
7.750	0.00	0.11	0.065	IO	|	|	|	|	4.29
7.833	0.00	0.11	0.064	IO	|	|	|	|	4.27
7.917	0.00	0.11	0.064	IO	|	|	|	|	4.24
8.000	0.00	0.11	0.063	IO	|	|	|	|	4.22
8.083	0.00	0.11	0.062	IO	|	|	|	|	4.19
8.167	0.00	0.11	0.061	IO	|	|	|	|	4.17
8.250	0.00	0.11	0.061	IO	|	|	|	|	4.14
8.333	0.00	0.11	0.060	IO	|	|	|	|	4.12
8.417	0.00	0.11	0.059	IO	|	|	|	|	4.09
8.500	0.00	0.11	0.058	IO	|	|	|	|	4.07
8.583	0.00	0.11	0.057	IO	|	|	|	|	4.05
8.667	0.00	0.11	0.057	IO	|	|	|	|	4.02
8.750	0.00	0.11	0.056	IO	|	|	|	|	4.00
8.833	0.00	0.11	0.055	IO	|	|	|	|	3.97
8.917	0.00	0.11	0.054	IO	|	|	|	|	3.93
9.000	0.00	0.11	0.054	IO	|	|	|	|	3.90
9.083	0.00	0.11	0.053	IO	|	|	|	|	3.87
9.167	0.00	0.11	0.052	IO	|	|	|	|	3.84
9.250	0.00	0.11	0.051	IO	|	|	|	|	3.81
9.333	0.00	0.11	0.050	IO	|	|	|	|	3.78
9.417	0.00	0.11	0.050	IO	|	|	|	|	3.75
9.500	0.00	0.11	0.049	IO	|	|	|	|	3.72
9.583	0.00	0.11	0.048	IO	|	|	|	|	3.69
9.667	0.00	0.11	0.047	IO	|	|	|	|	3.65

9.750	0.00	0.11	0.047	IO	|	|	|	|	3.62
9.833	0.00	0.11	0.046	IO	|	|	|	|	3.59
9.917	0.00	0.11	0.045	IO	|	|	|	|	3.56
10.000	0.00	0.11	0.044	IO	|	|	|	|	3.53
10.083	0.00	0.11	0.043	IO	|	|	|	|	3.50
10.167	0.00	0.11	0.043	IO	|	|	|	|	3.47
10.250	0.00	0.11	0.042	IO	|	|	|	|	3.44
10.333	0.00	0.11	0.041	IO	|	|	|	|	3.41
10.417	0.00	0.11	0.040	IO	|	|	|	|	3.38
10.500	0.00	0.11	0.040	IO	|	|	|	|	3.34
10.583	0.00	0.11	0.039	IO	|	|	|	|	3.31
10.667	0.00	0.11	0.038	IO	|	|	|	|	3.28
10.750	0.00	0.11	0.037	IO	|	|	|	|	3.25
10.833	0.00	0.11	0.037	IO	|	|	|	|	3.22
10.917	0.00	0.11	0.036	IO	|	|	|	|	3.19
11.000	0.00	0.11	0.035	IO	|	|	|	|	3.16
11.083	0.00	0.11	0.034	IO	|	|	|	|	3.13
11.167	0.00	0.11	0.033	IO	|	|	|	|	3.10
11.250	0.00	0.11	0.033	IO	|	|	|	|	3.07
11.333	0.00	0.11	0.032	IO	|	|	|	|	3.04
11.417	0.00	0.11	0.031	IO	|	|	|	|	3.00
11.500	0.00	0.11	0.030	IO	|	|	|	|	2.96
11.583	0.00	0.11	0.030	IO	|	|	|	|	2.92
11.667	0.00	0.11	0.029	IO	|	|	|	|	2.87
11.750	0.00	0.11	0.028	IO	|	|	|	|	2.83
11.833	0.00	0.11	0.027	IO	|	|	|	|	2.78
11.917	0.00	0.11	0.026	IO	|	|	|	|	2.74
12.000	0.00	0.11	0.026	IO	|	|	|	|	2.69
12.083	0.00	0.11	0.025	IO	|	|	|	|	2.64
12.167	0.00	0.11	0.024	IO	|	|	|	|	2.60
12.250	0.00	0.11	0.023	IO	|	|	|	|	2.55
12.333	0.00	0.11	0.023	IO	|	|	|	|	2.51
12.417	0.00	0.11	0.022	IO	|	|	|	|	2.46
12.500	0.00	0.11	0.021	IO	|	|	|	|	2.42
12.583	0.00	0.11	0.020	IO	|	|	|	|	2.37
12.667	0.00	0.11	0.020	IO	|	|	|	|	2.33
12.750	0.00	0.11	0.019	IO	|	|	|	|	2.28
12.833	0.00	0.11	0.018	IO	|	|	|	|	2.24
12.917	0.00	0.11	0.017	IO	|	|	|	|	2.19
13.000	0.00	0.11	0.017	IO	|	|	|	|	2.15
13.083	0.00	0.11	0.016	IO	|	|	|	|	2.10
13.167	0.00	0.11	0.015	IO	|	|	|	|	2.06
13.250	0.00	0.11	0.014	IO	|	|	|	|	2.01
13.333	0.00	0.11	0.013	IO	|	|	|	|	1.94
13.417	0.00	0.11	0.013	IO	|	|	|	|	1.86
13.500	0.00	0.11	0.012	IO	|	|	|	|	1.77
13.583	0.00	0.11	0.011	IO	|	|	|	|	1.69
13.667	0.00	0.11	0.010	IO	|	|	|	|	1.60
13.750	0.00	0.11	0.010	IO	|	|	|	|	1.52
13.833	0.00	0.11	0.009	IO	|	|	|	|	1.43
13.917	0.00	0.11	0.008	IO	|	|	|	|	1.35
14.000	0.00	0.11	0.007	IO	|	|	|	|	1.26
14.083	0.00	0.11	0.007	IO	|	|	|	|	1.18
14.167	0.00	0.11	0.006	IO	|	|	|	|	1.09
14.250	0.00	0.11	0.005	IO	|	|	|	|	1.01
14.333	0.00	0.10	0.004	IO	|	|	|	|	0.88

Remaining water in basin = 0.00 (Ac.Ft)

```
****************************HYDROGRAPH DATA****************************
                    Number of intervals =   172
                    Time interval =    5.0 (Min.)
                    Maximum/Peak flow rate =        0.172 (CFS)
                    Total volume =       0.142 (Ac.Ft)
          Status of hydrographs being held in storage
                     Stream 1  Stream 2  Stream 3  Stream 4  Stream 5
          Peak (CFS)      0.000     0.000     0.000     0.000     0.000
          Vol (Ac.Ft)      0.000     0.000     0.000     0.000     0.000
*********************************************************************

---------------------------------------------------------------------
```

```
                    FLOOD HYDROGRAPH ROUTING PROGRAM
             Copyright (c) CIVILCADD/CIVILDESIGN, 1989 - 2004
                         Study date: 03/28/20

---------------------------------------------------------------------

Routing for Basin "FF"

---------------------------------------------------------------------

Program License Serial Number 4027

---------------------------------------------------------------------
******************** HYDROGRAPH INFORMATION *********************

                    From study/file name: f6100.rte
****************************HYDROGRAPH DATA****************************
                    Number of intervals =    75
                    Time interval =    5.0 (Min.)
                    Maximum/Peak flow rate =        1.555 (CFS)
                    Total volume =       0.164 (Ac.Ft)
          Status of hydrographs being held in storage
                     Stream 1  Stream 2  Stream 3  Stream 4  Stream 5
          Peak (CFS)      0.000     0.000     0.000     0.000     0.000
          Vol (Ac.Ft)      0.000     0.000     0.000     0.000     0.000
*********************************************************************

++++++++++++++++++++++++++++++++++++++++++++++++++++++++++++++++++++++
Process from Point/Station        0.000 to Point/Station        0.000
**** RETARDING BASIN ROUTING ****
______________________________________________________________________

User entry of depth-outflow-storage data
---------------------------------------------------------------------
Total number of inflow hydrograph intervals = 75
Hydrograph time unit =  5.000 (Min.)
Initial depth in storage basin =   0.00(Ft.)
---------------------------------------------------------------------
---------------------------------------------------------------------
Initial basin depth =   0.00 (Ft.)
Initial basin storage =      0.00 (Ac.Ft)
Initial basin outflow =   0.00 (CFS)
---------------------------------------------------------------------
---------------------------------------------------------------------
Depth vs. Storage and Depth vs. Discharge data:
 Basin Depth  Storage    Outflow   (S-O*dt/2)   (S+O*dt/2)
     (Ft.)    (Ac.Ft)    (CFS)     (Ac.Ft)    (Ac.Ft)
---------------------------------------------------------------------
0.000      0.000      0.000      0.000        0.000
1.000      0.005      0.110      0.005        0.005
2.000      0.014      0.111      0.014        0.014
3.000      0.031      0.112      0.031        0.031
4.000      0.056      0.113      0.056        0.056
5.000      0.088      0.114      0.088        0.088
6.000      0.094      0.160      0.093        0.095
7.000      0.171      0.200      0.170        0.172
8.000      0.288      0.240      0.287        0.289
9.000      0.447      0.280      0.446        0.448
---------------------------------------------------------------------
                    Hydrograph Detention Basin Routing
---------------------------------------------------------------------

Graph values: 'I'= unit inflow; 'O'=outflow at time shown
---------------------------------------------------------------------
 Time   Inflow  Outflow    Storage                                    Depth
(Hours) (CFS)   (CFS)     (Ac.Ft) .0       0.4    0.78    1.17    1.55 (Ft.)
 0.083   0.01    0.00      0.000  O       |       |       |       |     0.01
 0.167   0.04    0.00      0.000  O       |       |       |       |     0.04
 0.250   0.06    0.01      0.000  OI      |       |       |       |     0.10
 0.333   0.06    0.02      0.001  OI      |       |       |       |     0.16
 0.417   0.06    0.02      0.001  OI      |       |       |       |     0.22
 0.500   0.08    0.03      0.001  OI      |       |       |       |     0.28
 0.583   0.09    0.04      0.002  OI      |       |       |       |     0.35
 0.667   0.10    0.05      0.002  OI      |       |       |       |     0.42
 0.750   0.10    0.05      0.002  |O      |       |       |       |     0.48
 0.833   0.10    0.06      0.003  |O      |       |       |       |     0.54
 0.917   0.10    0.06      0.003  |O      |       |       |       |     0.59
 1.000   0.11    0.07      0.003  |OI     |       |       |       |     0.64
 1.083   0.13    0.08      0.004  |OI     |       |       |       |     0.70
 1.167   0.13    0.08      0.004  |OI     |       |       |       |     0.77
 1.250   0.13    0.09      0.004  |OI     |       |       |       |     0.82
 1.333   0.13    0.10      0.004  |OI     |       |       |       |     0.87
 1.417   0.13    0.10      0.005  | O     |       |       |       |     0.92
 1.500   0.13    0.11      0.005  | O     |       |       |       |     0.95
 1.583   0.13    0.11      0.005  | O     |       |       |       |     0.99
 1.667   0.13    0.11      0.005  | O     |       |       |       |     1.01
 1.750   0.13    0.11      0.005  | O     |       |       |       |     1.02
```

```
1.833    0.13    0.11      0.005  | O     |       |       |       |     1.04
1.917    0.13    0.11      0.005  | O     |       |       |       |     1.05
2.000    0.15    0.11      0.006  | O     |       |       |       |     1.08
2.083    0.15    0.11      0.006  | O     |       |       |       |     1.10
2.167    0.15    0.11      0.006  | OI    |       |       |       |     1.13
2.250    0.16    0.11      0.006  | OI    |       |       |       |     1.16
2.333    0.16    0.11      0.007  | OI    |       |       |       |     1.20
2.417    0.16    0.11      0.007  | OI    |       |       |       |     1.24
2.500    0.16    0.11      0.008  | OI    |       |       |       |     1.29
2.583    0.16    0.11      0.008  | OI    |       |       |       |     1.33
2.667    0.16    0.11      0.008  | OI    |       |       |       |     1.37
2.750    0.18    0.11      0.009  | OI    |       |       |       |     1.41
2.833    0.19    0.11      0.009  | OI    |       |       |       |     1.47
2.917    0.20    0.11      0.010  | O I   |       |       |       |     1.54
3.000    0.20    0.11      0.010  | O I   |       |       |       |     1.60
3.083    0.20    0.11      0.011  | O I   |       |       |       |     1.67
3.167    0.21    0.11      0.012  | O I   |       |       |       |     1.74
3.250    0.23    0.11      0.012  | O I   |       |       |       |     1.82
3.333    0.23    0.11      0.013  | O I   |       |       |       |     1.91
3.417    0.25    0.11      0.014  | O  I  |       |       |       |     2.01
3.500    0.28    0.11      0.015  | O  I  |       |       |       |     2.07
3.583    0.31    0.11      0.016  | O   I |       |       |       |     2.14
3.667    0.33    0.11      0.018  | O   I |       |       |       |     2.22
3.750    0.35    0.11      0.019  | O    I|       |       |       |     2.32
3.833    0.36    0.11      0.021  | O    I|       |       |       |     2.41
3.917    0.38    0.11      0.023  | O    I|       |       |       |     2.52
4.000    0.40    0.11      0.025  | O     I       |       |       |     2.63
4.083    0.41    0.11      0.027  | O     I       |       |       |     2.75
4.167    0.44    0.11      0.029  | O     |I      |       |       |     2.88
4.250    0.48    0.11      0.031  | O     |I      |       |       |     3.01
4.333    0.51    0.11      0.034  | O     | I     |       |       |     3.12
4.417    0.54    0.11      0.037  | O     |  I    |       |       |     3.23
4.500    0.56    0.11      0.040  | O     |  I    |       |       |     3.35
4.583    0.58    0.11      0.043  | O     |  I    |       |       |     3.48
4.667    0.61    0.11      0.046  | O     |   I   |       |       |     3.61
4.750    0.64    0.11      0.050  | O     |    I  |       |       |     3.75
4.833    0.66    0.11      0.054  | O     |    I  |       |       |     3.90
4.917    0.68    0.11      0.057  | O     |     I |       |       |     4.05
5.000    0.71    0.11      0.061  | O     |     I |       |       |     4.17
5.083    0.81    0.11      0.066  | O     |       I       |       |     4.31
5.167    0.96    0.11      0.071  | O     |       |  I    |       |     4.48
5.250    1.09    0.11      0.077  | O     |       |    I  |       |     4.67
5.333    1.20    0.11      0.085  | O     |       |       I       |     4.89
5.417    1.33    0.15      0.092  |  O    |       |       |  I    |     5.74
5.500    1.55    0.16      0.101  |  O    |       |       |       I     6.10
5.583    1.15    0.17      0.109  |  O    |       |      I|       |     6.20
5.667    0.48    0.17      0.114  |  O    |I      |       |       |     6.26
5.750    0.19    0.17      0.115  |  O    |       |       |       |     6.27
5.833    0.07    0.17      0.115  |I O    |       |       |       |     6.27
5.917    0.05    0.17      0.114  |I O    |       |       |       |     6.26
6.000    0.05    0.17      0.113  I  O    |       |       |       |     6.25
6.083    0.02    0.17      0.112  I  O    |       |       |       |     6.24
6.167    0.00    0.17      0.111  I  O    |       |       |       |     6.22
6.250    0.00    0.17      0.110  I  O    |       |       |       |     6.21
6.333    0.00    0.17      0.109  I  O    |       |       |       |     6.19
6.417    0.00    0.17      0.108  I  O    |       |       |       |     6.18
6.500    0.00    0.17      0.107  I  O    |       |       |       |     6.16
6.583    0.00    0.17      0.105  I  O    |       |       |       |     6.15
6.667    0.00    0.17      0.104  I  O    |       |       |       |     6.13
6.750    0.00    0.16      0.103  I  O    |       |       |       |     6.12
6.833    0.00    0.16      0.102  I  O    |       |       |       |     6.10
6.917    0.00    0.16      0.101  I  O    |       |       |       |     6.09
7.000    0.00    0.16      0.100  I  O    |       |       |       |     6.07
7.083    0.00    0.16      0.099  I  O    |       |       |       |     6.06
7.167    0.00    0.16      0.098  I  O    |       |       |       |     6.05
7.250    0.00    0.16      0.096  I  O    |       |       |       |     6.03
7.333    0.00    0.16      0.095  I  O    |       |       |       |     6.02
7.417    0.00    0.16      0.094  I  O    |       |       |       |     6.00
7.500    0.00    0.15      0.093  I  O    |       |       |       |     5.85
7.583    0.00    0.15      0.092  I O     |       |       |       |     5.68
7.667    0.00    0.14      0.091  I O     |       |       |       |     5.52
7.750    0.00    0.13      0.090  I O     |       |       |       |     5.36
7.833    0.00    0.12      0.089  I O     |       |       |       |     5.22
7.917    0.00    0.12      0.088  I O     |       |       |       |     5.08
8.000    0.00    0.11      0.088  I O     |       |       |       |     4.99
8.083    0.00    0.11      0.087  I O     |       |       |       |     4.97
8.167    0.00    0.11      0.086  I O     |       |       |       |     4.94
8.250    0.00    0.11      0.085  I O     |       |       |       |     4.92
8.333    0.00    0.11      0.085  I O     |       |       |       |     4.89
8.417    0.00    0.11      0.084  I O     |       |       |       |     4.87
8.500    0.00    0.11      0.083  I O     |       |       |       |     4.84
8.583    0.00    0.11      0.082  I O     |       |       |       |     4.82
8.667    0.00    0.11      0.081  I O     |       |       |       |     4.79
8.750    0.00    0.11      0.081  I O     |       |       |       |     4.77
8.833    0.00    0.11      0.080  I O     |       |       |       |     4.74
8.917    0.00    0.11      0.079  I O     |       |       |       |     4.72
9.000    0.00    0.11      0.078  I O     |       |       |       |     4.70
9.083    0.00    0.11      0.077  I O     |       |       |       |     4.67
9.167    0.00    0.11      0.077  I O     |       |       |       |     4.65
9.250    0.00    0.11      0.076  I O     |       |       |       |     4.62
9.333    0.00    0.11      0.075  I O     |       |       |       |     4.60
9.417    0.00    0.11      0.074  I O     |       |       |       |     4.57
9.500    0.00    0.11      0.074  I O     |       |       |       |     4.55
9.583    0.00    0.11      0.073  I O     |       |       |       |     4.52
9.667    0.00    0.11      0.072  I O     |       |       |       |     4.50
```

9.750	0.00	0.11	0.071	I O	|	|	|	4.48
9.833	0.00	0.11	0.070	I O	|	|	|	4.45
9.917	0.00	0.11	0.070	I O	|	|	|	4.43
10.000	0.00	0.11	0.069	I O	|	|	|	4.40
10.083	0.00	0.11	0.068	I O	|	|	|	4.38
10.167	0.00	0.11	0.067	I O	|	|	|	4.35
10.250	0.00	0.11	0.067	I O	|	|	|	4.33
10.333	0.00	0.11	0.066	I O	|	|	|	4.30
10.417	0.00	0.11	0.065	I O	|	|	|	4.28
10.500	0.00	0.11	0.064	I O	|	|	|	4.26
10.583	0.00	0.11	0.063	I O	|	|	|	4.23
10.667	0.00	0.11	0.063	I O	|	|	|	4.21
10.750	0.00	0.11	0.062	I O	|	|	|	4.18
10.833	0.00	0.11	0.061	I O	|	|	|	4.16
10.917	0.00	0.11	0.060	I O	|	|	|	4.13
11.000	0.00	0.11	0.060	I O	|	|	|	4.11
11.083	0.00	0.11	0.059	I O	|	|	|	4.09
11.167	0.00	0.11	0.058	I O	|	|	|	4.06
11.250	0.00	0.11	0.057	I O	|	|	|	4.04
11.333	0.00	0.11	0.056	I O	|	|	|	4.01
11.417	0.00	0.11	0.056	I O	|	|	|	3.99
11.500	0.00	0.11	0.055	I O	|	|	|	3.95
11.583	0.00	0.11	0.054	I O	|	|	|	3.92
11.667	0.00	0.11	0.053	I O	|	|	|	3.89
11.750	0.00	0.11	0.053	I O	|	|	|	3.86
11.833	0.00	0.11	0.052	I O	|	|	|	3.83
11.917	0.00	0.11	0.051	I O	|	|	|	3.80
12.000	0.00	0.11	0.050	I O	|	|	|	3.77
12.083	0.00	0.11	0.049	I O	|	|	|	3.74
12.167	0.00	0.11	0.049	I O	|	|	|	3.71
12.250	0.00	0.11	0.048	I O	|	|	|	3.67
12.333	0.00	0.11	0.047	I O	|	|	|	3.64
12.417	0.00	0.11	0.046	I O	|	|	|	3.61
12.500	0.00	0.11	0.046	I O	|	|	|	3.58
12.583	0.00	0.11	0.045	I O	|	|	|	3.55
12.667	0.00	0.11	0.044	I O	|	|	|	3.52
12.750	0.00	0.11	0.043	I O	|	|	|	3.49
12.833	0.00	0.11	0.042	I O	|	|	|	3.46
12.917	0.00	0.11	0.042	I O	|	|	|	3.43
13.000	0.00	0.11	0.041	I O	|	|	|	3.40
13.083	0.00	0.11	0.040	I O	|	|	|	3.36
13.167	0.00	0.11	0.039	I O	|	|	|	3.33
13.250	0.00	0.11	0.039	I O	|	|	|	3.30
13.333	0.00	0.11	0.038	I O	|	|	|	3.27
13.417	0.00	0.11	0.037	I O	|	|	|	3.24
13.500	0.00	0.11	0.036	I O	|	|	|	3.21
13.583	0.00	0.11	0.035	I O	|	|	|	3.18
13.667	0.00	0.11	0.035	I O	|	|	|	3.15
13.750	0.00	0.11	0.034	I O	|	|	|	3.12
13.833	0.00	0.11	0.033	I O	|	|	|	3.09
13.917	0.00	0.11	0.032	I O	|	|	|	3.06
14.000	0.00	0.11	0.032	I O	|	|	|	3.02
14.083	0.00	0.11	0.031	I O	|	|	|	2.99
14.167	0.00	0.11	0.030	I O	|	|	|	2.95
14.250	0.00	0.11	0.029	I O	|	|	|	2.90
14.333	0.00	0.11	0.029	I O	|	|	|	2.85
14.417	0.00	0.11	0.028	I O	|	|	|	2.81
14.500	0.00	0.11	0.027	I O	|	|	|	2.76
14.583	0.00	0.11	0.026	I O	|	|	|	2.72
14.667	0.00	0.11	0.025	I O	|	|	|	2.67
14.750	0.00	0.11	0.025	I O	|	|	|	2.63
14.833	0.00	0.11	0.024	I O	|	|	|	2.58
14.917	0.00	0.11	0.023	I O	|	|	|	2.54
15.000	0.00	0.11	0.022	I O	|	|	|	2.49
15.083	0.00	0.11	0.022	I O	|	|	|	2.45
15.167	0.00	0.11	0.021	I O	|	|	|	2.40
15.250	0.00	0.11	0.020	I O	|	|	|	2.36
15.333	0.00	0.11	0.019	I O	|	|	|	2.31
15.417	0.00	0.11	0.019	I O	|	|	|	2.27
15.500	0.00	0.11	0.018	I O	|	|	|	2.22
15.583	0.00	0.11	0.017	I O	|	|	|	2.18
15.667	0.00	0.11	0.016	I O	|	|	|	2.13
15.750	0.00	0.11	0.015	I O	|	|	|	2.09
15.833	0.00	0.11	0.015	I O	|	|	|	2.04
15.917	0.00	0.11	0.014	I O	|	|	|	1.99
16.000	0.00	0.11	0.013	I O	|	|	|	1.91
16.083	0.00	0.11	0.012	I O	|	|	|	1.82
16.167	0.00	0.11	0.012	I O	|	|	|	1.74
16.250	0.00	0.11	0.011	I O	|	|	|	1.65
16.333	0.00	0.11	0.010	I O	|	|	|	1.57
16.417	0.00	0.11	0.009	I O	|	|	|	1.49
16.500	0.00	0.11	0.009	I O	|	|	|	1.40
16.583	0.00	0.11	0.008	I O	|	|	|	1.32
16.667	0.00	0.11	0.007	I O	|	|	|	1.23
16.750	0.00	0.11	0.006	I O	|	|	|	1.15
16.833	0.00	0.11	0.006	I O	|	|	|	1.06
16.917	0.00	0.11	0.005	I O	|	|	|	0.97
17.000	0.00	0.09	0.004	IO	|	|	|	0.83

Remaining water in basin = 0.00 (Ac.Ft)

**********HYDROGRAPH DATA**********
Number of intervals = 204

```
                    Time interval =    5.0 (Min.)
                    Maximum/Peak flow rate =        0.171 (CFS)
                    Total volume =       0.160 (Ac.Ft)
          Status of hydrographs being held in storage
                     Stream 1  Stream 2  Stream 3  Stream 4  Stream 5
          Peak (CFS)      0.000     0.000     0.000     0.000     0.000
          Vol (Ac.Ft)      0.000     0.000     0.000     0.000     0.000
**********************************************************************

----------------------------------------------------------------------
```

```
                    FLOOD HYDROGRAPH ROUTING PROGRAM
             Copyright (c) CIVILCADD/CIVILDESIGN, 1989 - 2004
                         Study date: 03/28/20

---------------------------------------------------------------------

Routing for Basin "FF"

---------------------------------------------------------------------

Program License Serial Number 4027

---------------------------------------------------------------------
******************** HYDROGRAPH INFORMATION *********************

                     From study/file name: f24100.rte
****************************HYDROGRAPH DATA****************************
                     Number of intervals =   291
                     Time interval =    5.0 (Min.)
                     Maximum/Peak flow rate =        0.497 (CFS)
                     Total volume =       0.230 (Ac.Ft)
          Status of hydrographs being held in storage
                      Stream 1  Stream 2  Stream 3  Stream 4  Stream 5
          Peak (CFS)      0.000     0.000     0.000     0.000     0.000
          Vol (Ac.Ft)      0.000     0.000     0.000     0.000     0.000
*********************************************************************


++++++++++++++++++++++++++++++++++++++++++++++++++++++++++++++++++++++
Process from Point/Station        0.000 to Point/Station        0.000
**** RETARDING BASIN ROUTING ****
______________________________________________________________________

User entry of depth-outflow-storage data
---------------------------------------------------------------------
Total number of inflow hydrograph intervals = 291
Hydrograph time unit =  5.000 (Min.)
Initial depth in storage basin =   0.00(Ft.)
---------------------------------------------------------------------
---------------------------------------------------------------------
Initial basin depth =   0.00 (Ft.)
Initial basin storage =      0.00 (Ac.Ft)
Initial basin outflow =   0.00 (CFS)
---------------------------------------------------------------------
---------------------------------------------------------------------
Depth vs. Storage and Depth vs. Discharge data:
 Basin Depth  Storage    Outflow   (S-O*dt/2)   (S+O*dt/2)
     (Ft.)    (Ac.Ft)    (CFS)     (Ac.Ft)    (Ac.Ft)
---------------------------------------------------------------------
0.000      0.000      0.000      0.000        0.000
1.000      0.005      0.110      0.005        0.005
2.000      0.014      0.111      0.014        0.014
3.000      0.031      0.112      0.031        0.031
4.000      0.056      0.113      0.056        0.056
5.000      0.088      0.114      0.088        0.088
6.000      0.094      0.160      0.093        0.095
7.000      0.171      0.200      0.170        0.172
8.000      0.288      0.240      0.287        0.289
9.000      0.447      0.280      0.446        0.448
---------------------------------------------------------------------
                     Hydrograph Detention Basin Routing
---------------------------------------------------------------------

Graph values: 'I'= unit inflow; 'O'=outflow at time shown
---------------------------------------------------------------------
 Time   Inflow  Outflow    Storage                                    Depth
(Hours) (CFS)   (CFS)     (Ac.Ft) .0       0.1    0.25    0.37    0.50 (Ft.)
 0.083   0.01    0.00      0.000  O       |       |       |       |     0.01
 0.167   0.02    0.00      0.000  OI      |       |       |       |     0.02
 0.250   0.02    0.00      0.000  OI      |       |       |       |     0.04
 0.333   0.03    0.01      0.000  OI      |       |       |       |     0.07
 0.417   0.03    0.01      0.000  OI      |       |       |       |     0.09
 0.500   0.03    0.01      0.001  O I     |       |       |       |     0.12
 0.583   0.03    0.02      0.001  |OI     |       |       |       |     0.14
 0.667   0.03    0.02      0.001  |OI     |       |       |       |     0.16
 0.750   0.03    0.02      0.001  |OI     |       |       |       |     0.18
 0.833   0.04    0.02      0.001  |OI     |       |       |       |     0.20
 0.917   0.04    0.02      0.001  |OI     |       |       |       |     0.22
 1.000   0.04    0.03      0.001  |OI     |       |       |       |     0.24
 1.083   0.04    0.03      0.001  |OI     |       |       |       |     0.26
 1.167   0.03    0.03      0.001  |OI     |       |       |       |     0.27
 1.250   0.03    0.03      0.001  |OI     |       |       |       |     0.27
 1.333   0.03    0.03      0.001  |OI     |       |       |       |     0.27
 1.417   0.03    0.03      0.001  |OI     |       |       |       |     0.28
 1.500   0.03    0.03      0.001  |OI     |       |       |       |     0.28
 1.583   0.03    0.03      0.001  |OI     |       |       |       |     0.28
 1.667   0.03    0.03      0.001  |OI     |       |       |       |     0.28
 1.750   0.03    0.03      0.001  |OI     |       |       |       |     0.28
```

```
1.833    0.04    0.03      0.001  | O     |       |       |       |     0.28
1.917    0.04    0.03      0.001  | O     |       |       |       |     0.29
2.000    0.04    0.03      0.002  | O     |       |       |       |     0.31
2.083    0.04    0.03      0.002  | O     |       |       |       |     0.32
2.167    0.04    0.04      0.002  | O     |       |       |       |     0.33
2.250    0.04    0.04      0.002  | O     |       |       |       |     0.33
2.333    0.04    0.04      0.002  | O     |       |       |       |     0.34
2.417    0.04    0.04      0.002  | O     |       |       |       |     0.35
2.500    0.04    0.04      0.002  | O     |       |       |       |     0.35
2.583    0.05    0.04      0.002  | OI    |       |       |       |     0.36
2.667    0.05    0.04      0.002  | OI    |       |       |       |     0.37
2.750    0.05    0.04      0.002  | OI    |       |       |       |     0.39
2.833    0.05    0.04      0.002  | OI    |       |       |       |     0.40
2.917    0.05    0.05      0.002  | OI    |       |       |       |     0.41
3.000    0.05    0.05      0.002  | OI    |       |       |       |     0.42
3.083    0.05    0.05      0.002  |  O    |       |       |       |     0.43
3.167    0.05    0.05      0.002  |  O    |       |       |       |     0.43
3.250    0.05    0.05      0.002  |  O    |       |       |       |     0.44
3.333    0.05    0.05      0.002  |  O    |       |       |       |     0.45
3.417    0.05    0.05      0.002  |  O    |       |       |       |     0.45
3.500    0.05    0.05      0.002  |  O    |       |       |       |     0.45
3.583    0.05    0.05      0.002  |  O    |       |       |       |     0.46
3.667    0.05    0.05      0.002  |  O    |       |       |       |     0.46
3.750    0.05    0.05      0.002  |  O    |       |       |       |     0.46
3.833    0.06    0.05      0.002  |  O    |       |       |       |     0.47
3.917    0.06    0.05      0.002  |  O    |       |       |       |     0.48
4.000    0.06    0.05      0.002  |  OI   |       |       |       |     0.49
4.083    0.06    0.06      0.003  |  OI   |       |       |       |     0.50
4.167    0.06    0.06      0.003  |  OI   |       |       |       |     0.51
4.250    0.06    0.06      0.003  |  OI   |       |       |       |     0.52
4.333    0.07    0.06      0.003  |  OI   |       |       |       |     0.53
4.417    0.07    0.06      0.003  |  OI   |       |       |       |     0.55
4.500    0.07    0.06      0.003  |  OI   |       |       |       |     0.56
4.583    0.07    0.06      0.003  |   O   |       |       |       |     0.58
4.667    0.07    0.06      0.003  |   O   |       |       |       |     0.59
4.750    0.07    0.07      0.003  |   O   |       |       |       |     0.60
4.833    0.08    0.07      0.003  |   OI  |       |       |       |     0.61
4.917    0.08    0.07      0.003  |   OI  |       |       |       |     0.63
5.000    0.08    0.07      0.003  |   OI  |       |       |       |     0.65
5.083    0.07    0.07      0.003  |   O   |       |       |       |     0.66
5.167    0.07    0.07      0.003  |   O   |       |       |       |     0.66
5.250    0.06    0.07      0.003  |   O   |       |       |       |     0.65
5.333    0.07    0.07      0.003  |   O   |       |       |       |     0.64
5.417    0.07    0.07      0.003  |   O   |       |       |       |     0.64
5.500    0.07    0.07      0.003  |   O   |       |       |       |     0.64
5.583    0.08    0.07      0.003  |   OI  |       |       |       |     0.65
5.667    0.08    0.07      0.003  |   OI  |       |       |       |     0.66
5.750    0.08    0.07      0.003  |   OI  |       |       |       |     0.67
5.833    0.08    0.08      0.003  |   OI  |       |       |       |     0.69
5.917    0.08    0.08      0.003  |   OI  |       |       |       |     0.70
6.000    0.08    0.08      0.004  |    O  |       |       |       |     0.71
6.083    0.09    0.08      0.004  |    O  |       |       |       |     0.72
6.167    0.09    0.08      0.004  |    OI |       |       |       |     0.73
6.250    0.09    0.08      0.004  |    OI |       |       |       |     0.75
6.333    0.09    0.08      0.004  |    OI |       |       |       |     0.77
6.417    0.09    0.09      0.004  |    OI |       |       |       |     0.78
6.500    0.09    0.09      0.004  |    OI |       |       |       |     0.79
6.583    0.05    0.09      0.004  |  I O  |       |       |       |     0.77
6.667    0.01    0.08      0.004  I    O  |       |       |       |     0.71
6.750    0.01    0.07      0.003  I   O   |       |       |       |     0.62
6.833    0.01    0.06      0.003  I  O    |       |       |       |     0.54
6.917    0.01    0.05      0.002  I  O    |       |       |       |     0.47
7.000    0.01    0.05      0.002  I O     |       |       |       |     0.42
7.083    0.01    0.04      0.002  I O     |       |       |       |     0.37
7.167    0.01    0.04      0.002  I O     |       |       |       |     0.33
7.250    0.01    0.03      0.001  I O     |       |       |       |     0.29
7.333    0.02    0.03      0.001  |O      |       |       |       |     0.27
7.417    0.03    0.03      0.001  |O      |       |       |       |     0.26
7.500    0.03    0.03      0.001  |O      |       |       |       |     0.26
7.583    0.04    0.03      0.001  |OI     |       |       |       |     0.27
7.667    0.05    0.03      0.001  | OI    |       |       |       |     0.29
7.750    0.05    0.03      0.002  | OI    |       |       |       |     0.31
7.833    0.06    0.04      0.002  | OI    |       |       |       |     0.33
7.917    0.07    0.04      0.002  | O I   |       |       |       |     0.37
8.000    0.07    0.04      0.002  | O I   |       |       |       |     0.41
8.083    0.09    0.05      0.002  |  O I  |       |       |       |     0.45
8.167    0.10    0.06      0.003  |  O  I |       |       |       |     0.51
8.250    0.11    0.06      0.003  |   O I |       |       |       |     0.57
8.333    0.11    0.07      0.003  |   O  I|       |       |       |     0.63
8.417    0.11    0.08      0.003  |   O  I|       |       |       |     0.69
8.500    0.11    0.08      0.004  |    O I|       |       |       |     0.73
8.583    0.12    0.09      0.004  |    O I|       |       |       |     0.78
8.667    0.13    0.09      0.004  |    O  I       |       |       |     0.83
8.750    0.13    0.10      0.004  |     O I       |       |       |     0.88
8.833    0.14    0.10      0.005  |     O |I      |       |       |     0.93
8.917    0.15    0.11      0.005  |     O |I      |       |       |     0.98
9.000    0.15    0.11      0.005  |      O|I      |       |       |     1.02
9.083    0.17    0.11      0.006  |      O| I     |       |       |     1.06
9.167    0.19    0.11      0.006  |      O|  I    |       |       |     1.11
9.250    0.19    0.11      0.007  |      O|   I   |       |       |     1.17
9.333    0.20    0.11      0.007  |      O|   I   |       |       |     1.24
9.417    0.21    0.11      0.008  |      O|    I  |       |       |     1.31
9.500    0.21    0.11      0.008  |      O|    I  |       |       |     1.39
9.583    0.22    0.11      0.009  |      O|     I |       |       |     1.47
9.667    0.23    0.11      0.010  |      O|     I |       |       |     1.55
```

9.750	0.23	0.11	0.011	O	I			1.64
9.833	0.24	0.11	0.012	O	I			1.74
9.917	0.25	0.11	0.013	O	I			1.84
10.000	0.25	0.11	0.014	O	I			1.95
10.083	0.20	0.11	0.014	O	I			2.02
10.167	0.14	0.11	0.015	O	I			2.04
10.250	0.13	0.11	0.015	OI				2.05
10.333	0.13	0.11	0.015	OI				2.06
10.417	0.13	0.11	0.015	OI				2.07
10.500	0.13	0.11	0.015	OI				2.07
10.583	0.17	0.11	0.016	O	I			2.09
10.667	0.21	0.11	0.016	O	I			2.12
10.750	0.22	0.11	0.017	O	I			2.16
10.833	0.22	0.11	0.018	O	I			2.21
10.917	0.22	0.11	0.018	O	I			2.25
11.000	0.22	0.11	0.019	O	I			2.30
11.083	0.22	0.11	0.020	O	I			2.34
11.167	0.21	0.11	0.021	O	I			2.38
11.250	0.21	0.11	0.021	O	I			2.42
11.333	0.21	0.11	0.022	O	I			2.46
11.417	0.21	0.11	0.023	O	I			2.50
11.500	0.21	0.11	0.023	O	I			2.54
11.583	0.19	0.11	0.024	O	I			2.58
11.667	0.18	0.11	0.024	O	I			2.61
11.750	0.18	0.11	0.025	O	I			2.64
11.833	0.18	0.11	0.025	O	I			2.66
11.917	0.19	0.11	0.026	O	I			2.69
12.000	0.20	0.11	0.026	O	I			2.73
12.083	0.25	0.11	0.027	O	I			2.77
12.167	0.31	0.11	0.028	O	I			2.84
12.250	0.32	0.11	0.030	O	I			2.92
12.333	0.33	0.11	0.031	O	I			3.01
12.417	0.34	0.11	0.033	O	I			3.07
12.500	0.34	0.11	0.034	O	I			3.13
12.583	0.36	0.11	0.036	O	I			3.20
12.667	0.38	0.11	0.038	O	I			3.27
12.750	0.38	0.11	0.040	O	I			3.34
12.833	0.39	0.11	0.042	O	I			3.42
12.917	0.40	0.11	0.043	O	I			3.50
13.000	0.40	0.11	0.045	O	I			3.58
13.083	0.44	0.11	0.048	O	I			3.66
13.167	0.48	0.11	0.050	O	I			3.76
13.250	0.49	0.11	0.053	O	I			3.86
13.333	0.50	0.11	0.055	O	I			3.97
13.417	0.50	0.11	0.058	O	I			4.06
13.500	0.50	0.11	0.061	O	I			4.14
13.583	0.41	0.11	0.063	O	I			4.21
13.667	0.32	0.11	0.065	O	I			4.27
13.750	0.30	0.11	0.066	O	I			4.31
13.833	0.30	0.11	0.067	O	I			4.35
13.917	0.30	0.11	0.069	O	I			4.39
14.000	0.30	0.11	0.070	O	I			4.43
14.083	0.33	0.11	0.071	O	I			4.48
14.167	0.37	0.11	0.073	O	I			4.53
14.250	0.37	0.11	0.075	O	I			4.58
14.333	0.37	0.11	0.076	O	I			4.64
14.417	0.36	0.11	0.078	O	I			4.69
14.500	0.36	0.11	0.080	O	I			4.74
14.583	0.36	0.11	0.082	O	I			4.80
14.667	0.36	0.11	0.083	O	I			4.85
14.750	0.36	0.11	0.085	O	I			4.90
14.833	0.35	0.11	0.087	O	I			4.96
14.917	0.35	0.12	0.088	O	I			5.04
15.000	0.34	0.13	0.090	O	I			5.29
15.083	0.34	0.14	0.091	O	I			5.53
15.167	0.33	0.15	0.092	O	I			5.75
15.250	0.33	0.16	0.094	O	I			5.95
15.333	0.32	0.16	0.095	O	I			6.01
15.417	0.31	0.16	0.096	O	I			6.02
15.500	0.31	0.16	0.097	O	I			6.04
15.583	0.28	0.16	0.098	O	I			6.05
15.667	0.25	0.16	0.099	O	I			6.06
15.750	0.24	0.16	0.099	O	I			6.07
15.833	0.24	0.16	0.100	O	I			6.07
15.917	0.24	0.16	0.100	O	I			6.08
16.000	0.24	0.16	0.101	O	I			6.09
16.083	0.15	0.16	0.101	O	I			6.09
16.167	0.06	0.16	0.101	I	O			6.09
16.250	0.05	0.16	0.100	I	O			6.08
16.333	0.04	0.16	0.099	I	O			6.07
16.417	0.04	0.16	0.098	I	O			6.06
16.500	0.04	0.16	0.097	I	O			6.04
16.583	0.04	0.16	0.097	I	O			6.03
16.667	0.03	0.16	0.096	I	O			6.02
16.750	0.03	0.16	0.095	I	O			6.01
16.833	0.03	0.16	0.094	I	O			5.99
16.917	0.03	0.15	0.093	I	O			5.85
17.000	0.03	0.15	0.092	I	O			5.71
17.083	0.04	0.14	0.092	I	O			5.59
17.167	0.05	0.14	0.091	I	O			5.48
17.250	0.05	0.13	0.090	I	O			5.39
17.333	0.05	0.13	0.090	I	O			5.30
17.417	0.05	0.12	0.089	I	O			5.21
17.500	0.05	0.12	0.089	I	O			5.13
17.583	0.05	0.12	0.088	I	O			5.06

```
17.667    0.05    0.11      0.088  |  I   O|       |       |       |     5.00
17.750    0.05    0.11      0.087  |  I   O|       |       |       |     4.98
17.833    0.05    0.11      0.087  |  I   O|       |       |       |     4.97
17.917    0.04    0.11      0.087  | I    O|       |       |       |     4.96
18.000    0.04    0.11      0.086  | I    O|       |       |       |     4.94
18.083    0.04    0.11      0.086  | I    O|       |       |       |     4.92
18.167    0.04    0.11      0.085  | I    O|       |       |       |     4.91
18.250    0.04    0.11      0.085  | I    O|       |       |       |     4.89
18.333    0.04    0.11      0.084  | I    O|       |       |       |     4.88
18.417    0.04    0.11      0.084  | I    O|       |       |       |     4.86
18.500    0.04    0.11      0.083  | I    O|       |       |       |     4.85
18.583    0.04    0.11      0.083  | I    O|       |       |       |     4.83
18.667    0.03    0.11      0.082  | I    O|       |       |       |     4.81
18.750    0.03    0.11      0.082  | I    O|       |       |       |     4.80
18.833    0.03    0.11      0.081  |I     O|       |       |       |     4.78
18.917    0.02    0.11      0.080  |I     O|       |       |       |     4.76
19.000    0.02    0.11      0.080  |I     O|       |       |       |     4.74
19.083    0.03    0.11      0.079  |I     O|       |       |       |     4.72
19.167    0.03    0.11      0.078  |I     O|       |       |       |     4.70
19.250    0.03    0.11      0.078  | I    O|       |       |       |     4.68
19.333    0.04    0.11      0.077  | I    O|       |       |       |     4.67
19.417    0.04    0.11      0.077  | I    O|       |       |       |     4.65
19.500    0.04    0.11      0.076  | I    O|       |       |       |     4.64
19.583    0.04    0.11      0.076  | I    O|       |       |       |     4.62
19.667    0.03    0.11      0.075  | I    O|       |       |       |     4.60
19.750    0.03    0.11      0.075  | I    O|       |       |       |     4.59
19.833    0.03    0.11      0.074  |I     O|       |       |       |     4.57
19.917    0.02    0.11      0.074  |I     O|       |       |       |     4.55
20.000    0.02    0.11      0.073  |I     O|       |       |       |     4.53
20.083    0.03    0.11      0.072  |I     O|       |       |       |     4.51
20.167    0.03    0.11      0.072  |I     O|       |       |       |     4.49
20.250    0.03    0.11      0.071  | I    O|       |       |       |     4.47
20.333    0.03    0.11      0.071  | I    O|       |       |       |     4.45
20.417    0.03    0.11      0.070  | I    O|       |       |       |     4.44
20.500    0.03    0.11      0.069  | I    O|       |       |       |     4.42
20.583    0.03    0.11      0.069  | I    O|       |       |       |     4.40
20.667    0.03    0.11      0.068  | I    O|       |       |       |     4.38
20.750    0.03    0.11      0.068  | I    O|       |       |       |     4.37
20.833    0.03    0.11      0.067  |I     O|       |       |       |     4.35
20.917    0.02    0.11      0.067  |I     O|       |       |       |     4.33
21.000    0.02    0.11      0.066  |I     O|       |       |       |     4.31
21.083    0.03    0.11      0.065  |I     O|       |       |       |     4.29
21.167    0.03    0.11      0.065  |I     O|       |       |       |     4.27
21.250    0.03    0.11      0.064  | I    O|       |       |       |     4.25
21.333    0.03    0.11      0.064  |I     O|       |       |       |     4.24
21.417    0.02    0.11      0.063  |I     O|       |       |       |     4.22
21.500    0.02    0.11      0.062  |I     O|       |       |       |     4.20
21.583    0.03    0.11      0.062  |I     O|       |       |       |     4.18
21.667    0.03    0.11      0.061  |I     O|       |       |       |     4.16
21.750    0.03    0.11      0.061  | I    O|       |       |       |     4.14
21.833    0.03    0.11      0.060  |I     O|       |       |       |     4.12
21.917    0.02    0.11      0.059  |I     O|       |       |       |     4.10
22.000    0.02    0.11      0.059  |I     O|       |       |       |     4.09
22.083    0.03    0.11      0.058  |I     O|       |       |       |     4.07
22.167    0.03    0.11      0.058  |I     O|       |       |       |     4.05
22.250    0.03    0.11      0.057  | I    O|       |       |       |     4.03
22.333    0.03    0.11      0.056  |I     O|       |       |       |     4.01
22.417    0.02    0.11      0.056  |I     O|       |       |       |     3.99
22.500    0.02    0.11      0.055  |I     O|       |       |       |     3.97
22.583    0.02    0.11      0.055  |I     O|       |       |       |     3.94
22.667    0.02    0.11      0.054  |I     O|       |       |       |     3.92
22.750    0.02    0.11      0.053  |I     O|       |       |       |     3.89
22.833    0.02    0.11      0.053  |I     O|       |       |       |     3.86
22.917    0.02    0.11      0.052  |I     O|       |       |       |     3.84
23.000    0.02    0.11      0.051  |I     O|       |       |       |     3.81
23.083    0.02    0.11      0.051  |I     O|       |       |       |     3.79
23.167    0.02    0.11      0.050  |I     O|       |       |       |     3.76
23.250    0.02    0.11      0.049  |I     O|       |       |       |     3.74
23.333    0.02    0.11      0.049  |I     O|       |       |       |     3.71
23.417    0.02    0.11      0.048  |I     O|       |       |       |     3.69
23.500    0.02    0.11      0.048  |I     O|       |       |       |     3.66
23.583    0.02    0.11      0.047  |I     O|       |       |       |     3.64
23.667    0.02    0.11      0.046  |I     O|       |       |       |     3.61
23.750    0.02    0.11      0.046  |I     O|       |       |       |     3.59
23.833    0.02    0.11      0.045  |I     O|       |       |       |     3.56
23.917    0.02    0.11      0.044  |I     O|       |       |       |     3.54
24.000    0.02    0.11      0.044  |I     O|       |       |       |     3.51
24.083    0.01    0.11      0.043  I      O|       |       |       |     3.48
24.167    0.00    0.11      0.042  I      O|       |       |       |     3.46
24.250    0.00    0.11      0.042  I      O|       |       |       |     3.42
24.333    0.00    0.11      0.041  I      O|       |       |       |     3.39
24.417    0.00    0.11      0.040  I      O|       |       |       |     3.36
24.500    0.00    0.11      0.039  I      O|       |       |       |     3.33
24.583    0.00    0.11      0.039  I      O|       |       |       |     3.30
24.667    0.00    0.11      0.038  I      O|       |       |       |     3.27
24.750    0.00    0.11      0.037  I      O|       |       |       |     3.24
24.833    0.00    0.11      0.036  I      O|       |       |       |     3.21
24.917    0.00    0.11      0.035  I      O|       |       |       |     3.18
25.000    0.00    0.11      0.035  I      O|       |       |       |     3.15
25.083    0.00    0.11      0.034  I      O|       |       |       |     3.12
25.167    0.00    0.11      0.033  I      O|       |       |       |     3.08
25.250    0.00    0.11      0.032  I      O|       |       |       |     3.05
25.333    0.00    0.11      0.032  I      O|       |       |       |     3.02
25.417    0.00    0.11      0.031  I      O|       |       |       |     2.99
25.500    0.00    0.11      0.030  I      O|       |       |       |     2.94
```

```
25.583    0.00    0.11      0.029  I      O|       |       |       |     2.90
25.667    0.00    0.11      0.028  I      O|       |       |       |     2.85
25.750    0.00    0.11      0.028  I      O|       |       |       |     2.81
25.833    0.00    0.11      0.027  I      O|       |       |       |     2.76
25.917    0.00    0.11      0.026  I      O|       |       |       |     2.72
26.000    0.00    0.11      0.025  I      O|       |       |       |     2.67
26.083    0.00    0.11      0.025  I      O|       |       |       |     2.63
26.167    0.00    0.11      0.024  I      O|       |       |       |     2.58
26.250    0.00    0.11      0.023  I      O|       |       |       |     2.54
26.333    0.00    0.11      0.022  I      O|       |       |       |     2.49
26.417    0.00    0.11      0.022  I      O|       |       |       |     2.45
26.500    0.00    0.11      0.021  I      O|       |       |       |     2.40
26.583    0.00    0.11      0.020  I      O|       |       |       |     2.36
26.667    0.00    0.11      0.019  I      O|       |       |       |     2.31
26.750    0.00    0.11      0.019  I      O|       |       |       |     2.27
26.833    0.00    0.11      0.018  I      O|       |       |       |     2.22
26.917    0.00    0.11      0.017  I      O|       |       |       |     2.17
27.000    0.00    0.11      0.016  I      O|       |       |       |     2.13
27.083    0.00    0.11      0.015  I      O|       |       |       |     2.08
27.167    0.00    0.11      0.015  I      O|       |       |       |     2.04
27.250    0.00    0.11      0.014  I      O|       |       |       |     1.99
27.333    0.00    0.11      0.013  I      O|       |       |       |     1.91
27.417    0.00    0.11      0.012  I      O|       |       |       |     1.82
27.500    0.00    0.11      0.012  I      O|       |       |       |     1.74
27.583    0.00    0.11      0.011  I      O|       |       |       |     1.65
27.667    0.00    0.11      0.010  I      O|       |       |       |     1.57
27.750    0.00    0.11      0.009  I      O|       |       |       |     1.48
27.833    0.00    0.11      0.009  I      O|       |       |       |     1.40
27.917    0.00    0.11      0.008  I      O|       |       |       |     1.31
28.000    0.00    0.11      0.007  I      O|       |       |       |     1.23
28.083    0.00    0.11      0.006  I      O|       |       |       |     1.14
28.167    0.00    0.11      0.006  I      O|       |       |       |     1.06
28.250    0.00    0.11      0.005  I     O |       |       |       |     0.96
28.333    0.00    0.09      0.004  I    O  |       |       |       |     0.82

          Remaining water in basin =    0.00 (Ac.Ft)

          ***************************HYDROGRAPH DATA***************************
                              Number of intervals =   340
                              Time interval =    5.0 (Min.)
                              Maximum/Peak flow rate =        0.164 (CFS)
                              Total volume =       0.226 (Ac.Ft)
                    Status of hydrographs being held in storage
                               Stream 1  Stream 2  Stream 3  Stream 4  Stream 5
                    Peak (CFS)      0.000     0.000     0.000     0.000     0.000
                    Vol (Ac.Ft)      0.000     0.000     0.000     0.000     0.000
          ***********************************************************************

          ---------------------------------------------------------------------
```

E

E. References and Map

- Point Precipitation Frequency, NOAA Atlas 14, Vol. 6, Ver. 2
- Soils Report
- Infiltration Report
- Preliminary Hydrology Map

NOAA Atlas 14, Volume 6, Version 2
Location name: Indio, California, USA*
Latitude: 33.69°, Longitude: -116.26°
Elevation: 41.68 ft**
* source: ESRI Maps
** source: USGS

POINT PRECIPITATION FREQUENCY ESTIMATES

Sanja Perica, Sarah Dietz, Sarah Heim, Lillian Hiner, Kazungu Maitaria, Deborah Martin, Sandra Pavlovic, Ishani Roy, Carl Trypaluk, Dale Unruh, Fenglin Yan, Michael Yekta, Tan Zhao, Geoffrey Bonnin, Daniel Brewer, Li-Chuan Chen, Tye Parzybok, John Yarchoan

NOAA, National Weather Service, Silver Spring, Maryland

PF_tabular | PF_graphical | Maps_&_aerials

PF tabular

PDS-based point precipitation frequency estimates with 90% confidence intervals (in inches)[1]

Duration	Average recurrence interval (years)									
	1	2	5	10	25	50	100	200	500	1000
5-min	0.065 (0.054-0.078)	0.100 (0.083-0.121)	0.152 (0.126-0.185)	0.199 (0.164-0.244)	0.273 (0.218-0.347)	0.338 (0.264-0.438)	0.412 (0.314-0.548)	0.498 (0.368-0.681)	0.633 (0.448-0.903)	0.755 (0.516-1.12)
10-min	0.092 (0.077-0.112)	0.143 (0.119-0.173)	0.218 (0.181-0.264)	0.286 (0.236-0.350)	0.392 (0.312-0.497)	0.485 (0.378-0.628)	0.591 (0.449-0.785)	0.714 (0.527-0.976)	0.907 (0.642-1.29)	1.08 (0.740-1.60)
15-min	0.112 (0.093-0.135)	0.173 (0.144-0.209)	0.263 (0.219-0.320)	0.346 (0.285-0.424)	0.474 (0.378-0.601)	0.586 (0.457-0.760)	0.715 (0.543-0.950)	0.863 (0.638-1.18)	1.10 (0.776-1.57)	1.31 (0.895-1.94)
30-min	0.162 (0.136-0.197)	0.251 (0.209-0.304)	0.382 (0.318-0.465)	0.502 (0.414-0.616)	0.688 (0.548-0.873)	0.852 (0.664-1.10)	1.04 (0.789-1.38)	1.25 (0.926-1.71)	1.59 (1.13-2.27)	1.90 (1.30-2.81)
60-min	0.228 (0.190-0.276)	0.352 (0.294-0.427)	0.537 (0.446-0.652)	0.705 (0.581-0.864)	0.967 (0.770-1.23)	1.20 (0.933-1.55)	1.46 (1.11-1.94)	1.76 (1.30-2.41)	2.24 (1.58-3.19)	2.67 (1.83-3.95)
2-hr	0.318 (0.265-0.384)	0.468 (0.390-0.567)	0.695 (0.577-0.844)	0.903 (0.744-1.11)	1.23 (0.978-1.56)	1.51 (1.18-1.96)	1.84 (1.40-2.44)	2.21 (1.63-3.02)	2.79 (1.98-3.98)	3.31 (2.26-4.89)
3-hr	0.382 (0.319-0.463)	0.555 (0.463-0.673)	0.816 (0.678-0.992)	1.06 (0.871-1.30)	1.43 (1.14-1.82)	1.76 (1.38-2.29)	2.14 (1.63-2.84)	2.58 (1.90-3.52)	3.25 (2.30-4.64)	3.85 (2.63-5.69)
6-hr	0.504 (0.421-0.611)	0.727 (0.606-0.881)	1.06 (0.882-1.29)	1.37 (1.13-1.68)	1.85 (1.47-2.35)	2.27 (1.77-2.94)	2.75 (2.09-3.66)	3.31 (2.44-4.52)	4.17 (2.95-5.95)	4.93 (3.37-7.29)
12-hr	0.610 (0.509-0.739)	0.901 (0.751-1.09)	1.33 (1.11-1.62)	1.72 (1.42-2.11)	2.33 (1.85-2.95)	2.85 (2.22-3.69)	3.44 (2.61-4.56)	4.11 (3.03-5.61)	5.13 (3.64-7.32)	6.03 (4.12-8.91)
24-hr	0.761 (0.673-0.877)	1.16 (1.02-1.34)	1.74 (1.53-2.01)	2.25 (1.97-2.63)	3.04 (2.57-3.66)	3.70 (3.08-4.55)	4.45 (3.61-5.59)	5.28 (4.17-6.83)	6.55 (4.97-8.80)	7.63 (5.60-10.6)
2-day	0.878 (0.777-1.01)	1.36 (1.20-1.56)	2.04 (1.80-2.37)	2.66 (2.32-3.10)	3.57 (3.02-4.30)	4.34 (3.60-5.33)	5.19 (4.21-6.53)	6.14 (4.85-7.94)	7.56 (5.73-10.2)	8.76 (6.43-12.2)
3-day	0.939 (0.831-1.08)	1.46 (1.29-1.68)	2.20 (1.94-2.55)	2.87 (2.51-3.34)	3.85 (3.26-4.64)	4.68 (3.88-5.75)	5.59 (4.53-7.03)	6.60 (5.21-8.53)	8.11 (6.16-10.9)	9.40 (6.90-13.1)
4-day	0.991 (0.877-1.14)	1.54 (1.36-1.78)	2.33 (2.05-2.70)	3.03 (2.65-3.53)	4.06 (3.44-4.89)	4.93 (4.10-6.07)	5.89 (4.78-7.41)	6.96 (5.49-8.99)	8.54 (6.48-11.5)	9.88 (7.25-13.7)
7-day	1.05 (0.927-1.21)	1.63 (1.44-1.88)	2.46 (2.17-2.85)	3.19 (2.79-3.73)	4.28 (3.63-5.16)	5.19 (4.31-6.38)	6.19 (5.02-7.79)	7.29 (5.76-9.42)	8.92 (6.77-12.0)	10.3 (7.56-14.3)
10-day	1.08 (0.954-1.24)	1.67 (1.48-1.93)	2.53 (2.23-2.93)	3.29 (2.88-3.84)	4.42 (3.74-5.32)	5.35 (4.45-6.58)	6.38 (5.17-8.02)	7.50 (5.93-9.70)	9.17 (6.96-12.3)	10.6 (7.76-14.7)
20-day	1.14 (1.01-1.32)	1.80 (1.59-2.08)	2.75 (2.43-3.19)	3.59 (3.14-4.19)	4.83 (4.09-5.82)	5.86 (4.87-7.21)	6.98 (5.67-8.79)	8.21 (6.49-10.6)	10.00 (7.59-13.4)	11.5 (8.43-16.0)
30-day	1.19 (1.05-1.37)	1.91 (1.69-2.20)	2.96 (2.61-3.42)	3.88 (3.40-4.53)	5.26 (4.46-6.34)	6.40 (5.32-7.86)	7.63 (6.19-9.59)	8.96 (7.08-11.6)	10.9 (8.26-14.6)	12.5 (9.15-17.3)
45-day	1.28 (1.13-1.48)	2.09 (1.85-2.42)	3.28 (2.89-3.80)	4.34 (3.79-5.06)	5.91 (5.00-7.11)	7.21 (5.99-8.86)	8.61 (6.98-10.8)	10.1 (7.99-13.1)	12.3 (9.32-16.5)	14.0 (10.3-19.5)
60-day	1.34 (1.19-1.55)	2.24 (1.98-2.58)	3.55 (3.13-4.10)	4.71 (4.12-5.49)	6.44 (5.45-7.75)	7.88 (6.54-9.68)	9.42 (7.64-11.9)	11.1 (8.75-14.3)	13.4 (10.2-18.1)	15.4 (11.3-21.4)

[1] Precipitation frequency (PF) estimates in this table are based on frequency analysis of partial duration series (PDS).

Numbers in parenthesis are PF estimates at lower and upper bounds of the 90% confidence interval. The probability that precipitation frequency estimates (for a given duration and average recurrence interval) will be greater than the upper bound (or less than the lower bound) is 5%. Estimates at upper bounds are not checked against probable maximum precipitation (PMP) estimates and may be higher than currently valid PMP values.

Please refer to NOAA Atlas 14 document for more information.

Back to Top

PF graphical

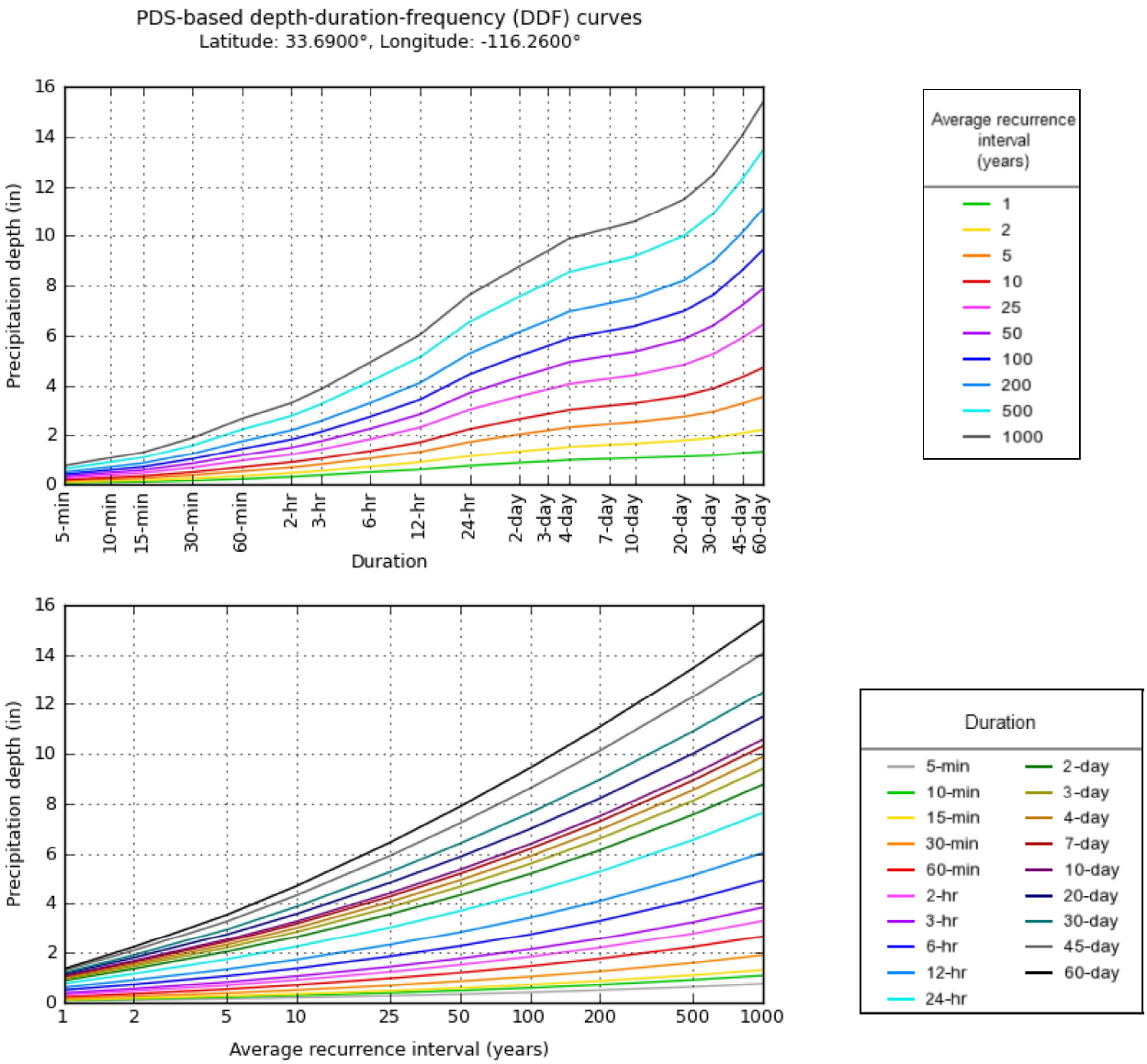

NOAA Atlas 14, Volume 6, Version 2

Created (GMT): Sat Feb 1 00:28:32 2020

Back to Top

Maps & aerials

Small scale terrain

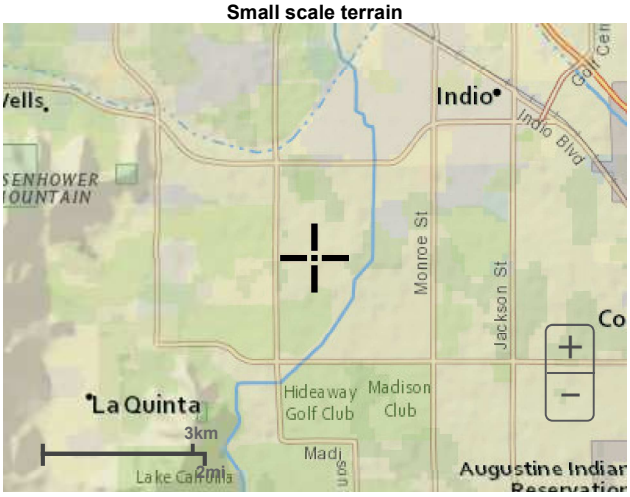

Large scale terrain

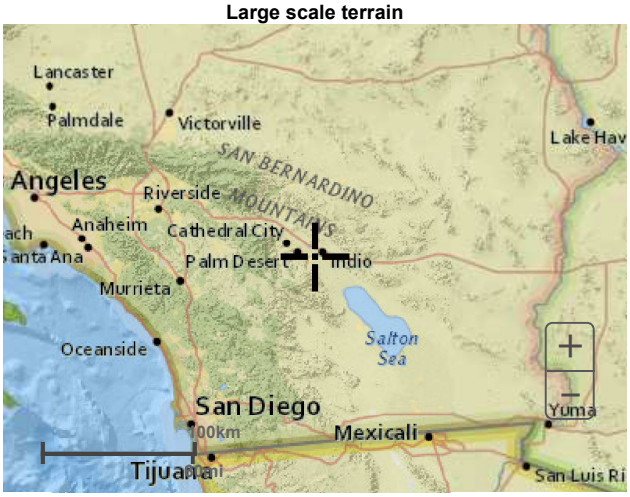

Large scale map

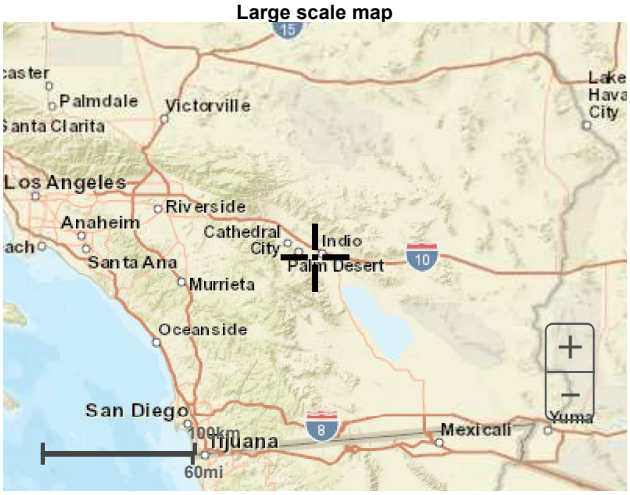

Large scale aerial

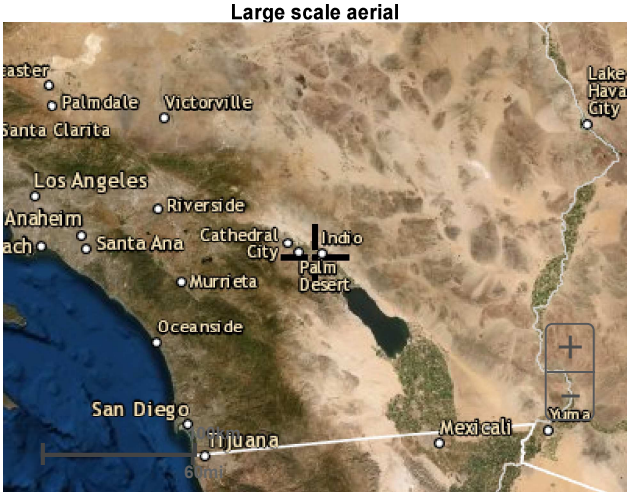

[Back to Top](#)

US Department of Commerce
National Oceanic and Atmospheric Administration
National Weather Service
National Water Center
1325 East West Highway
Silver Spring, MD 20910
Questions?: HDSC.Questions@noaa.gov

Disclaimer

NOAA Atlas 14, Volume 6, Version 2
Location name: Indio, California, USA*
Latitude: 33.69°, Longitude: -116.26°
Elevation: 41.68 ft**
* source: ESRI Maps
** source: USGS

POINT PRECIPITATION FREQUENCY ESTIMATES

Sanja Perica, Sarah Dietz, Sarah Heim, Lillian Hiner, Kazungu Maitaria, Deborah Martin, Sandra Pavlovic, Ishani Roy, Carl Trypaluk, Dale Unruh, Fenglin Yan, Michael Yekta, Tan Zhao, Geoffrey Bonnin, Daniel Brewer, Li-Chuan Chen, Tye Parzybok, John Yarchoan

NOAA, National Weather Service, Silver Spring, Maryland

PF_tabular | PF_graphical | Maps_&_aerials

PF tabular

PDS-based point precipitation frequency estimates with 90% confidence intervals (in inches/hour)[1]

Duration	Average recurrence interval (years)									
	1	2	5	10	25	50	100	200	500	1000
5-min	0.780 (0.648-0.936)	1.20 (0.996-1.45)	1.82 (1.51-2.22)	2.39 (1.97-2.93)	3.28 (2.62-4.16)	4.06 (3.17-5.26)	4.94 (3.77-6.58)	5.98 (4.42-8.17)	7.60 (5.38-10.8)	9.06 (6.19-13.4)
10-min	0.552 (0.462-0.672)	0.858 (0.714-1.04)	1.31 (1.09-1.58)	1.72 (1.42-2.10)	2.35 (1.87-2.98)	2.91 (2.27-3.77)	3.55 (2.69-4.71)	4.28 (3.16-5.86)	5.44 (3.85-7.76)	6.50 (4.44-9.60)
15-min	0.448 (0.372-0.540)	0.692 (0.576-0.836)	1.05 (0.876-1.28)	1.38 (1.14-1.70)	1.90 (1.51-2.40)	2.34 (1.83-3.04)	2.86 (2.17-3.80)	3.45 (2.55-4.72)	4.39 (3.10-6.26)	5.24 (3.58-7.74)
30-min	0.324 (0.272-0.394)	0.502 (0.418-0.608)	0.764 (0.636-0.930)	1.00 (0.828-1.23)	1.38 (1.10-1.75)	1.70 (1.33-2.21)	2.08 (1.58-2.76)	2.51 (1.85-3.43)	3.19 (2.26-4.55)	3.80 (2.60-5.62)
60-min	0.228 (0.190-0.276)	0.352 (0.294-0.427)	0.537 (0.446-0.652)	0.705 (0.581-0.864)	0.967 (0.770-1.23)	1.20 (0.933-1.55)	1.46 (1.11-1.94)	1.76 (1.30-2.41)	2.24 (1.58-3.19)	2.67 (1.83-3.95)
2-hr	0.159 (0.132-0.192)	0.234 (0.195-0.284)	0.348 (0.288-0.422)	0.452 (0.372-0.553)	0.614 (0.489-0.778)	0.756 (0.590-0.980)	0.918 (0.698-1.22)	1.11 (0.816-1.51)	1.39 (0.988-1.99)	1.65 (1.13-2.44)
3-hr	0.127 (0.106-0.154)	0.185 (0.154-0.224)	0.272 (0.226-0.330)	0.352 (0.290-0.431)	0.477 (0.380-0.605)	0.587 (0.458-0.761)	0.713 (0.542-0.947)	0.858 (0.634-1.17)	1.08 (0.766-1.54)	1.28 (0.876-1.90)
6-hr	0.084 (0.070-0.102)	0.121 (0.101-0.147)	0.177 (0.147-0.215)	0.229 (0.189-0.280)	0.309 (0.246-0.392)	0.379 (0.296-0.492)	0.460 (0.350-0.611)	0.552 (0.408-0.755)	0.696 (0.493-0.993)	0.823 (0.563-1.22)
12-hr	0.051 (0.042-0.061)	0.075 (0.062-0.091)	0.111 (0.092-0.134)	0.143 (0.118-0.175)	0.193 (0.154-0.245)	0.236 (0.184-0.306)	0.285 (0.217-0.379)	0.341 (0.252-0.466)	0.426 (0.302-0.608)	0.501 (0.342-0.740)
24-hr	0.032 (0.028-0.037)	0.048 (0.043-0.056)	0.072 (0.064-0.084)	0.094 (0.082-0.110)	0.126 (0.107-0.152)	0.154 (0.128-0.190)	0.185 (0.150-0.233)	0.220 (0.174-0.284)	0.273 (0.207-0.367)	0.318 (0.233-0.442)
2-day	0.018 (0.016-0.021)	0.028 (0.025-0.033)	0.043 (0.038-0.049)	0.055 (0.048-0.065)	0.074 (0.063-0.090)	0.090 (0.075-0.111)	0.108 (0.088-0.136)	0.128 (0.101-0.165)	0.157 (0.119-0.212)	0.183 (0.134-0.254)
3-day	0.013 (0.012-0.015)	0.020 (0.018-0.023)	0.031 (0.027-0.035)	0.040 (0.035-0.046)	0.053 (0.045-0.064)	0.065 (0.054-0.080)	0.078 (0.063-0.098)	0.092 (0.072-0.119)	0.113 (0.085-0.152)	0.131 (0.096-0.181)
4-day	0.010 (0.009-0.012)	0.016 (0.014-0.019)	0.024 (0.021-0.028)	0.032 (0.028-0.037)	0.042 (0.036-0.051)	0.051 (0.043-0.063)	0.061 (0.050-0.077)	0.072 (0.057-0.094)	0.089 (0.067-0.120)	0.103 (0.076-0.143)
7-day	0.006 (0.006-0.007)	0.010 (0.009-0.011)	0.015 (0.013-0.017)	0.019 (0.017-0.022)	0.025 (0.022-0.031)	0.031 (0.026-0.038)	0.037 (0.030-0.046)	0.043 (0.034-0.056)	0.053 (0.040-0.071)	0.061 (0.045-0.085)
10-day	0.004 (0.004-0.005)	0.007 (0.006-0.008)	0.011 (0.009-0.012)	0.014 (0.012-0.016)	0.018 (0.016-0.022)	0.022 (0.019-0.027)	0.027 (0.022-0.033)	0.031 (0.025-0.040)	0.038 (0.029-0.051)	0.044 (0.032-0.061)
20-day	0.002 (0.002-0.003)	0.004 (0.003-0.004)	0.006 (0.005-0.007)	0.007 (0.007-0.009)	0.010 (0.009-0.012)	0.012 (0.010-0.015)	0.015 (0.012-0.018)	0.017 (0.014-0.022)	0.021 (0.016-0.028)	0.024 (0.018-0.033)
30-day	0.002 (0.001-0.002)	0.003 (0.002-0.003)	0.004 (0.004-0.005)	0.005 (0.005-0.006)	0.007 (0.006-0.009)	0.009 (0.007-0.011)	0.011 (0.009-0.013)	0.012 (0.010-0.016)	0.015 (0.011-0.020)	0.017 (0.013-0.024)
45-day	0.001 (0.001-0.001)	0.002 (0.002-0.002)	0.003 (0.003-0.004)	0.004 (0.004-0.005)	0.005 (0.005-0.007)	0.007 (0.006-0.008)	0.008 (0.006-0.010)	0.009 (0.007-0.012)	0.011 (0.009-0.015)	0.013 (0.010-0.018)
60-day	0.001 (0.001-0.001)	0.002 (0.001-0.002)	0.002 (0.002-0.003)	0.003 (0.003-0.004)	0.004 (0.004-0.005)	0.005 (0.005-0.007)	0.007 (0.005-0.008)	0.008 (0.006-0.010)	0.009 (0.007-0.013)	0.011 (0.008-0.015)

[1] Precipitation frequency (PF) estimates in this table are based on frequency analysis of partial duration series (PDS).

Numbers in parenthesis are PF estimates at lower and upper bounds of the 90% confidence interval. The probability that precipitation frequency estimates (for a given duration and average recurrence interval) will be greater than the upper bound (or less than the lower bound) is 5%. Estimates at upper bounds are not checked against probable maximum precipitation (PMP) estimates and may be higher than currently valid PMP values.

Please refer to NOAA Atlas 14 document for more information.

Back to Top

PF graphical

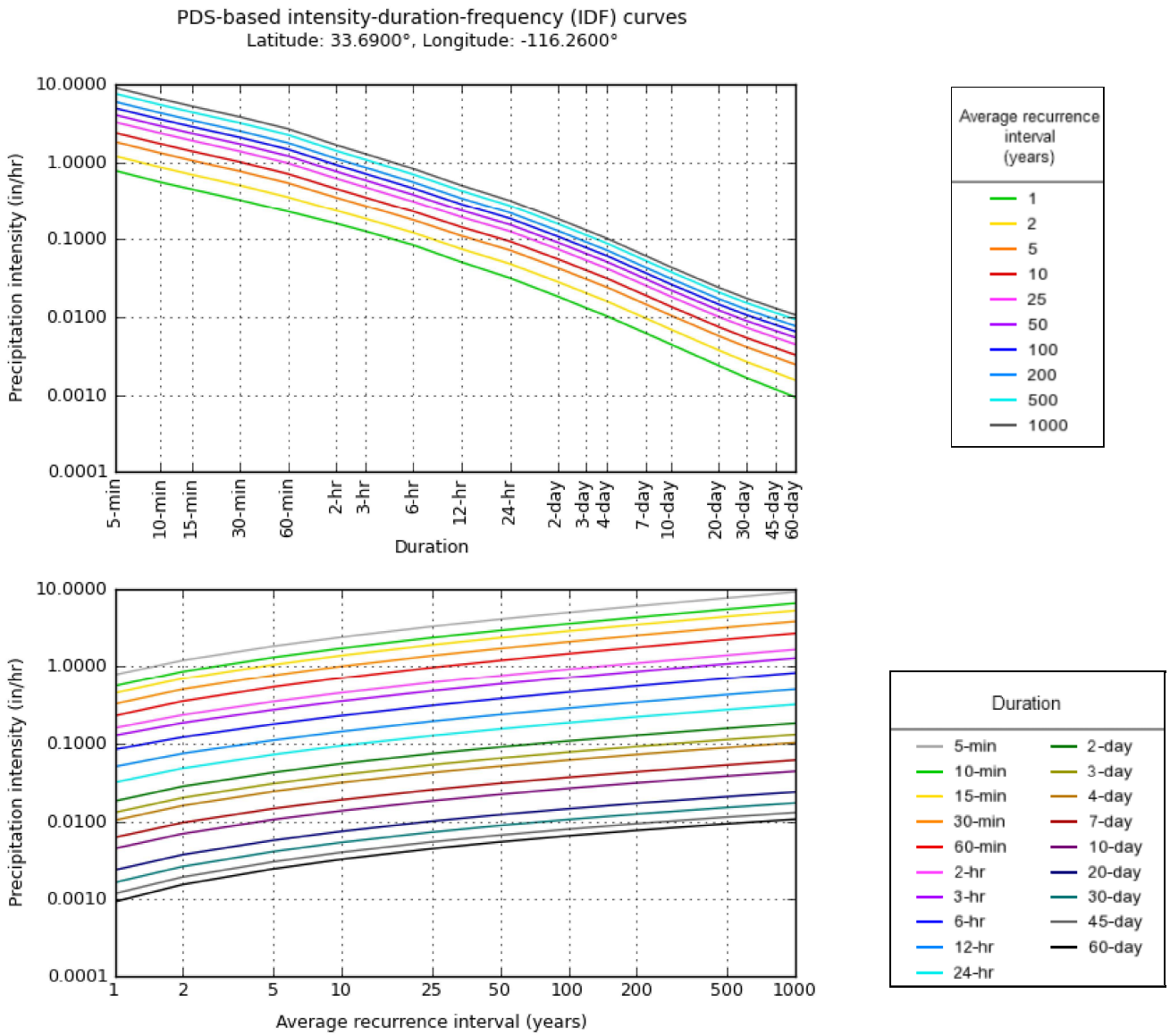

NOAA Atlas 14, Volume 6, Version 2

Created (GMT): Sat Feb 1 00:33:03 2020

Back to Top

Maps & aerials

Small scale terrain

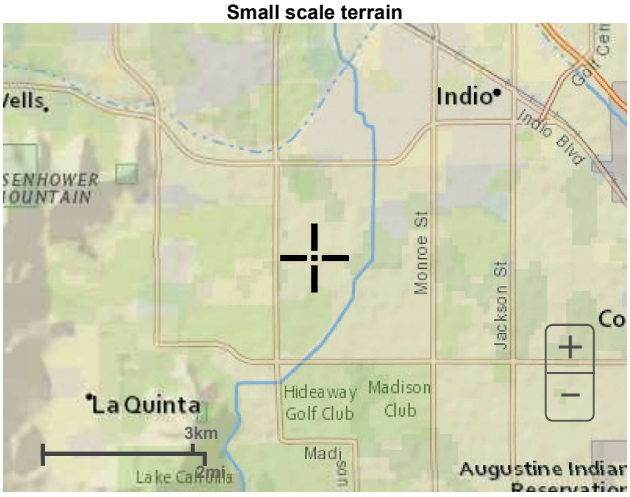

Large scale terrain

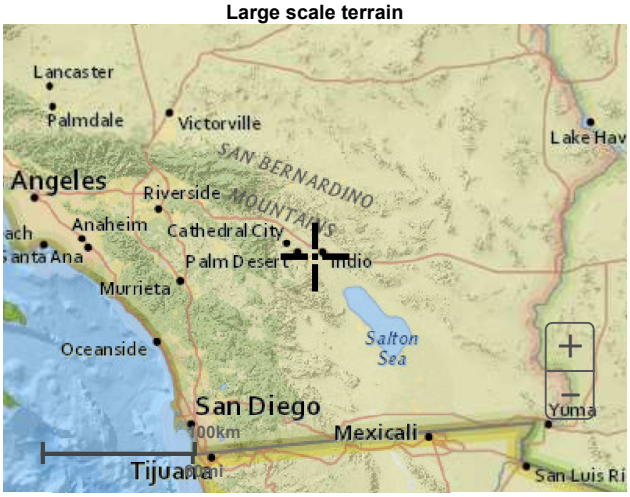

Large scale map

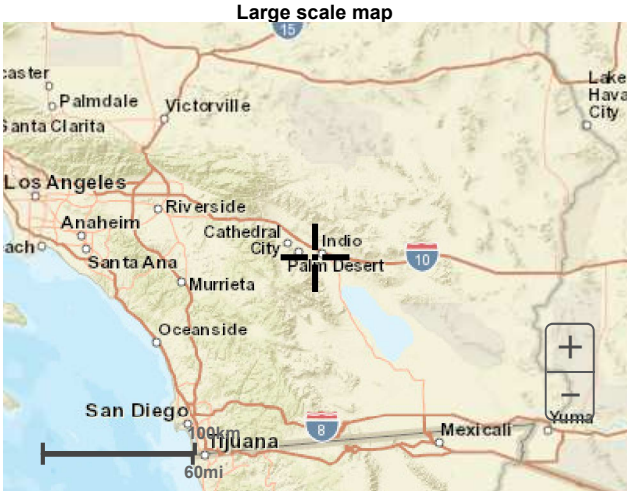

Large scale aerial

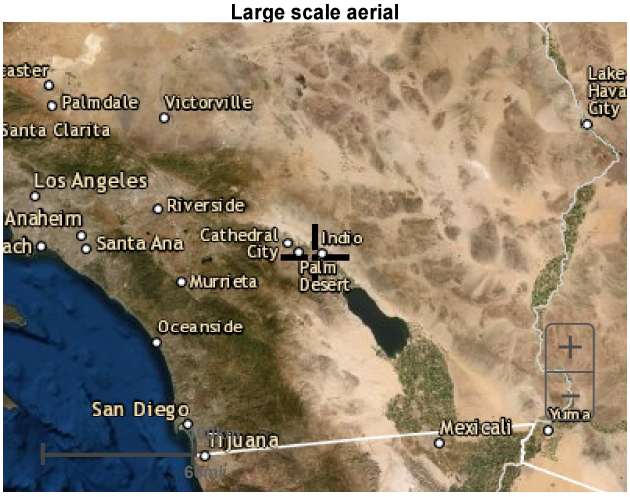

[Back to Top](#)

US Department of Commerce
National Oceanic and Atmospheric Administration
National Weather Service
National Water Center
1325 East West Highway
Silver Spring, MD 20910
Questions?: HDSC.Questions@noaa.gov

Disclaimer

United States Department of Agriculture

Natural Resources Conservation Service

A product of the National Cooperative Soil Survey, a joint effort of the United States Department of Agriculture and other Federal agencies, State agencies including the Agricultural Experiment Stations, and local participants

Custom Soil Resource Report for Riverside County, Coachella Valley Area, California

Between Ave 49 and 50 corner Madison st

January 31, 2020

Preface

Soil surveys contain information that affects land use planning in survey areas. They highlight soil limitations that affect various land uses and provide information about the properties of the soils in the survey areas. Soil surveys are designed for many different users, including farmers, ranchers, foresters, agronomists, urban planners, community officials, engineers, developers, builders, and home buyers. Also, conservationists, teachers, students, and specialists in recreation, waste disposal, and pollution control can use the surveys to help them understand, protect, or enhance the environment.

Various land use regulations of Federal, State, and local governments may impose special restrictions on land use or land treatment. Soil surveys identify soil properties that are used in making various land use or land treatment decisions. The information is intended to help the land users identify and reduce the effects of soil limitations on various land uses. The landowner or user is responsible for identifying and complying with existing laws and regulations.

Although soil survey information can be used for general farm, local, and wider area planning, onsite investigation is needed to supplement this information in some cases. Examples include soil quality assessments (http://www.nrcs.usda.gov/wps/portal/nrcs/main/soils/health/) and certain conservation and engineering applications. For more detailed information, contact your local USDA Service Center (https://offices.sc.egov.usda.gov/locator/app?agency=nrcs) or your NRCS State Soil Scientist (http://www.nrcs.usda.gov/wps/portal/nrcs/detail/soils/contactus/?cid=nrcs142p2_053951).

Great differences in soil properties can occur within short distances. Some soils are seasonally wet or subject to flooding. Some are too unstable to be used as a foundation for buildings or roads. Clayey or wet soils are poorly suited to use as septic tank absorption fields. A high water table makes a soil poorly suited to basements or underground installations.

The National Cooperative Soil Survey is a joint effort of the United States Department of Agriculture and other Federal agencies, State agencies including the Agricultural Experiment Stations, and local agencies. The Natural Resources Conservation Service (NRCS) has leadership for the Federal part of the National Cooperative Soil Survey.

Information about soils is updated periodically. Updated information is available through the NRCS Web Soil Survey, the site for official soil survey information.

The U.S. Department of Agriculture (USDA) prohibits discrimination in all its programs and activities on the basis of race, color, national origin, age, disability, and where applicable, sex, marital status, familial status, parental status, religion, sexual orientation, genetic information, political beliefs, reprisal, or because all or a part of an individual's income is derived from any public assistance program. (Not all prohibited bases apply to all programs.) Persons with disabilities who require

alternative means for communication of program information (Braille, large print, audiotape, etc.) should contact USDA's TARGET Center at (202) 720-2600 (voice and TDD). To file a complaint of discrimination, write to USDA, Director, Office of Civil Rights, 1400 Independence Avenue, S.W., Washington, D.C. 20250-9410 or call (800) 795-3272 (voice) or (202) 720-6382 (TDD). USDA is an equal opportunity provider and employer.

Contents

Preface.....2
How Soil Surveys Are Made.....5
Soil Map.....8
Soil Map.....9
Legend.....10
Map Unit Legend.....12
Map Unit Descriptions.....12
Riverside County, Coachella Valley Area, California.....14
GbA—Gilman fine sandy loam, 0 to 2 percent slopes.....14
Ip—Indio fine sandy loam.....15
MaB—Myoma fine sand, 0 to 5 percent slopes.....16
References.....18

How Soil Surveys Are Made

Soil surveys are made to provide information about the soils and miscellaneous areas in a specific area. They include a description of the soils and miscellaneous areas and their location on the landscape and tables that show soil properties and limitations affecting various uses. Soil scientists observed the steepness, length, and shape of the slopes; the general pattern of drainage; the kinds of crops and native plants; and the kinds of bedrock. They observed and described many soil profiles. A soil profile is the sequence of natural layers, or horizons, in a soil. The profile extends from the surface down into the unconsolidated material in which the soil formed or from the surface down to bedrock. The unconsolidated material is devoid of roots and other living organisms and has not been changed by other biological activity.

Currently, soils are mapped according to the boundaries of major land resource areas (MLRAs). MLRAs are geographically associated land resource units that share common characteristics related to physiography, geology, climate, water resources, soils, biological resources, and land uses (USDA, 2006). Soil survey areas typically consist of parts of one or more MLRA.

The soils and miscellaneous areas in a survey area occur in an orderly pattern that is related to the geology, landforms, relief, climate, and natural vegetation of the area. Each kind of soil and miscellaneous area is associated with a particular kind of landform or with a segment of the landform. By observing the soils and miscellaneous areas in the survey area and relating their position to specific segments of the landform, a soil scientist develops a concept, or model, of how they were formed. Thus, during mapping, this model enables the soil scientist to predict with a considerable degree of accuracy the kind of soil or miscellaneous area at a specific location on the landscape.

Commonly, individual soils on the landscape merge into one another as their characteristics gradually change. To construct an accurate soil map, however, soil scientists must determine the boundaries between the soils. They can observe only a limited number of soil profiles. Nevertheless, these observations, supplemented by an understanding of the soil-vegetation-landscape relationship, are sufficient to verify predictions of the kinds of soil in an area and to determine the boundaries.

Soil scientists recorded the characteristics of the soil profiles that they studied. They noted soil color, texture, size and shape of soil aggregates, kind and amount of rock fragments, distribution of plant roots, reaction, and other features that enable them to identify soils. After describing the soils in the survey area and determining their properties, the soil scientists assigned the soils to taxonomic classes (units). Taxonomic classes are concepts. Each taxonomic class has a set of soil characteristics with precisely defined limits. The classes are used as a basis for comparison to classify soils systematically. Soil taxonomy, the system of taxonomic classification used in the United States, is based mainly on the kind and character of soil properties and the arrangement of horizons within the profile. After the soil

scientists classified and named the soils in the survey area, they compared the individual soils with similar soils in the same taxonomic class in other areas so that they could confirm data and assemble additional data based on experience and research.

The objective of soil mapping is not to delineate pure map unit components; the objective is to separate the landscape into landforms or landform segments that have similar use and management requirements. Each map unit is defined by a unique combination of soil components and/or miscellaneous areas in predictable proportions. Some components may be highly contrasting to the other components of the map unit. The presence of minor components in a map unit in no way diminishes the usefulness or accuracy of the data. The delineation of such landforms and landform segments on the map provides sufficient information for the development of resource plans. If intensive use of small areas is planned, onsite investigation is needed to define and locate the soils and miscellaneous areas.

Soil scientists make many field observations in the process of producing a soil map. The frequency of observation is dependent upon several factors, including scale of mapping, intensity of mapping, design of map units, complexity of the landscape, and experience of the soil scientist. Observations are made to test and refine the soil-landscape model and predictions and to verify the classification of the soils at specific locations. Once the soil-landscape model is refined, a significantly smaller number of measurements of individual soil properties are made and recorded. These measurements may include field measurements, such as those for color, depth to bedrock, and texture, and laboratory measurements, such as those for content of sand, silt, clay, salt, and other components. Properties of each soil typically vary from one point to another across the landscape.

Observations for map unit components are aggregated to develop ranges of characteristics for the components. The aggregated values are presented. Direct measurements do not exist for every property presented for every map unit component. Values for some properties are estimated from combinations of other properties.

While a soil survey is in progress, samples of some of the soils in the area generally are collected for laboratory analyses and for engineering tests. Soil scientists interpret the data from these analyses and tests as well as the field-observed characteristics and the soil properties to determine the expected behavior of the soils under different uses. Interpretations for all of the soils are field tested through observation of the soils in different uses and under different levels of management. Some interpretations are modified to fit local conditions, and some new interpretations are developed to meet local needs. Data are assembled from other sources, such as research information, production records, and field experience of specialists. For example, data on crop yields under defined levels of management are assembled from farm records and from field or plot experiments on the same kinds of soil.

Predictions about soil behavior are based not only on soil properties but also on such variables as climate and biological activity. Soil conditions are predictable over long periods of time, but they are not predictable from year to year. For example, soil scientists can predict with a fairly high degree of accuracy that a given soil will have a high water table within certain depths in most years, but they cannot predict that a high water table will always be at a specific level in the soil on a specific date.

After soil scientists located and identified the significant natural bodies of soil in the survey area, they drew the boundaries of these bodies on aerial photographs and

identified each as a specific map unit. Aerial photographs show trees, buildings, fields, roads, and rivers, all of which help in locating boundaries accurately.

Soil Map

The soil map section includes the soil map for the defined area of interest, a list of soil map units on the map and extent of each map unit, and cartographic symbols displayed on the map. Also presented are various metadata about data used to produce the map, and a description of each soil map unit.

Custom Soil Resource Report
Soil Map

MAP LEGEND

Area of Interest (AOI)

Area of Interest (AOI)

Soils

Soil Map Unit Polygons

Soil Map Unit Lines

Soil Map Unit Points

Special Point Features

Blowout

Borrow Pit

Clay Spot

Closed Depression

Gravel Pit

Gravelly Spot

Landfill

Lava Flow

Marsh or swamp

Mine or Quarry

Miscellaneous Water

Perennial Water

Rock Outcrop

Saline Spot

Sandy Spot

Severely Eroded Spot

Sinkhole

Slide or Slip

Sodic Spot

Spoil Area

Stony Spot

Very Stony Spot

Wet Spot

Other

Special Line Features

Water Features

Streams and Canals

Transportation

Rails

Interstate Highways

US Routes

Major Roads

Local Roads

Background

Aerial Photography

MAP INFORMATION

The soil surveys that comprise your AOI were mapped at 1:24,000.

Warning: Soil Map may not be valid at this scale.

Enlargement of maps beyond the scale of mapping can cause misunderstanding of the detail of mapping and accuracy of soil line placement. The maps do not show the small areas of contrasting soils that could have been shown at a more detailed scale.

Please rely on the bar scale on each map sheet for map measurements.

Source of Map: Natural Resources Conservation Service
Web Soil Survey URL:
Coordinate System: Web Mercator (EPSG:3857)

Maps from the Web Soil Survey are based on the Web Mercator projection, which preserves direction and shape but distorts distance and area. A projection that preserves area, such as the Albers equal-area conic projection, should be used if more accurate calculations of distance or area are required.

This product is generated from the USDA-NRCS certified data as of the version date(s) listed below.

Soil Survey Area: Riverside County, Coachella Valley Area, California
Survey Area Data: Version 11, Sep 16, 2019

Soil map units are labeled (as space allows) for map scales 1:50,000 or larger.

Date(s) aerial images were photographed: Jan 22, 2015—Feb 10, 2015

The orthophoto or other base map on which the soil lines were compiled and digitized probably differs from the background

MAP LEGEND

MAP INFORMATION

imagery displayed on these maps. As a result, some minor shifting of map unit boundaries may be evident.

Map Unit Legend

Map Unit Symbol	Map Unit Name	Acres in AOI	Percent of AOI
GbA	Gilman fine sandy loam, 0 to 2 percent slopes	14.5	29.7%
Ip	Indio fine sandy loam	4.9	10.1%
MaB	Myoma fine sand, 0 to 5 percent slopes	29.4	60.2%
Totals for Area of Interest		**48.8**	**100.0%**

Map Unit Descriptions

The map units delineated on the detailed soil maps in a soil survey represent the soils or miscellaneous areas in the survey area. The map unit descriptions, along with the maps, can be used to determine the composition and properties of a unit.

A map unit delineation on a soil map represents an area dominated by one or more major kinds of soil or miscellaneous areas. A map unit is identified and named according to the taxonomic classification of the dominant soils. Within a taxonomic class there are precisely defined limits for the properties of the soils. On the landscape, however, the soils are natural phenomena, and they have the characteristic variability of all natural phenomena. Thus, the range of some observed properties may extend beyond the limits defined for a taxonomic class. Areas of soils of a single taxonomic class rarely, if ever, can be mapped without including areas of other taxonomic classes. Consequently, every map unit is made up of the soils or miscellaneous areas for which it is named and some minor components that belong to taxonomic classes other than those of the major soils.

Most minor soils have properties similar to those of the dominant soil or soils in the map unit, and thus they do not affect use and management. These are called noncontrasting, or similar, components. They may or may not be mentioned in a particular map unit description. Other minor components, however, have properties and behavioral characteristics divergent enough to affect use or to require different management. These are called contrasting, or dissimilar, components. They generally are in small areas and could not be mapped separately because of the scale used. Some small areas of strongly contrasting soils or miscellaneous areas are identified by a special symbol on the maps. If included in the database for a given area, the contrasting minor components are identified in the map unit descriptions along with some characteristics of each. A few areas of minor components may not have been observed, and consequently they are not mentioned in the descriptions, especially where the pattern was so complex that it was impractical to make enough observations to identify all the soils and miscellaneous areas on the landscape.

The presence of minor components in a map unit in no way diminishes the usefulness or accuracy of the data. The objective of mapping is not to delineate pure taxonomic classes but rather to separate the landscape into landforms or landform segments that have similar use and management requirements. The

delineation of such segments on the map provides sufficient information for the development of resource plans. If intensive use of small areas is planned, however, onsite investigation is needed to define and locate the soils and miscellaneous areas.

An identifying symbol precedes the map unit name in the map unit descriptions. Each description includes general facts about the unit and gives important soil properties and qualities.

Soils that have profiles that are almost alike make up a *soil series*. Except for differences in texture of the surface layer, all the soils of a series have major horizons that are similar in composition, thickness, and arrangement.

Soils of one series can differ in texture of the surface layer, slope, stoniness, salinity, degree of erosion, and other characteristics that affect their use. On the basis of such differences, a soil series is divided into *soil phases*. Most of the areas shown on the detailed soil maps are phases of soil series. The name of a soil phase commonly indicates a feature that affects use or management. For example, Alpha silt loam, 0 to 2 percent slopes, is a phase of the Alpha series.

Some map units are made up of two or more major soils or miscellaneous areas. These map units are complexes, associations, or undifferentiated groups.

A *complex* consists of two or more soils or miscellaneous areas in such an intricate pattern or in such small areas that they cannot be shown separately on the maps. The pattern and proportion of the soils or miscellaneous areas are somewhat similar in all areas. Alpha-Beta complex, 0 to 6 percent slopes, is an example.

An *association* is made up of two or more geographically associated soils or miscellaneous areas that are shown as one unit on the maps. Because of present or anticipated uses of the map units in the survey area, it was not considered practical or necessary to map the soils or miscellaneous areas separately. The pattern and relative proportion of the soils or miscellaneous areas are somewhat similar. Alpha-Beta association, 0 to 2 percent slopes, is an example.

An *undifferentiated group* is made up of two or more soils or miscellaneous areas that could be mapped individually but are mapped as one unit because similar interpretations can be made for use and management. The pattern and proportion of the soils or miscellaneous areas in a mapped area are not uniform. An area can be made up of only one of the major soils or miscellaneous areas, or it can be made up of all of them. Alpha and Beta soils, 0 to 2 percent slopes, is an example.

Some surveys include *miscellaneous areas*. Such areas have little or no soil material and support little or no vegetation. Rock outcrop is an example.

Riverside County, Coachella Valley Area, California

GbA—Gilman fine sandy loam, 0 to 2 percent slopes

Map Unit Setting

National map unit symbol: hkvl
Elevation: 1,080 to 1,600 feet
Mean annual precipitation: 2 to 10 inches
Mean annual air temperature: 72 to 73 degrees F
Frost-free period: 240 to 300 days
Farmland classification: Prime farmland if irrigated

Map Unit Composition

Gilman and similar soils: 85 percent
Minor components: 15 percent
Estimates are based on observations, descriptions, and transects of the mapunit.

Description of Gilman

Setting

Landform: Alluvial fans
Landform position (two-dimensional): Footslope
Landform position (three-dimensional): Tread
Down-slope shape: Linear
Across-slope shape: Linear
Parent material: Alluvium

Typical profile

H1 - 0 to 8 inches: fine sandy loam
H2 - 8 to 60 inches: stratified loamy sand to silty clay loam

Properties and qualities

Slope: 0 to 2 percent
Depth to restrictive feature: More than 80 inches
Natural drainage class: Well drained
Runoff class: Low
Capacity of the most limiting layer to transmit water (Ksat): Moderately high to high (0.57 to 1.98 in/hr)
Depth to water table: More than 80 inches
Frequency of flooding: Rare
Frequency of ponding: None
Calcium carbonate, maximum in profile: 1 percent
Salinity, maximum in profile: Nonsaline to very slightly saline (0.0 to 2.0 mmhos/cm)
Available water storage in profile: High (about 10.2 inches)

Interpretive groups

Land capability classification (irrigated): 2e
Land capability classification (nonirrigated): 7e
Hydrologic Soil Group: B
Hydric soil rating: No

Minor Components

Coachella

Percent of map unit: 4 percent

Hydric soil rating: No

Indio

Percent of map unit: 4 percent
Hydric soil rating: No

Unnamed, sandy surface

Percent of map unit: 4 percent
Hydric soil rating: No

Salton

Percent of map unit: 3 percent
Hydric soil rating: No

Ip—Indio fine sandy loam

Map Unit Setting

National map unit symbol: hkvy
Elevation: 300 feet
Mean annual precipitation: 4 inches
Mean annual air temperature: 72 degrees F
Frost-free period: 270 to 320 days
Farmland classification: Prime farmland if irrigated

Map Unit Composition

Indio and similar soils: 85 percent
Minor components: 15 percent
Estimates are based on observations, descriptions, and transects of the mapunit.

Description of Indio

Setting

Landform: Alluvial fans
Landform position (two-dimensional): Footslope
Landform position (three-dimensional): Tread
Down-slope shape: Linear
Across-slope shape: Linear
Parent material: Alluvium

Typical profile

H1 - 0 to 10 inches: fine sandy loam
H2 - 10 to 60 inches: very fine sandy loam

Properties and qualities

Slope: 0 to 2 percent
Depth to restrictive feature: More than 80 inches
Natural drainage class: Well drained
Runoff class: Low
Capacity of the most limiting layer to transmit water (Ksat): Moderately high to high (0.57 to 1.98 in/hr)
Depth to water table: More than 80 inches
Frequency of flooding: None

Frequency of ponding: None
Calcium carbonate, maximum in profile: 5 percent
Salinity, maximum in profile: Nonsaline to slightly saline (0.0 to 4.0 mmhos/cm)
Available water storage in profile: High (about 10.5 inches)

Interpretive groups
Land capability classification (irrigated): 2e
Land capability classification (nonirrigated): 7c
Hydrologic Soil Group: B
Hydric soil rating: No

Minor Components

Gilman
Percent of map unit: 5 percent
Hydric soil rating: No

Coachella
Percent of map unit: 5 percent
Hydric soil rating: No

Salton
Percent of map unit: 5 percent
Hydric soil rating: No

MaB—Myoma fine sand, 0 to 5 percent slopes

Map Unit Setting
National map unit symbol: hkw3
Elevation: -200 to 1,800 feet
Mean annual precipitation: 2 to 4 inches
Mean annual air temperature: 72 to 75 degrees F
Frost-free period: 270 to 320 days
Farmland classification: Prime farmland if irrigated

Map Unit Composition
Myoma and similar soils: 85 percent
Minor components: 15 percent
Estimates are based on observations, descriptions, and transects of the mapunit.

Description of Myoma

Setting
Landform: Alluvial fans
Landform position (two-dimensional): Toeslope
Landform position (three-dimensional): Tread
Down-slope shape: Linear
Across-slope shape: Linear
Parent material: Wind blown sandy alluvium

Typical profile
H1 - 0 to 18 inches: fine sand

H2 - 18 to 60 inches: sand

Properties and qualities

Slope: 0 to 5 percent
Depth to restrictive feature: More than 80 inches
Natural drainage class: Somewhat excessively drained
Runoff class: Negligible
Capacity of the most limiting layer to transmit water (Ksat): High to very high (5.95 to 19.98 in/hr)
Depth to water table: More than 80 inches
Frequency of flooding: None
Frequency of ponding: None
Calcium carbonate, maximum in profile: 5 percent
Salinity, maximum in profile: Nonsaline to very slightly saline (0.0 to 2.0 mmhos/cm)
Available water storage in profile: Low (about 4.8 inches)

Interpretive groups

Land capability classification (irrigated): 3e
Land capability classification (nonirrigated): 7e
Hydrologic Soil Group: A
Hydric soil rating: No

Minor Components

Carsitas

Percent of map unit: 4 percent
Hydric soil rating: No

Coachella

Percent of map unit: 4 percent
Hydric soil rating: No

Unnamed, noncalcareous soils

Percent of map unit: 4 percent
Hydric soil rating: No

Riverwash

Percent of map unit: 3 percent
Landform: Channels
Hydric soil rating: Yes

References

American Association of State Highway and Transportation Officials (AASHTO). 2004. Standard specifications for transportation materials and methods of sampling and testing. 24th edition.

American Society for Testing and Materials (ASTM). 2005. Standard classification of soils for engineering purposes. ASTM Standard D2487-00.

Cowardin, L.M., V. Carter, F.C. Golet, and E.T. LaRoe. 1979. Classification of wetlands and deep-water habitats of the United States. U.S. Fish and Wildlife Service FWS/OBS-79/31.

Federal Register. July 13, 1994. Changes in hydric soils of the United States.

Federal Register. September 18, 2002. Hydric soils of the United States.

Hurt, G.W., and L.M. Vasilas, editors. Version 6.0, 2006. Field indicators of hydric soils in the United States.

National Research Council. 1995. Wetlands: Characteristics and boundaries.

Soil Survey Division Staff. 1993. Soil survey manual. Soil Conservation Service. U.S. Department of Agriculture Handbook 18. http://www.nrcs.usda.gov/wps/portal/nrcs/detail/national/soils/?cid=nrcs142p2_054262

Soil Survey Staff. 1999. Soil taxonomy: A basic system of soil classification for making and interpreting soil surveys. 2nd edition. Natural Resources Conservation Service, U.S. Department of Agriculture Handbook 436. http://www.nrcs.usda.gov/wps/portal/nrcs/detail/national/soils/?cid=nrcs142p2_053577

Soil Survey Staff. 2010. Keys to soil taxonomy. 11th edition. U.S. Department of Agriculture, Natural Resources Conservation Service. http://www.nrcs.usda.gov/wps/portal/nrcs/detail/national/soils/?cid=nrcs142p2_053580

Tiner, R.W., Jr. 1985. Wetlands of Delaware. U.S. Fish and Wildlife Service and Delaware Department of Natural Resources and Environmental Control, Wetlands Section.

United States Army Corps of Engineers, Environmental Laboratory. 1987. Corps of Engineers wetlands delineation manual. Waterways Experiment Station Technical Report Y-87-1.

United States Department of Agriculture, Natural Resources Conservation Service. National forestry manual. http://www.nrcs.usda.gov/wps/portal/nrcs/detail/soils/home/?cid=nrcs142p2_053374

United States Department of Agriculture, Natural Resources Conservation Service. National range and pasture handbook. http://www.nrcs.usda.gov/wps/portal/nrcs/detail/national/landuse/rangepasture/?cid=stelprdb1043084

United States Department of Agriculture, Natural Resources Conservation Service. National soil survey handbook, title 430-VI. http://www.nrcs.usda.gov/wps/portal/nrcs/detail/soils/scientists/?cid=nrcs142p2_054242

United States Department of Agriculture, Natural Resources Conservation Service. 2006. Land resource regions and major land resource areas of the United States, the Caribbean, and the Pacific Basin. U.S. Department of Agriculture Handbook 296. http://www.nrcs.usda.gov/wps/portal/nrcs/detail/national/soils/?cid=nrcs142p2_053624

United States Department of Agriculture, Soil Conservation Service. 1961. Land capability classification. U.S. Department of Agriculture Handbook 210. http://www.nrcs.usda.gov/Internet/FSE_DOCUMENTS/nrcs142p2_052290.pdf

Sladden Engineering

45090 Golf Center Parkway, Suite F, Indio, CA. 92201 (760) 863-0713 Fax (760) 863-0847
6782 Stanton Avenue, Suite C, Buena Park, CA. 90621 (714) 523-0952 Fax (714) 523-1369
450 Egan Avenue, Beaumont, CA. 92223 (951) 845-7743 Fax (951) 845-8863
800 E. Florida Avenue, Hemet, CA. 92543 (951) 766-8777 Fax (951) 766-8778

November 8, 2019

Project No. 544-19317
19-11-509

Kraemer Land Company, Inc.
Attn: Mr. Matthew Ferree
180 North Riverside Drive, Suite 100
Anaheim, California 92808

Project: Proposed Residential Development
Avenue 50 East of Jefferson Street
Indio, California

Subject: Infiltration Testing for On-Site Storm Water Retention

In accordance with your request, we have performed infiltration testing on the subject site to evaluate the infiltration potential of the near surface soil to assist in storm water retention system design. It is our understanding that on-site storm water retention will be required for the subject project. The infiltration rates determined should be useful in the assessment of on-site storm water retention needs. The approximate locations of the tests are indicated on the attached Test Location Plan (Figure 1).

Infiltration testing was performed on October 24, 2019. Testing was performed utilizing double-ring infiltrometers at depths of approximately 3.5 and 4.0 feet below the existing ground surface in the areas of the proposed retention basins. Testing was performed in general accordance with the *Standard Test Method for Infiltration Rate of Soils in Field Using Double-Ring Infiltrometer* (ASTM D-3385). The following table presents the infiltration rates determined.

Test Location	Depth (bgs)	Infiltration Rate (in/hr)
DR-1	3.5	15.6
DR-2	3.5	15.6
DR-3	4.0	10.4

The rates determined represent the ultimate field rates and an appropriate safety factor should be incorporated into design to account for long-term saturation and potential "silting" of the surface soil. The safety factor should be determined with consideration to other factors considered in the storm water retention system design (specifically storm water volume estimates) and the safety factors associated with the related design components.

If you have any questions regarding this memo or the testing summarized herein, please contact the undersigned.

Respectfully submitted,
SLADDEN ENGINEERING

James W. Minor III
Senior Geologist

Brett L. Anderson
Principal Engineer

Copies: 4 / Addressee

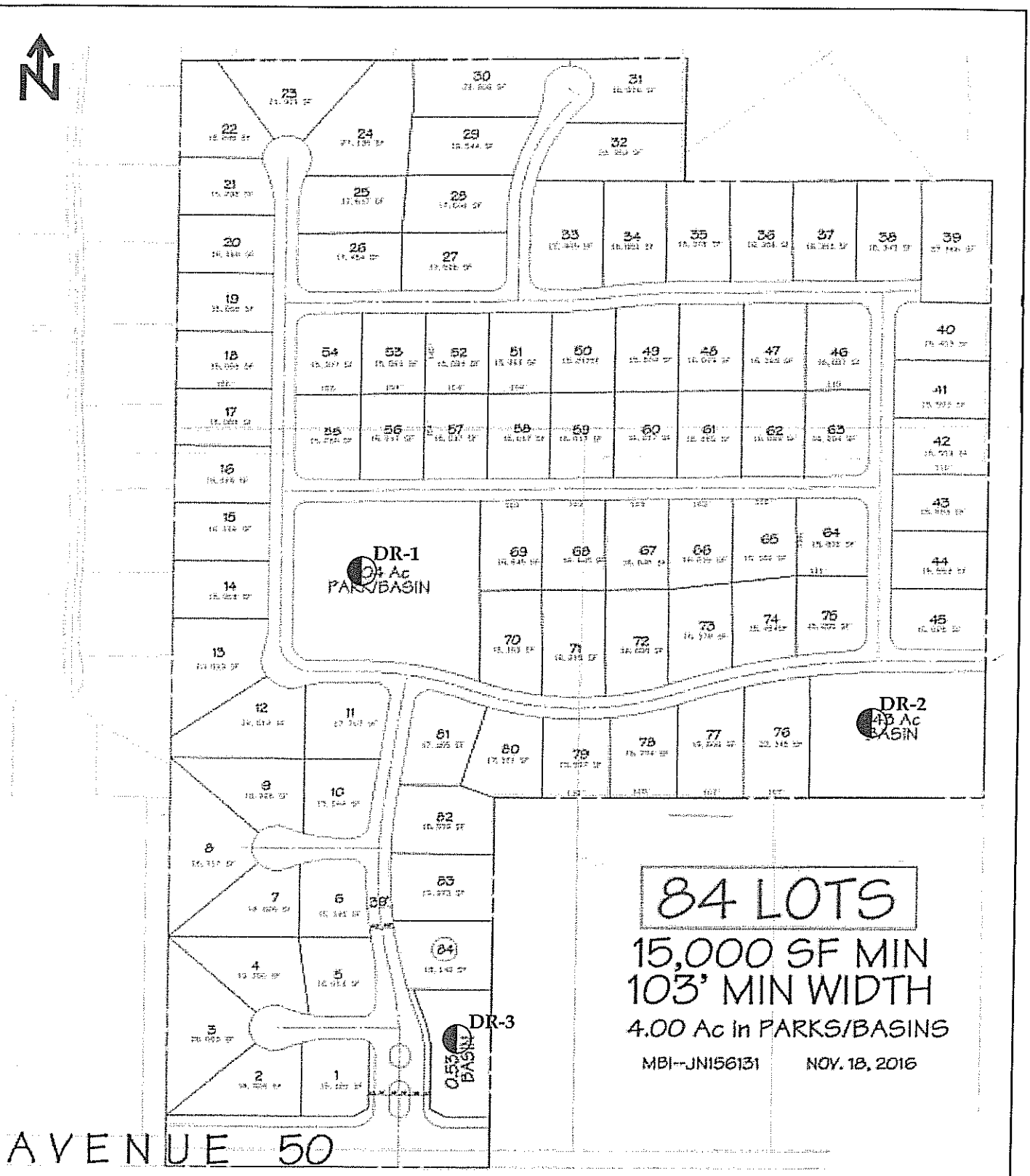

Sladden Engineering	TEST LOCATION PLAN	FIGURE
	Project Number: 544-19317	1
	Report Number: 19-11-509	
	Date: November 8, 2019	

DOUBLE RING INFILTRATION RATE CALCULATIONS

Job No. 544-19317

Test Hole DR-1

Depth 3.5 ft bgs

AVERAGE RATE* = 15.6 (in/hr)

INNER RING

Interval Number	Initial Water(cm)	Final Water(cm)	Con. Factor (cm to in)	Water (in)	Area Mar. (in2)	Volume (in3)	Area IR (in2)	Time (min)	Time (hr)	Vir (in/hr)
1	46.6	0.0	0.39	18.3	8.9	164.1	113.1	15	0.25	5.8
2	46.9	0.0	0.39	18.5	8.9	165.1	113.1	10	0.17	8.8
3	46.1	0.0	0.39	18.1	8.9	162.3	113.1	10	0.17	8.6
4	45.9	4.0	0.39	16.5	8.9	147.5	113.1	5	0.08	15.7
5	44.1	3.3	0.39	16.1	8.9	143.6	113.1	5	0.08	15.2
6	46.3	4.6	0.39	16.4	8.9	146.8	113.1	5	0.08	15.6
7	45.9	4.2	0.39	16.4	8.9	146.8	113.1	5	0.08	15.6
8	45.7	3.9	0.39	16.5	8.9	147.2	113.1	5	0.08	15.6
9	46.1	4.1	0.39	16.5	8.9	147.9	113.1	5	0.08	15.7
10	45.8	3.8	0.39	16.5	8.9	147.9	113.1	5	0.08	15.7
11	45.3	3.5	0.39	16.5	8.9	147.2	113.1	5	0.08	15.6
12	45.8	4	0.39	16.6	8.9	148.2	113.1	5	0.08	15.7
13										
14										
15										
16										
17										
18										
19										
20										
21										
22										
23										
24										
25										
26										
27										
28										
29										
30										

DOUBLE RING INFILTRATION RATE CALCULATIONS

Job No. 544-19317

Test Hole DR-2

Depth 3.5 ft bgs

INNER RING

Interval Number	Initial Water(cm)	Final Water(cm)	Con. Factor (cm to in)	Water (in)	Area Mar. (in2)	Volume (in3)	Area IR (in2)	Time (min)	Time (hr)	Vir (in/hr)
1	45.8	0.0	0.39	18.0	8.9	161.2	113.1	15	0.25	5.7
2	47.0	0.0	0.39	18.5	8.9	165.5	113.1	10	0.17	8.8
3	45.9	0.0	0.39	18.1	8.9	161.6	113.1	10	0.17	8.6
4	45.5	3.3	0.39	16.6	8.9	148.6	113.1	5	0.08	15.8
5	46.2	3.8	0.39	16.7	8.9	149.3	113.1	5	0.08	15.8
6	45.3	3.4	0.39	16.5	8.9	147.5	113.1	5	0.08	15.7
7	45.1	3.7	0.39	16.3	8.9	145.8	113.1	5	0.08	15.5
8	46.3	4.0	0.39	16.7	8.9	148.9	113.1	5	0.08	15.8
9	45.0	3.9	0.39	16.2	8.9	144.7	113.1	5	0.08	15.4
10	46.0	4.2	0.39	16.5	8.9	147.2	113.1	5	0.08	15.6
11	46.3	4.3	0.39	16.5	8.9	147.9	113.1	5	0.08	15.7
12	45.9	4.1	0.39	16.5	8.9	147.2	113.1	5	0.08	15.6
13										
14										
15										
16										
17										
18										
19										
20										
21										
22										
23										
24										
25										
26										
27										
28										
29										
30										

AVERAGE RATE* = 15.6 (in/hr)

DOUBLE RING INFILTRATION RATE CALCULATIONS

Job No. 544-19317

Test Hole DR-3

Depth 4 ft bgs

INNER RING

Interval Number	Initial Water(cm)	Final Water(cm)	Con. Factor (cm to in)	Water (in)	Area Mar. (in2)	Volume (in3)	Area IR (in2)	Time (min)	Time (hr)	Vir (in/hr)
1	46.5	0.0	0.39	18.3	8.9	163.7	113.1	15	0.25	5.8
2	46.1	15.7	0.39	12.0	8.9	107.0	113.1	10	0.17	5.7
3	45.9	18.3	0.39	10.9	8.9	97.2	113.1	10	0.17	5.2
4	46.2	16.4	0.39	11.7	8.9	104.9	113.1	5	0.08	11.1
5	45.5	17.8	0.39	10.9	8.9	97.5	113.1	5	0.08	10.3
6	45.6	17.9	0.39	10.9	8.9	97.5	113.1	5	0.08	10.3
7	45.8	18.1	0.39	10.9	8.9	97.5	113.1	5	0.08	10.3
8	46.6	18.6	0.39	11.0	8.9	98.6	113.1	5	0.08	10.5
9	46.1	18.2	0.39	11.0	8.9	98.2	113.1	5	0.08	10.4
10	45.7	17.8	0.39	11.0	8.9	98.2	113.1	5	0.08	10.4
11	46.2	18.0	0.39	11.1	8.9	99.3	113.1	5	0.08	10.5
12										
13										
14										
15										
16										
17										
18										
19										
20										
21										
22										
23										
24										
25										
26										
27										
28										
29										
30										

AVERAGE RATE* = 10.4 (in/hr)

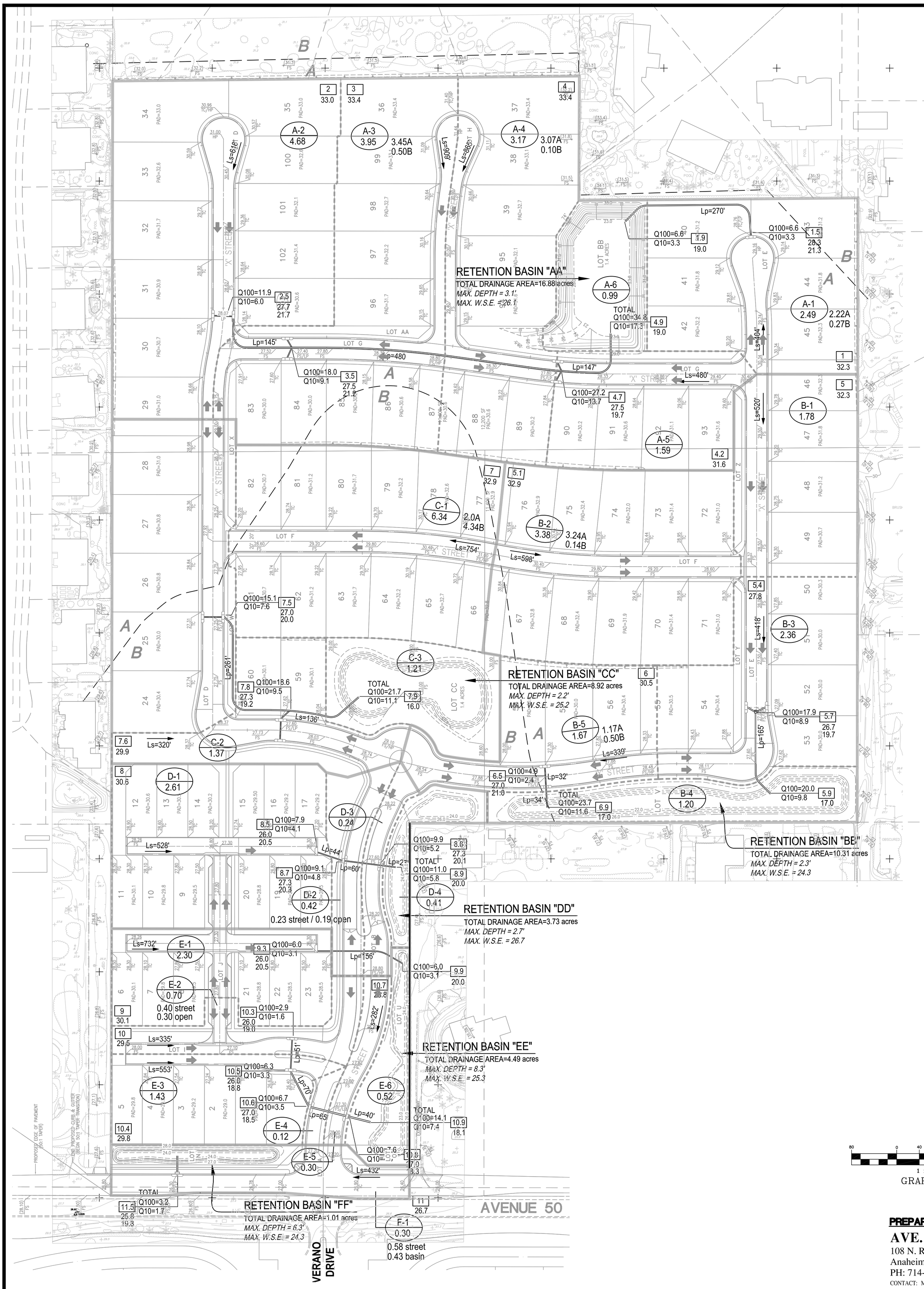

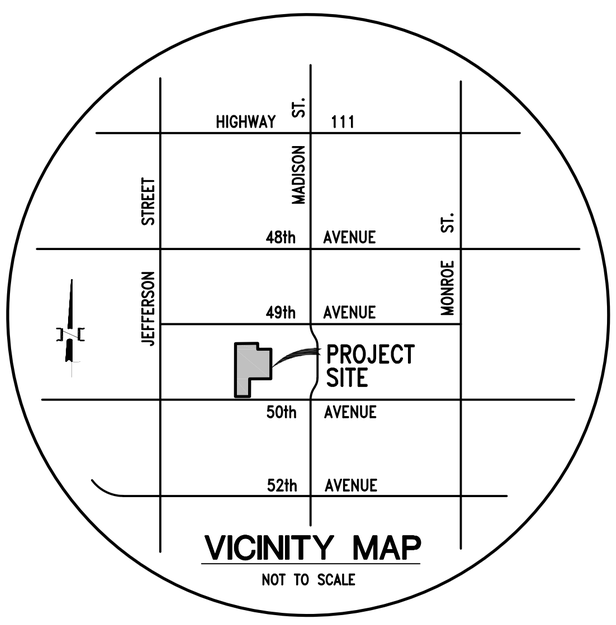

LEGEND:

- X-Y / Z.ZZ — DRAINAGE AREA DESIGNATION / DRAINAGE AREA (ACRES)
- XX — NODE NUMBER
- 302.5 / 298.0 — SURFACE ELEVATION / PIPE INVERT
- TRACT BOUNDARY
- STORM DRAIN SYSTEM
- SECONDARY OVERFLOW ROUTE
- BASIN DRAINAGE BOUNDARY
- DRAINAGE SUBAREA BOUNDARY
- Ls=XXX' — SURFACE FLOW LENGTH (FEET)
- Lp=XXX' — PIPE LENGTH FLOW (FEET)
- DIRECTION OF FLOW
- A / C — SOIL TYPE BOUNDARY LINE

PREPARED FOR:

AVE. 50 INDIO, LLC
108 N. Riverview Drive, Suite 100
Anaheim, CA 92808-1225
PH: 714-528-9864
CONTACT: MATTHEW FERREE
mferree@kraemerland.com

GHA COMPANIES
30875 Date Palm Drive, Suite C-2
Cathedral City, CA 92234
PH: 760-969-1400
CONTACT: MARIO GONZALES
mario@ghacompanies.com

PREPARED BY:

MDS CONSULTING
MORSE SCHULTZ
41865 Boardwalk, Suite 218
Palm Desert, CA 92211
Voice: 760-674-5776
PLANNERS ENGINEERS SURVEYORS

TENTATIVE TRACT No. 37884
PRELIMINARY HYDROLOGY MAP

CITY OF INDIO, COUNTY OF RIVERSIDE
STATE OF CALIFORNIA
MARCH 2020

91200\PRELIM\TTM 37884-02 1/29/20