APPENDIX B

AIR QUALITY, GREENHOUSE GAS, AND ENERGY REPORTS

This page intentionally left blank

Katella Avenue Amazon Facility

AIR QUALITY IMPACT ANALYSIS

CITY OF CYPRESS

PREPARED BY:

Haseeb Qureshi
hqureshi@urbanxroads.com
(949) 336-5987

Alyssa Tamase
atamase@urbanxroads.com
(949) 336-5988

JULY 7, 2020

TABLE OF CONTENTS

TABLE OF CONTENTS ..... **I**
APPENDICES ..... **II**
LIST OF EXHIBITS ..... **II**
LIST OF TABLES ..... **II**
LIST OF ABBREVIATED TERMS ..... **IV**
EXECUTIVE SUMMARY **1**

ES.1 Summary of Findings 1
ES.2 Standard Regulatory Requirements 1
ES.3 Construction and Operational-Source Emissions MMs 2

1 INTRODUCTION **4**

1.1 Site Location 4
1.2 Project Description 4

2 AIR QUALITY SETTING **8**

2.1 South Coast Air Basin 8
2.2 Regional Climate 8
2.3 Wind Patterns and Project Location 9
2.4 Criteria Pollutants 10
2.5 Existing Air Quality 17
2.6 Regional Air Quality 20
2.7 Local Air Quality 20
2.8 Regulatory Background 21
2.9 Regional Air Quality Improvement 25
2.10 Existing Project Site Air Quality Conditions 34

3 PROJECT AIR QUALITY IMPACT **36**

3.1 Introduction 36
3.2 Standards of Significance 36
3.3 Models Employed To Analyze Air Quality 37
3.4 Construction Emissions 38
3.5 Operational Emissions 41
3.6 Localized Significance 45
3.7 Construction-Source Emissions LST Analysis 50
3.8 Operational-Source Emissions LST Analysis 51
3.9 CO “Hot Spot” Analysis 52
3.10 AQMP 55
3.11 Potential Impacts to Sensitive Receptors 57
3.12 Odors 58
3.13 Cumulative Impacts 59

4 REFERENCES **62**
5 CERTIFICATIONS **66**

APPENDICES

APPENDIX 2.1: STATE/FEDERAL ATTAINMENT STATUS OF CRITERIA POLLUTANTS
APPENDIX 3.1: CALEEMOD PROJECT CONSTRUCTION (UNMITIGATED) EMISSIONS MODEL OUTPUTS
APPENDIX 3.2: CALEEMOD PROJECT OPERATIONS (PASSENGER CARS) EMISSIONS MODEL OUTPUTS
APPENDIX 3.3: CALEEMOD PROJECT OPERATIONS (TRUCKS) EMISSIONS MODEL OUTPUTS
APPENDIX 3.4: CALEEMOD EXISTING OPERATIONS (PASSENGER CARS) EMISSIONS MODEL OUTPUTS
APPENDIX 3.5: CALEEMOD EXISTING OPERATIONS (TRUCKS) EMISSIONS MODEL OUTPUTS
APPENDIX 3.6: EMFAC 2017
APPENDIX 3.7: SCAQMD AMICUS BRIEF

LIST OF EXHIBITS

EXHIBIT 1-A: LOCATION MAP 5
EXHIBIT 1-B: SITE PLAN 6
EXHIBIT 2-A: DPM AND DIESEL VEHICLE MILES TREND 33
EXHIBIT 3-A: SENSITIVE RECEPTOR LOCATIONS 49

LIST OF TABLES

TABLE ES-1: SUMMARY OF CEQA SIGNIFICANCE FINDINGS 1
TABLE 2-1: CRITERIA POLLUTANTS 10
TABLE 2-2: AMBIENT AIR QUALITY STANDARDS (1 OF 2) 18
TABLE 2-2: AMBIENT AIR QUALITY STANDARDS (2 OF 2) 19
TABLE 2-3: ATTAINMENT STATUS OF CRITERIA POLLUTANTS IN THE SCAB 20
TABLE 2-4: PROJECT AREA AIR QUALITY MONITORING SUMMARY 2016-2018 21
TABLE 2-5: SCAB O_3 TREND 26
TABLE 2-6: SCAB AVERAGE 24-HOUR CONCENTRATION PM_{10} TREND (BASED ON FEDERAL STANDARD)[1] 27
TABLE 2-7: SCAB ANNUAL AVERAGE CONCENTRATION PM_{10} TREND (BASED ON STATE STANDARD)[1] .. 28
TABLE 2-8: SCAB 24-HOUR AVERAGE CONCENTRATION $PM_{2.5}$ TREND (BASED ON FEDERAL STANDARD)[1] 28
TABLE 2-9: SCAB ANNUAL AVERAGE CONCENTRATION $PM_{2.5}$ TREND (BASED ON STATE STANDARD)[1] . 29
TABLE 2-10: SCAB 8-HOUR AVERAGE CONCENTRATION CO TREND[1] 30
TABLE 2-11: SCAB 1-HOUR AVERAGE CONCENTRATION NO_2 TREND (BASED ON FEDERAL STANDARD) 31
TABLE 2-12: SCAB 1-HOUR AVERAGE CONCENTRATION NO_2 TREND (BASED ON STATE STANDARD) ... 31
TABLE 3-1: MAXIMUM DAILY REGIONAL EMISSIONS THRESHOLDS 36
TABLE 3-2: CONSTRUCTION DURATION 39
TABLE 3-3: CONSTRUCTION EQUIPMENT ASSUMPTIONS 40
TABLE 3-4: OVERALL CONSTRUCTION EMISSIONS SUMMARY – WITHOUT MITIGATION 40
TABLE 3-5: PASSENGER CAR FLEET MIX 43
TABLE 3-6: TRUCK FLEET MIX 43
TABLE 3-7: SUMMARY OF PEAK OPERATIONAL EMISSIONS 44
TABLE 3-8: EMISSIONS FROM EXISTING DEVELOPMENT 45
TABLE 3-9: SUMMARY OF NET OPERATIONAL EMISSIONS 45
TABLE 3-10: MAXIMUM DAILY LOCALIZED CONSTRUCTION EMISSIONS THRESHOLDS 50

TABLE 3-11: LOCALIZED SIGNIFICANCE SUMMARY OF CONSTRUCTION – WITHOUT MITIGATION 51
TABLE 3-12: MAXIMUM DAILY LOCALIZED OPERATIONAL EMISSIONS THRESHOLDS.....52
TABLE 3-13: LOCALIZED SIGNIFICANCE SUMMARY OF OPERATIONS – WITHOUT MITIGATION.....52
TABLE 3-14: CO MODEL RESULTS 53
TABLE 3-15: TRAFFIC VOLUMES 54
TABLE 3-16: PROJECT PEAK HOUR TRAFFIC VOLUMES 54

LIST OF ABBREVIATED TERMS

%	Percent
°F	Degrees Fahrenheit
(1)	Reference
$\mu g/m^3$	Microgram per Cubic Meter
1992 CO Plan	*1992 Federal Attainment Plan for Carbon Monoxide*
1993 CEQA Handbook	*SCAQMD's CEQA Air Quality Handbook (1993)*
2003 AQMP	*SCAQMD's 2003 Air Quality Management Plan*
2016 AQMP	*SCAQMD's Final 2016 Air Quality Management Plan*
2016-2040 RTP/SCS	*2016-2040 Regional Transportation Plan/Sustainable Communities Strategy*
AB 2595	California Clean Air Act
AQIA	Air Quality Impact Analysis
AQMP	Air Quality Management Plan
BAAQMD	Bay Area Air Quality Management District
BC	Black Carbon
Brief	Brief of Amicus Curiae by the SCAQMD in the Friant Ranch Case
C_2Cl_4	Perchloroethylene
C_4H_6	1,3-butadiene
C_6H_6	Benzene
C_2H_3Cl	Vinyl Chloride
C_2H_4O	Acetaldehyde
CAA	Federal Clean Air Act
CAAQS	California Ambient Air Quality Standards
CalEEMod	California Emissions Estimator Model
CalEPA	California Environmental Protection Agency
CALGreen	California Green Building Standards Code
CAPCOA	California Air Pollution Control Officers Association
CARB	California Air Resources Board
CCR	California Code of Regulations
CEC	California Energy Commission
CEQA	California Environmental Quality Act
CEQA Guidelines	*2019 CEQA Statute and Guidelines*
CFR	Code of Federal Regulations
CH_2O	Formaldehyde
City	City of Cypress

CO	Carbon Monoxide
COH	Coefficient of Haze
COHb	Carboxyhemoglobin
Cr(VI)	Chromium
CTP	Clean Truck Program
DPM	Diesel Particulate Matter
DRRP	Diesel Risk Reduction Plan
EC	Elemental Carbon
EIR	Environmental Impact Reports
EMFAC	EMissions FACtor Model
EPA	Environmental Protection Agency
ETW	Equivalent Test Weight
EV	Electric Vehicles
FHWA	Federal Highway Administration
FTA	Federal Transit Administration
GHG	Greenhouse Gas
GVWR	Gross Vehicle Weight Rating
H_2S	Hydrogen Sulfide
HDT	Heavy Duty Trucks
HI	Hazard Index
HHDT	Heavy-Heavy-Duty Trucks
hp	Horsepower
lbs	Pounds
lbs/day	Pounds Per Day
LDA	Light Duty Auto
LDT1/LDT2	Light-Duty Trucks
LST	Localized Significance Threshold
LST METHODOLOGY	Final Localized Significance Threshold Methodology
MATES	Multiple Air Toxics Exposure Study
MDV	Medium-Duty Vehicles
MICR	Maximum Individual Cancer Risk
MM	Mitigation Measures
mph	Miles Per Hour
MWELO	California Department of Water Resources' Model Water Efficient
N_2	Nitrogen
N_2O	Nitrous Oxide
NAAQS	National Ambient Air Quality Standards

NO	Nitric Oxide
NO_2	Nitrogen Dioxide
NO_X	Nitrogen Oxides
O_2	Oxygen
O_3	Ozone
O_2 Deficiency	Chronic Hypoxemia
OBD-II	On-Board Diagnostic
OPR	Office of Planning and Research
Pb	Lead
PM_{10}	Particulate Matter 10 microns in diameter or less
$PM_{2.5}$	Particulate Matter 2.5 microns in diameter or less
POLA	Port of Los Angeles
POLB	Port of Long Beach
ppm	Parts Per Million
Project	Katella Avenue Amazon Facility
RECLAIM	Regional Clean Air Incentives Market
RFG-2	Reformulated Gasoline Regulation
ROG	Reactive Organic Gases
SB	Senate Bill
SCAB	South Coast Air Basin
SCAG	Southern California Association of Governments
SCAQMD	South Coast Air Quality Management District
sf	Square Feet
SIPs	State Implementation Plans
SO_2	Sulfur Dioxide
SO_4	Sulfates
SO_X	Sulfur Oxides
SRA	Source Receptor Area
TAC	Toxic Air Contaminant
TDM	Transportation Demand Management
Title 24	California Building Code
TITLE I	Non-Attainment Provisions
TITLE II	Mobile Sources Provisions
TIA	*Katella Avenue Amazon Facility Traffic Impact Analysis*
UFP	Ultra Fine Particles
UTRs	Utility Tractors
VMT	Vehicle Miles Traveled
VOC	Volatile Organic Compounds

vph	Vehicles Per Hour

This page intentionally left blank

EXECUTIVE SUMMARY

ES.1 SUMMARY OF FINDINGS

The results of this *Katella Avenue Amazon Facility Air Quality Impact Analysis* (AQIA) are summarized below based on the significance criteria in Section 3 of this report consistent with Appendix G of the *California Environmental Quality Act (CEQA) Guidelines* (*CEQA Guidelines*) as implemented by the City of Cypress (1). Table ES-1 shows the findings of significance for each potential air quality impact under CEQA before and after any required mitigation measures (MM) described below.

TABLE ES-1: SUMMARY OF CEQA SIGNIFICANCE FINDINGS

Analysis	Report Section	Significance Findings	
		Unmitigated	Mitigated
Regional Construction Emissions	3.4	*Less Than Significant*	*n/a*
Localized Construction Emissions	3.7	*Less Than Significant*	*n/a*
Regional Operational Emissions	3.5	*Less Than Significant*	*n/a*
Localized Operational Emissions	3.8	*Less Than Significant*	*n/a*
CO "Hot Spot" Analysis	3.9	*Less Than Significant*	*n/a*
Air Quality Management Plan	3.10	*Less Than Significant*	*n/a*
Sensitive Receptors	3.11	*Less Than Significant*	*n/a*
Odors	3.12	*Less Than Significant*	*n/a*
Cumulative Impacts	3.13	*Less Than Significant*	*n/a*

ES.2 STANDARD REGULATORY REQUIREMENTS

There are numerous requirements that development projects must comply with by law, and that were put in place by federal, State, and local regulatory agencies for the improvement of air quality. The two most pertinent regulatory requirements that apply to the proposed Project and which are required by South Coast Air Quality Management District (SCAQMD) Rules that are currently applicable during construction activity for this Project include but are not limited to

Rule 403 (Fugitive Dust) (2) and Rule 1113 (Architectural Coatings) (3). As such, credit for Rule 403 and Rule 1113 have been taken in the analysis.

SCAQMD RULE 403

This rule is intended to reduce the amount of particulate matter entrained in the ambient air as a result of anthropogenic (human-made) fugitive dust sources by requiring actions to prevent and reduce fugitive dust emissions. Rule 403 applies to any activity or human-made condition capable of generating fugitive dust and requires best available control measures to be applied to earth moving and grading activities.

SCAQMD RULE 1113

This rule serves to limit the Volatile Organic Compound (VOC) content of architectural coatings used on projects in the SCAQMD. Any person who supplies, sells, offers for sale, or manufactures any architectural coating for use on projects in the SCAQMD must comply with the current VOC standards set in this rule[1].

ES.3 CONSTRUCTION AND OPERATIONAL-SOURCE EMISSIONS MMS

The Project would not result in an exceedance of any regional or localized construction or operational-source emissions thresholds. As such, the Project would not result in any significant impacts and no MMs are required.

[1] Only "Low-VOC" paints (no more than 50 gram/liter of VOC) consistent with SCAQMD Rule 1113 shall be used for building envelope coatings only.

This page intentionally left blank

1 INTRODUCTION

This report presents the results of the AQIA prepared by Urban Crossroads, Inc., for the proposed Katella Avenue Amazon Facility (Project). The purpose of this AQIA is to evaluate the potential impacts to air quality associated with construction and operation of the Project and recommend measures to mitigate impacts considered potentially significant in comparison to thresholds established by the SCAQMD.

1.1 SITE LOCATION

The proposed project is located at 6400 Katella Avenue in the City of Cypress as shown on Exhibit 1-A. The site is currently occupied by the former Mitsubishi Motors Corporation, which includes 145,004 square feet (sf) of warehousing use, 180,000 sf corporate headquarters office building, and 70,000 sf of research and development buildings. The nearest sensitive residential land use is located south of Project site across the Stanton Storm Channel.

1.2 PROJECT DESCRIPTION

The proposed Project will consist of the demolition of existing buildings except the southerly warehouse building (145,004 sf) and the northern office building (180,000 sf) (demolition of approximately 70,000 sf of the existing research and development buildings). The remaining portion of the site will provide parking for sprinter cargo vans/flex vehicles and employees of the facility as well as access to the truck docks on the north side of the building.

It is our understanding that the Project will occupy the existing 145,004 sf warehouse building located on the southern end of the site. The Project is anticipated to be constructed in one phase by the autumn of 2021. The on-site Project-related emission sources are expected to include: parcel delivery activity, loading dock activity, and truck movements. This analysis is intended to describe emission impacts associated with the expected typical operational activities at the Project site. To present a conservative approach, this report assumes the Project will operate 24-hours daily for seven days per week.

EXHIBIT 1-A: LOCATION MAP

LEGEND:

Site Boundary

Sources: Esri, HERE, Garmin, Intermap, increment P Corp., GEBCO, USGS, FAO, NPS, NRCAN, GeoBase, IGN, Kadaster NL, Ordnance Survey, Esri Japan, METI, Esri China (Hong Kong), (c) OpenStreetMap contributors, and the GIS

EXHIBIT 1-B: SITE PLAN

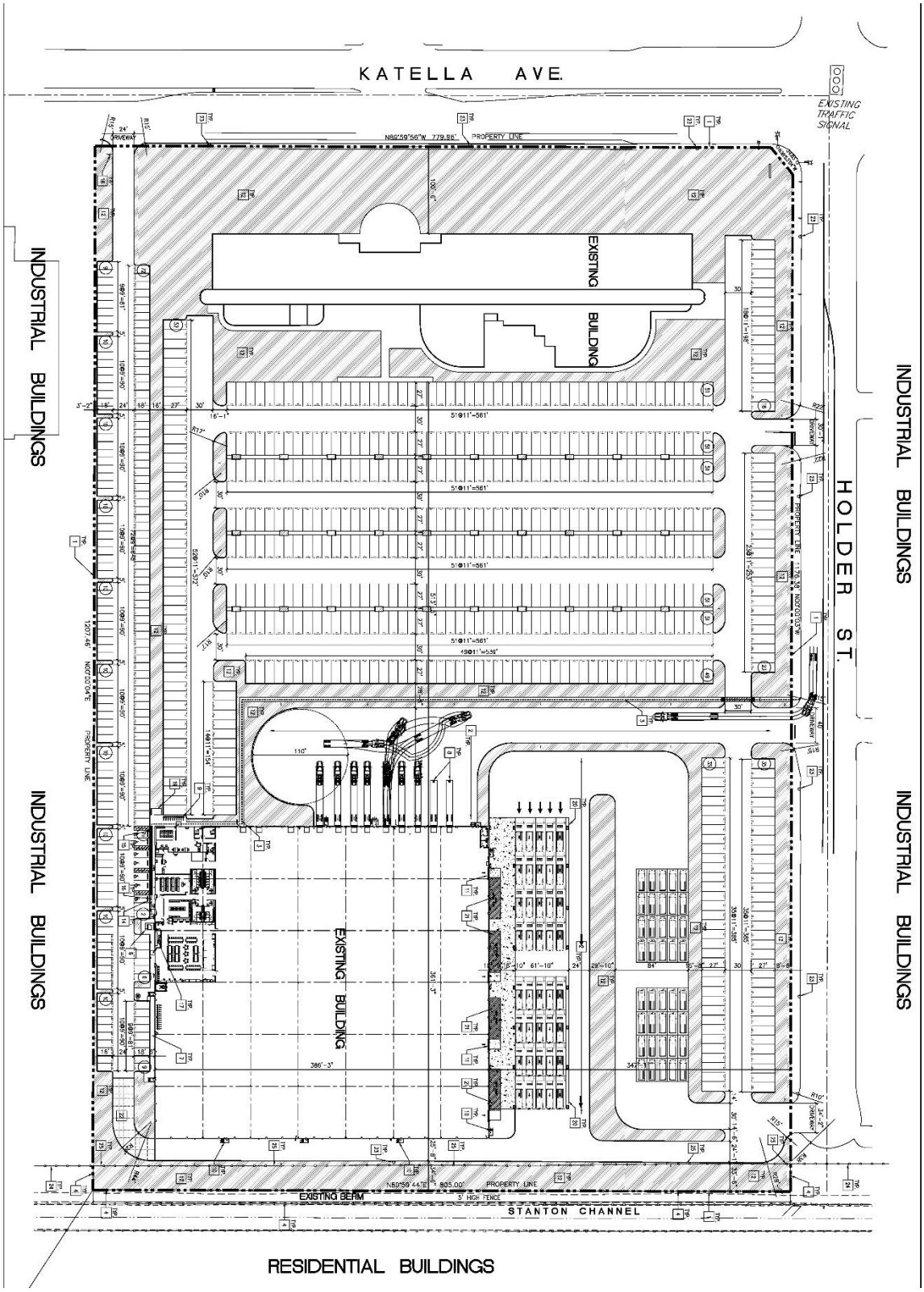

This page intentionally left blank

2 AIR QUALITY SETTING

This section provides an overview of the existing air quality conditions in the Project area and region.

2.1 SOUTH COAST AIR BASIN

The Project site is located in the South Coast Air Basin (SCAB) within the jurisdiction of SCAQMD (4). The SCAQMD was created by the 1977 Lewis-Presley Air Quality Management Act, which merged four county air pollution control bodies into one regional district. Under the Act, the SCAQMD is responsible for bringing air quality in areas under its jurisdiction into conformity with federal and state air quality standards. As previously stated, the Project site is located within the SCAB, a 6,745-square mile subregion of the SCAQMD, which includes portions of Los Angeles, Riverside, and San Bernardino Counties, and all of Orange County. The SCAB is bounded by the San Gabriel, San Bernardino, and San Jacinto mountains to the north and east and by the Pacific Ocean to the south and west.

2.2 REGIONAL CLIMATE

The regional climate has a substantial influence on air quality in the SCAB. In addition, the temperature, wind, humidity, precipitation, and amount of sunshine influence the air quality.

The annual average temperatures throughout the SCAB vary from the low to middle 60s degrees Fahrenheit (°F). Due to a decreased marine influence, the eastern portion of the SCAB shows greater variability in average annual minimum and maximum temperatures. January is the coldest month throughout the SCAB, with average minimum temperatures of 47°F in downtown Los Angeles and 36°F in San Bernardino. All portions of the SCAB have recorded maximum temperatures above 100°F.

Although the climate of the SCAB can be characterized as semi-arid, the air near the land surface is quite moist on most days because of the presence of a marine layer. This shallow layer of sea air is an important modifier of SCAB climate. Humidity restricts visibility in the SCAB, and the conversion of sulfur dioxide (SO_2) to sulfates (SO_4) is heightened in air with high relative humidity. The marine layer provides an environment for that conversion process, especially during the spring and summer months. The annual average relative humidity within the SCAB is 71% along the coast and 59% inland. Since the ocean effect is dominant, periods of heavy early morning fog are frequent and low stratus clouds are a characteristic feature. These effects decrease with distance from the coast.

More than 90% of the SCAB's rainfall occurs from November through April. The annual average rainfall varies from approximately nine inches in Riverside to fourteen inches in downtown Los Angeles. Monthly and yearly rainfall totals are extremely variable. Summer rainfall usually consists of widely scattered thunderstorms near the coast and slightly heavier shower activity in the eastern portion of the SCAB with frequency being higher near the coast.

Due to its generally clear weather, about three-quarters of available sunshine is received in the SCAB. The remaining one-quarter is absorbed by clouds. The ultraviolet portion of this abundant radiation is a key factor in photochemical reactions. On the shortest day of the year there are approximately 10 hours of possible sunshine, and on the longest day of the year there are approximately 14½ hours of possible sunshine.

The importance of wind to air pollution is considerable. The direction and speed of the wind determines the horizontal dispersion and transport of the air pollutants. During the late autumn to early spring rainy season, the SCAB is subjected to wind flows associated with the traveling storms moving through the region from the northwest. This period also brings five to ten periods of strong, dry offshore winds, locally termed "Santa Anas" each year. During the dry season, which coincides with the months of maximum photochemical smog concentrations, the wind flow is bimodal, typified by a daytime onshore sea breeze and a nighttime offshore drainage wind. Summer wind flows are created by the pressure differences between the relatively cold ocean and the unevenly heated and cooled land surfaces that modify the general northwesterly wind circulation over southern California. Nighttime drainage begins with the radiational cooling of the mountain slopes. Heavy, cool air descends the slopes and flows through the mountain passes and canyons as it follows the lowering terrain toward the ocean. Another characteristic wind regime in the SCAB is the "Catalina Eddy," a low level cyclonic (counterclockwise) flow centered over Santa Catalina Island which results in an offshore flow to the southwest. On most spring and summer days, some indication of an eddy is apparent in coastal sections.

In the SCAB, there are two distinct temperature inversion structures that control vertical mixing of air pollution. During the summer, warm high-pressure descending (subsiding) air is undercut by a shallow layer of cool marine air. The boundary between these two layers of air is a persistent marine subsidence/inversion. This boundary prevents vertical mixing which effectively acts as an impervious lid to pollutants over the entire SCAB. The mixing height for the inversion structure is normally situated 1,000 to 1,500 feet above mean sea level.

A second inversion-type forms in conjunction with the drainage of cool air off the surrounding mountains at night followed by the seaward drift of this pool of cool air. The top of this layer forms a sharp boundary with the warmer air aloft and creates nocturnal radiation inversions. These inversions occur primarily in the winter when nights are longer and onshore flow is weakest. They are typically only a few hundred feet above mean sea level. These inversions effectively trap pollutants, such as Nitrogen Oxides (NO_X) and carbon monoxide (CO) from vehicles, as the pool of cool air drifts seaward. Winter is therefore a period of high levels of primary pollutants along the coastline.

2.3 WIND PATTERNS AND PROJECT LOCATION

The distinctive climate of the Project area and the SCAB is determined by its terrain and geographical location. The SCAB is located in a coastal plain with connecting broad valleys and low hills, bounded by the Pacific Ocean in the southwest quadrant with high mountains forming the remainder of the perimeter.

Wind patterns across the south coastal region are characterized by westerly and southwesterly onshore winds during the day and easterly or northeasterly breezes at night. Winds are characteristically light although the speed is somewhat greater during the dry summer months than during the rainy winter season.

2.4 CRITERIA POLLUTANTS

Criteria pollutants are pollutants that are regulated through the development of human health based and/or environmentally based criteria for setting permissible levels. Criteria pollutants, their typical sources, and health effects are identified below:

TABLE 2-1: CRITERIA POLLUTANTS

Criteria Pollutant	Description	Sources	Health Effects
CO	CO is a colorless, odorless gas produced by the incomplete combustion of carbon-containing fuels, such as gasoline or wood. CO concentrations tend to be the highest during the winter morning, when little to no wind and surface-based inversions trap the pollutant at ground levels. Because CO is emitted directly from internal combustion engines, unlike ozone (O_3), motor vehicles operating at slow speeds are the primary source of CO in the SCAB. The highest ambient CO concentrations are generally found near congested transportation corridors and intersections.	Any source that burns fuel such as automobiles, trucks, heavy construction equipment, farming equipment and residential heating.	Individuals with a deficient blood supply to the heart are the most susceptible to the adverse effects of CO exposure. The effects observed include earlier onset of chest pain with exercise, and electrocardiograph changes indicative of decreased oxygen (O_2) supply to the heart. Inhaled CO has no direct toxic effect on the lungs but exerts its effect on tissues by interfering with O_2 transport and competing with O_2 to combine with hemoglobin present in the blood to form carboxyhemoglobin (COHb). Hence, conditions with an increased demand for O_2 supply can be adversely affected by exposure to CO. Individuals most at risk include fetuses, patients with diseases involving heart and blood vessels, and patients with chronic hypoxemia (O_2 deficiency) as seen at high altitudes.
SO_2	SO_2 is a colorless, extremely irritating gas or liquid. It enters the atmosphere as a pollutant mainly as a result of burning high	Coal or oil burning power plants and industries,	A few minutes of exposure to low levels of SO_2 can result in airway constriction in some asthmatics, all of whom are

Criteria Pollutant	Description	Sources	Health Effects
	sulfur-content fuel oils and coal and from chemical processes occurring at chemical plants and refineries. When SO_2 oxidizes in the atmosphere, it forms SO_4. Collectively, these pollutants are referred to as sulfur oxides (SO_X).	refineries, diesel engines	sensitive to its effects. In asthmatics, increase in resistance to air flow, as well as reduction in breathing capacity leading to severe breathing difficulties, are observed after acute exposure to SO_2. In contrast, healthy individuals do not exhibit similar acute responses even after exposure to higher concentrations of SO_2. Animal studies suggest that despite SO_2 being a respiratory irritant, it does not cause substantial lung injury at ambient concentrations. However, very high levels of exposure can cause lung edema (fluid accumulation), lung tissue damage, and sloughing off of cells lining the respiratory tract. Some population-based studies indicate that the mortality and morbidity effects associated with fine particles show a similar association with ambient SO_2 levels. In these studies, efforts to separate the effects of SO_2 from those of fine particles have not been successful. It is not clear whether the two pollutants act synergistically, or one pollutant alone is the predominant factor.
NO_X	NO_X consist of nitric oxide (NO), nitrogen dioxide (NO_2) and nitrous oxide (N_2O) and are formed when nitrogen (N_2) combines with O_2. Their lifespan in the atmosphere ranges from one to seven days for nitric oxide and nitrogen dioxide, to 170	Any source that burns fuel such as automobiles, trucks, heavy construction equipment, farming equipment and residential heating.	Population-based studies suggest that an increase in acute respiratory illness, including infections and respiratory symptoms in children (not infants), is associated with long-term exposure to NO_2 at levels

Criteria Pollutant	Description	Sources	Health Effects
	years for nitrous oxide. NO_X is typically created during combustion processes and are major contributors to smog formation and acid deposition. NO_2 is a criteria air pollutant and may result in numerous adverse health effects; it absorbs blue light, resulting in a brownish-red cast to the atmosphere and reduced visibility. Of the seven types of nitrogen oxide compounds, NO_2 is the most abundant in the atmosphere. As ambient concentrations of NO_2 are related to traffic density, commuters in heavy traffic may be exposed to higher concentrations of NO_2 than those indicated by regional monitoring station.		found in homes with gas stoves, which are higher than ambient levels found in Southern California. Increase in resistance to air flow and airway contraction is observed after short-term exposure to NO_2 in healthy subjects. Larger decreases in lung functions are observed in individuals with asthma or chronic obstructive pulmonary disease (e.g., chronic bronchitis, emphysema) than in healthy individuals, indicating a greater susceptibility of these sub-groups. In animals, exposure to levels of NO_2 considerably higher than ambient concentrations result in increased susceptibility to infections, possibly due to the observed changes in cells involved in maintaining immune functions. The severity of lung tissue damage associated with high levels of O_3 exposure increases when animals are exposed to a combination of O_3 and NO_2.
O_3	O_3 is a highly reactive and unstable gas that is formed when VOCs and NO_X, both byproducts of internal combustion engine exhaust, undergo slow photochemical reactions in the presence of sunlight. O_3 concentrations are generally highest during the summer months when direct sunlight, light wind, and warm temperature conditions are favorable to the formation of this pollutant.	Formed when reactive organic gases (ROG) and NO_X react in the presence of sunlight. ROG sources include any source that burns fuels, (e.g., gasoline, natural gas, wood, oil) solvents, petroleum processing and storage and pesticides.	Individuals exercising outdoors, children, and people with preexisting lung disease, such as asthma and chronic pulmonary lung disease, are considered to be the most susceptible sub-groups for O_3 effects. Short-term exposure (lasting for a few hours) to O_3 at levels typically observed in Southern California can result in breathing pattern changes, reduction of breathing capacity, increased susceptibility to infections, inflammation of the lung

Criteria Pollutant	Description	Sources	Health Effects
			tissue, and some immunological changes. Elevated O_3 levels are associated with increased school absences. In recent years, a correlation between elevated ambient O_3 levels and increases in daily hospital admission rates, as well as mortality, has also been reported. An increased risk for asthma has been found in children who participate in multiple outdoor sports and live in communities with high O_3 levels. O_3 exposure under exercising conditions is known to increase the severity of the responses described above. Animal studies suggest that exposure to a combination of pollutants that includes O_3 may be more toxic than exposure to O_3 alone. Although lung volume and resistance changes observed after a single exposure diminish with repeated exposures, biochemical and cellular changes appear to persist, which can lead to subsequent lung structural changes.
Particulate Matter	PM_{10}: A major air pollutant consisting of tiny solid or liquid particles of soot, dust, smoke, fumes, and aerosols. Particulate matter pollution is a major cause of reduce visibility (haze) which is caused by the scattering of light and consequently the significant reduction air clarity. The size of the particles (10 microns or smaller, about 0.0004 inches or less) allows them to easily enter the lungs where they may be deposited, resulting in adverse health effects. Additionally, it	Sources of PM_{10} include road dust, windblown dust and construction. Also formed from other pollutants (acid rain, NO_X, SO_X, organics). Incomplete combustion of any fuel. $PM_{2.5}$ comes from fuel combustion in motor vehicles,	A consistent correlation between elevated ambient fine particulate matter (PM_{10} and $PM_{2.5}$) levels and an increase in mortality rates, respiratory infections, number and severity of asthma attacks and the number of hospital admissions has been observed in different parts of the United States and various areas around the world. In recent years, some studies have reported an association

Criteria Pollutant	Description	Sources	Health Effects
	should be noted that PM_{10} is considered a criteria air pollutant. $PM_{2.5}$: A similar air pollutant to PM_{10} consisting of tiny solid or liquid particles which are 2.5 microns or smaller (which is often referred to as fine particles). These particles are formed in the atmosphere from primary gaseous emissions that include SO_4 formed from SO_2 release from power plants and industrial facilities and nitrates that are formed from NO_X release from power plants, automobiles and other types of combustion sources. The chemical composition of fine particles highly depends on location, time of year, and weather conditions. $PM_{2.5}$ is a criteria air pollutant.	equipment and industrial sources, residential and agricultural burning. Also formed from reaction of other pollutants (acid rain, NO_X, SO_X, organics).	between long-term exposure to air pollution dominated by fine particles and increased mortality, reduction in lifespan, and an increased mortality from lung cancer. Daily fluctuations in $PM_{2.5}$ concentration levels have also been related to hospital admissions for acute respiratory conditions in children, to school and kindergarten absences, to a decrease in respiratory lung volumes in normal children, and to increased medication use in children and adults with asthma. Recent studies show lung function growth in children is reduced with long term exposure to particulate matter. The elderly, people with pre-existing respiratory or cardiovascular disease, and children appear to be more susceptible to the effects of high levels of PM_{10} and $PM_{2.5}$.
VOC	VOCs are hydrocarbon compounds (any compound containing various combinations of hydrogen and carbon atoms) that exist in the ambient air. VOCs contribute to the formation of smog through atmospheric photochemical reactions and/or may be toxic. Compounds of carbon (also known as organic compounds) have different levels of reactivity; that is, they do not react at the same speed or do not form O_3 to the same extent when exposed to photochemical processes. VOCs often have an odor, and some examples include gasoline, alcohol, and the solvents used in paints. Exceptions to the VOC designation include CO, carbon	Organic chemicals are widely used as ingredients in household products. Paints, varnishes and wax all contain organic solvents, as do many cleaning, disinfecting, cosmetic, degreasing and hobby products. Fuels are made up of organic chemicals. All of these products can release organic compounds while you are using them, and, to some	Breathing VOCs can irritate the eyes, nose and throat, can cause difficulty breathing and nausea, and can damage the central nervous system as well as other organs. Some VOCs can cause cancer. Not all VOCs have all these health effects, though many have several.

Criteria Pollutant	Description	Sources	Health Effects
	dioxide, carbonic acid, metallic carbides or carbonates, and ammonium carbonate. VOCs are a criteria pollutant since they are a precursor to O_3, which is a criteria pollutant. The terms VOC and ROG (see below) interchangeably.	degree, when they are stored.	
ROG	Similar to VOC, ROGs are also precursors in forming O_3 and consist of compounds containing methane, ethane, propane, butane, and longer chain hydrocarbons, which are typically the result of some type of combustion/decomposition process. Smog is formed when ROG and NO_X react in the presence of sunlight. ROGs are a criteria pollutant since they are a precursor to O_3, which is a criteria pollutant. The terms ROG and VOC (see previous) interchangeably.	Sources similar to VOCs.	Health effects similar to VOCs.
Lead (Pb)	Pb is a heavy metal that is highly persistent in the environment and is considered a criteria pollutant. In the past, the primary source of Pb in the air was emissions from vehicles burning leaded gasoline. The major sources of Pb emissions are ore and metals processing, particularly Pb smelters, and piston-engine aircraft operating on leaded aviation gasoline. Other stationary sources include waste incinerators, utilities, and lead-acid battery manufacturers. It should be noted that the Project does not include operational activities such as metal processing or Pb acid battery manufacturing. As such, the Project is not anticipated to generate a quantifiable amount of Pb emissions.	Metal smelters, resource recovery, leaded gasoline, deterioration of Pb paint.	Fetuses, infants, and children are more sensitive than others to the adverse effects of Pb exposure. Exposure to low levels of Pb can adversely affect the development and function of the central nervous system, leading to learning disorders, distractibility, inability to follow simple commands, and lower intelligence quotient. In adults, increased Pb levels are associated with increased blood pressure. Pb poisoning can cause anemia, lethargy, seizures, and death; although it appears that there are no direct effects of Pb on the respiratory system. Pb can be stored in the bone from early age environmental exposure, and elevated blood Pb levels

Criteria Pollutant	Description	Sources	Health Effects
			can occur due to breakdown of bone tissue during pregnancy, hyperthyroidism (increased secretion of hormones from the thyroid gland) and osteoporosis (breakdown of bony tissue). Fetuses and breast-fed babies can be exposed to higher levels of Pb because of previous environmental Pb exposure of their mothers.
Odor	Odor means the perception experienced by a person when one or more chemical substances in the air come into contact with the human olfactory nerves (5).	Odors can come from many sources including animals, human activities, industry, natures, and vehicles.	Offensive odors can potentially affect human health in several ways. First, odorant compounds can irritate the eye, nose, and throat, which can reduce respiratory volume. Second, studies have shown that the VOCs that cause odors can stimulate sensory nerves to cause neurochemical changes that might influence health, for instance, by compromising the immune system. Finally, unpleasant odors can trigger memories or attitudes linked to unpleasant odors, causing cognitive and emotional effects such as stress.

2.5 EXISTING AIR QUALITY

Existing air quality is measured at established SCAQMD air quality monitoring stations. Monitored air quality is evaluated in the context of ambient air quality standards. These standards are the levels of air quality that are considered safe, with an adequate margin of safety, to protect the public health and welfare. National Ambient Air Quality Standards (NAAQS) and California Ambient Air Quality Standards (CAAQS) currently in effect are shown in Table 2-2 (6).

The determination of whether a region's air quality is healthful or unhealthful is determined by comparing contaminant levels in ambient air samples to the state and federal standards. At the time of this AQIA, the most recent state and federal standards were updated by California Air Resources Board (CARB) on May ,4 2016 and are presented in Table 2-2. The air quality in a region is considered to be in attainment by the state if the measured ambient air pollutant levels for O_3, CO (except 8-hour Lake Tahoe), SO_2 (1 and 24 hour), NO_2, PM_{10}, and $PM_{2.5}$ are not to be exceeded. All others are not to be equaled or exceeded. It should be noted that the three-year period is presented for informational purposes and is not the basis for how the State assigns attainment status. Attainment status for a pollutant means that the SCAQMD meets the standards set by the Environmental Protection Agency (EPA) or the California EPA (CalEPA). Conversely, nonattainment means that an area has monitored air quality that does not meet the NAAQS or CAAQS standards. In order to improve air quality in nonattainment areas, a State Implementation Plan (SIP) is drafted by CARB. The SIP outlines the measures that the state will take to improve air quality. Once nonattainment areas meet the standards and additional redesignation requirements, the EPA will designate the area as a maintenance area (7).

TABLE 2-2: AMBIENT AIR QUALITY STANDARDS (1 OF 2)

Ambient Air Quality Standards						
Pollutant	Averaging Time	California Standards [1]		National Standards [2]		
		Concentration [3]	Method [4]	Primary [3,5]	Secondary [3,6]	Method [7]
Ozone (O_3)[8]	1 Hour	0.09 ppm (180 µg/m^3)	Ultraviolet Photometry	—	Same as Primary Standard	Ultraviolet Photometry
	8 Hour	0.070 ppm (137 µg/m^3)		0.070 ppm (137 µg/m^3)		
Respirable Particulate Matter (PM10)[9]	24 Hour	50 µg/m^3	Gravimetric or Beta Attenuation	150 µg/m^3	Same as Primary Standard	Inertial Separation and Gravimetric Analysis
	Annual Arithmetic Mean	20 µg/m^3		—		
Fine Particulate Matter (PM2.5)[9]	24 Hour	—	—	35 µg/m^3	Same as Primary Standard	Inertial Separation and Gravimetric Analysis
	Annual Arithmetic Mean	12 µg/m^3	Gravimetric or Beta Attenuation	12.0 µg/m^3	15 µg/m^3	
Carbon Monoxide (CO)	1 Hour	20 ppm (23 mg/m^3)	Non-Dispersive Infrared Photometry (NDIR)	35 ppm (40 mg/m^3)	—	Non-Dispersive Infrared Photometry (NDIR)
	8 Hour	9.0 ppm (10 mg/m^3)		9 ppm (10 mg/m^3)	—	
	8 Hour (Lake Tahoe)	6 ppm (7 mg/m^3)		—	—	
Nitrogen Dioxide (NO_2)[10]	1 Hour	0.18 ppm (339 µg/m^3)	Gas Phase Chemiluminescence	100 ppb (188 µg/m^3)	—	Gas Phase Chemiluminescence
	Annual Arithmetic Mean	0.030 ppm (57 µg/m^3)		0.053 ppm (100 µg/m^3)	Same as Primary Standard	
Sulfur Dioxide (SO_2)[11]	1 Hour	0.25 ppm (655 µg/m^3)	Ultraviolet Fluorescence	75 ppb (196 µg/m^3)	—	Ultraviolet Flourescence; Spectrophotometry (Pararosaniline Method)
	3 Hour	—		—	0.5 ppm (1300 µg/m^3)	
	24 Hour	0.04 ppm (105 µg/m^3)		0.14 ppm (for certain areas)[11]	—	
	Annual Arithmetic Mean	—		0.030 ppm (for certain areas)[11]	—	
Lead[12,13]	30 Day Average	1.5 µg/m^3	Atomic Absorption	—	—	High Volume Sampler and Atomic Absorption
	Calendar Quarter	—		1.5 µg/m^3 (for certain areas)[12]	Same as Primary Standard	
	Rolling 3-Month Average	—		0.15 µg/m^3		
Visibility Reducing Particles[14]	8 Hour	See footnote 14	Beta Attenuation and Transmittance through Filter Tape	No National Standards		
Sulfates	24 Hour	25 µg/m^3	Ion Chromatography			
Hydrogen Sulfide	1 Hour	0.03 ppm (42 µg/m^3)	Ultraviolet Fluorescence			
Vinyl Chloride[12]	24 Hour	0.01 ppm (26 µg/m^3)	Gas Chromatography			

See footnotes on next page …

For more information please call ARB-PIO at (916) 322-2990 **California Air Resources Board (5/4/16)**

TABLE 2-2: AMBIENT AIR QUALITY STANDARDS (2 OF 2)

1. California standards for ozone, carbon monoxide (except 8-hour Lake Tahoe), sulfur dioxide (1 and 24 hour), nitrogen dioxide, and particulate matter (PM10, PM2.5, and visibility reducing particles), are values that are not to be exceeded. All others are not to be equaled or exceeded. California ambient air quality standards are listed in the Table of Standards in Section 70200 of Title 17 of the California Code of Regulations.
2. National standards (other than ozone, particulate matter, and those based on annual arithmetic mean) are not to be exceeded more than once a year. The ozone standard is attained when the fourth highest 8-hour concentration measured at each site in a year, averaged over three years, is equal to or less than the standard. For PM10, the 24 hour standard is attained when the expected number of days per calendar year with a 24-hour average concentration above 150 $\mu g/m^3$ is equal to or less than one. For PM2.5, the 24 hour standard is attained when 98 percent of the daily concentrations, averaged over three years, are equal to or less than the standard. Contact the U.S. EPA for further clarification and current national policies.
3. Concentration expressed first in units in which it was promulgated. Equivalent units given in parentheses are based upon a reference temperature of 25°C and a reference pressure of 760 torr. Most measurements of air quality are to be corrected to a reference temperature of 25°C and a reference pressure of 760 torr; ppm in this table refers to ppm by volume, or micromoles of pollutant per mole of gas.
4. Any equivalent measurement method which can be shown to the satisfaction of the ARB to give equivalent results at or near the level of the air quality standard may be used.
5. National Primary Standards: The levels of air quality necessary, with an adequate margin of safety to protect the public health.
6. National Secondary Standards: The levels of air quality necessary to protect the public welfare from any known or anticipated adverse effects of a pollutant.
7. Reference method as described by the U.S. EPA. An "equivalent method" of measurement may be used but must have a "consistent relationship to the reference method" and must be approved by the U.S. EPA.
8. On October 1, 2015, the national 8-hour ozone primary and secondary standards were lowered from 0.075 to 0.070 ppm.
9. On December 14, 2012, the national annual PM2.5 primary standard was lowered from 15 $\mu g/m^3$ to 12.0 $\mu g/m^3$. The existing national 24-hour PM2.5 standards (primary and secondary) were retained at 35 $\mu g/m^3$, as was the annual secondary standard of 15 $\mu g/m^3$. The existing 24-hour PM10 standards (primary and secondary) of 150 $\mu g/m^3$ also were retained. The form of the annual primary and secondary standards is the annual mean, averaged over 3 years.
10. To attain the 1-hour national standard, the 3-year average of the annual 98th percentile of the 1-hour daily maximum concentrations at each site must not exceed 100 ppb. Note that the national 1-hour standard is in units of parts per billion (ppb). California standards are in units of parts per million (ppm). To directly compare the national 1-hour standard to the California standards the units can be converted from ppb to ppm. In this case, the national standard of 100 ppb is identical to 0.100 ppm.
11. On June 2, 2010, a new 1-hour SO_2 standard was established and the existing 24-hour and annual primary standards were revoked. To attain the 1-hour national standard, the 3-year average of the annual 99th percentile of the 1-hour daily maximum concentrations at each site must not exceed 75 ppb. The 1971 SO_2 national standards (24-hour and annual) remain in effect until one year after an area is designated for the 2010 standard, except that in areas designated nonattainment for the 1971 standards, the 1971 standards remain in effect until implementation plans to attain or maintain the 2010 standards are approved.

    Note that the 1-hour national standard is in units of parts per billion (ppb). California standards are in units of parts per million (ppm). To directly compare the 1-hour national standard to the California standard the units can be converted to ppm. In this case, the national standard of 75 ppb is identical to 0.075 ppm.
12. The ARB has identified lead and vinyl chloride as 'toxic air contaminants' with no threshold level of exposure for adverse health effects determined. These actions allow for the implementation of control measures at levels below the ambient concentrations specified for these pollutants.
13. The national standard for lead was revised on October 15, 2008 to a rolling 3-month average. The 1978 lead standard (1.5 $\mu g/m^3$ as a quarterly average) remains in effect until one year after an area is designated for the 2008 standard, except that in areas designated nonattainment for the 1978 standard, the 1978 standard remains in effect until implementation plans to attain or maintain the 2008 standard are approved.
14. In 1989, the ARB converted both the general statewide 10-mile visibility standard and the Lake Tahoe 30-mile visibility standard to instrumental equivalents, which are "extinction of 0.23 per kilometer" and "extinction of 0.07 per kilometer" for the statewide and Lake Tahoe Air Basin standards, respectively.

For more information please call ARB-PIO at (916) 322-2990 **California Air Resources Board (5/4/16)**

2.6 REGIONAL AIR QUALITY

Air pollution contributes to a wide variety of adverse health effects. The EPA has established NAAQS for six of the most common air pollutants: CO, Pb, O_3, particulate matter (PM_{10} and $PM_{2.5}$), NO_2, and SO_2 which are known as criteria pollutants. The SCAQMD monitors levels of various criteria pollutants at 37 permanent monitoring stations and 5 single-pollutant source Pb air monitoring sites throughout the air district (8). On February 21, 2019, CARB posted the 2018 amendments to the state and national area designations. See Table 2-3 for attainment designations for the SCAB (9). Appendix 2.1 provides geographic representation of the state and federal attainment status for applicable criteria pollutants within the SCAB.

TABLE 2-3: ATTAINMENT STATUS OF CRITERIA POLLUTANTS IN THE SCAB

Criteria Pollutant	State Designation	Federal Designation
O_3 – 1-hour standard	Nonattainment	--
O_3 – 8-hour standard	Nonattainment	Nonattainment
PM_{10}	Nonattainment	Attainment
$PM_{2.5}$	Nonattainment	Nonattainment
CO	Attainment	Unclassifiable/Attainment
NO_2	Attainment	Unclassifiable/Attainment
SO_2	Unclassifiable/Attainment	Unclassifiable/Attainment
Pb[2]	Attainment	Unclassifiable/Attainment

Note: See Appendix 2.1 for a detailed map of State/National Area Designations within the SCAB
"-" = The national 1-hour O_3 standard was revoked effective June 15, 2005.

2.7 LOCAL AIR QUALITY

The SCAQMD has designated general forecast areas and air monitoring areas (referred to as Source Receptor Areas [SRA]) throughout the district in order to provide Southern California residents about the air quality conditions. The Project site is located within the Central Orange County area (SRA 17). The Central Orange County monitoring station is located 4.97 miles northeast of the Project site and reports air quality statistics for O_3, CO, NO_2, PM_{10}, and $PM_{2.5}$.

The most recent three (3) years of data available is shown on Table 2-4 and identifies the number of days ambient air quality standards were exceeded for the study area, which is considered to be representative of the local air quality at the Project site. Data for O_3, CO, NO_2, PM_{10}, and $PM_{2.5}$ for 2016 through 2018 was obtained from the SCAQMD Air Quality Data Tables (10). Additionally, data for SO_2 has been omitted as attainment is regularly met in the SCAB and few monitoring stations measure SO_2 concentrations.

[2] The Federal nonattainment designation for lead is only applicable towards the Los Angeles County portion of the SCAB.

TABLE 2-4: PROJECT AREA AIR QUALITY MONITORING SUMMARY 2016-2018

Pollutant	Standard	Year		
		2016	2017	2018
O_3				
Maximum State 1-Hour Concentration (ppm)[1]	> 0.09 ppm	0.103	0.090	0.112
Maximum Federal/State 8-Hour Concentration (ppm)	> 0.07 ppm	0.074	0.076	0.071
Number of Days Exceeding State 1-Hour Standard	> 0.09 ppm	2	0	1
Number of Days Exceeding Federal/State 8-Hour Standard	> 0.07 ppm	4	4	1
CO				
Maximum Federal 1-Hour Concentration	> 35 ppm	2.6	2.5	2.3
Maximum Federal 8-Hour Concentration	> 20 ppm	2.1	2.1	1.9
NO_2				
Maximum Federal 1-Hour Concentration	> 0.100 ppm	0.064	0.081	0.066
Annual Average		0.015	0.014	0.014
PM_{10}				
Maximum Federal 24-Hour Concentration (µg/m^3)	> 150 µg/m^3	74	128	129
Annual Federal Arithmetic Mean (µg/m^3)		24.4	26.3	27.2
Number of Days Exceeding Federal 24-Hour Standard	> 150 µg/m^3	0	0	0
Number of Days Exceeding State 24-Hour Standard	> 50 µg/m^3	3	17	13
$PM_{2.5}$				
Maximum Federal 24-Hour Concentration (µg/m^3)	> 35 µg/m^3	44.45	53.90	54.10
Annual Federal Arithmetic Mean (µg/m^3)	> 12 µg/m^3	9.47	11.39	11.02
Number of Days Exceeding Federal 24-Hour Standard	> 35 µg/m^3	1	6	3

ppm = Parts Per Million
µg/m^3 = Microgram per Cubic Meter
Source: Data for O_3, CO, NO_2, PM_{10}, and $PM_{2.5}$ was obtained from SCAQMD Air Quality Data Tables.

2.8 REGULATORY BACKGROUND

2.8.1 FEDERAL REGULATIONS

The EPA is responsible for setting and enforcing the NAAQS for O_3, CO, NO_X, SO_2, PM_{10}, and Pb (11). The EPA has jurisdiction over emissions sources that are under the authority of the federal government including aircraft, locomotives, and emissions sources outside state waters (Outer Continental Shelf). The EPA also establishes emission standards for vehicles sold in states other than California. Automobiles sold in California must meet the stricter emission requirements of CARB.

The Federal Clean Air Act (CAA) was first enacted in 1955 and has been amended numerous times in subsequent years (1963, 1965, 1967, 1970, 1977, and 1990). The CAA establishes the federal air quality standards, the NAAQS, and specifies future dates for achieving compliance (12). The CAA also mandates that states submit and implement SIPs for local areas not meeting these standards. These plans must include pollution control measures that demonstrate how the standards will be met.

The 1990 amendments to the CAA that identify specific emission reduction goals for areas not meeting the NAAQS require a demonstration of reasonable further progress toward attainment and incorporate additional sanctions for failure to attain or to meet interim milestones. The sections of the CAA most directly applicable to the development of the Project site include Title I (Non-Attainment Provisions) and Title II (Mobile Source Provisions) (13) (14). Title I provisions were established with the goal of attaining the NAAQS for the following criteria pollutants O_3, NO_2, SO_2, PM_{10}, CO, $PM_{2.5}$, and Pb. The NAAQS were amended in July 1997 to include an additional standard for O_3 and to adopt a NAAQS for $PM_{2.5}$. Table 2-3 (previously presented) provides the NAAQS within the SCAB.

Mobile source emissions are regulated in accordance with Title II provisions. These provisions require the use of cleaner burning gasoline and other cleaner burning fuels such as methanol and natural gas. Automobile manufacturers are also required to reduce tailpipe emissions of hydrocarbons and NO_X. NO_X is a collective term that includes all forms of NO_X which are emitted as byproducts of the combustion process.

2.8.2 CALIFORNIA REGULATIONS

CARB

CARB, which became part of the CalEPA in 1991, is responsible for ensuring implementation of the California Clean Air Act (AB 2595), responding to the federal CAA, and for regulating emissions from consumer products and motor vehicles. AB 2595 mandates achievement of the maximum degree of emissions reductions possible from vehicular and other mobile sources in order to attain the state ambient air quality standards by the earliest practical date. CARB established the CAAQS for all pollutants for which the federal government has NAAQS and, in addition, establishes standards for SO_4, visibility, hydrogen sulfide (H_2S), and vinyl chloride (C_2H_3Cl). However, at this time, H_2S and C_2H_3Cl are not measured at any monitoring stations in the SCAB because they are not considered to be a regional air quality problem. Generally, the CAAQS are more stringent than the NAAQS (15) (11).

Local air quality management districts, such as the SCAQMD, regulate air emissions from stationary sources such as commercial and industrial facilities. All air pollution control districts have been formally designated as attainment or non-attainment for each CAAQS.

Serious non-attainment areas are required to prepare Air Quality Management Plans (AQMP) that include specified emission reduction strategies in an effort to meet clean air goals. These plans are required to include:

- Application of Best Available Retrofit Control Technology to existing sources;

- Developing control programs for area sources (e.g., architectural coatings and solvents) and indirect sources (e.g. motor vehicle use generated by residential and commercial development);
- A District permitting system designed to allow no net increase in emissions from any new or modified permitted sources of emissions;
- Implementing reasonably available transportation control measures and assuring a substantial reduction in growth rate of vehicle trips and miles traveled;
- Significant use of low emissions vehicles by fleet operators;
- Sufficient control strategies to achieve a 5% or more annual reduction in emissions or 15% or more in a period of three years for ROGs, NO_X, CO and PM_{10}. However, air basins may use alternative emission reduction strategy that achieves a reduction of less than 5% per year under certain circumstances.

TITLE 24 ENERGY EFFICIENCY STANDARDS AND CALIFORNIA GREEN BUILDING STANDARDS

California Code of Regulations (CCR) Title 24 Part 6: The California Energy Code was first adopted in 1978 in response to a legislative mandate to reduce California's energy consumption.

The standards are updated periodically to allow consideration and possible incorporation of new energy efficient technologies and methods. CCR, Title 24, Part 11: California Green Building Standards Code (CALGreen) is a comprehensive and uniform regulatory code for all residential, commercial, and school buildings that went in effect on January 1, 2009, and is administered by the California Building Standards Commission.

CALGreen is updated on a regular basis, with the most recent approved update consisting of the 2019 California Green Building Code Standards that became effective January 1, 2020. Local jurisdictions are permitted to adopt more stringent requirements, as state law provides methods for local enhancements. CALGreen recognizes that many jurisdictions have developed existing construction waste and demolition ordinances and defers to them as the ruling guidance provided they establish a minimum 65% diversion requirement. The code also provides exemptions for areas not served by construction waste and demolition recycling infrastructure. The State Building Code provides the minimum standard that buildings must meet in order to be certified for occupancy, which is generally enforced by the local building official. Energy efficient buildings require less electricity; therefore, increased energy efficiency reduces fossil fuel consumption and decreases greenhouse gas (GHG) emissions. The 2019 version of Title 24 was adopted by the California Energy Commission (CEC) and became effective on January 1, 2020.

The 2019 Title 24 standards will result in less energy use, thereby reducing air pollutant emissions associated with energy consumption in the SCAB and across the State of California. For example, the 2019 Title 24 standards will require solar photovoltaic systems for new homes, establish requirements for newly constructed healthcare facilities, encourage demand responsive technologies for residential buildings, and update indoor and outdoor lighting requirements for nonresidential buildings.

The CEC anticipates that single-family homes built with the 2019 standards will use approximately 7% less energy compared to the residential homes built under the 2016 standards. Additionally, after implementation of solar photovoltaic systems, homes built under the 2019 standards will

use about 53% less energy than homes built under the 2016 standards. Nonresidential buildings (such as the Project) will use approximately 30% less energy due to lighting upgrade requirements (16).

Because the Project will be constructed after January 1, 2019, the 2019 CALGreen standards are applicable to the Project and require, among other items (17):

- Short-term bicycle parking. If the new project or an additional alteration is anticipated to generate visitor traffic, provide permanently anchored bicycle racks within 200 feet of the visitors' entrance, readily visible to passers-by, for 5% of new visitor motorized vehicle parking spaces being added, with a minimum of one two-bike capacity rack (5.106.4.1.1).
- Long-term bicycle parking. For new buildings with tenant spaces that have 10 or more tenant-occupants, provide secure bicycle parking for 5% of the tenant-occupant vehicular parking spaces with a minimum of one bicycle parking facility (5.106.4.1.2).
- Designated parking for clean air vehicles. In new projects or additions to alterations that add 10 or more vehicular parking spaces, provide designated parking for any combination of low-emitting, fuel-efficient and carpool/van pool vehicles as shown in Table 5.106.5.2 (5.106.5.2).
- Electric vehicle (EV) charging stations. New construction shall facilitate the future installation of EV supply equipment. The compliance requires empty raceways for future conduit and documentation that the electrical system has adequate capacity for the future load. The number of spaces to be provided for is contained in Table 5.106. 5.3.3 (5.106.5.3).
- Outdoor light pollution reduction. Outdoor lighting systems shall be designed to meet the backlight, uplight and glare ratings per Table 5.106.8 (5.106.8)
- Construction waste management. Recycle and/or salvage for reuse a minimum of 65% of the nonhazardous construction and demolition waste in accordance with Section
- 5.408.1.1. 5.405.1.2, or 5.408.1.3; or meet a local construction and demolition waste management ordinance, whichever is more stringent (5.408.1).
- Excavated soil and land clearing debris. 100% of trees, stumps, rocks and associated vegetation and soils resulting primarily from land clearing shall be reused or recycled. For a phased project, such material may be stockpiled on site until the storage site is developed (5.408.3).
- Recycling by Occupants. Provide readily accessible areas that serve the entire building and are identified for the depositing, storage and collection of non-hazardous materials for recycling, including (at a minimum) paper, corrugated cardboard, glass, plastics, organic waste, and metals or meet a lawfully enacted local recycling ordinance, if more restrictive (5.410.1).
- Water conserving plumbing fixtures and fittings. Plumbing fixtures (water closets and urinals) and fittings (faucets and showerheads) shall comply with the following:
    - Water Closets. The effective flush volume of all water closets shall not exceed 1.28 gallons per flush (5.303.3.1)
    - Urinals. The effective flush volume of wall-mounted urinals shall not exceed 0.125 gallons per flush (5.303.3.2.1). The effective flush volume of floor- mounted or other urinals shall not exceed 0.5 gallons per flush (5.303.3.2.2).
    - Showerheads. Single showerheads shall have a minimum flow rate of not more than 1.8 gallons per minute and 80 psi (5.303.3.3.1). When a shower is served by more than one

showerhead, the combine flow rate of all showerheads and/or other shower outlets controlled by a single valve shall not exceed 1.8 gallons per minute at 80 psi (5.303.3.3.2).

  - Faucets and fountains. Nonresidential lavatory faucets shall have a maximum flow rate of not more than 0.5 gallons per minute at 60 psi (5.303.3.4.1). Kitchen faucets shall have a maximum flow rate of not more than 1.8 gallons per minute of 60 psi (5.303.3.4.2). Wash fountains shall have a maximum flow rate of not more than 1.8 gallons per minute (5.303.3.4.3). Metering faucets shall not deliver more than 0.20 gallons per cycle (5.303.3.4.4). Metering faucets for wash fountains shall have a maximum flow rate not more than 0.20 gallons per cycle (5.303.3.4.5).

- Outdoor portable water use in landscaped areas. Nonresidential developments shall comply with a local water efficient landscape ordinance or the current California Department of Water Resources' Model Water Efficient (MWELO), whichever is more stringent (5.304.1).
- Water meters. Separate submeters or metering devices shall be installed for new buildings or additions in excess of 50,000 sf or for excess consumption where any tenant within a new building or within an addition that is project to consume more than 1,000 gallons per day (5.303.1.1 and 5.303.1.2).
- Outdoor water use in rehabilitated landscape projects equal or greater than 2,500 sf. Rehabilitated landscape projects with an aggregate landscape area equal to or greater than 2,500 sf requiring a building or landscape permit (5.304.3).
- Commissioning. For new buildings 10,000 sf and over, building commissioning shall be included in the design and construction processes of the building project to verify that the building systems and components meet the owner's or owner representative's project requirements (5.410.2).

2.8.3 AIR QUALITY MANAGEMENT PLANNING

Currently, the NAAQS and CAAQS are exceeded in most parts of the SCAB. In response, the SCAQMD has adopted a series of AQMP to meet the state and federal ambient air quality standards (18). AQMPs are updated regularly in order to more effectively reduce emissions, accommodate growth, and to minimize any negative fiscal impacts of air pollution control on the economy. A detailed discussion on the AQMP and Project consistency with the AQMP is provided in Section 3.9.

2.9 REGIONAL AIR QUALITY IMPROVEMENT

The Project is within the jurisdiction of the SCAQMD. In 1976, California adopted the Lewis Air Quality Management Act which created SCAQMD from a voluntary association of air pollution control districts in Los Angeles, Orange, Riverside, and San Bernardino counties. The geographic area of which SCAQMD consists is known as the SCAB. SCAQMD develops comprehensive plans and regulatory programs for the region to attain federal standards by dates specified in federal law. The agency is also responsible for meeting state standards by the earliest date achievable, using reasonably available control measures.

SCAQMD rule development through the 1970s and 1980s resulted in dramatic improvement in SCAB air quality. Nearly all control programs developed through the early 1990s relied on (i) the development and application of cleaner technology; (ii) add-on emission controls, and (iii) uniform CEQA review throughout the SCAB. Industrial emission sources have been significantly

reduced by this approach and vehicular emissions have been reduced by technologies implemented at the state level by CARB.

As discussed above, the SCAQMD is the lead agency charged with regulating air quality emission reductions for the entire SCAB. SCAQMD created AQMPs which represent a regional blueprint for achieving healthful air on behalf of the 16 million residents of the SCAB.

Emissions of O_3, NO_X, VOC, and CO have been decreasing in the SCAB since 1975 and are projected to continue to decrease through 2020 (19). These decreases result primarily from motor vehicle controls and reductions in evaporative emissions. Although vehicle miles traveled (VMT) in the SCAB continue to increase, NO_X and VOC levels are decreasing because of the mandated controls on motor vehicles and the replacement of older polluting vehicles with lower-emitting vehicles. NO_X emissions from electric utilities have also decreased due to use of cleaner fuels and renewable energy. O_3 contour maps show that the number of days exceeding the 8-hour NAAQS has decreased between 1997 and 2007. In the 2007 period, there was an overall decrease in exceedance days compared with the 1997 period. However, as shown on Table 2-5, O_3 levels have increased in the past two years due to higher temperatures and stagnant weather conditions. Notwithstanding, O_3 levels in the SCAB have decreased substantially over the last 30 years with the current maximum measured concentrations being approximately one-third of concentrations within the late 70's (20).

TABLE 2-5: SCAB O_3 TREND

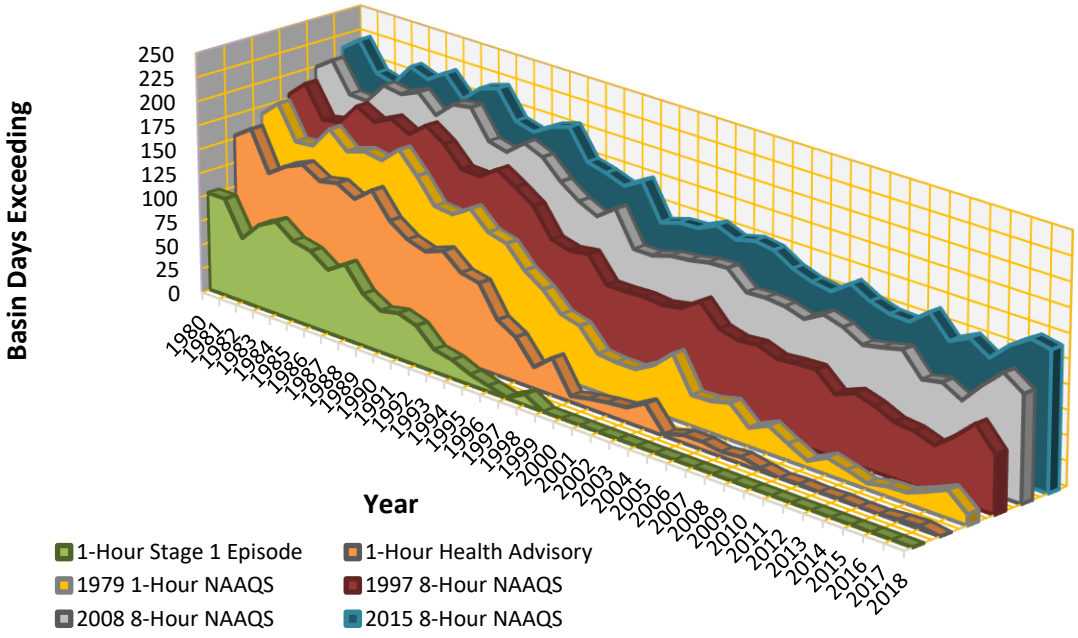

Source: 2020 SCAQMD, Historical O_3 Air Quality Trends (1976-2018)

The overall trends of PM_{10} and $PM_{2.5}$ levels in the air (not emissions) show an overall improvement since 1975. Direct emissions of PM_{10} have remained somewhat constant in the SCAB and direct emissions of $PM_{2.5}$ have decreased slightly since 1975. Area wide sources

(fugitive dust from roads, dust from construction and demolition, and other sources) contribute the greatest amount of direct particulate matter emissions.

As with other pollutants, the most recent PM_{10} statistics show an overall improvement as illustrated in Tables 2-6 and 2-7. During the period for which data are available, the 24-hour national annual average concentration for PM_{10} decreased by approximately 48%, from 103.7 microgram per cubic meter (µg/m³) in 1988 to 53.5 µg/m³ in 2018 (21). Although the values are below the federal standard, it should be noted that there are days within the year where the concentrations will exceed the threshold. The 24-hour state annual average for emissions for PM_{10}, have decreased by approximately 53% since 1988 (21). Although data in the late 1990's show some variability, this is probably due to the advances in meteorological science rather than a change in emissions. Similar to the ambient concentrations, the calculated number of days above the 24-hour PM_{10} standards has also shown an overall drop.

TABLE 2-6: SCAB AVERAGE 24-HOUR CONCENTRATION PM_{10} TREND (BASED ON FEDERAL STANDARD)[1]

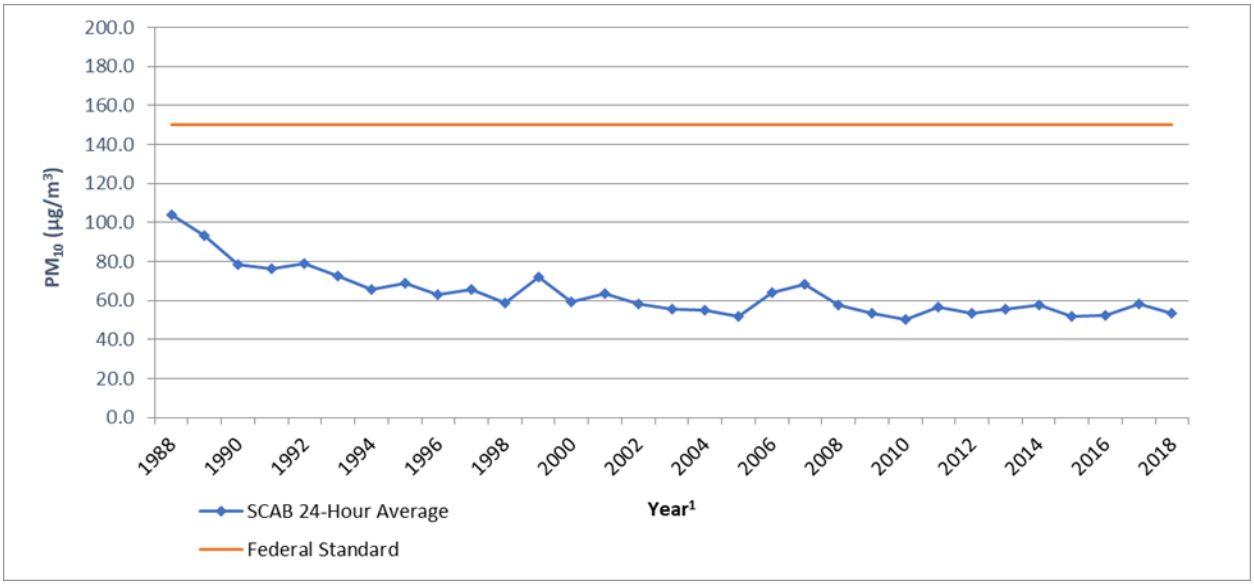

Source: 2020 CARB, iADAM: Top Four Summary: PM_{10} 24-Hour Averages (1988-2018)

[1] Some year have been omitted from the table as insufficient data (or no) data has been reported. Years with reported value of "0" have also been omitted.

TABLE 2-7: SCAB ANNUAL AVERAGE CONCENTRATION PM_{10} TREND (BASED ON STATE STANDARD)[1]

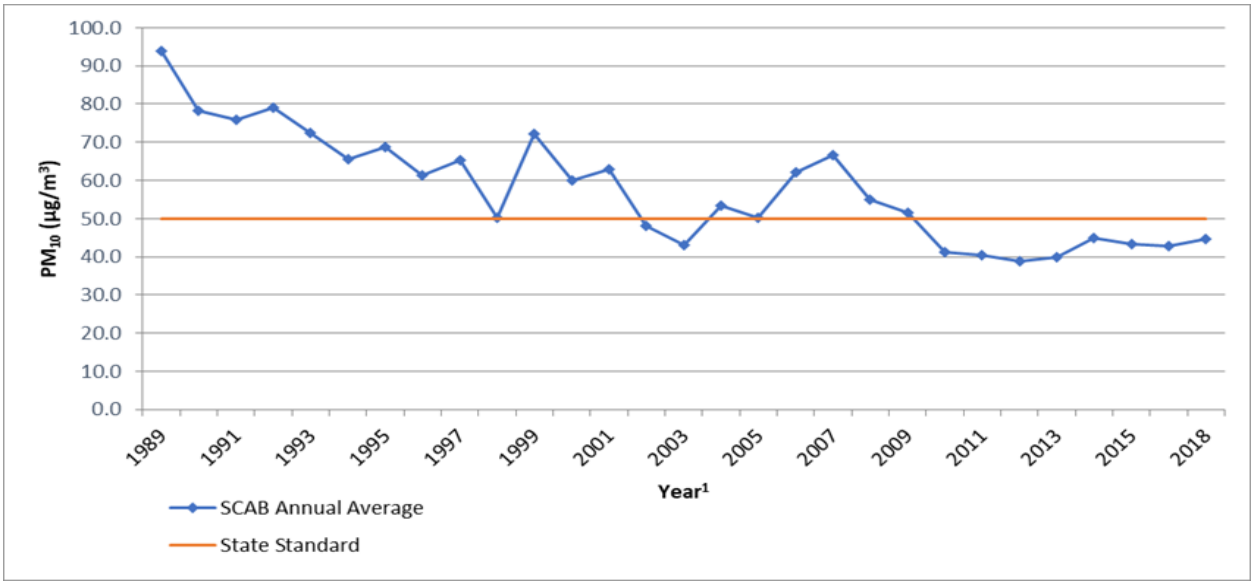

Source: 2020 CARB, iADAM: Top Four Summary: PM_{10} 24-Hour Averages (1988-2018)
[1] Some year have been omitted from the table as insufficient data (or no) data has been reported. Years with reported value of "0" have also been omitted.

Tables 2-8 and 2-9 shows the most recent 24-hour average $PM_{2.5}$ concentrations in the SCAB from 1999 through 2018. Overall, the national and state annual average concentrations have decreased by almost 52% and 33% respectively (21). It should be noted that the SCAB is currently designated as nonattainment for the state and federal $PM_{2.5}$ standards.

TABLE 2-8: SCAB 24-HOUR AVERAGE CONCENTRATION $PM_{2.5}$ TREND (BASED ON FEDERAL STANDARD)[1]

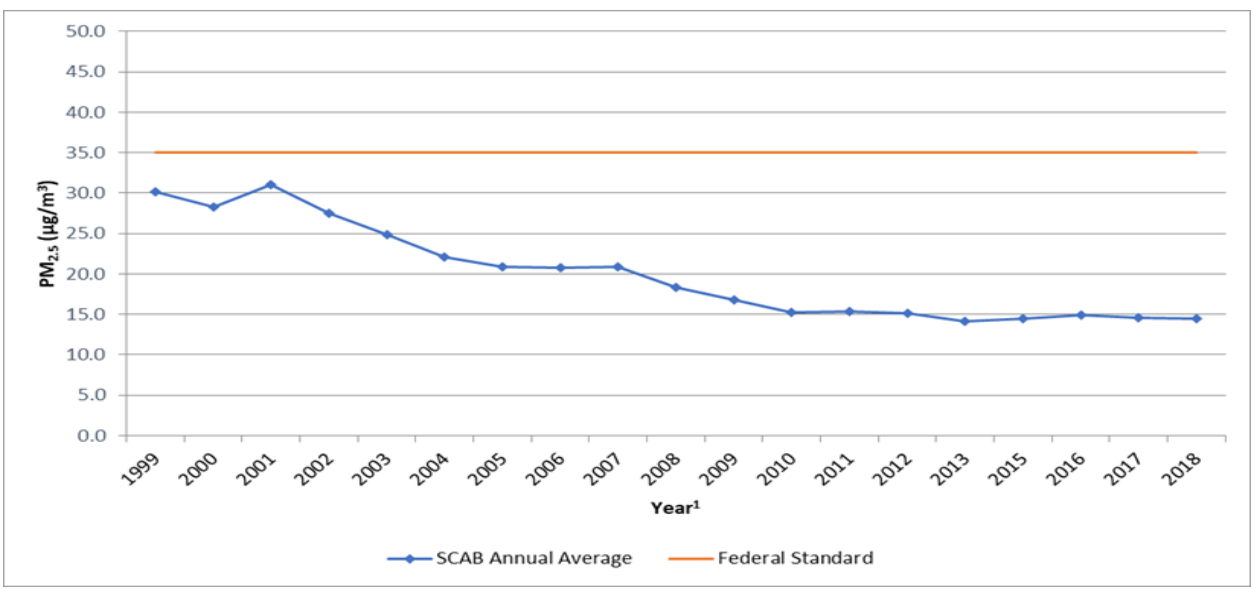

Source: 2020 CARB, iADAM: Top Four Summary: $PM_{2.5}$ 24-Hour Averages (1999-2018)
[1] Some year have been omitted from the table as insufficient data (or no) data has been reported. Years with reported value of "0" have also been omitted.

TABLE 2-9: SCAB ANNUAL AVERAGE CONCENTRATION $PM_{2.5}$ TREND (BASED ON STATE STANDARD)[1]

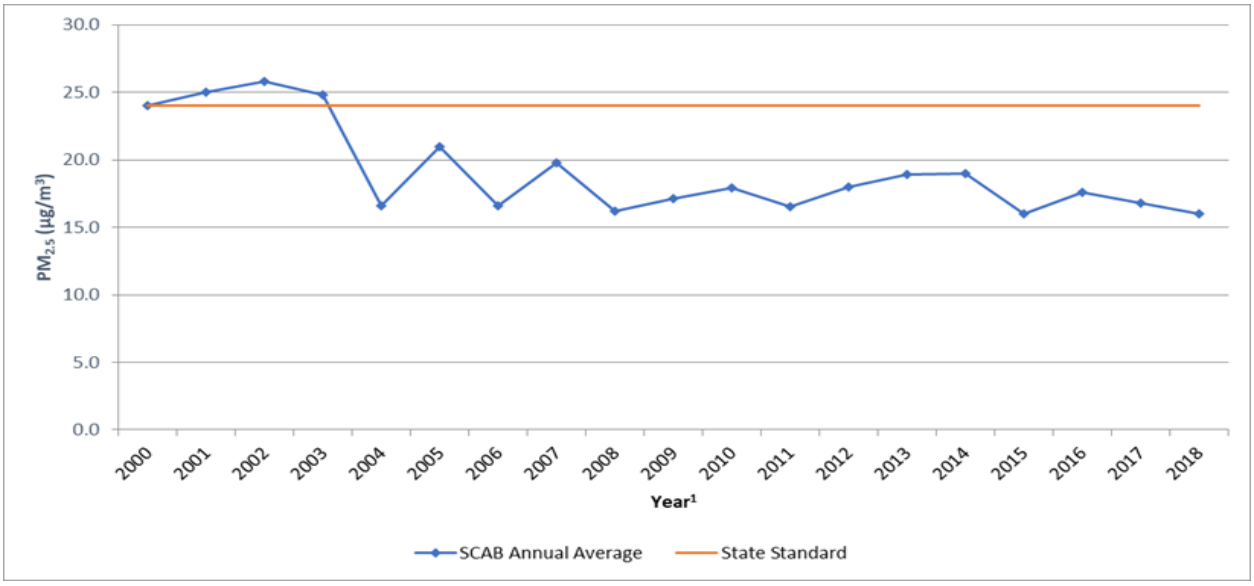

Source: 2020 CARB, iADAM: Top Four Summary: $PM_{2.5}$ 24-Hour Averages (1999-2018)

[1] Some year have been omitted from the table as insufficient data (or no) data has been reported. Years with reported value of "0" have also been omitted.

In March 2017, the SCAQMD released the Final 2016 AQMP. The 2016 AQMP continues to evaluate current integrated strategies and control measures to meet the NAAQS, as well as, explore new and innovative methods to reach its goals. Some of these approaches include utilizing incentive programs, recognizing existing co-benefit programs from other sectors, and developing a strategy with fair-share reductions at the federal, state, and local levels (22). The 2016 AQMP incorporates scientific and technological information and planning assumptions, including the 2016-2040 Regional Transportation Plan/Sustainable Communities Strategy (2016-2040 RTP/SCS) and updated emission inventory methodologies for various source categories (18).

The most recent CO concentrations in the SCAB are shown in Table 2-10 (21). CO concentrations in the SCAB have decreased markedly — a total decrease of more about 80% in the peak 8-hour concentration since 1986. It should be noted 2012 is the most recent year where 8-hour CO averages and related statistics are available in the SCAB. The number of exceedance days has also declined. The entire SCAB is now designated as attainment for both the state and national CO standards. Ongoing reductions from motor vehicle control programs should continue the downward trend in ambient CO concentrations.

TABLE 2-10: SCAB 8-HOUR AVERAGE CONCENTRATION CO TREND[1]

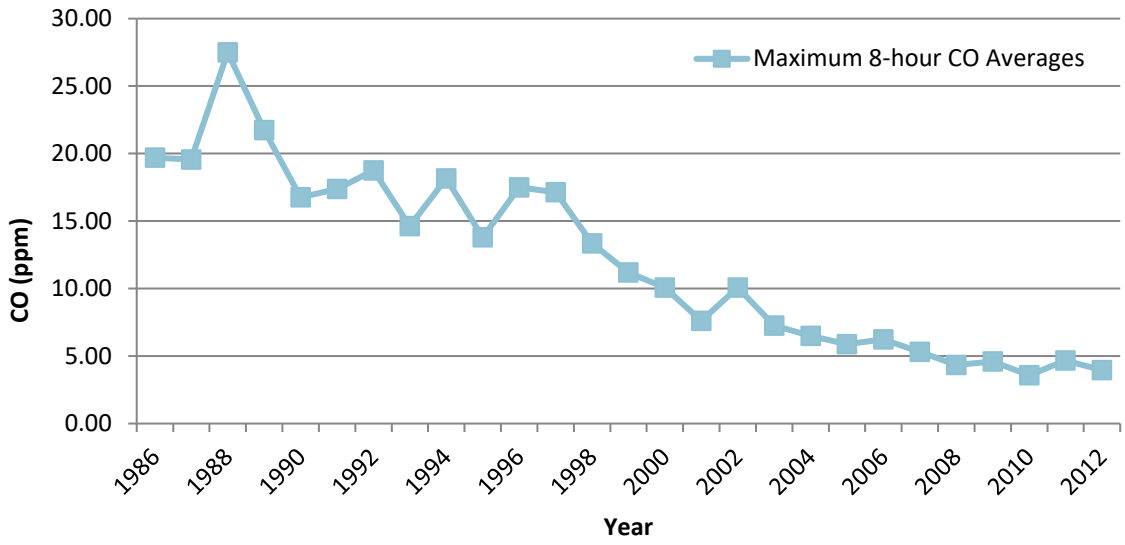

Source: 2020 CARB, iADAM: Top Four Summary: CO 8-Hour Averages (1999-2018)
[1] The most recent year where 8-hour concentration data is available is 2012.

Part of the control process of the SCAQMD's duty to greatly improve the air quality in the SCAB is the uniform CEQA review procedures required by SCAQMD's CEQA Handbook (23). The single threshold of significance used to assess Project direct and cumulative impacts has in fact "worked" as evidenced by the track record of the air quality in the SCAB dramatically improving over the course of the past decades. As stated by the SCAQMD, the District's thresholds of significance are based on factual and scientific data and are therefore appropriate thresholds of significance to use for this Project.

The most recent NO_2 data for the SCAB is shown in Tables 2-11 and 2-12 (21). Over the last 50 years, NO_2 values have decreased significantly; the peak 1-hour national and state averages for 2018 is approximately 82% lower than what it was during 1963. The SCAB attained the State 1-hour NO_2 standard in 1994, bringing the entire state into attainment. A new state annual average standard of 0.030 ppm was adopted by the ARB in February 2007 (24). The new standard is just barely exceeded in the SCAQMD. NO_2 is formed from NO_X emissions, which also contribute to O_3. As a result, the majority of the future emission control measures will be implemented as part of the overall O_3 control strategy. Many of these control measures will target mobile sources, which account for more than three-quarters of California's NO_X emissions. These measures are expected to bring the SCAQMD into attainment of the state annual average standard.

TABLE 2-11: SCAB 1-HOUR AVERAGE CONCENTRATION NO_2 TREND (BASED ON FEDERAL STANDARD)

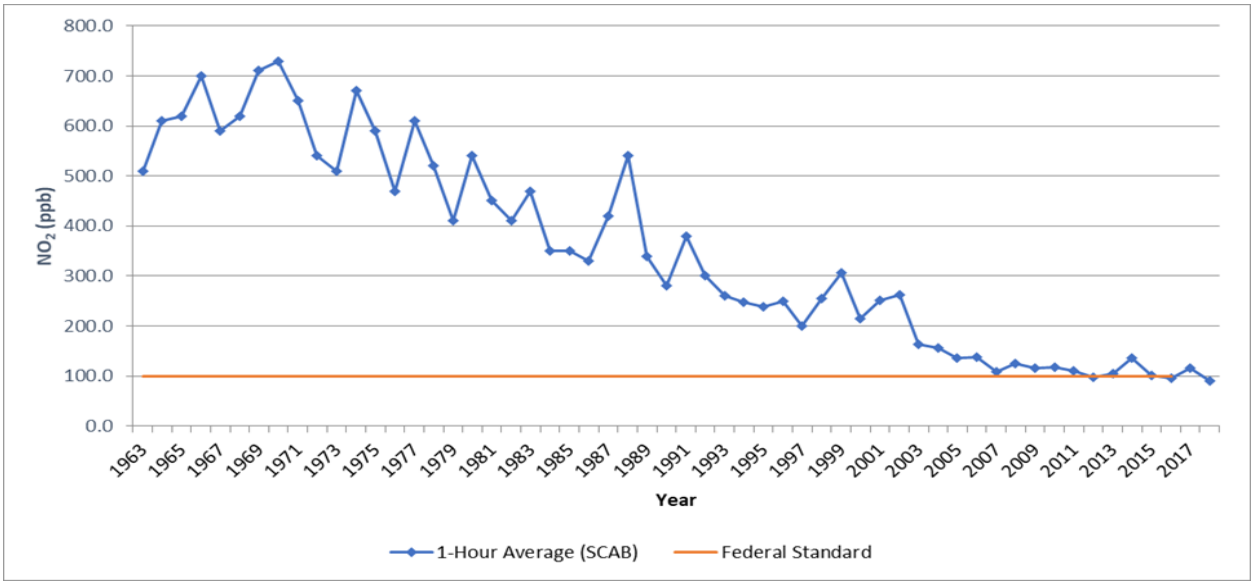

Source: 2020 CARB, iADAM: Top Four Summary: CO 1-Hour Averages (1963-2018)

TABLE 2-12: SCAB 1-HOUR AVERAGE CONCENTRATION NO_2 TREND (BASED ON STATE STANDARD)

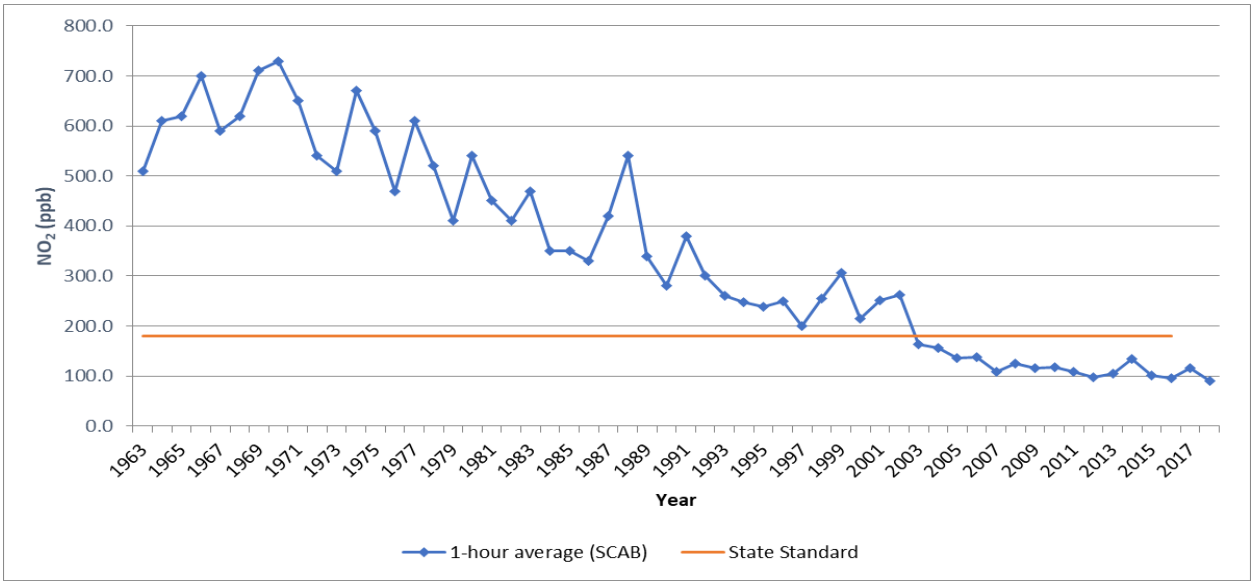

Source: 2020 CARB, iADAM: Top Four Summary: CO 1-Hour Averages (1963-2018)

2.9.1 Toxic Air Contaminants (TAC) Trends

In 1984, as a result of public concern for exposure to airborne carcinogens, CARB adopted regulations to reduce the amount of TAC emissions resulting from mobile and area sources, such as cars, trucks, stationary products, and consumer products. According to the *Ambient and Emission Trends of Toxic Air Contaminants in California* journal article (25) which was prepared for CARB, results show that between 1990-2012, ambient concentration and emission trends for

the seven TACs responsible for most of the known cancer risk associated with airborne exposure in California have declined significantly (between 1990 and 2012). The seven TACs studied include those that are derived from mobile sources: diesel particulate matter (DPM), benzene (C_6H_6), and 1,3-butadiene (C_4H_6); those that are derived from stationary sources: perchloroethylene (C_2Cl_4) and hexavalent chromium (Cr(VI)); and those derived from photochemical reactions of emitted VOCs: formaldehyde (CH_2O) and acetaldehyde (C_2H_4O)[3]. The decline in ambient concentration and emission trends of these TACs are a result of various regulations CARB has implemented to address cancer risk.

MOBILE SOURCE TACS

CARB introduced two programs that aimed at reducing mobile emissions for light and medium duty vehicles through vehicle emissions controls and cleaner fuel. In California, light-duty vehicles sold after 1996 are equipped with California's second-generation On-Board Diagnostic (OBD-II) system. The OBD-II system monitors virtually every component that can affect the emission performance of the vehicle to ensure that the vehicle remains as clean as possible over its entire life and assists repair technicians in diagnosing and fixing problems with the computerized engine controls. If a problem is detected, the OBD-II system illuminates a warning lamp on the vehicle instrument panel to alert the driver. This warning lamp typically contains the phrase "Check Engine" or "Service Engine Soon". The system will also store important information about the detected malfunction so that a repair technician can accurately find and fix the problem. CARB has recently developed similar OBD requirements for heavy-duty vehicles over 14,000 pounds (lbs). CARB's phase II Reformulated Gasoline Regulation (RFG-2), adopted in 1996, also led to a reduction of mobile source emissions. Through such regulations, benzene levels declined 88% from 1990-2012. 1,3-Butadiene concentrations also declined 85% from 1990-2012 as a result of the use of reformulated gasoline and motor vehicle regulations (25).

In 2000, CARB's Diesel Risk Reduction Plan (DRRP) recommended the replacement and retrofit of diesel-fueled engines and the use of ultra-low-sulfur (<15 ppm) diesel fuel. As a result of these measures, DPM concentrations have declined 68% since 2000, even though the state's population increased 31% and the amount of diesel vehicles miles traveled increased 81%, as shown on Exhibit 2-B. With the implementation of these diesel-related control regulations, CARB expects a DPM decline of 71% for 2000-2020.

[3] It should be noted that ambient DPM concentrations are not measured directly. Rather, a surrogate method using the coefficient of haze (COH) and elemental carbon (EC) is used to estimate DPM concentrations.

EXHIBIT 2-A: DPM AND DIESEL VEHICLE MILES TREND

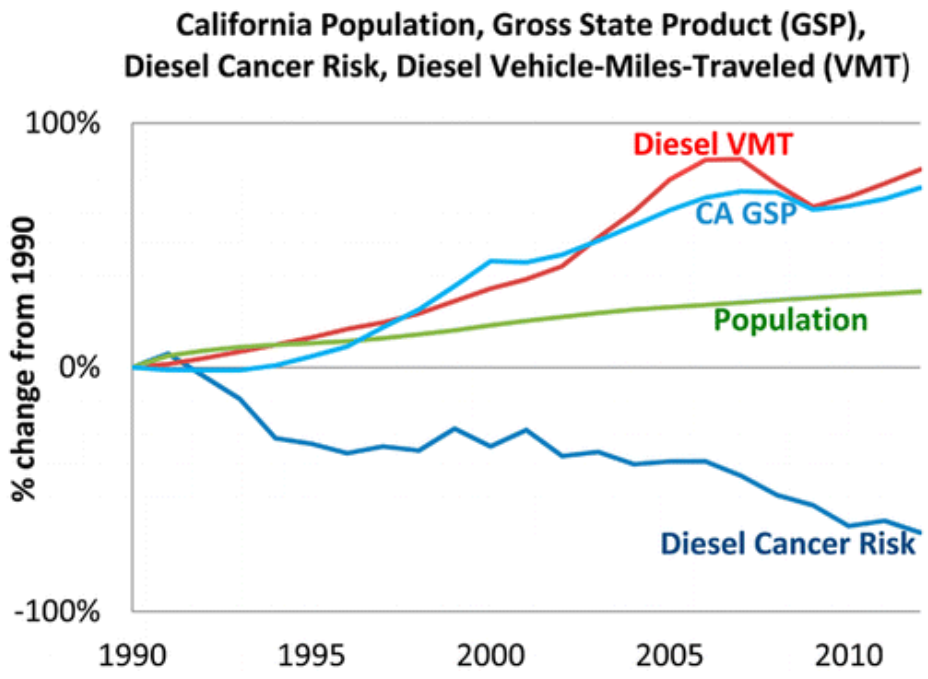

Source: 2020 CARB

DIESEL REGULATIONS

CARB and the Ports of Los Angeles and Long Beach (POLA and POLB) have adopted several iterations of regulations for diesel trucks that are aimed at reducing DPM. More specifically, CARB Drayage Truck Regulation (26), CARB statewide On-road Truck and Bus Regulation (27), and the Ports of Los Angeles and Long Beach Clean Truck Program (CTP) require accelerated implementation of "clean trucks" into the statewide truck fleet (28). In other words, older more polluting trucks will be replaced with newer, cleaner trucks as a function of these regulatory requirements.

Moreover, the average statewide DPM emissions for Heavy Duty Trucks (HDT), in terms of grams of DPM generated per mile traveled, will dramatically be reduced due to the aforementioned regulatory requirements.

Diesel emissions identified in this analysis would therefore overstate future DPM emissions since not all the regulatory requirements are reflected in the modeling.

CANCER RISK TRENDS

Based on information available from CARB, overall cancer risk throughout the SCAB has had a declining trend since 1990. In 1998, following an exhaustive 10-year scientific assessment process, CARB identified particulate matter from diesel-fueled engines as a toxic air contaminant. The SCAQMD initiated a comprehensive urban toxic air pollution study called the Multiple Air Toxics Exposure Study (MATES). DPM accounts for more than 70% of the cancer risk.

In 2008 the SCAQMD prepared an update to the MATES-II study, referred to as MATES-III. MATES-III estimates the average excess cancer risk level from exposure to TACs is an approximately 17% decrease in comparison to the MATES-II study.

In 2015, the SCAQMD published an in-depth analysis of the toxic air contaminants and the resulting health risks for all of Southern California. The *Multiple Air Toxics Exposure Study in the SCAB, MATES IV,"* which shows that cancer risk has decreased less than 50% since MATES III (2005) (29).

MATES-IV study represents the baseline health risk for a cumulative analysis. MATES-IV calculated cancer risks based on monitoring data collected at ten fixed sites within the SCAB. None of the fixed monitoring sites are within the local area of the Project site. However, MATES-IV has extrapolated the excess cancer risk levels throughout the SCAB by modeling the specific grids. Based on the MATES-IV Estimated Risk model, geographic grid containing the Project site is predicted to have an excess cancer risk of 1,093.30 in one million (30). DPM is included in this cancer risk along with all other TAC sources. DPM accounts for 68% of the total risk shown in MATES-IV. Cumulative Project generated TACs are limited to DPM.

In January 2018, as part of the overall effort to reduce air toxics exposure in the SCAB, SCAQMD began conducting the MATES V Program. MATES V field measurements will be conducted over a one-year period at ten fixed sites (the same sites selected for MATES III and IV) to assess trends in air toxics levels. MATES V will also include measurements of ultrafine particles (UFP) and black carbon (BC) concentrations, which can be compared to the UFP levels measured in MATES IV (31). During the time this AQIA was prepared, the final report for the MATES V study was not available and no definitive date for its release has been provided by SCAQMD.

2.10 EXISTING PROJECT SITE AIR QUALITY CONDITIONS

As previously stated, the site is currently occupied by the former Mitsubishi Motors Corporation, which includes 145,004 sf of warehousing use, 180,000 sf corporate headquarters office building, and 70,000 sf of research and development buildings. The estimated operation-source emissions from the existing development are summarized in Section 3.5 of this report.

This page intentionally left blank

3 PROJECT AIR QUALITY IMPACT

3.1 INTRODUCTION

The Project has been evaluated to determine if it will violate an air quality standard, contribute to an existing or projected air quality violation, or determine if it will result in a cumulatively considerable net increase of a criteria pollutant for which the SCAB is non-attainment under an applicable NAAQS and CAAQS. Additionally, the Project has been evaluated to determine consistency with the applicable AQMP, exposure of sensitive receptors to substantial pollutant concentrations, and the impacts of odors. The significance of these potential impacts is described in the following section.

3.2 STANDARDS OF SIGNIFICANCE

The criteria used to determine the significance of potential Project-related air quality impacts are taken from the *CEQA Guidelines* (14 CCR §§15000, et seq.). Based on these thresholds, a project would result in a significant impact related to air quality if it would (1):

- Conflict with or obstruct implementation of the applicable air quality plan.
- Result in a cumulatively considerable net increase of any criteria pollutant for which the project region is in non-attainment under an applicable federal or state ambient air quality standard.
- Expose sensitive receptors to substantial pollutant concentrations.
- Result in other emissions (such as those leading to odors) adversely affecting a substantial number of people.

The SCAQMD has also developed regional significance thresholds for other regulated pollutants, as summarized at Table 3-1 (32). The SCAQMD's *CEQA Air Quality Significance Thresholds* (April 2019) indicate that any projects in the SCAB with daily emissions that exceed any of the indicated thresholds should be considered as having an individually and cumulatively significant air quality impact.

TABLE 3-1: MAXIMUM DAILY REGIONAL EMISSIONS THRESHOLDS

Pollutant	Regional Construction Threshold	Regional Operational Thresholds
NO_X	100 lbs/day	55 lbs/day
VOC	75 lbs/day	55 lbs/day
PM_{10}	150 lbs/day	150 lbs/day
$PM_{2.5}$	55 lbs/day	55 lbs/day
SO_X	150 lbs/day	150 lbs/day
CO	550 lbs/day	550 lbs/day
Pb	3 lbs/day	3 lbs/day

lbs/day – Pounds Per Day
Source: Regional Thresholds presented in this table are based on the SCAQMD Air Quality Significance Thresholds, April 2019

3.3 MODELS EMPLOYED TO ANALYZE AIR QUALITY

3.3.1 CALIFORNIA EMISSIONS ESTIMATOR MODEL (CALEEMOD)

Land uses such as the Project affect air quality through construction-source and operational-source emissions.

On October 17, 2017, the SCAQMD in conjunction with the California Air Pollution Control Officers Association (CAPCOA) and other California air districts, released the latest version of the CalEEMod Version 2016.3.2. The purpose of this model is to calculate construction-source and operational-source criteria pollutant (VOCs, NO_X, SO_X, CO, PM_{10}, and $PM_{2.5}$) and GHG emissions from direct and indirect sources; and quantify applicable air quality and GHG reductions achieved from MMs (33). Accordingly, the latest version of CalEEMod has been used for this Project to determine construction and operational air quality emissions.

This AQIA includes the following five (5) separate model runs:

- 1 Project-related construction run
- 1 Project-related operational run (passenger cars)
- 1 Project-related operational run (truck)
- 1 existing operation run (passenger cars)
- 1 existing operation run (truck)

For purposes of analysis, operations were modeled separately from construction as the Project includes unique traffic generating features (discussed in Section 3.5.3 of this AQIA). Additionally, separate CalEEMod runs were conducted for operational emissions generated by former Mitsubishi Motors Corporation consistent with the *Katella Avenue Amazon Facility Traffic Impact Analysis* (TIA) report (34). Output from the model runs for both construction and operational activity for the proposed Project are provided in Appendices 3.1 through 3.3. Model runs for operational activity for the existing uses are provided in Appendices 3.4 and 3.5

3.3.2 EMISSION FACTORS MODEL

The EMissions FACtor model (EMFAC) is a mathematical model that was developed to calculate emission rates, fuel consumption, VMT from motor vehicles that operate on highways, freeways, and local roads in California and is commonly used by CARB to project changes in future emissions from on-road mobile sources (35).

The latest version of CalEEMod uses vehicle emission rates obtained from the EMissions FACtor model (EMFAC) 2014 web database. EMFAC2014 emission rates of all vehicle categories are based on aggregated model year and aggregated speed for all counties, air basins, air districts and statewide average for thirty one (31) scenario years that each includes three seasons (annual, summer, and winter). It should be noted that emission rates for CH_4 were provided by CARB directly as they were not included in EMFAC2014 (36).

Although CalEEMod Version 2016.3.2 includes EMFAC2014 mobile source emission factors, the EPA approved the 2017 version of the EMFAC web database on August 19, 2019, for use in SIP

and transportation conformity analyses. This AQIA utilizes summer, winter, and annual EMFAC2017 emission factors in order to derive vehicle emissions associated with Project operational activities, which vary by season.

Because the EMFAC2017 emission rates are associated with vehicle fuel types while CalEEMod vehicle emission factors are aggregated to include all fuel types for each individual vehicle class, the EMFAC2017 emission rates for different fuel types of a vehicle class are averaged by activity or by population and activity to derive CalEEMod emission factors. Methodology for converting EMFAC2017 emission rates into CalEEMod vehicle emission factors for each emission type are detailed in CalEEMod User's Guide *Appendix A: Calculation Details for CalEEMod* (36). EMFAC2017 emission rates utilized in this analysis can be found in Appendix 3.6 of this report.

3.4 CONSTRUCTION EMISSIONS

Construction activities associated with the Project will result in emissions of VOCs, NO_X, SO_X, CO, PM_{10}, and $PM_{2.5}$. Construction related emissions are expected from the following construction activities:

- Demolition
- Site Preparation
- Grading
- Paving
- Architectural Coating

As previously discussed, the proposed Project will consist of the demolition of existing buildings except the southerly warehouse building (145,004 sf) and the northern office building (180,000 sf) (demolition of approximately 70,000 sf of the existing research and development buildings). The remaining portion of the site will provide parking for sprinter cargo vans/flex vehicles and employees of the facility as well as access to the truck docks on the north side of the building. The Project does not include physical vertical building construction but would occupy the existing 145,004 sf warehouse building located on the southern end of the site.

DEMOLITION

As previously stated, the proposed Project will consist of the demolition of 70,000 sf of the existing research and development buildings.

GRADING ACTIVITIES

Dust is typically a major concern during grading activities. Because such emissions are not amenable to collection and discharge through a controlled source, they are called "fugitive emissions". Fugitive dust emissions rates vary as a function of many parameters (soil silt, soil moisture, wind speed, area disturbed, number of vehicles, depth of disturbance or excavation, etc.). CalEEMod was utilized to calculate fugitive dust emissions resulting from this phase of activity. Based on information provided by the Project Applicant, earthwork to include 20,153

cubic yards of import. For purposes of analysis, the import quantity will be modeled with the CalEEMod default hauling trip length of 20 miles.

CONSTRUCTION WORKER VEHICLE TRIPS

Construction emissions for construction worker vehicles traveling to and from the Project site, as well as vendor trips (construction materials delivered to the Project site) were estimated based on information from CalEEMod defaults.

3.4.1 CONSTRUCTION DURATION

Construction is expected to commence in January 2021 and will last through September 2021. The construction schedule utilized in the analysis, shown in Table 3-2, represents a "worst-case" analysis scenario should construction occur any time after the respective dates since emission factors for construction decrease as time passes and the analysis year increases due to emission regulations becoming more stringent[4]. The duration of construction activity and associated equipment represents a reasonable approximation of the expected construction fleet as required per *CEQA Guidelines* (1). The duration of construction activity was based on a 2021 Opening Year.

3.4.2 CONSTRUCTION EQUIPMENT

The construction equipment fleet was based on CalEEMod defaults and confirmed with the Project Applicant as being reasonable. It should be noted that the City of Cypress Municipal Code Section 13-70 (e) has established limits to the hours of operation for construction activity. According to the Municipal Code, noise generated by construction activities are prohibited between the hours of 8:00 p.m. and 7:00 a.m. on weekdays, before 9:00 a.m. and after 8:00 p.m. on Saturdays, or any time on Sunday or a federal holiday (37). Consistent with industry standards and typical construction practices, each piece of equipment listed in Table 3-3 will operate up to a total of eight (8) hours per day, or more than two-thirds of the period during which construction activities are allowed pursuant to the code. It should be noted that most pieces of equipment would likely operate for fewer hours per day. A summary of construction equipment assumptions by phase is provided at Table 3-3.

TABLE 3-2: CONSTRUCTION DURATION

Phase Name	Start Date	End Date	Days
Demolition	01/04/2021	01/29/2021	20
Site Preparation	01/30/2021	02/12/2021	10
Grading	02/13/2021	03/26/2021	30
Paving	03/27/2021	09/10/2021	120
Architectural Coating	07/18/2021	09/10/2021	40

Source: Construction activity based on the 2021 Opening Year.

[4] As shown in the CalEEMod User's Guide Version 2016.3.2, Section 4.3 "OFFROAD Equipment" as the analysis year increases, emission factors for the same equipment pieces decrease due to the natural turnover of older equipment being replaced by newer less polluting equipment and new regulatory requirements.

TABLE 3-3: CONSTRUCTION EQUIPMENT ASSUMPTIONS

Phase Name	Equipment	Amount	Hours Per Day
Demolition	Concrete/Industrial Saws	1	8
	Excavators	3	8
	Rubber Tired Dozers	2	8
Site Preparation	Crawler Tractors	4	8
	Rubber Tired Dozers	3	8
Grading	Crawler Tractors	2	8
	Excavators	2	8
	Graders	1	8
	Rubber Tired Dozers	1	8
	Scrapers	2	8
Paving	Pavers	2	8
	Paving Equipment	2	8
	Rollers	2	8
Architectural Coating	Air Compressors	1	8

Source: In order to account for fugitive dust emissions, Crawler Tractors were used in lieu of Tractors/Loaders/Backhoes

3.4.3 CONSTRUCTION EMISSIONS SUMMARY

IMPACTS WITHOUT MITIGATION

The estimated maximum daily construction emissions, for summer and winder periods, are summarized in Table 3-4. Project construction-source emissions would not exceed the numerical thresholds of significance established by the SCAQMD for any criteria pollutant. Thus, a less than significant impact would occur for Project-related construction-source emissions and no mitigation is required.

TABLE 3-4: OVERALL CONSTRUCTION EMISSIONS SUMMARY – WITHOUT MITIGATION

Year	Emissions (lbs/day)					
	VOC	NO_X	CO	SO_X	PM_{10}	$PM_{2.5}$
Summer						
2021	6.62	77.93	37.70	0.14	11.96	6.59
Winter						
2021	6.65	78.19	37.94	0.14	11.96	6.59
Maximum Daily Emissions	**6.65**	**78.19**	**37.94**	**0.14**	**11.96**	**6.59**
SCAQMD Regional Threshold	75	100	550	150	150	55
Threshold Exceeded?	**NO**	**NO**	**NO**	**NO**	**NO**	**NO**

Source: CalEEMod construction-source (unmitigated) emissions are presented in Appendix 3.1.

3.5 OPERATIONAL EMISSIONS

Operational activities associated with the Project will result in emissions of VOCs, NO_X, SO_X, CO, PM_{10}, and $PM_{2.5}$. Operational emissions would be expected from the following primary sources:

- Area Source Emissions
- Energy Source Emissions
- Mobile Source Emissions
- On-Site Cargo Handling Equipment Emissions

3.5.1 AREA SOURCE EMISSIONS

ARCHITECTURAL COATINGS

Over a period of time the building that is part of this Project will be subject to emissions resulting from the evaporation of solvents contained in paints, varnishes, primers, and other surface coatings as part of Project maintenance. The emissions associated with architectural coatings were calculated using CalEEMod.

CONSUMER PRODUCTS

Consumer products include, but are not limited to detergents, cleaning compounds, polishes, personal care products, and lawn and garden products. Many of these products contain organic compounds which when released in the atmosphere can react to form ozone and other photochemically reactive pollutants. The emissions associated with use of consumer products were calculated based on defaults provided within CalEEMod.

LANDSCAPE MAINTENANCE EQUIPMENT

Landscape maintenance equipment would generate emissions from fuel combustion and evaporation of unburned fuel. Equipment in this category would include lawnmowers, shedders/grinders, blowers, trimmers, chain saws, and hedge trimmers used to maintain the landscaping of the Project. The emissions associated with landscape maintenance equipment were calculated based on assumptions provided in CalEEMod.

3.5.2 ENERGY SOURCE EMISSIONS

COMBUSTION EMISSIONS ASSOCIATED WITH NATURAL GAS AND ELECTRICITY

Electricity and natural gas are used by almost every project. Criteria pollutant emissions are emitted through the generation of electricity and consumption of natural gas. However, because electrical generating facilities for the Project area are located either outside the region (state) or offset through the use of pollution credits (RECLAIM) for generation within the SCAB, criteria pollutant emissions from offsite generation of electricity is generally excluded from the evaluation of significance and only natural gas use is considered. The emissions associated with natural gas use were calculated using CalEEMod.

TITLE 24 ENERGY EFFICIENCY STANDARDS

California's Energy Efficiency Standards for Residential and Nonresidential Buildings was first adopted in 1978 in response to a legislative mandate to reduce California's energy consumption. The standards are updated periodically to allow consideration and possible incorporation of new energy efficient technologies and methods. Energy efficient buildings require less electricity. The 2019 version of Title 24 was adopted by the CEC and became effective on January 1, 2020. The CEC anticipates that nonresidential buildings will use approximately 30% less energy (16). The CalEEMod defaults for Title 24 – Electricity and Lighting Energy were reduced by 30% in order to reflect consistency with the 2019 Title 24 standard.

3.5.3 MOBILE SOURCE EMISSIONS

The Project related operational air quality emissions derive primarily from vehicle trips generated by the Project. Trip characteristics available from the TIA were utilized in this analysis. Per TIA prepared by Urban Crossroads, Inc. the Project is expected to generate a total of approximately 2,490 two-way vehicular trips per day (1,245 inbound and 1,245 outbound) (34). The passenger car and truck fleet for the proposed industrial uses are broken down by passenger car and truck type (or axle type).

3.5.3.1 APPROACH FOR ANALYSIS OF THE PROJECT

Based on information provided in the TIA, the proposed Project is anticipated to generate 2,432 two-way passenger car trips (1,216 inbound and 1,216 outbound) and 58 two-way truck trips (29 inbound and 29 outbound) (34). In order to more accurately model emissions resulting from Project-related passenger car and truck operations, two separate model runs were conducted.

PASSENGER CARS

The first run analyzed passenger car emissions, incorporated the CalEEMod default trip length of 16.6 miles for passenger cars and an assumption of 100% primary trips. It is important to note that although the TIA does not breakdown passenger cars by type, this analysis assumes that passenger cars include Light-Duty-Auto vehicles (LDA), Light-Duty-Trucks (LDT1[5] & LDT2[6]), and Medium-Duty-Vehicles (MDV) vehicle types. In order to account for emissions generated by passenger cars, the fleet mix presented in Table 3-5 was utilized in this analysis.

[5] Vehicles under the LDT1 category have a gross vehicle weight rating (GVWR) of less than 6,000 lbs. and equivalent test weight (ETW) of less than or equal to 3,750 lbs.

[6] Vehicles under the LDT2 category have a GVWR of less than 6,000 lbs. and ETW between 3,751 lbs. and 5,750 lbs.

TABLE 3-5: PASSENGER CAR FLEET MIX[7]

Land Use	Vehicle Type	%
Amazon Building	LDA	60.35
	LDT1	4.70
	LDT2	22.65
	MDV	12.30

TRUCKS

The second run analyzed truck emissions, incorporated the SCAQMD recommended truck trip length of 40 miles[8] and an assumption of 100% primary trips. Consistent with the TIA, all trucks are characterized as 4+-axle/Heavy-Heavy-Duty Trucks (HHDT).

TABLE 3-6: TRUCK FLEET MIX

Land use	Vehicle Type	%
Amazon Building	HHDT	100

FUGITIVE DUST RELATED TO VEHICULAR TRAVEL

Vehicles traveling on paved roads would be a source of fugitive emissions due to the generation of road dust inclusive of break and tire wear particulates. The emissions estimates for travel on paved roads were calculated using CalEEMod.

3.5.4 ON-SITE CARGO HANDLING EQUIPMENT EMISSIONS

It is common for industrial uses to require cargo handling equipment to move empty containers and empty chassis to and from the various pieces of cargo handling equipment that receive and distribute containers. The most common type of cargo handling equipment is the yard truck which is designed for moving cargo containers. Yard trucks are also known as yard goats, utility tractors (UTRs), hustlers, yard hostlers, and yard tractors. The cargo handling equipment is assumed to have a horsepower (hp) range of approximately 175 hp to 200 hp. For this particular Project, based on the maximum square footage of the building space permitted by the Project, on-site modeled operational equipment includes up to one (1) 200 hp, compressed natural gas or gasoline-powered yard tractors operating at 4 hours a day for 365 days of the year.

[7] The Project-specific passenger car fleet mix used in this analysis is based on a proportional split utilizing the CalEEMod default percentage assigned to LDA, LDT1, LDT2, and MDV vehicle types.

[8] The average trip length for heavy trucks were based on the SCAQMD documents for the implementation of the Facility Based Mobile Source Measures (FBMSMs) adopted in the 2016 AQMP. SCAQMD's "Preliminary Warehouse Emission Calculations" cites 39.9-mile trip length for heavy-heavy trucks (41). As a conservative measure, a trip length of 40 miles has been utilized for all trucks for the purpose of this analysis.

3.5.5 OPERATIONAL EMISSIONS SUMMARY

3.5.5.1 PROPOSED PROJECT EMISSIONS

IMPACTS WITHOUT MITIGATION

As previously stated, CalEEMod utilizes summer and winter EMFAC2017 emission factors in order to derive vehicle emissions associated with Project operational activities, which vary by season. The estimated operational-source emissions are summarized on Tables 3-7. Detailed operation model outputs for the Project are presented in Appendices 3.2 through 3.3.

TABLE 3-7: SUMMARY OF PEAK OPERATIONAL EMISSIONS

Operational Activities – Summer Scenario	Emissions (lbs/day)					
	VOC	NO_X	CO	SO_X	PM_{10}	$PM_{2.5}$
Area Source	3.53	1.18E-03	0.13	1.00E-05	4.60E-04	4.60E-04
Energy Source	0.01	0.11	0.09	6.50E-04	8.20E-03	8.20E-03
Mobile Source (Passenger Cars)	5.71	5.02	89.45	0.28	30.83	8.28
Mobile Source (Trucks)	0.65	22.22	4.95	0.07	2.28	0.80
On-Site Equipment Source	0.14	1.55	0.77	0.00	0.05	0.05
Total Maximum Daily Emissions	**10.03**	**28.90**	**95.39**	**0.35**	**33.17**	**9.14**
Operational Activities – Winter Scenario	**Emissions (lbs/day)**					
	VOC	**NO_X**	**CO**	**SO_X**	**PM_{10}**	**$PM_{2.5}$**
Area Source	3.53	1.18E-03	0.13	1.00E-05	4.60E-04	4.60E-04
Energy Source	0.01	0.11	0.09	6.50E-04	8.20E-03	8.20E-03
Mobile Source (Passenger Cars)	5.90	5.51	83.04	0.27	30.83	8.28
Mobile Source (Trucks)	0.60	22.55	3.05	0.07	2.26	0.79
On-Site Equipment Source	0.14	1.55	0.77	0.00	0.05	0.05
Total Maximum Daily Emissions	**10.18**	**29.71**	**87.08**	**0.34**	**33.16**	**9.13**
Existing Emissions	***11.96***	***12.76***	***39.59***	***0.16***	***15.11***	***4.20***

Source: CalEEMod operational-source emissions are presented in Appendices 3.2 and 3.3.

3.5.5.2 EXISTING EMISSIONS

As previously stated, the site is currently occupied by the former Mitsubishi Motors Corporation, which includes 145,004 sf of warehousing use, 180,000 sf corporate headquarters office building, and 70,000 sf of research and development buildings.

Existing trip characteristics available from the TIA were utilized in this analysis. In order to more accurately model emissions resulting from existing mobile operations related passenger car and truck operations, two separate model runs were conducted.

The estimated operation-source emissions from the existing development are summarized on Table 3-8. Detailed operation model outputs are presented in Appendices 3.4 and 3.5.

TABLE 3-8: EMISSIONS FROM EXISTING DEVELOPMENT

Existing Development Operational Activities	Emissions (lbs/day)					
	VOC	NO_X	CO	SO_X	PM_{10}	$PM_{2.5}$
Summer Scenario						
Total Maximum Daily Emissions	**11.89**	**12.37**	**43.10**	**0.16**	**15.12**	**4.20**
Winter Scenario						
Total Maximum Daily Emissions	**11.96**	**12.76**	**39.59**	**0.16**	**15.11**	**4.20**

Source: CalEEMod operational-source emissions for the existing development are presented in Appendices 3.4 and 3.5.

3.5.5.3 NET EMISSIONS

It should be noted that the existing development were subtracted from the Project operational emissions to determine the new emissions from the proposed Project. As shown on Table 3-9, the Project's daily regional emissions from on-going operations will not exceed any of the thresholds of significance.

TABLE 3-9: SUMMARY OF NET OPERATIONAL EMISSIONS

Operational Activities – Summer Scenario	Emissions (lbs/day)					
	VOC	NO_X	CO	SO_X	PM_{10}	$PM_{2.5}$
Proposed Project Emissions	10.03	28.90	95.39	0.35	33.17	9.14
Existing Emissions	11.89	12.37	43.10	0.16	15.12	4.20
Net Emissions (Project – Existing)	**-1.86**	**16.53**	**52.29**	**0.19**	**18.05**	**4.93**
SCAQMD Regional Threshold	55	55	550	150	150	55
Threshold Exceeded?	**NO**	**NO**	**NO**	**NO**	**NO**	**NO**
Operational Activities – Winter Scenario	**Emissions (lbs/day)**					
	VOC	**NO_X**	**CO**	**SO_X**	**PM_{10}**	**$PM_{2.5}$**
Proposed Project Emissions	10.18	29.71	87.08	0.34	33.16	9.13
Existing Emissions	11.96	12.76	39.59	0.16	15.11	4.20
Net Emissions (Project – Existing)	**-1.79**	**16.96**	**47.50**	**0.18**	**18.04**	**4.93**
SCAQMD Regional Threshold	55	55	550	150	150	55
Threshold Exceeded?	**NO**	**NO**	**NO**	**NO**	**NO**	**NO**

Source: CalEEMod operational-source emissions are presented in Appendices 3.2 and 3.3.

3.6 LOCALIZED SIGNIFICANCE

BACKGROUND ON LOCALIZED SIGNIFICANCE THRESHOLD (LST) DEVELOPMENT

The analysis makes use of methodology included in the SCAQMD *Final Localized Significance Threshold Methodology* (LST Methodology) (38). The SCAQMD has established that impacts to air quality are significant if there is a potential to contribute or cause localized exceedances of

the federal and/or state ambient air quality standards (NAAQS/CAAQS). Collectively, these are referred to as Localized Significance Thresholds (LSTs).

The SCAQMD established LSTs in response to the SCAQMD Governing Board's Environmental Justice Initiative I-4[9]. LSTs represent the maximum emissions from a project that will not cause or contribute to an exceedance of the most stringent applicable federal or state ambient air quality standard at the nearest residence or sensitive receptor. The SCAQMD states that lead agencies can use the LSTs as another indicator of significance in its air quality impact analyses.

LSTs were developed in response to environmental justice and health concerns raised by the public regarding exposure of individuals to criteria pollutants in local communities. To address the issue of localized significance, the SCAQMD adopted LSTs that show whether a project would cause or contribute to localized air quality impacts and thereby cause or contribute to potential localized adverse health effects. The analysis makes use of methodology included in the *LST Methodology* (39).

APPLICABILITY OF LSTS FOR THE PROJECT

For this Project, the appropriate SRA for the LST analysis is the SCAQMD Central Orange County (SRA 17). LSTs apply to CO, NO_2, PM_{10}, and $PM_{2.5}$. The SCAQMD produced look-up tables for projects less than or equal to 5 acres in size.

In order to determine the appropriate methodology for determining localized impacts that could occur as a result of Project-related construction, the following process is undertaken:

- CalEEMod is utilized to determine the maximum daily on-site emissions that will occur during construction activity.
- The SCAQMD's *Fact Sheet for Applying CalEEMod to Localized Significance Thresholds* and CalEEMod User's Guide *Appendix A: Calculation Details for CalEEMod* is used to determine the maximum site acreage that is actively disturbed based on the construction equipment fleet and equipment hours as estimated in CalEEMod (40) (36).
- If the total acreage disturbed is less than or equal to 5 acres per day, then the SCAQMD's screening look-up tables are utilized to determine if a Project has the potential to result in a significant impact. The look-up tables establish a maximum daily emissions threshold in lbs/day that can be compared to CalEEMod outputs.
- If the total acreage disturbed is greater than five acres per day, then LST impacts are appropriately evaluated through dispersion modeling.
- The LST methodology presents mass emission rates for each SRA, project sizes of 1, 2, and 5 acres, and nearest receptor distances of 25, 50, 100, 200, and 500 meters. For project sizes between the values given, or with receptors at distances between the given receptors, the methodology uses linear interpolation to determine the thresholds.

[9] The purpose of SCAQMD's Environmental Justice program is to ensure that everyone has the right to equal protection from air pollution and fair access to the decision-making process that works to improve the quality of air within their communities. Further, the SCAQMD defines Environmental Justice as "…equitable environmental policymaking and enforcement to protect the health of all residents, regardless of age, culture, ethnicity, gender, race, socioeconomic status, or geographic location, from the health effects of air pollution."

EMISSIONS CONSIDERED

SCAQMD's *LST Methodology* clearly states that "off-site mobile emissions from the Project should not be included in the emissions compared to LSTs (38)." Therefore, for purposes of the construction LST analysis, only emissions included in the CalEEMod "on-site" emissions outputs were considered.

MAXIMUM DAILY DISTURBED-ACREAGE

As a conservative measure, it is assumed that a maximum of 5 acres per day can be actively disturbed during site preparation and grading activities. As such, the "Total Acres Graded" field in CalEEMod has been revised to 50 acres for site preparation and 150 acres for grading activities.

SENSITIVE RECEPTORS

As previously stated, LSTs represent the maximum emissions from a project that will not cause or contribute to an exceedance of the most stringent applicable NAAQS and CAAQS at the nearest residence or sensitive receptor. Receptor locations are off-site locations where individuals may be exposed to emissions from Project activities. Project-related sensitive receptors are discussed in further detail below.

Some people are especially sensitive to air pollution and are given special consideration when evaluating air quality impacts from projects. These groups of people include children, the elderly, individuals with pre-existing respiratory or cardiovascular illness, and athletes and others who engage in frequent exercise. Structures that house these persons or places where they gather to exercise are defined as "sensitive receptors". These structures typically include residences, hotels, hospitals, etc. as they are also known to be locations where an individual can remain for 24 hours. Consistent with the LST Methodology, the nearest land use where an individual could remain for 24 hours to the Project site (in this case the nearest residential land use) has been used to determine construction and operational air quality impacts for emissions of PM_{10} and $PM_{2.5}$, since PM_{10} and $PM_{2.5}$ thresholds are based on a 24 hour averaging time.

As per the *LST Methodology*, commercial and industrial facilities are not included in the definition of sensitive receptor because employees and patrons do not typically remain onsite for a full 24 hours but are typically onsite for 8 hours or less. The LST Methodology explicitly states that "*LSTs based on shorter averaging periods, such as the NO_2 and CO LSTs, could also be applied to receptors such as industrial or commercial facilities since it is reasonable to assume that a worker at these sites could be present for periods of one to eight hours* (38)." For purposes of analysis, if an industrial/commercial use is located at a closer distance to the Project site than the nearest residential use, the nearest industrial/commercial use will be utilized to determine construction and operational LST air impacts for emissions of NO_2 and CO an individual could be present at these sites for periods of 1 to 8 hours.

PROJECT-RELATED SENSITIVE RECEPTORS

Receptors in the Project study area are described below and shown on Exhibit 3-A. Localized air quality impacts were evaluated at sensitive receptor land uses nearest the Project site.

Consistent with the *Katella Avenue Amazon Facility Noise Impact Analysis,* prepared by Urban Crossroads, Inc., all distances are measured from the Project site boundary to the outdoor living areas (e.g., backyards) or at the building façade, whichever is closer to the Project site. The selection of receptor locations is based on Federal Highway Administration (FHWA) guidelines and is consistent with additional guidance provided by Caltrans and the Federal Transit Administration (FTA) (41).

R1: Location R1 represents the existing residence at 10753 Maple Street, approximately 1,449 feet north of the Project site.

R2: Location R2 represents the Hampton Inn at 10900 Yamaha Way, approximately 1,378 feet northeast of the Project site.

R3: Location R3 represents the existing residence at 11250 Holder Street, approximately 122 feet southeast of the Project site.

R4: Location R4 represents the existing residence at 6471 Cantiles Avenue, approximately 88 feet south of the Project site.

R5: Location R5 represents the existing residence at 11250 Providencia Street, approximately 408 feet southwest of the Project site.

The SCAQMD recommends that the nearest sensitive receptor be considered when determining the Project's potential to cause an individual and cumulatively significant impact. The nearest land use where an individual could remain for 24 hours to the Project site (in this case the nearest residential land use) has been used to determine localized construction and operational air quality impacts for emissions of PM_{10} and $PM_{2.5}$ (since PM_{10} and $PM_{2.5}$ thresholds are based on a 24 hour averaging time). The nearest receptor used for evaluation of localized impacts of PM_{10} and $PM_{2.5}$ is represented by location R4 which is an existing residence at 6471 Cantiles Avenue, approximately 88 feet south of the Project, 88/26 meters. As such, the 26-meter distance will be used for evaluation of localized PM_{10} and $PM_{2.5}$ emission impacts.

As previously stated, and consistent with *LST Methodology*, the nearest industrial/commercial use to the Project site is used to determine construction and operational LST air impacts for emissions of NO_X and CO as the averaging periods for these pollutants are shorter (8 hours or less) and it is reasonable to assumed that an individual could be present at these sites for periods of one to 8 hours. It should be noted that the existing residence (R4) is located at a closer distance than the nearest industrial/commercial use. As such, the 26-meter distance will be used for evaluation of localized NO_X and CO.

EXHIBIT 3-A: SENSITIVE RECEPTOR LOCATIONS

LEGEND:

- Receptor Locations
- Distance from receptor to Project site boundary (in feet)
- 6' Existing Barrier Height (in feet)
- Existing Barrier

3.7 CONSTRUCTION-SOURCE EMISSIONS LST ANALYSIS

3.7.1 LOCALIZED THRESHOLDS FOR CONSTRUCTION ACTIVITY

Although the total acreage disturbed is more than five acres per day for demolition, site preparation, and grading activities, the *LST Methodology* provides look-up tables for sites with an area with daily disturbance of 5 acres or less. For projects that exceed 5 acres, the 5-acre LST look-up tables can be used as a screening tool to determine which pollutants require additional detailed analysis. This approach is conservative as it assumes that all on-site emissions associated with the project would occur within a concentrated 5-acre area. This screening method would therefore over-predict potential localized impacts, because by assuming that on-site construction activities are occurring over a smaller area, the resulting concentrations of air pollutants are more highly concentrated once they reach the smaller site boundary than they would be for activities if they were spread out over a larger surface area. On a larger site, the same amount of air pollutants generated would disperse over a larger surface area and would result in a lower concentration once emissions reach the project-site boundary. As such, LSTs for a 5-acre site during construction are used as a screening tool to determine if further detailed analysis is required. The thresholds used in for the construction-source LST analysis are presented below in Table 3-10.

TABLE 3-10: MAXIMUM DAILY LOCALIZED CONSTRUCTION EMISSIONS THRESHOLDS

Pollutant	Construction Localized Thresholds for 5 acres @ 26 meters
NO_X	182 lbs/day
CO	1,291 lbs/day
PM_{10}	15 lbs/day
$PM_{2.5}$	7 lbs/day

Source: Localized Thresholds presented in this table are based on the SCAQMD Final LST Methodology, July 2008

3.7.2 CONSTRUCTION-SOURCE LOCALIZED EMISSIONS

IMPACTS WITHOUT MITIGATION

Table 3-11 identifies the localized impacts at the nearest receptor location in the vicinity of the Project. As previously stated, a 5-acre site was used and the nearest receptor utilized to evaluate localized construction emissions of PM_{10}, $PM_{2.5}$, NO_X, and CO is the existing residential home located 26-meters from the Project site. Without mitigation, localized construction emissions would not exceed the applicable SCAQMD LSTs for emissions of any criterial pollutant. Outputs from the model runs for unmitigated construction LSTs are provided in Appendix 3.1.

TABLE 3-11: LOCALIZED SIGNIFICANCE SUMMARY OF CONSTRUCTION – WITHOUT MITIGATION

On-Site Emissions	Emissions (lbs/day)			
	NO_X	CO	PM_{10}	$PM_{2.5}$
Demolition				
Maximum Daily Emissions	**31.44**	**21.57**	**2.90**	**1.64**
SCAQMD Localized Threshold	182	1,291	15	7
Threshold Exceeded?	**NO**	**NO**	**NO**	**NO**
Site Preparation				
Maximum Daily Emissions	**60.79**	**21.85**	**11.76**	**6.53**
SCAQMD Localized Threshold	182	1,291	15	7
Threshold Exceeded?	**NO**	**NO**	**NO**	**NO**
Grading				
Maximum Daily Emissions	**56.54**	**31.23**	**6.73**	**3.62**
SCAQMD Localized Threshold	182	1,291	15	7
Threshold Exceeded?	**NO**	**NO**	**NO**	**NO**

Source: CalEEMod localized construction-source emissions are presented in Appendix 3.1.

3.8 OPERATIONAL-SOURCE EMISSIONS LST ANALYSIS

The Project is located on a 22.31-acre parcel. As noted previously, the LST methodology provides look-up tables for sites with an area with daily disturbance of 5 acres or less. For projects that exceed 5 acres, the 5-acre LST look-up tables can be used as a screening tool to determine which pollutants require additional detailed analysis. This approach is conservative as it assumes that all on-site emissions associated with the project would occur within a concentrated 5-acre area. This screening method would therefore over-predict potential localized impacts, because by assuming that on-site operational activities are occurring over a smaller area, the resulting concentrations of air pollutants are more highly concentrated once they reach the smaller site boundary than they would be for activities if they were spread out over a larger surface area. On a larger site, the same amount of air pollutants generated would disperse over a larger surface area and would result in a lower concentration once emissions reach the project-site boundary. As such, LSTs for a 5-acre site during operations are used as a screening tool to determine if further detailed analysis is required.

The LST analysis generally includes on-site sources (area, energy, mobile, and on-site cargo handling equipment – are previously discussed in Section 3.5 of this report). However, it should be noted that the CalEEMod outputs do not separate on-site and off-site emissions from mobile sources. In an effort to establish a maximum potential impact scenario for analytic purposes, the emissions shown on Table 3-13 represent all on-site Project-related stationary (area) sources and 5% of the Project-related mobile sources. Considering that the trip length used in CalEEMod for the Project is approximately 16.60 miles for passenger cars and 40.00 miles for all trucks, 5% of this total would represent an on-site travel distance of approximately 0.83 miles/4,382.40 feet for passenger cars and 2.00 miles/10,560.00 feet for trucks.

It should be noted that the longest on-site distance, is approximately 0.70 mile for both trucks and passenger cars. As such, the 5% assumption is conservative and would tend to overstate the actual impact because it is not likely that a passenger car would drive 0.83 miles on the site or that a truck would drive 2.00 miles on the site. Modeling based on these assumptions demonstrates that even within broad encompassing parameters, Project operational-source emissions would not exceed applicable LSTs.

3.8.1 Localized Thresholds for Operational Activity

As previously stated, LSTs for a 5-acre site during operations are used as a screening tool to determine if further detailed analysis is required. As such, the threshold values presented in Table 3-12, are from the look-up tables at 5 acres and a 26-meter distance for localized PM_{10}, $PM_{2.5}$, NO_X, and CO evaluation.

TABLE 3-12: MAXIMUM DAILY LOCALIZED OPERATIONAL EMISSIONS THRESHOLDS

Pollutant	Operational Localized Thresholds 5 acres @ 26 meters
NO_X	182 lbs/day
CO	1,291 lbs/day
PM_{10}	4 lbs/day
$PM_{2.5}$	2 lbs/day

Source: Localized Thresholds presented in this table are based on the SCAQMD Final LST Methodology, July 2008

3.8.2 Operational-Source Localized Emissions

Impacts without Mitigation

As shown on Table 3-13 operational emissions will not exceed the LST thresholds for the nearest sensitive receptor. Therefore, the Project will have a less than significant localized impact during operational activity.

TABLE 3-13: LOCALIZED SIGNIFICANCE SUMMARY OF OPERATIONS – WITHOUT MITIGATION

Operational Activity	Emissions (lbs/day)			
	NO_X	CO	PM_{10}	$PM_{2.5}$
Maximum Daily Emissions	**3.06**	**5.71**	**1.72**	**0.51**
SCAQMD Localized Threshold	182	1,291	4	2
Threshold Exceeded?	**NO**	**NO**	**NO**	**NO**

Source: CalEEMod localized operational-source emissions are presented in Appendices 3.2 and 3.3.

3.9 CO "Hot Spot" Analysis

As discussed below, the Project would not result in potentially adverse CO concentrations or "hot spots." Further, detailed modeling of Project-specific CO "hot spots" is not needed to reach this conclusion. An adverse CO concentration, known as a "hot spot", would occur if an exceedance

of the state one-hour standard of 20 ppm or the eight-hour standard of 9 ppm were to occur. At the time of the SCAQMD's *CEQA Air Quality Handbook (1993)* (*1993 CEQA Handbook*), the SCAB was designated nonattainment under the CAAQS and NAAQS for CO (42).

It has long been recognized that CO hotspots are caused by vehicular emissions, primarily when idling at congested intersections. In response, vehicle emissions standards have become increasingly stringent in the last twenty years. Currently, the allowable CO emissions standard in California is a maximum of 3.4 grams/mile for passenger cars (there are requirements for certain vehicles that are more stringent). With the turnover of older vehicles, introduction of cleaner fuels, and implementation of increasingly sophisticated and efficient emissions control technologies, CO concentration in the SCAB is now designated as attainment.

To establish a more accurate record of baseline CO concentrations affecting the SCAB, a CO "hot spot" analysis was conducted in 2003 for four busy intersections in Los Angeles at the peak morning and afternoon time periods. This "hot spot" analysis did not predict any violation of CO standards, as shown on Table 3-14.

TABLE 3-14: CO MODEL RESULTS

Intersection Location	CO Concentrations (ppm)		
	Morning 1-hour	Afternoon 1-hour	8-hour
Wilshire Boulevard/Veteran Avenue	4.6	3.5	3.7
Sunset Boulevard/Highland Avenue	4	4.5	3.5
La Cienega Boulevard/Century Boulevard	3.7	3.1	5.2
Long Beach Boulevard/Imperial Highway	3	3.1	8.4

Source: 2003 AQMP, Appendix V: Modeling and Attainment Demonstrations
Notes: Federal 1-hour standard is 35 ppm and the deferral 8-hour standard is 9.0 ppm.

Based on the SCAQMD's *2003 Air Quality Management Plan (2003 AQMP)* and the *1992 Federal Attainment Plan for Carbon Monoxide* (*1992 CO Plan*), peak CO concentrations in the SCAB were a result of unusual meteorological and topographical conditions and not a result of traffic volumes and congestion at a particular intersection. As evidence of this, for example, 9.3 ppm 8-hour CO concentration measured at the Long Beach Boulevard and Imperial Highway intersection (highest CO generating intersection within the "hot spot" analysis), only 0.7 ppm was attributable to the traffic volumes and congestion at this intersection; the remaining 8.6 ppm were due to the ambient air measurements at the time the *2003 AQMP* was prepared (43). In contrast, the ambient 8-hour CO concentration within the Project study area is estimated at 1.4 ppm—1.6 ppm. Therefore, even if the traffic volumes for the Project were double or even triple of the traffic volumes generated at the Long Beach Boulevard and Imperial Highway intersection, coupled with the on-going improvements in ambient air quality, the Project would not be capable of resulting in a CO "hot spot" at any study area intersections.

Similar considerations are also employed by other Air Districts when evaluating potential CO concentration impacts. More specifically, the Bay Area Air Quality Management District (BAAQMD) concludes that under existing and future vehicle emission rates, a given project would

have to increase traffic volumes at a single intersection by more than 44,000 vehicles per hour (vph)—or 24,000 vph where vertical and/or horizontal air does not mix—in order to generate a significant CO impact (44). Traffic volumes generating the CO concentrations for the "hot spot" analysis is shown on Table 3-15. The busiest intersection evaluated was that at Wilshire Blvd and Veteran Ave., which has a daily traffic volume of approximately 100,000 vph and AM/PM traffic volumes of 8,062 vph and 7,719 vph respectively (45). The *2003 AQMP* estimated that the 1-hour concentration for this intersection was 4.6 ppm; this indicates that, should the daily traffic volume increase four times to 400,000 vehicles per day, CO concentrations (4.6 ppm x 4= 18.4 ppm) would still not likely exceed the most stringent 1-hour CO standard (20.0 ppm)[10].

TABLE 3-15: TRAFFIC VOLUMES

Intersection Location	Peak Traffic Volumes (vph)				
	Eastbound (AM/PM)	Westbound (AM/PM)	Southbound (AM/PM)	Northbound (AM/PM)	Total (AM/PM)
Wilshire Boulevard/Veteran Avenue	4,954/2,069	1,830/3,317	721/1,400	560/933	8,062/7,719
Sunset Boulevard/Highland Avenue	1,417/1,764	1,342/1,540	2,304/1,832	1,551/2,238	6,614/5,374
La Cienega Boulevard/Century Boulevard	2,540/2,243	1,890/2,728	1,384/2,029	821/1,674	6,634/8,674
Long Beach Boulevard/Imperial Highway	1,217/2,020	1,760/1,400	479/944	756/1,150	4,212/5,514

Source: 2003 AQMP

As summarized on Table 3-16 below, the intersection of Valley View Street and Katella Avenue would generate the highest AM/PM traffic volumes of 8,235 vph and 8,718 vph respectively. As such, Project-related traffic volumes are less than the traffic volumes identified in the *2003 AQMP*. The Project considered herein would not produce the volume of traffic required to generate a CO "hot spot" either in the context of the 2003 Los Angeles hot spot study or based on representative BAAQMD CO threshold considerations. Therefore, CO "hot spots" are not an environmental impact of concern for the Project. Localized air quality impacts related to mobile-source emissions would therefore be less than significant.

TABLE 3-16: PROJECT PEAK HOUR TRAFFIC VOLUMES

Intersection Location	Peak Traffic Volumes (vph)				
	Northbound (AM/PM)	Southbound (AM/PM)	Eastbound (AM/PM)	Westbound (AM/PM)	Total (AM/PM)
Valley View Street/Katella Avenue	2,759/2,469	1,666/1,955	2,107/2,566	1,704/1,728	8,235/8,718
Holder Street/Katella Avenue	148/283	434/345	1,344/1,882	1,946/1,460	3,872/3,970
Knott Avenue/Katella Avenue	1,097/1,361	1,238/1,006	1,361/2,169	1,738/1,383	5,435/5,919
Western Way/Katella Avenue	558/1,208	1,208/846	1,395/1,578	1,761/1,249	4,923/4,882

Source: *Katella Avenue Amazon FacilityTraffic Impact Analysis* (Urban Crossroads, Inc., 2020).

[10] Based on the ratio of the CO standard (20.0 ppm) and the modeled value (4.6 ppm)

3.10 AQMP

The Project site is located within the SCAB, which is characterized by relatively poor air quality. The SCAQMD has jurisdiction over an approximately 10,743 square-mile area consisting of the four-county Basin and the Los Angeles County and Riverside County portions of what use to be referred to as the Southeast Desert Air Basin. In these areas, the SCAQMD is principally responsible for air pollution control, and works directly with the SCAG, county transportation commissions, local governments, as well as state and federal agencies to reduce emissions from stationary, mobile, and indirect sources to meet state and federal ambient air quality standards.

Currently, these state and federal air quality standards are exceeded in most parts of the SCAB. In response, the SCAQMD has adopted a series of AQMPs to meet the state and federal ambient air quality standards. AQMPs are updated regularly in order to more effectively reduce emissions, accommodate growth, and to minimize any negative fiscal impacts of air pollution control on the economy.

In March 2017, the SCAQMD released the *Final 2016 AQMP* (*2016 AQMP*). The *2016 AQMP* continues to evaluate current integrated strategies and control measures to meet the NAAQS, as well as, explore new and innovative methods to reach its goals. Some of these approaches include utilizing incentive programs, recognizing existing co-benefit programs from other sectors, and developing a strategy with fair-share reductions at the federal, state, and local levels (46). The *2016 AQMP* incorporates scientific and technological information and planning assumptions, including the *2016-2040 Regional Transportation Plan/Sustainable Communities Strategy* (*2016-2040 RTP/SCS*), a planning document that supports the integration of land use and transportation to help the region meet the federal Clean Air Act requirements (18). The Project's consistency with the AQMP will be determined using the *2016 AQMP* as discussed below.

Criteria for determining consistency with the AQMP are defined in Chapter 12, Section 12.2 and Section 12.3 of the *1993 CEQA Handbook* (47). These indicators are discussed below:

3.10.1 Consistency Criterion No. 1

The proposed Project will not result in an increase in the frequency or severity of existing air quality violations or cause or contribute to new violations or delay the timely attainment of air quality standards or the interim emissions reductions specified in the AQMP.

The violations that Consistency Criterion No. 1 refers to are the CAAQS and NAAQS. CAAQS and NAAQS violations would occur if regional or localized significance thresholds were exceeded.

Construction Impacts – Consistency Criterion 1

Consistency Criterion No. 1 refers to violations of the CAAQS and NAAQS. CAAQS and NAAQS violations would occur if LSTs or regional significance thresholds were exceeded. As evaluated, the Project's regional and localized construction-source emissions would not exceed applicable regional significance threshold and LST thresholds. As such, a less than significant impact is expected with mitigation.

Operational Impacts – Consistency Criterion 1

As evaluated, the Project would not exceed the applicable regional significance thresholds and LST thresholds for operational activity. Therefore, the Project would not conflict with the AQMP according to this criterion.

On the basis of the preceding discussion, the Project is determined to be consistent with the first criterion.

3.10.2 Consistency Criterion No. 2

The Project will not exceed the assumptions in the AQMP based on the years of Project build-out phase.

The *2016 AQMP* demonstrates that the applicable ambient air quality standards can be achieved within the timeframes required under federal law. Growth projections from local general plans adopted by cities in the district are provided to the SCAG, which develops regional growth forecasts, which are then used to develop future air quality forecasts for the AQMP. Development consistent with the growth projections in City of Cypress General Plan is considered to be consistent with the AQMP***.***

Construction Impacts – Consistency Criterion 2

Peak day emissions generated by construction activities are largely independent of land use assignments, but rather are a function of development scope and maximum area of disturbance. Irrespective of the site's land use designation, development of the site to its maximum potential would likely occur, with disturbance of the entire site occurring during construction activities.

Operational Impacts – Consistency Criterion 2

Per the City's General Plan, the Project site is located within the Planning Area 2 of the Cypress Corporate Center Specific Plan and is designated for Business Park uses. The Business Park designation is intended to foster the development of large scale, planned commercial and industrial projects. To ensure compatibility of land uses allowed within the Business Park, classification with the character surrounding development, and within a development area, the location, land use type, and building intensity standards will be governed through the adoption of a specific plan, or by standard zoning mechanisms (48). As previously stated, it is our understanding that the Project will occupy the existing 145,004 sf warehouse building located on the southern end of the site and provide parking for sprinter cargo vans/flex vehicles and employees of the facility as well as access to the truck docks on the north side of the building.

On the basis of the preceding discussion, the Project is determined to be consistent with the second criterion.

AQMP Consistency Conclusion

The Project would not result in or cause NAAQS or CAAQS violations. The proposed Project is consistent with the land use and growth intensities reflected in the adopted General Plan. Furthermore, the Project would not exceed any applicable regional or local thresholds. As such, the Project is therefore considered to be consistent with the AQMP and a less than significant impact is expected.

3.11 POTENTIAL IMPACTS TO SENSITIVE RECEPTORS

The potential impact of Project-generated air pollutant emissions at sensitive receptors has also been considered. Sensitive receptors can include uses such as long-term health care facilities, rehabilitation centers, and retirement homes. Residences, schools, playgrounds, childcare centers, and athletic facilities can also be considered as sensitive receptors.

Results of the LST analysis indicate that the Project will not exceed the SCAQMD localized significance thresholds during construction. Therefore, sensitive receptors would not be exposed to substantial pollutant concentrations during Project construction.

Additionally, the Project will not exceed the SCAQMD localized significance thresholds during operational activity. Further Project traffic would not create or result in a CO "hotspot." Therefore, sensitive receptors would not be exposed to substantial pollutant concentrations as the result of Project operations.

3.11.1 FRIANT RANCH CASE

In December 2018, in the case of *Sierra Club v. County of Fresno* (2018) 6 Cal.5th 502, California Supreme Court held that an Environmental Impact Report's (EIR) air quality analysis must meaningfully connect the identified air quality impacts to the human health consequences of those impacts, or meaningfully explain why that analysis cannot be provided. As noted in the Brief of Amicus Curiae by the SCAQMD in the Friant Ranch case (April 6, 2015, Appendix 3.4) (Brief), SCAQMD has among the most sophisticated air quality modeling and health impact evaluation capability of any of the air districts in the State, and thus it is uniquely situated to express an opinion on how lead agencies should correlate air quality impacts with specific health outcomes (49).

The SCAQMD discusses that it may be infeasible to quantify health risks caused by projects similar to the proposed Project, due to many factors. It is necessary to have data regarding the sources and types of air toxic contaminants, location of emission points, velocity of emissions, the meteorology and topography of the area, and the location of receptors (worker and residence) (49). The Brief states that it may not be feasible to perform a health risk assessment for airborne toxics that will be emitted by a generic industrial building that was built on "speculation" (i.e., without knowing the future tenant(s))[11] (49). Even where a health risk assessment can be prepared, however, the resulting maximum health risk value is only a calculation of risk--it does not necessarily mean anyone will contract cancer as a result of the Project (49). The Brief also cites the author of CARB methodology, which reported that a $PM_{2.5}$ methodology is not suited for small projects and may yield unreliable results (49). Similarly, SCAQMD staff does not currently know of a way to accurately quantify O_3-related health impacts caused by NO_X or VOC emissions from relatively small projects, due to photochemistry and regional model limitations (49). The Brief concludes, with respect to the Friant Ranch EIR, that although it may have been

[11] It should also be noted that the actual occurrence of specific health conditions is based on numerous other factors that are infeasible to quantify, such as an individual's genetic predisposition, diet, exercise regiment, stress, and other behavioral characteristics.

technically possible to plug the data into a methodology, the results would not have been reliable or meaningful (49).

On the other hand, for extremely large regional projects (unlike the proposed Project), the SCAQMD states that it has been able to correlate potential health outcomes for very large emissions sources – as part of their rulemaking activity, specifically 6,620 lbs/day of NO_X and 89,180 lbs/day of VOC were expected to result in approximately 20 premature deaths per year and 89,947 school absences due to O_3 (49).

The proposed Project does not generate anywhere near 6,620 lbs/day of NO_X or 89,190 lbs/day of VOC emissions. The proposed Project would generate 78.19 lbs/day of NO_X during construction and 112.76 lbs/day of NO_X during operations. The Project would also generate 12.79 lbs/day of VOC emissions during construction and 11.96 lbs/day of VOC emissions during. Therefore, the proposed Project's emissions are not sufficiently high enough to use a regional modeling program to correlate health effects on a basin-wide level.

Notwithstanding, this AQIA does evaluate the proposed Project's localized impact to air quality for emissions of CO, NO_X, PM_{10}, and $PM_{2.5}$ by comparing the Proposed Project's on-site emissions to the SCAQMD's applicable LST thresholds. As evaluated in this AQIA, the proposed Project would not result in emissions that exceeded the SCAQMD's LSTs. Therefore, the proposed Project would not be expected to exceed the most stringent applicable federal or state ambient air quality standards for emissions of CO, NO_X, PM_{10}, and $PM_{2.5}$.

3.12 ODORS

The potential for the Project to generate objectionable odors has also been considered. Land uses generally associated with odor complaints include:

- Agricultural uses (livestock and farming)
- Wastewater treatment plants
- Food processing plants
- Chemical plants
- Composting operations
- Refineries
- Landfills
- Dairies
- Fiberglass molding facilities

The Project does not contain land uses typically associated with emitting objectionable odors. Potential odor sources associated with the proposed Project may result from construction equipment exhaust and the application of asphalt and architectural coatings during construction activities and the temporary storage of typical solid waste (refuse) associated with the proposed Project's (long-term operational) uses. Standard construction requirements would minimize odor impacts from construction. The construction odor emissions would be temporary, short-term, and intermittent in nature and would cease upon completion of the respective phase of

construction and is thus considered less than significant. It is expected that Project-generated refuse would be stored in covered containers and removed at regular intervals in compliance with the City's solid waste regulations. The proposed Project would also be required to comply with SCAQMD Rule 402 to prevent occurrences of public nuisances. Therefore, odors associated with the proposed Project construction and operations would be less than significant and no mitigation is required (50).

3.13 CUMULATIVE IMPACTS

As previously shown in Table 2-3, the CAAQS designate the Project site as nonattainment for O_3 PM_{10}, and $PM_{2.5}$ while the NAAQS designates the Project site as nonattainment for O_3 and $PM_{2.5}$.

The SCAQMD has published a report on how to address cumulative impacts from air pollution: *White Paper on Potential Control Strategies to Address Cumulative Impacts from Air Pollution* (51). In this report the SCAQMD clearly states (Page D-3):

> *"…the SCAQMD uses the same significance thresholds for project specific and cumulative impacts for all environmental topics analyzed in an Environmental Assessment or Environmental Impact Report (EIR). The only case where the significance thresholds for project specific and cumulative impacts differ is the Hazard Index (HI) significance threshold for TAC emissions. The project specific (project increment) significance threshold is HI > 1.0 while the cumulative (facility-wide) is HI > 3.0. It should be noted that the HI is only one of three TAC emission significance thresholds considered (when applicable) in a CEQA analysis. The other two are the maximum individual cancer risk (MICR) and the cancer burden, both of which use the same significance thresholds (MICR of 10 in 1 million and cancer burden of 0.5) for project specific and cumulative impacts.*
>
> *Projects that exceed the project-specific significance thresholds are considered by the SCAQMD to be cumulatively considerable. This is the reason project-specific and cumulative significance thresholds are the same. Conversely, projects that do not exceed the project-specific thresholds are generally not considered to be cumulatively significant."*

Therefore, this analysis assumes that individual projects that do not generate operational or construction emissions that exceed the SCAQMD's recommended daily thresholds for project-specific impacts would also not cause a cumulatively considerable increase in emissions for those pollutants for which the Basin is in nonattainment, and, therefore, would not be considered to have a significant, adverse air quality impact. Alternatively, individual project-related construction and operational emissions that exceed SCAQMD thresholds for project-specific impacts would be considered cumulatively considerable.

CONSTRUCTION IMPACTS

The Project-specific evaluation of emissions presented in the preceding analysis demonstrates that Project construction-source air pollutant emissions would not result in exceedances of regional thresholds. Therefore, Project construction-source emissions would be considered less than significant on a project-specific and cumulative basis.

OPERATIONAL IMPACTS

The Project-specific evaluation of emissions presented in the preceding analysis demonstrates that Project operational-source air pollutant emissions would not result in exceedances of regional thresholds. Therefore, Project operational-source emissions would be considered less than significant on a project-specific and cumulative basis.

This page intentionally left blank

4 REFERENCES

1. **State of California.** *2019 CEQA California Environmental Quality Act.* 2019.
2. **South Coast Air Quality Management District.** RULE 403. FUGITIVE DUST. [Online] https://www.aqmd.gov/docs/default-source/rule-book/rule-iv/rule-403.pdf?sfvrsn=4.
3. —. RULE 1113. Architectural Coatings. [Online] http://www.aqmd.gov/docs/default-source/rule-book/reg-xi/r1113.pdf.
4. —. Southern California Air Basins. [Online] https://www.arb.ca.gov/msprog/onroad/porttruck/maps/scabc7map.pdf.
5. **St. Croix Sensory, Inc.** *The "Gray Line" Between Odor Nuisance and Health Effects.* 2000.
6. **California Air Resources Board.** Ambient Air Quality Standards (AAQS). [Online] 2016. http://www.arb.ca.gov/research/aaqs/aaqs2.pdf.
7. **United State Environmental Protection Agency.** Frequent Questions about General Conformity . *EPA.* [Online] https://www.epa.gov/general-conformity/frequent-questions-about-general-conformity#8.
8. **South Coast Air Quality Management District.** Annual Air Quality Monitoring Network Plan. [Online] July 2018. http://www.aqmd.gov/docs/default-source/clean-air-plans/air-quality-monitoring-network-plan/annual-air-quality-monitoring-network-plan-v2.pdf?sfvrsn=2.
9. **Air Resources Board.** State and National Ambient Air Quality Standards. [Online] https://www.arb.ca.gov/regact/2019/stateareadesignations/appc.pdf?_ga=2.169398369.1537615702.1554741141-1192937971.1505156621.
10. **District, South Coast Air Quality Management.** Air Quality Data Tables. [Online] https://www.aqmd.gov/home/air-quality/air-quality-data-studies/historical-data-by-year.
11. **Environmental Protection Agency.** National Ambient Air Quality Standards (NAAQS). [Online] 1990. https://www.epa.gov/environmental-topics/air-topics.
12. —. Air Pollution and the Clean Air Act. [Online] http://www.epa.gov/air/caa/.
13. **United States Environmental Protection Agency.** 1990 Clean Air Act Amendment Summary: Title I. [Online] https://www.epa.gov/clean-air-act-overview/1990-clean-air-act-amendment-summary-title-i.
14. —. 1990 Clean Air Act Amendment Summary: Title II. [Online] https://www.epa.gov/clean-air-act-overview/1990-clean-air-act-amendment-summary-title-ii.
15. **Air Resources Board.** California Ambient Air Quality Standards (CAAQS). [Online] 2009. [Cited: April 16, 2018.] http://www.arb.ca.gov/research/aaqs/caaqs/caaqs.htm.
16. **The California Energy Commission.** 2019 Building Energy Efficiency Standards . *California Energy Commission.* [Online] 2018. https://www.energy.ca.gov/title24/2019standards/documents/2018_Title_24_2019_Building_Standards_FAQ.pdf.
17. **Department of General Services.** Building Standards Commission. *CALGreen.* [Online] https://codes.iccsafe.org/content/chapter/15778/.
18. **Southern California Association of Governments.** 2016-2040 Regional Transportation Plan/Sustainable Communities Strategy. [Online] April 2016. http://scagrtpscs.net/Documents/2016/final/f2016RTPSCS.pdf.
19. **California Air Resources Board.** *The California Almanac of Emissions and Air Quality.* 2013.

20. **South Coast AQMD.** South Coast Air Basin Ozone Trend. [Online] https://www.aqmd.gov/home/air-quality/historical-air-quality-data/historic-ozone-air-quality-trends.
21. **California Air Resources Board.** iADAM: Air Quality Data Statistics. *California Air Resources Board.* [Online] https://arb.ca.gov/adam/topfour/topfour1.php.
22. **South Coast Air Quality Management District.** Final 2016 Air Quality Management Plan. *South Coast Air Quality Management District.* [Online] March 2017. http://www.aqmd.gov/docs/default-source/clean-air-plans/air-quality-management-plans/2016-air-quality-management-plan/final-2016-aqmp/final2016aqmp.pdf.
23. **South coast Air Quality Management District.** *CEQA Air Quality Handbook (1993).* 1993.
24. **California Environmental Protection Agency Air Resources Board.** Nitrogen Dioxide- Overview. [Online] http://www.arb.ca.gov/research/aaqs/caaqs/no2-1/no2-1.htm.
25. **Ralph Propper, Patrick Wong, Son Bui, Jeff Austin, William Vance, Alvaro Alvarado, Bart Croes, and Dongmin Luo.** Ambient and Emission Trends of Toxic Air Contaminants in California. *American Chemical Society: Environmental Science & Technology.* 2015.
26. **Air Resources Board.** ARB's Drayage Truck Regulatory Activities. [Online] http://www.arb.ca.gov/msprog/onroad/porttruck/porttruck.htm.
27. —. Truck and Bus Regulation. *On-Road Heavy-Duty Diesel Vehicles (In-Use) Regulation.* [Online] http://www.arb.ca.gov/msprog/onrdiesel/onrdiesel.htm.
28. **The Port of Los Angeles.** Clean Truck Program. [Online] http://www.portoflosangeles.org/ctp/idx_ctp.asp.
29. **South Coast Air Quality Management District.** *The Multiple Air Toxics Exposure Study IV.* 2015.
30. —. MATES IV Estimated Risk. [Online] https://www.arcgis.com/apps/webappviewer/index.html?id=e39304122af84990b3a337307e08eea9.
31. —. Transfer Funds, Appropriate Funding, Execute Purchase Orders, Execute Contrat and Authorize Release of RFQs for the Fifth Multiple Air Toxics Exposure Study. *South Coast Air Quality Management District.* [Online] 2017. http://www.aqmd.gov/docs/default-source/Agendas/Governing-Board/2017/2017-jul7-009.pdf?sfvrsn=7.
32. **South Coast Air Quality Management District (SCAQMD).** SCAQMD Air Quality Significance Thresholds. [Online] http://www.aqmd.gov/docs/default-source/ceqa/handbook/scaqmd-air-quality-significance-thresholds.pdf?sfvrsn=2.
33. **California Air Pollution Control Officers Association (CAPCOA).** California Emissions Estimator Model (CalEEMod). [Online] September 2016. www.caleemod.com.
34. **Urban Crossroads, Inc.** *Katella Avenue Amazon Facility Traffic Impact Analysis.* 2020.
35. **California Department of Transportation.** EMFAC Software. [Online] http://www.dot.ca.gov/hq/env/air/pages/emfac.htm.
36. **California Air Pollution Control Officers Association (CAPCOA).** Appendix A: Calculation Details for CalEEMod. *CalEEMod.* [Online] October 2017. http://www.aqmd.gov/docs/default-source/caleemod/02_appendix-a2016-3-2.pdf?sfvrsn=6.
37. **City of Cypress.** Building Division . *City of Cypress.* [Online] https://www.cypressca.org/work/building-division.

38. **South Coast Air Quality Management District.** *Localized Significance Thresholds Methodology.* s.l. : South Coast Air Quality Managment District, 2003.
39. **Lake Environmental.** US EPA Models. *Lake Environmental.* [Online] http://www.weblakes.com/download/us_epa.html.
40. **South Coast Air Quality Management District.** Fact Sheet for Applying CalEEMod to Localized Significance Thresholds. [Online] http://www.aqmd.gov/docs/default-source/ceqa/handbook/localized-significance-thresholds/caleemod-guidance.pdf.
41. **Urban Crossroads, Inc.** *Katella Avenue Amazon Facility Noise Impact Analysis.* 2020.
42. **South Coast Air Quality Management District.** 2003 Air Quality Management Plan. [Online] 2003. http://www.aqmd.gov/docs/default-source/clean-air-plans/air-quality-management-plans/2003-air-quality-management-plan/2003-aqmp-appendix-v.pdf.
43. —. 2003 Air Quality Management Plan. [Online] 2003. https://www.aqmd.gov/home/air-quality/clean-air-plans/air-quality-mgt-plan/2003-aqmp.
44. **Bay Area Air Quality Management District.** [Online] http://www.baaqmd.gov/.
45. **South Coast Air Quality Management District.** 2003 Air Quality Management Plan. [Online] 2003. https://www.aqmd.gov/home/air-quality/clean-air-plans/air-quality-mgt-plan/2003-aqmp.
46. —. Final 2016 Air Quality Management Plan (AQMP). [Online] March 2017. http://www.aqmd.gov/docs/default-source/clean-air-plans/air-quality-management-plans/2016-air-quality-management-plan/final-2016-aqmp/final2016aqmp.pdf?sfvrsn=11.
47. **South coast Air Quality Management District.** *CEQA Air Quality Handbook (1993).* 1993.
48. **City of Cypress.** Cypress General Plan. [Online] https://www.cypressca.org/home/showdocument?id=662.
49. **South Coast Air Quality Management District.** Sierra Club, Revive the San Joaquin and League of Women Voters of Fresno, Plaintiffs and Appellants, v. County of Fresno, Defendant and Respondent and, Friant Ranchm L.P. Real Party in Interest and Respondent. [Online] 2015. https://www.courts.ca.gov/documents/9-s219783-ac-south-coast-air-quality-mgt-dist-041315.pdf.
50. —. RULE 402 NUISANCE. [Online] http://www.aqmd.gov/docs/default-source/rule-book/rule-iv/rule-402.pdf.
51. **Goss, Tracy A and Kroeger, Amy.** White Paper on Potential Control Strategies to Address Cumulative Impacts from Air Pollution. [Online] South Coast Air Quality Management District, 2003. http://www.aqmd.gov/rules/ciwg/final_white_paper.pdf.
52. **South Coast Air Quality Management District.** *SCAQMD High Cube Warehouse Truck Trip Study White Paper Summary of Busniess Survey Results.* 2014.

This page intentionally left blank

5 CERTIFICATIONS

The contents of this air study report represent an accurate depiction of the environmental impacts associated with the proposed Katella Avenue Amazon Facility. The information contained in this air quality impact assessment report is based on the best available data at the time of preparation. If you have any questions, please contact me directly at (949) 336-5987.

Haseeb Qureshi
Associate Principal
URBAN CROSSROADS, INC.
260 E. Baker St., Suite 200
Costa Mesa, CA 92626
(949) 336-5987
hqureshi@urbanxroads.com

EDUCATION

Master of Science in Environmental Studies
California State University, Fullerton • May, 2010

Bachelor of Arts in Environmental Analysis and Design
University of California, Irvine • June, 2006

PROFESSIONAL AFFILIATIONS

AEP – Association of Environmental Planners
AWMA – Air and Waste Management Association
ASTM – American Society for Testing and Materials

PROFESSIONAL CERTIFICATIONS

Planned Communities and Urban Infill – Urban Land Institute • June 2011
Indoor Air Quality and Industrial Hygiene – EMSL Analytical • April 2008
Principles of Ambient Air Monitoring – CARB • August 2007
AB2588 Regulatory Standards – Trinity Consultants • November 2006
Air Dispersion Modeling – Lakes Environmental • June 2006

This page intentionally left blank

APPENDIX 2.1:

STATE/FEDERAL ATTAINMENT STATUS OF CRITERIA POLLUTANTS

APPENDIX C

MAPS AND TABLES OF AREA DESIGNATIONS FOR STATE AND NATIONAL AMBIENT AIR QUALITY STANDARDS

[This page intentionally left blank]

APPENDIX C

MAPS AND TABLES OF AREA DESIGNATIONS FOR STATE AND NATIONAL AMBIENT AIR QUALITY STANDARDS

This attachment fulfills the requirement of Health and Safety Code section 40718 for CARB to publish maps that identify areas where one or more violations of any State ambient air quality standard (State standard) or national ambient air quality standard (national standard) have been measured. The national standards are those promulgated under section 109 of the federal Clean Air Act (42 U.S.C. 7409).

This attachment is divided into three parts. The first part comprises a table showing the levels, averaging times, and measurement methods for each of the State and national standards. This is followed by a section containing maps and tables showing the area designations for each pollutant for which there is a State standard in the California Code of Regulations, title 17, section 70200. The last section contains maps and tables showing the most current area designations for the national standards.

Ambient Air Quality Standards

(Updated 5/4/16)

Pollutant	Averaging Time	California Standards [1]		National Standards [2]		
		Concentration [3]	Method [4]	Primary [3,5]	Secondary [3,6]	Method [7]
Ozone (O_3)[8]	1 Hour	0.09 ppm (180 µg/m³)	Ultraviolet Photometry	—	Same as Primary Standard	Ultraviolet Photometry
	8 Hour	0.070 ppm (137 µg/m³)		0.070 ppm (137 µg/m³)		
Respirable Particulate Matter (PM10)[9]	24 Hour	50 µg/m³	Gravimetric or Beta Attenuation	150 µg/m³	Same as Primary Standard	Inertial Separation and Gravimetric Analysis
	Annual Arithmetic Mean	20 µg/m³		—		
Fine Particulate Matter (PM2.5)[9]	24 Hour	—	—	35 µg/m³	Same as Primary Standard	Inertial Separation and Gravimetric Analysis
	Annual Arithmetic Mean	12 µg/m³	Gravimetric or Beta Attenuation	12.0 µg/m³	15 µg/m³	
Carbon Monoxide (CO)	1 Hour	20 ppm (23 mg/m³)	Non-Dispersive Infrared Photometry (NDIR)	35 ppm (40 mg/m³)	—	Non-Dispersive Infrared Photometry (NDIR)
	8 Hour	9.0 ppm (10 mg/m³)		9 ppm (10 mg/m³)	—	
	8 Hour (Lake Tahoe)	6 ppm (7 mg/m³)		—	—	
Nitrogen Dioxide (NO_2)[10]	1 Hour	0.18 ppm (339 µg/m³)	Gas Phase Chemiluminescence	100 ppb (188 µg/m³)	—	Gas Phase Chemiluminescence
	Annual Arithmetic Mean	0.030 ppm (57 µg/m³)		0.053 ppm (100 µg/m³)	Same as Primary Standard	
Sulfur Dioxide (SO_2)[11]	1 Hour	0.25 ppm (655 µg/m³)	Ultraviolet Fluorescence	75 ppb (196 µg/m³)	—	Ultraviolet Flourescence; Spectrophotometry (Pararosaniline Method)
	3 Hour	—		—	0.5 ppm (1300 µg/m³)	
	24 Hour	0.04 ppm (105 µg/m³)		0.14 ppm (for certain areas)[11]	—	
	Annual Arithmetic Mean	—		0.030 ppm (for certain areas)[11]	—	
Lead[12,13]	30 Day Average	1.5 µg/m³	Atomic Absorption	—	—	High Volume Sampler and Atomic Absorption
	Calendar Quarter	—		1.5 µg/m³ (for certain areas)[12]	Same as Primary Standard	
	Rolling 3-Month Average	—		0.15 µg/m³		
Visibility Reducing Particles[14]	8 Hour	See footnote 14	Beta Attenuation and Transmittance through Filter Tape	No National Standards		
Sulfates	24 Hour	25 µg/m³	Ion Chromatography			
Hydrogen Sulfide	1 Hour	0.03 ppm (42 µg/m³)	Ultraviolet Fluorescence			
Vinyl Chloride[12]	24 Hour	0.01 ppm (26 µg/m³)	Gas Chromatography			

See footnotes on next page ...

1. California standards for ozone, carbon monoxide (except 8-hour Lake Tahoe), sulfur dioxide (1- and 24-hour), nitrogen dioxide, and particulate matter (PM10, PM2.5, and visibility reducing particles), are values that are not to be exceeded. All others are not to be equaled or exceeded. California ambient air quality standards are listed in the Table of Standards in Section 70200 of Title 17 of the California Code of Regulations.

2. National standards (other than ozone, particulate matter, and those based on annual arithmetic mean) are not to be exceeded more than once a year. The ozone standard is attained when the fourth highest 8-hour concentration measured at each site in a year, averaged over three years, is equal to or less than the standard. For PM10, the 24-hour standard is attained when the expected number of days per calendar year with a 24-hour average concentration above 150 $\mu g/m^3$ is equal to or less than one. For PM2.5, the 24-hour standard is attained when 98 percent of the daily concentrations, averaged over three years, are equal to or less than the standard. Contact the U.S. EPA for further clarification and current national policies.

3. Concentration expressed first in units in which it was promulgated. Equivalent units given in parentheses are based upon a reference temperature of 25°C and a reference pressure of 760 torr. Most measurements of air quality are to be corrected to a reference temperature of 25°C and a reference pressure of 760 torr; ppm in this table refers to ppm by volume, or micromoles of pollutant per mole of gas.

4. Any equivalent measurement method which can be shown to the satisfaction of the CARB to give equivalent results at or near the level of the air quality standard may be used.

5. National Primary Standards: The levels of air quality necessary, with an adequate margin of safety to protect the public health.

6. National Secondary Standards: The levels of air quality necessary to protect the public welfare from any known or anticipated adverse effects of a pollutant.

7. Reference method as described by the U.S. EPA. An “equivalent method” of measurement may be used but must have a “consistent relationship to the reference method” and must be approved by the U.S. EPA.

8. On October 1, 2015, the national 8-hour ozone primary and secondary standards were lowered from 0.075 to 0.070 ppm.

9. On December 14, 2012, the national annual PM2.5 primary standard was lowered from 15 $\mu g/m^3$ to 12.0 $\mu g/m^3$. The existing national 24-hour PM2.5 standards (primary and secondary) were retained at 35 $\mu g/m^3$, as was the annual secondary standard of 15 $\mu g/m^3$. The existing 24-hour PM10 standards (primary and secondary) of 150 $\mu g/m^3$ also were retained. The form of the annual primary and secondary standards is the annual mean, averaged over 3 years.

10. To attain the 1-hour national standard, the 3-year average of the annual 98th percentile of the 1-hour daily maximum concentrations at each site must not exceed 100 ppb. Note that the national 1-hour standard is in units of parts per billion (ppb). California standards are in units of parts per million (ppm). To directly compare the national 1-hour standard to the California standards the units can be converted from ppb to ppm. In this case, the national standard of 100 ppb is identical to 0.100 ppm.

11. On June 2, 2010, a new 1-hour SO_2 standard was established and the existing 24-hour and annual primary standards were revoked. To attain the 1-hour national standard, the 3-year average of the annual 99th percentile of the 1-hour daily maximum concentrations at each site must not exceed 75 ppb. The 1971 SO_2 national standards (24-hour and annual) remain in effect until one year after an area is designated for the 2010 standard, except that in areas designated nonattainment for the 1971 standards, the 1971 standards remain in effect until implementation plans to attain or maintain the 2010 standards are approved.

    Note that the 1-hour national standard is in units of parts per billion (ppb). California standards are in units of parts per million (ppm). To directly compare the 1-hour national standard to the California standard the units can be converted to ppm. In this case, the national standard of 75 ppb is identical to 0.075 ppm.

12. The CARB has identified lead and vinyl chloride as 'toxic air contaminants' with no threshold level of exposure for adverse health effects determined. These actions allow for the implementation of control measures at levels below the ambient concentrations specified for these pollutants.

13. The national standard for lead was revised on October 15, 2008 to a rolling 3-month average. The 1978 lead standard (1.5 $\mu g/m^3$ as a quarterly average) remains in effect until one year after an area is designated for the 2008 standard, except that in areas designated nonattainment for the 1978 standard, the 1978 standard remains in effect until implementation plans to attain or maintain the 2008 standard are approved.

14. In 1989, the CARB converted both the general statewide 10-mile visibility standard and the Lake Tahoe 30-mile visibility standard to instrumental equivalents, which are "extinction of 0.23 per kilometer" and "extinction of 0.07 per kilometer" for the statewide and Lake Tahoe Air Basin standards, respectively.

[This page intentionally left blank]

Area Designations for the State Ambient Air Quality Standards

The following maps and tables show the area designations for each pollutant with a State standard set forth in the California Code of Regulations, title 17, section 60200. Each area is identified as attainment, nonattainment, nonattainment-transitional, or unclassified for each pollutant, as shown below:

Attainment	A
Nonattainment	N
Nonattainment-Transitional	NA-T
Unclassified	U

In general, CARB designates areas by air basin for pollutants with a regional impact and by county for pollutants with a more local impact. However, when there are areas within an air basin or county with distinctly different air quality deriving from sources and conditions not affecting the entire air basin or county, CARB may designate a smaller area. Generally, when boundaries of the designated area differ from the air basin or county boundaries, the description of the specific area is referenced at the bottom of the summary table.

FIGURE 1

Source Date:
October 2018
Air Quality Planning and Science Division

TABLE 1

California Ambient Air Quality Standards
Area Designations for Ozone [1]

	N	NA-T	U	A		N	NA-T	U	A
GREAT BASIN VALLEYS AIR BASIN					NORTHEAST PLATEAU AIR BASIN				X
Alpine County			X		SACRAMENTO VALLEY AIR BASIN				
Inyo County	X				Colusa and Glenn Counties				X
Mono County	X				Sutter/Yuba Counties				
LAKE COUNTY AIR BASIN				X	Sutter Buttes	X			
LAKE TAHOE AIR BASIN				X	Remainder of Sutter County				X
MOJAVE DESERT AIR BASIN	X				Yuba County				X
MOUNTAIN COUNTIES AIR BASIN					Yolo/Solano Counties		X		
Amador County	X				Remainder of Air Basin	X			
Calaveras County	X				SALTON SEA AIR BASIN	X			
El Dorado County (portion)	X				SAN DIEGO AIR BASIN	X			
Mariposa County	X				SAN FRANCISCO BAY AREA AIR BASIN	X			
Nevada County	X				SAN JOAQUIN VALLEY AIR BASIN	X			
Placer County (portion)	X				SOUTH CENTRAL COAST AIR BASIN				
Plumas County			X		San Luis Obispo County	X			
Sierra County			X		Santa Barbara County		X		
Tuolumne County	X				Ventura County	X			
NORTH CENTRAL COAST AIR BASIN		X			SOUTH COAST AIR BASIN	X			
NORTH COAST AIR BASIN				X					

(1) AB 3048 (Olberg) and AB 2525 (Miller) signed into law in 1996, made changes to Health and Safety Code, section 40925.5. One of the changes allows nonattainment districts to become nonattainment-transitional for ozone by operation of law.

FIGURE 2

Source Date:
October 2018
Air Quality Planning and Science Division

TABLE 2

California Ambient Air Quality Standards
Area Designation for Suspended Particulate Matter (PM10)

	N	U	A		N	U	A
GREAT BASIN VALLEYS AIR BASIN	X			NORTH CENTRAL COAST AIR BASIN	X		
LAKE COUNTY AIR BASIN			X	NORTH COAST AIR BASIN			
LAKE TAHOE AIR BASIN	X			Del Norte, Sonoma (portion) and Trinity Counties			X
MOJAVE DESERT AIR BASIN	X			Remainder of Air Basin	X		
MOUNTAIN COUNTIES AIR BASIN				NORTHEAST PLATEAU AIR BASIN			
Amador County		X		Siskiyou County			X
Calaveras County	X			Remainder of Air Basin		X	
El Dorado County (portion)	X			SACRAMENTO VALLEY AIR BASIN			
Mariposa County				Shasta County			X
- Yosemite National Park	X			Remainder of Air Basin	X		
- Remainder of County		X		SALTON SEA AIR BASIN	X		
Nevada County	X			SAN DIEGO AIR BASIN	X		
Placer County (portion)	X			SAN FRANCISCO BAY AREA AIR BASIN	X		
Plumas County	X			SAN JOAQUIN VALLEY AIR BASIN	X		
Sierra County	X			SOUTH CENTRAL COAST AIR BASIN	X		
Tuolumne County		X		SOUTH COAST AIR BASIN	X		

FIGURE 3

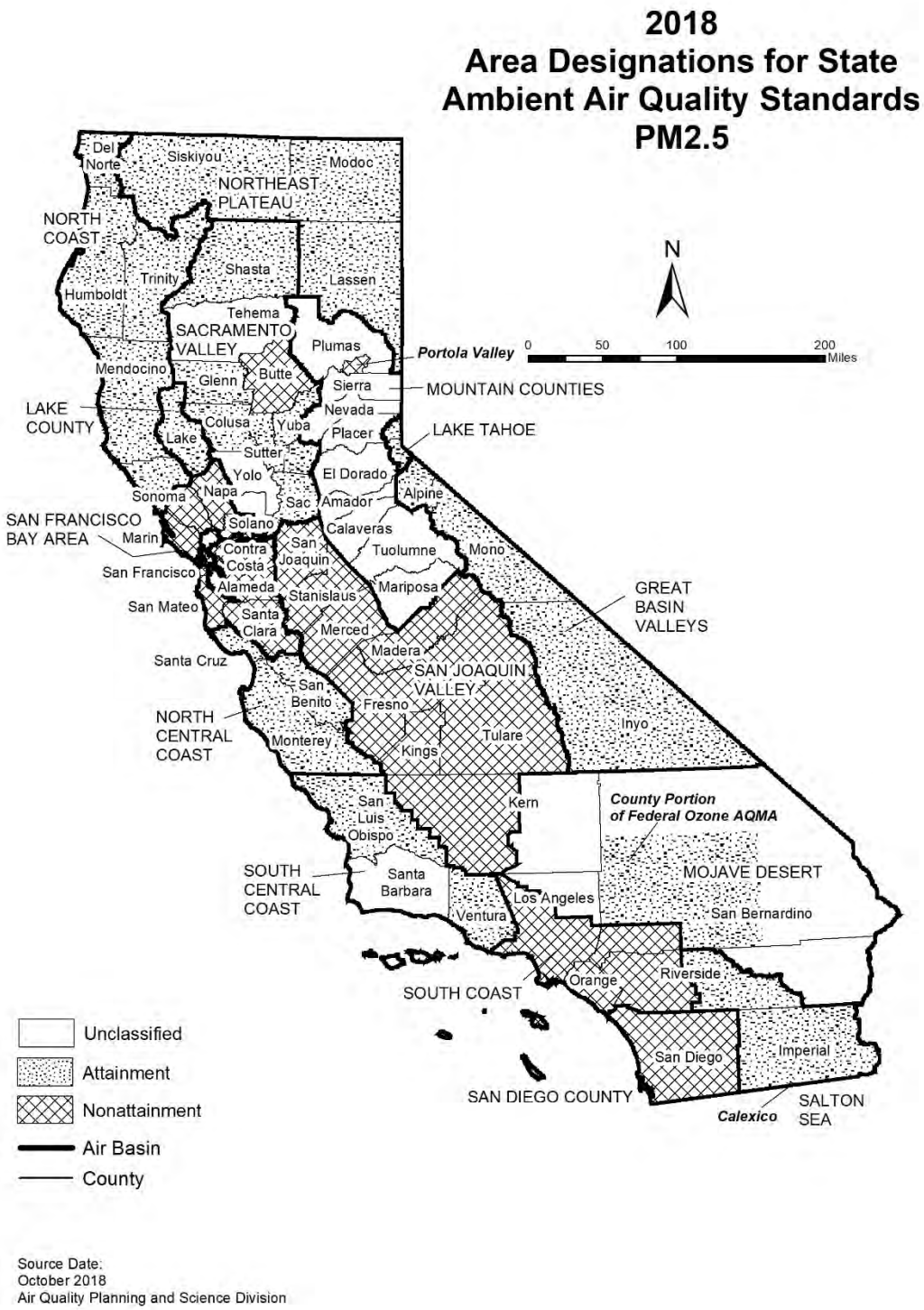

Source Date:
October 2018
Air Quality Planning and Science Division

TABLE 3

California Ambient Air Quality Standards
Area Designations for Fine Particulate Matter (PM2.5)

	N	U	A		N	U	A
GREAT BASIN VALLEYS AIR BASIN			X	SALTON SEA AIR BASIN			
LAKE COUNTY AIR BASIN			X	Imperial County			
LAKE TAHOE AIR BASIN			X	- City of Calexico (3)	X		
MOJAVE DESERT AIR BASIN				Remainder of Air Basin			X
San Bernardino County				SAN DIEGO AIR BASIN	X		
- County portion of federal Southeast Desert Modified AQMA for Ozone (1)			X	SAN FRANCISCO BAY AREA AIR BASIN	X		
				SAN JOAQUIN VALLEY AIR BASIN	X		
Remainder of Air Basin		X		SOUTH CENTRAL COAST AIR BASIN			
MOUNTAIN COUNTIES AIR BASIN				San Luis Obispo County			X
Plumas County				Santa Barbara County		X	
- Portola Valley (2)	X			Ventura County			X
Remainder of Air Basin		X		SOUTH COAST AIR BASIN	X		
NORTH CENTRAL COAST AIR BASIN			X				
NORTH COAST AIR BASIN			X				
NORTHEAST PLATEAU AIR BASIN			X				
SACRAMENTO VALLEY AIR BASIN							
Butte County	X						
Colusa County			X				
Glenn County			X				
Placer County (portion)			X				
Sacramento County			X				
Shasta County			X				
Sutter and Yuba Counties			X				
Remainder of Air Basin		X					

(1) California Code of Regulations, title 17, section 60200(b)

(2) California Code of Regulations, title 17, section 60200(c)

(3) California Code of Regulations, title 17, section 60200(a)

FIGURE 4

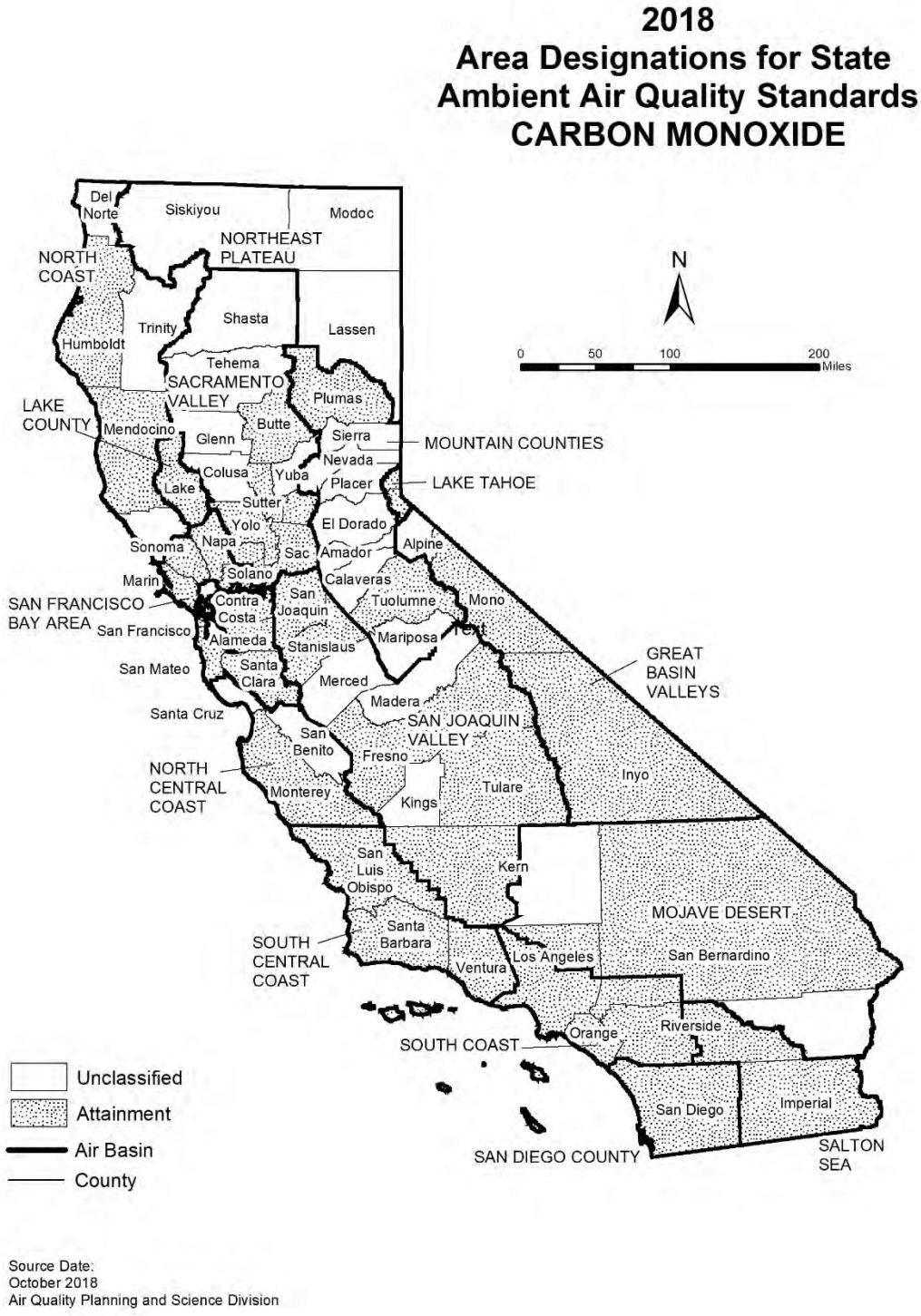

Source Date:
October 2018
Air Quality Planning and Science Division

TABLE 4

California Ambient Air Quality Standards
Area Designation for Carbon Monoxide*

	N	NA-T	U	A		N	NA-T	U	A
GREAT BASIN VALLEYS AIR BASIN					SACRAMENTO VALLEY AIR BASIN				
Alpine County			X		Butte County				X
Inyo County				X	Colusa County			X	
Mono County				X	Glenn County			X	
LAKE COUNTY AIR BASIN				X	Placer County (portion)				X
LAKE TAHOE AIR BASIN				X	Sacramento County				X
MOJAVE DESERT AIR BASIN					Shasta County			X	
Kern County (portion)			X		Solano County (portion)				X
Los Angeles County (portion)				X	Sutter County				X
Riverside County (portion)			X		Tehama County			X	
San Bernardino County (portion)				X	Yolo County				X
MOUNTAIN COUNTIES AIR BASIN					Yuba County			X	
Amador County			X		SALTON SEA AIR BASIN				X
Calaveras County			X		SAN DIEGO AIR BASIN				X
El Dorado County (portion)			X		SAN FRANCISCO BAY AREA AIR BASIN				X
Mariposa County			X		SAN JOAQUIN VALLEY AIR BASIN				
Nevada County			X		Fresno County				X
Placer County (portion)			X		Kern County (portion)				X
Plumas County				X	Kings County			X	
Sierra County			X		Madera County			X	
Tuolumne County				X	Merced County			X	
NORTH CENTRAL COAST AIR BASIN					San Joaquin County				X
Monterey County				X	Stanislaus County				X
San Benito County			X		Tulare County				X
Santa Cruz County			X		SOUTH CENTRAL COAST AIR BASIN				X
NORTH COAST AIR BASIN					SOUTH COAST AIR BASIN				X
Del Norte County			X						
Humboldt County				X					
Mendocino County				X					
Sonoma County (portion)			X						
Trinity County			X						
NORTHEAST PLATEAU AIR BASIN			X						

* The area designated for carbon monoxide is a county or portion of a county

FIGURE 5

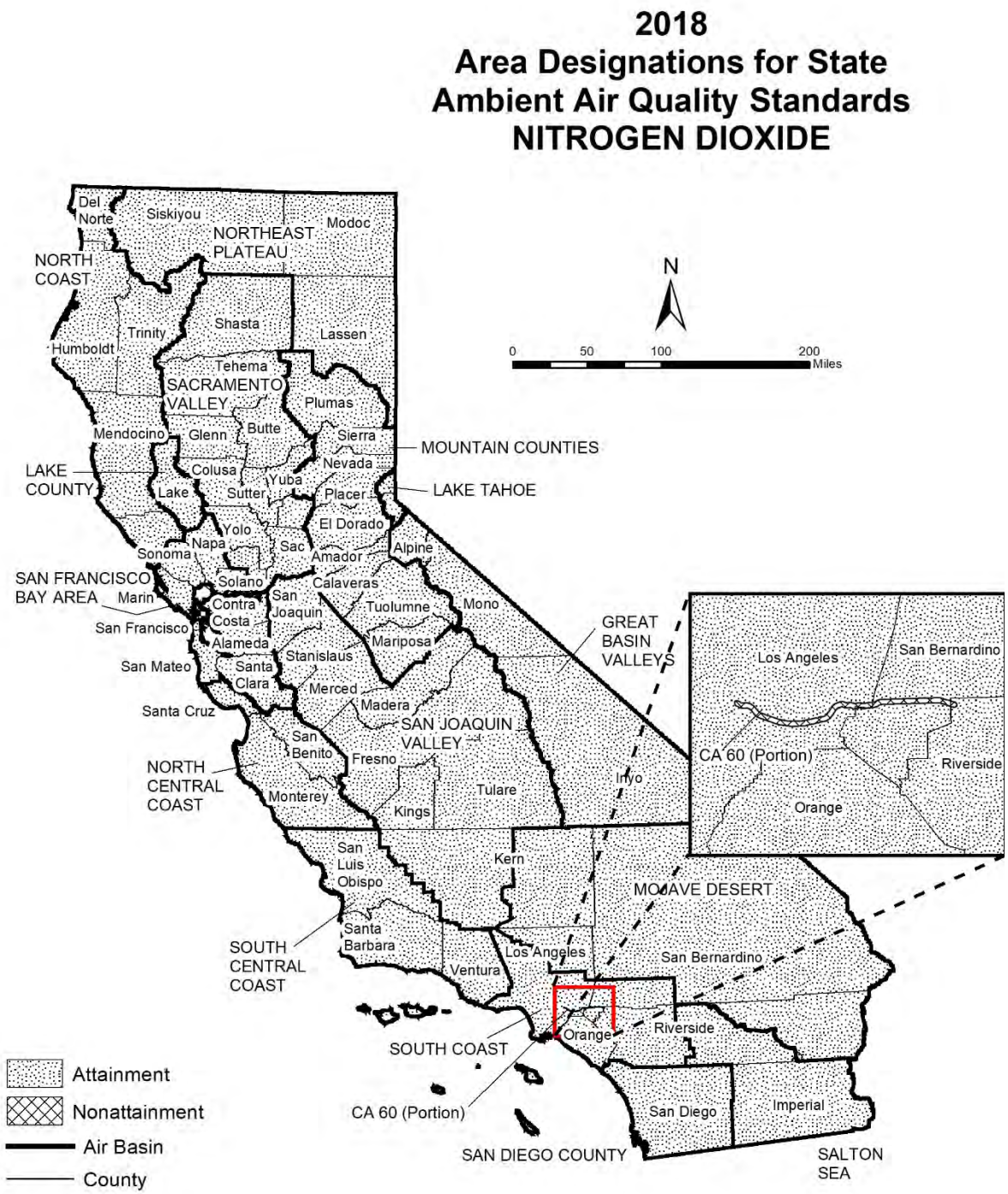

Source Date:
October 2018
Air Quality Planning and Science Division

TABLE 5

California Ambient Air Quality Standards
Area Designation for Nitrogen Dioxide

	N	U	A		N	U	A
GREAT BASIN VALLEYS AIR BASIN			X	SACRAMENTO VALLEY AIR BASIN			X
LAKE COUNTY AIR BASIN			X	SALTON SEA AIR BASIN			X
LAKE TAHOE AIR BASIN			X	SAN DIEGO AIR BASIN			X
MOJAVE DESERT AIR BASIN			X	SAN FRANCISCO BAY AREA AIR BASIN			X
MOUNTAIN COUNTIES AIR BASIN			X	SAN JOAQUIN VALLEY AIR BASIN			X
NORTH CENTRAL COAST AIR BASIN			X	SOUTH CENTRAL COAST AIR BASIN			X
NORTH COAST AIR BASIN			X	SOUTH COAST AIR BASIN			
NORTHEAST PLATEAU AIR BASIN			X	CA 60 Near-road Portion of San Bernardino, Riverside, and Los Angeles Counties	X		
				Remainder of Air Basin			X

FIGURE 6

Source Date:
October 2018
Air Quality Planning and Science Division

TABLE 6

California Ambient Air Quality Standards
Area Designation for Sulfur Dioxide*

	N	U/A		N	U/A
GREAT BASIN VALLEYS AIR BASIN		X	SACRAMENTO VALLEY AIR BASIN		X
LAKE COUNTY AIR BASIN		X	SALTON SEA AIR BASIN		X
LAKE TAHOE AIR BASIN		X	SAN DIEGO AIR BASIN		X
MOJAVE DESERT AIR BASIN		X	SAN FRANCISCO BAY AREA AIR BASIN		X
MOUNTAIN COUNTIES AIR BASIN		X	SAN JOAQUIN VALLEY AIR BASIN		X
NORTH CENTRAL COAST AIR BASIN		X	SOUTH CENTRAL COAST AIR BASIN		X
NORTH COAST AIR BASIN		X	SOUTH COAST AIR BASIN		X
NORTHEAST PLATEAU AIR BASIN		X			

* The area designated for sulfur dioxide is a county or portion of a county

FIGURE 7

Source Date:
October 2018
Air Quality Planning and Science Division

TABLE 7

California Ambient Air Quality Standards
Area Designation for Sulfates

	N	U	A		N	U	A
GREAT BASIN VALLEYS AIR BASIN			X	SACRAMENTO VALLEY AIR BASIN			X
LAKE COUNTY AIR BASIN			X	SALTON SEA AIR BASIN			X
LAKE TAHOE AIR BASIN			X	SAN DIEGO AIR BASIN			X
MOJAVE DESERT AIR BASIN			X	SAN FRANCISCO BAY AREA AIR BASIN			X
MOUNTAIN COUNTIES AIR BASIN			X	SAN JOAQUIN VALLEY AIR BASIN			X
NORTH CENTRAL COAST AIR BASIN			X	SOUTH CENTRAL COAST AIR BASIN			X
NORTH COAST AIR BASIN			X	SOUTH COAST AIR BASIN			X
NORTHEAST PLATEAU AIR BASIN			X				

FIGURE 8

Source Date:
October 2018
Air Quality Planning and Science Division

TABLE 8

California Ambient Air Quality Standards
Area Designations for Lead (particulate)*

	N	U	A		N	U	A
GREAT BASIN VALLEYS AIR BASIN			X	SALTON SEA AIR BASIN			X
LAKE COUNTY AIR BASIN			X	SAN DIEGO AIR BASIN			X
LAKE TAHOE AIR BASIN			X	SAN FRANCISCO BAY AREA AIR BASIN			X
MOJAVE DESERT AIR BASIN			X	SAN JOAQUIN VALLEY AIR BASIN			X
MOUNTAIN COUNTIES AIR BASIN			X	SOUTH CENTRAL COAST AIR BASIN			X
NORTH CENTRAL COAST AIR BASIN			X	SOUTH COAST AIR BASIN			X
NORTH COAST AIR BASIN			X				
NORTHEAST PLATEAU AIR BASIN			X				
SACRAMENTO VALLEY AIR BASIN			X				

* The area designated for lead is a county or portion of a county. Since all areas in the State are in attainment for this standard, air basins are indicated here for simplicity.

FIGURE 9

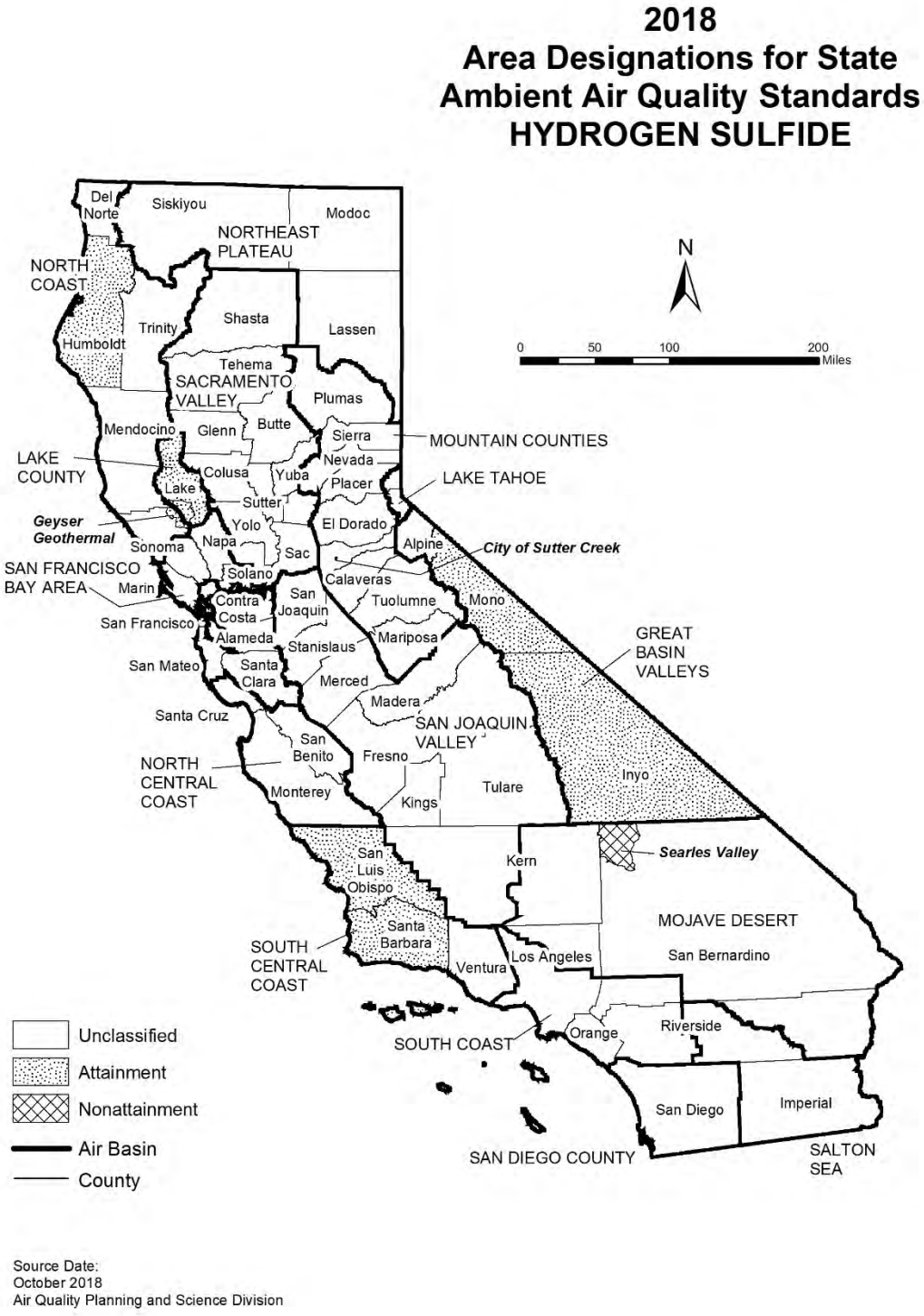

Source Date:
October 2018
Air Quality Planning and Science Division

TABLE 9

California Ambient Air Quality Standards
Area Designation for Hydrogen Sulfide*

	N	NA-T	U	A		N	NA-T	U	A
GREAT BASIN VALLEYS AIR BASIN					NORTH CENTRAL COAST AIR BASIN			X	
Alpine County			X		NORTH COAST AIR BASIN				
Inyo County				X	Del Norte County			X	
Mono County				X	Humboldt County				X
LAKE COUNTY AIR BASIN				X	Mendocino County			X	
LAKE TAHOE AIR BASIN			X		Sonoma County (portion)				
MOJAVE DESERT AIR BASIN					- Geyser Geothermal Area (2)				X
Kern County (portion)			X		- Remainder of County			X	
Los Angeles County (portion)			X		Trinity County			X	
Riverside County (portion)			X		NORTHEAST PLATEAU AIR BASIN			X	
San Bernardino County (portion)					SACRAMENTO VALLEY AIR BASIN			X	
- Searles Valley Planning Area (1)	X				SALTON SEA AIR BASIN			X	
- Remainder of County			X		SAN DIEGO AIR BASIN			X	
MOUNTAIN COUNTIES AIR BASIN					SAN FRANCISCO BAY AREA AIR BASIN			X	
Amador County					SAN JOAQUIN VALLEY AIR BASIN			X	
- City of Sutter Creek	X				SOUTH CENTRAL COAST AIR BASIN				
- Remainder of County			X		San Luis Obispo County				X
Calaveras County			X		Santa Barbara County				X
El Dorado County (portion)			X		Ventura County			X	
Mariposa County			X		SOUTH COAST AIR BASIN			X	
Nevada County			X						
Placer County (portion)			X						
Plumas County			X						
Sierra County			X						
Tuolumne County			X						

* The area designated for hydrogen sulfide is a county or portion of a county

(1) 52 Federal Register 29384 (August 7, 1987)

(2) California Code of Regulations, title 17, section 60200(d)

FIGURE 10

2018
Area Designations for State Ambient Air Quality Standards
VISIBILITY REDUCING PARTICLES

Source Date:
October 2018
Air Quality Planning and Science Division

TABLE 10

California Ambient Air Quality Standards
Area Designation for Visibility Reducing Particles

	N	NA-T	U	A		N	NA-T	U	A
GREAT BASIN VALLEYS AIR BASIN			X		SACRAMENTO VALLEY AIR BASIN			X	
LAKE COUNTY AIR BASIN				X	SALTON SEA AIR BASIN			X	
LAKE TAHOE AIR BASIN			X		SAN DIEGO AIR BASIN			X	
MOJAVE DESERT AIR BASIN			X		SAN FRANCISCO BAY AREA AIR BASIN			X	
MOUNTAIN COUNTIES AIR BASIN			X		SAN JOAQUIN VALLEY AIR BASIN			X	
NORTH CENTRAL COAST AIR BASIN			X		SOUTH CENTRAL COAST AIR BASIN			X	
NORTH COAST AIR BASIN			X		SOUTH COAST AIR BASIN			X	
NORTHEAST PLATEAU AIR BASIN			X						

Area Designations for the National Ambient Air Quality Standards

The following maps and tables show the area designations for each pollutant with a national ambient air quality standard. Additional information about the federal area designations is available on the U.S. EPA website:

https://www.epa.gov/green-book

Over the last several years, U.S. EPA has been reviewing the levels of the various national standards. The agency has already promulgated new standard levels for some pollutants and is considering revising the levels for others. Information about the status of these reviews is available on the U.S. EPA website:

https://www.epa.gov/criteria-air-pollutants

Designation Categories

Suspended Particulate Matter (PM_{10}). The U.S. EPA uses three categories to designate areas with respect to PM_{10}:

- Attainment
- Nonattainment
- Unclassifiable

Ozone, Fine Suspended Particulate Matter ($PM_{2.5}$), Carbon Monoxide (CO), and Nitrogen Dioxide (NO_2). The U.S. EPA uses two categories to designate areas with respect to these standards:

- Nonattainment
- Unclassifiable/Attainment

The national 1-hour ozone standard was revoked effective June 15, 2005, and the area designations map reflects the 2015 national 8-hour ozone standard of 0.070 ppm. Original designations were finalized on August 3, 2018.

On December 14, 2012, the U.S. EPA established a new national annual primary $PM_{2.5}$ standard of 12.0 $\mu g/m^3$. New area designations reflecting this revised standard became final in December 2014. The current designation map reflects the most recently revised (2012) annual average standard of 12.0 $\mu g/m^3$ as well as the 24-hour standard of 35 $\mu g/m^3$, revised in 2006.

On January 22, 2010, the U.S. EPA established a new national 1-hour NO_2 standard of 100 parts per billion (ppb) and retained the annual average standard of 53 ppb. Designations for the primary NO_2 standard became effective on February 29, 2012. All areas of California meet this standard.

Sulfur Dioxide (SO_2). The U.S. EPA uses three categories to designate areas with respect to the 24-hour and annual average sulfur dioxide standards. These designation categories are:

- Nonattainment,
- Unclassifiable, and
- Attainment/Unclassifiable.

On June 2, 2010, the U.S. EPA established a new primary 1-hour SO_2 standard of 75 parts per billion (ppb). At the same time, U.S. EPA revoked the 24-hour and annual

average standards. Area designations for the 1-hour SO_2 standard were finalized on December 21, 2017 and are reflected in the area designations map.

Lead (particulate). The U.S. EPA promulgated a new rolling 3-month average lead standard in October 2008 of 0.15 μg/m^3. Designations were made for this standard in November 2010.

Designation Areas

From time to time, the boundaries of the California air basins have been changed to facilitate the planning process. CARB generally initiates these changes, and they are not always reflected in the U.S. EPA's area designations. For purposes of consistency, the maps in this attachment reflect area designation boundaries and nomenclature as promulgated by the U.S. EPA. In some cases, these may not be the same as those adopted by CARB. For example, the national area designations reflect the former Southeast Desert Air Basin. In accordance with Health and Safety Code section 39606.1, CARB redefined this area in 1996 to be the Mojave Desert Air Basin and Salton Sea Air Basin. The definitions and boundaries for all areas designated for the national standards can be found in Title 40, Code of Federal Regulations (CFR), Chapter I, Subchapter C, Part 81.305. They are available on the web at:

https://ecfr.io/Title-40/se40.20.81_1305

FIGURE 11

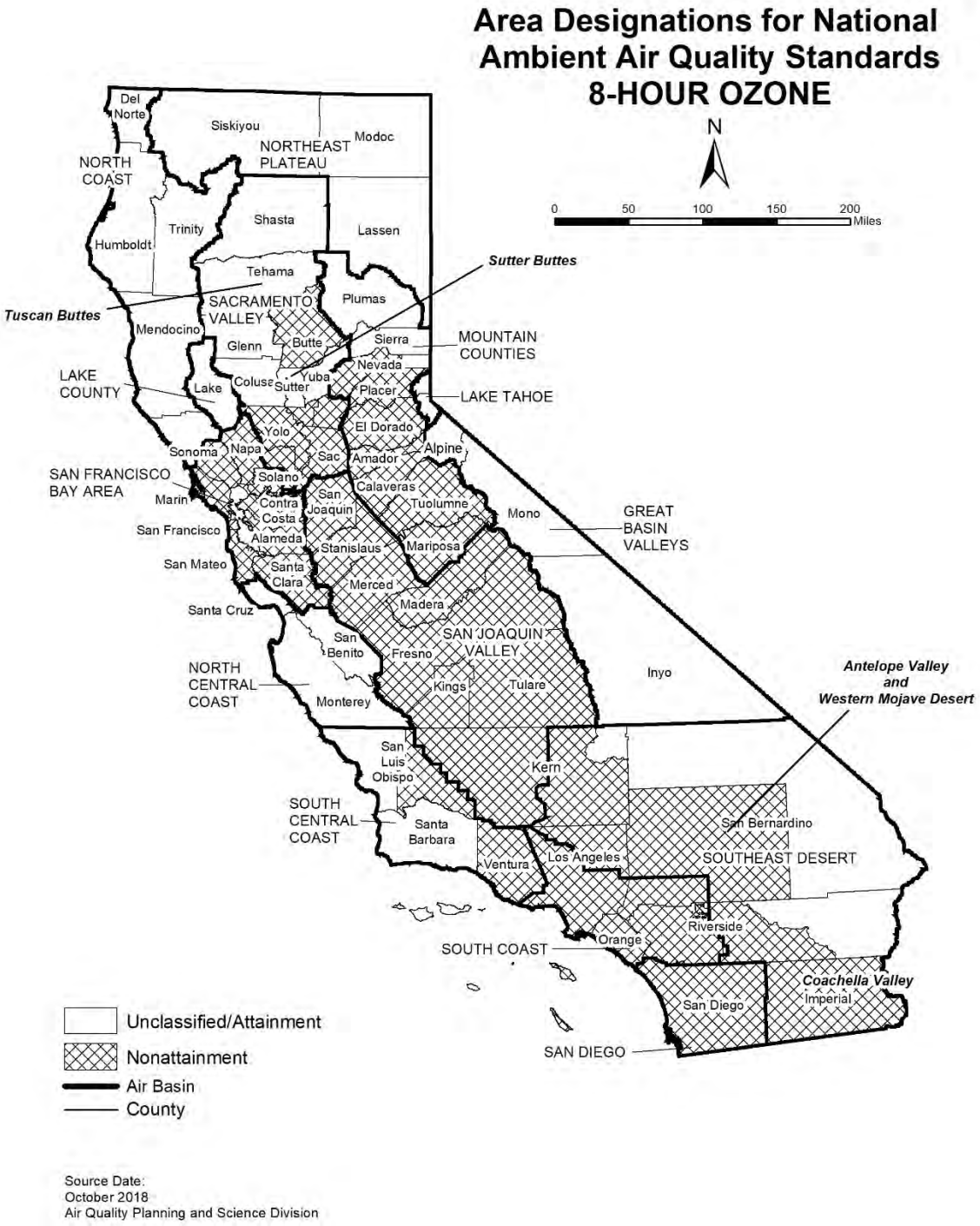
Area Designations for National Ambient Air Quality Standards 8-HOUR OZONE
N
0 50 100 150 200 Miles
Del Norte
Siskiyou
Modoc
NORTHEAST PLATEAU
NORTH COAST
Trinity
Shasta
Lassen
Humboldt
Tehama
Sutter Buttes
Tuscan Buttes
SACRAMENTO VALLEY
Plumas
Mendocino
Glenn
Butte
Sierra
MOUNTAIN COUNTIES
Nevada
LAKE COUNTY
Lake
Colusa
Sutter
Yuba
Placer
LAKE TAHOE
Yolo
El Dorado
Sonoma
Napa
Sac
Amador
Alpine
SAN FRANCISCO BAY AREA
Solano
Calaveras
Marin
Contra Costa
San Joaquin
Tuolumne
Mono
GREAT BASIN VALLEYS
San Francisco
Alameda
Stanislaus
Mariposa
San Mateo
Santa Clara
Merced
Santa Cruz
Madera
SAN JOAQUIN VALLEY
San Benito
Fresno
NORTH CENTRAL COAST
Kings
Tulare
Inyo
Antelope Valley and Western Mojave Desert
Monterey
San Luis Obispo
Kern
SOUTH CENTRAL COAST
Santa Barbara
San Bernardino
Ventura
Los Angeles
SOUTHEAST DESERT
Riverside
Orange
SOUTH COAST
Coachella Valley
Imperial
San Diego
SAN DIEGO
Unclassified/Attainment
Nonattainment
Air Basin
County
Source Date:
October 2018
Air Quality Planning and Science Division

TABLE 11

National Ambient Air Quality Standards
Area Designations for 8-Hour Ozone*

	N	U/A		N	U/A
GREAT BASIN VALLEYS AIR BASIN		X	SACRAMENTO VALLEY AIR BASIN (cont.)		
LAKE COUNTY AIR BASIN		X	Yolo County (2)	X	
LAKE TAHOE AIR BASIN		X	Yuba County		X
MOUNTAIN COUNTIES AIR BASIN			SAN DIEGO COUNTY	X	
Amador County	X		SAN FRANCISCO BAY AREA AIR BASIN	X	
Calaveras County	X		SAN JOAQUIN VALLEY AIR BASIN	X	
El Dorado County (portion) (2)	X		SOUTH CENTRAL COAST AIR BASIN (1)		
Mariposa County	X		San Luis Obispo County		
Nevada County			- Eastern San Luis Obispo County	X	
- Western Nevada County	X		- Remainder of County		X
- Remainder of County		X	Santa Barbara County		X
Placer County (portion) (2)	X		Ventura County		
Plumas County		X	- Area excluding Anacapa and San Nicolas Islands	X	
Sierra County		X	- Channel Islands (1)		X
Tuolumne County	X		SOUTH COAST AIR BASIN (1)	X	
NORTH CENTRAL COAST AIR BASIN		X	SOUTHEAST DESERT AIR BASIN		
NORTH COAST AIR BASIN		X	Kern County (portion)	X	
NORTHEAST PLATEAU AIR BASIN		X	- Indian Wells Valley		X
SACRAMENTO VALLEY AIR BASIN			Imperial County	X	
Butte County	X		Los Angeles County (portion)	X	
Colusa County		X	Riverside County (portion)		
Glenn County		X	- Coachella Valley	X	
Sacramento Metro Area (2)	X		- Non-AQMA portion		X
Shasta County		X	San Bernardino County		
Sutter County			- Western portion (AQMA)	X	
- Sutter Buttes	X		- Eastern portion (non-AQMA)		X
- Southern portion of Sutter County (2)	X				
- Remainder of Sutter County		X			
Tehama County					
- Tuscan Buttes	X				
- Remainder of Tehama County		X			

* Definitions and references for all areas can be found in 40 CFR, Chapter I, Part 81.305.

NOTE: This map and table reflect the 2015 8-hour ozone standard of 0.070 ppm.

(1) South Central Coast Air Basin Channel Islands:
Santa Barbara County includes Santa Cruz, San Miguel, Santa Rosa, and Santa Barbara Islands.
Ventura County includes Anacapa and San Nicolas Islands.
South Coast Air Basin:
Los Angeles County includes San Clemente and Santa Catalina Islands.

(2) For this purpose, the Sacramento Metro Area comprises all of Sacramento and Yolo Counties, the Sacramento Valley Air Basin portion of Solano County, the southern portion of Sutter County, and the Sacramento Valley and Mountain Counties Air Basins portions of Placer and El Dorado counties.

FIGURE 12

Source Date:
October 2018
Air Quality Planning and Science Division

TABLE 12

National Ambient Air Quality Standards
Area Designations for Suspended Particulate Matter (PM10)*

	N	U	A		N	U	A
GREAT BASIN VALLEYS AIR BASIN				SAN DIEGO COUNTY		X	
Alpine County		X		SAN FRANCISCO BAY AREA AIR BASIN		X	
Inyo County				SAN JOAQUIN VALLEY AIR BASIN			X
- Owens Valley Planning Area	X			SOUTH CENTRAL COAST AIR BASIN		X	
- Coso Junction			X	SOUTH COAST AIR BASIN			X
- Remainder of County		X		SOUTHEAST DESERT AIR BASIN			
Mono County				Eastern Kern County			
- Mammoth Lake Planning Area			X	- Indian Wells Valley			X
- Mono Lake Basin	X			- Portion within San Joaquin Valley Planning Area	X		
- Remainder of County		X		- Remainder of County		X	
LAKE COUNTY AIR BASIN		X		Imperial County			
LAKE TAHOE AIR BASIN		X		- Imperial Valley Planning Area	X		
MOUNTAIN COUNTIES AIR BASIN				- Remainder of County		X	
Placer County (portion) (2)		X		Los Angeles County (portion)		X	
Remainder of Air Basin		X		Riverside County (portion)			
NORTH CENTRAL COAST AIR BASIN		X		- Coachella Valley (3)	X		
NORTH COAST AIR BASIN		X		- Non-AQMA portion		X	
NORTHEAST PLATEAU AIR BASIN		X		San Bernardino County			
SACRAMENTO VALLEY AIR BASIN				- Trona	X		
Butte County		X		- Remainder of County	X		
Colusa County		X					
Glenn County		X					
Placer County (portion) (2)		X					
Sacramento County (1)			X				
Shasta County		X					
Solano County (portion)		X					
Sutter County		X					
Tehama County		X					
Yolo County		X					
Yuba County		X					

* Definitions and references for all areas can be found in 40 CFR, Chapter I, Part 81.305.
(1) Air quality in Sacramento County meets the national PM10 standards. The request for redesignation to attainment was approved by U.S. EPA in September 2013.
(2) U.S. EPA designation puts the Sacramento Valley Air Basin portion of Placer County in the Mountain Counties Air Basin.
(3) Air quality in Coachella Valley meets the national PM10 standards. A request for redesignation to attainment has been submitted to U.S. EPA.

FIGURE 13

Area Designations for National Ambient Air Quality Standards PM2.5
N
0 50 100 150 200 Miles
NORTH COAST
Del Norte
Siskiyou
Modoc
NORTHEAST PLATEAU
Humboldt
Trinity
Shasta
Lassen
Tehama
Plumas
SACRAMENTO VALLEY
Glenn
Butte
Sierra
MOUNTAIN COUNTIES
Mendocino
Nevada
LAKE COUNTY
Colusa
Yuba
Placer
Lake
Sutter
LAKE TAHOE
Yolo
El Dorado
Sonoma
Napa
Sacramento
Alpine
Amador
SAN FRANCISCO BAY AREA
Solano
Calaveras
Marin
Tuolumne
GREAT BASIN VALLEYS
Contra Costa
San Joaquin
Mono
Alameda
Stanislaus
Mariposa
San Mateo
Santa Clara
Merced
Madera
Santa Cruz
Fresno
NORTH CENTRAL COAST
San Benito
SAN JOAQUIN VALLEY
Inyo
Tulare
Monterey
Kings
San Luis Obispo
Kern
SOUTH CENTRAL COAST
Santa Barbara
San Bernardino
SOUTHEAST DESERT
Ventura
Los Angeles
Riverside
Orange
SOUTH COAST
San Diego
Imperial
SAN DIEGO COUNTY
Unclassified/Attainment
Nonattainment
Air Basin
County
Source Date:
October 2018
Air Quality Planning and Science Division

TABLE 13

National Ambient Air Quality Standards
Area Designations for Fine Particulate Matter (PM2.5)*

	N	U/A		N	U/A
GREAT BASIN VALLEYS AIR BASIN		X	SAN DIEGO COUNTY		X
LAKE COUNTY AIR BASIN		X	SAN FRANCISCO BAY AREA AIR BASIN (2)	X	
LAKE TAHOE AIR BASIN		X	SAN JOAQUIN VALLEY AIR BASIN	X	
MOUNTAIN COUNTIES AIR BASIN			SOUTH CENTRAL COAST AIR BASIN		X
Plumas County			SOUTH COAST AIR BASIN (3)	X	
- Portola Valley Portion of Plumas	X		SOUTHEAST DESERT AIR BASIN		
- Remainder of Plumas County		X	Imperial County (portion) (4)	X	
Remainder of Air Basin		X	Remainder of Air Basin		X
NORTH CENTRAL COAST AIR BASIN		X			
NORTH COAST AIR BASIN		X			
NORTHEAST PLATEAU AIR BASIN		X			
SACRAMENTO VALLEY AIR BASIN					
Sacramento Metro Area (1)	X				
Sutter County		X			
Yuba County (portion)		X			
Remainder of Air Basin		X			

* Definitions and references for all areas can be found in 40 CFR, Chapter I, Part 81.305. This map reflects the 2006 24-hour PM2.5 standard as well as the 1997 and 2012 PM2.5 annual standards.

(1) For this purpose, Sacramento Metro Area comprises all of Sacramento and portions of El Dorado, Placer, Solano, and Yolo Counties. Air quality in this area meets the national PM2.5 standards. A Determination of Attainment for the 2006 24-hour PM2.5 standard was made by U.S. EPA in June 2017.

(2) Air quality in this area meets the national PM2.5 standards. A Determination of Attainment for the 2006 24-hour PM2.5 standard was made by U.S. EPA in June 2017.

(3) Those lands of the Santa Rosa Band of Cahulla Mission Indians in Riverside County are designated Unclassifiable/Attainment.

(4) That portion of Imperial County encompassing the urban and surrounding areas of Brawley, Calexico, El Centro, Heber, Holtville, Imperial, Seeley, and Westmorland. Air quality in this area meets the national PM2.5 standards. A Determination of Attainment for the 2006 24-hour PM2.5 standard was made by U.S. EPA in June 2017.

FIGURE 14

Source Date:
October 2018
Air Quality Planning and Science Division

TABLE 14

National Ambient Air Quality Standards
Area Designations for Carbon Monoxide*

	N	U/A		N	U/A
GREAT BASIN VALLEYS AIR BASIN		X	SACRAMENTO VALLEY AIR BASIN		X
LAKE COUNTY AIR BASIN		X	SAN DIEGO COUNTY		X
LAKE TAHOE AIR BASIN		X	SAN FRANCISCO BAY AREA AIR BASIN		X
MOUNTAIN COUNTIES AIR BASIN		X	SAN JOAQUIN VALLEY AIR BASIN		X
NORTH CENTRAL COAST AIR BASIN		X	SOUTH CENTRAL COAST AIR BASIN		X
NORTH COAST AIR BASIN		X	SOUTH COAST AIR BASIN		X
NORTHEAST PLATEAU AIR BASIN		X	SOUTHEAST DESERT AIR BASIN		X

* Definitions and references for all areas can be found in 40 CFR, Chapter I, Part 81.305.

FIGURE 15

Source Date:
October 2018
Air Quality Planning and Science Division

TABLE 15

National Ambient Air Quality Standards
Area Designations for Nitrogen Dioxide*

	N	U/A		N	U/A
GREAT BASIN VALLEYS AIR BASIN		X	SACRAMENTO VALLEY AIR BASIN		X
LAKE COUNTY AIR BASIN		X	SAN DIEGO COUNTY		X
LAKE TAHOE AIR BASIN		X	SAN FRANCISCO BAY AREA AIR BASIN		X
MOUNTAIN COUNTIES AIR BASIN		X	SAN JOAQUIN VALLEY AIR BASIN		X
NORTH CENTRAL COAST AIR BASIN		X	SOUTH CENTRAL COAST AIR BASIN		X
NORTH COAST AIR BASIN		X	SOUTH COAST AIR BASIN		X
NORTHEAST PLATEAU AIR BASIN		X	SOUTHEAST DESERT AIR BASIN		X

* Definitions and references for all areas can be found in 40 CFR, Chapter I, Part 81.305.

FIGURE 16

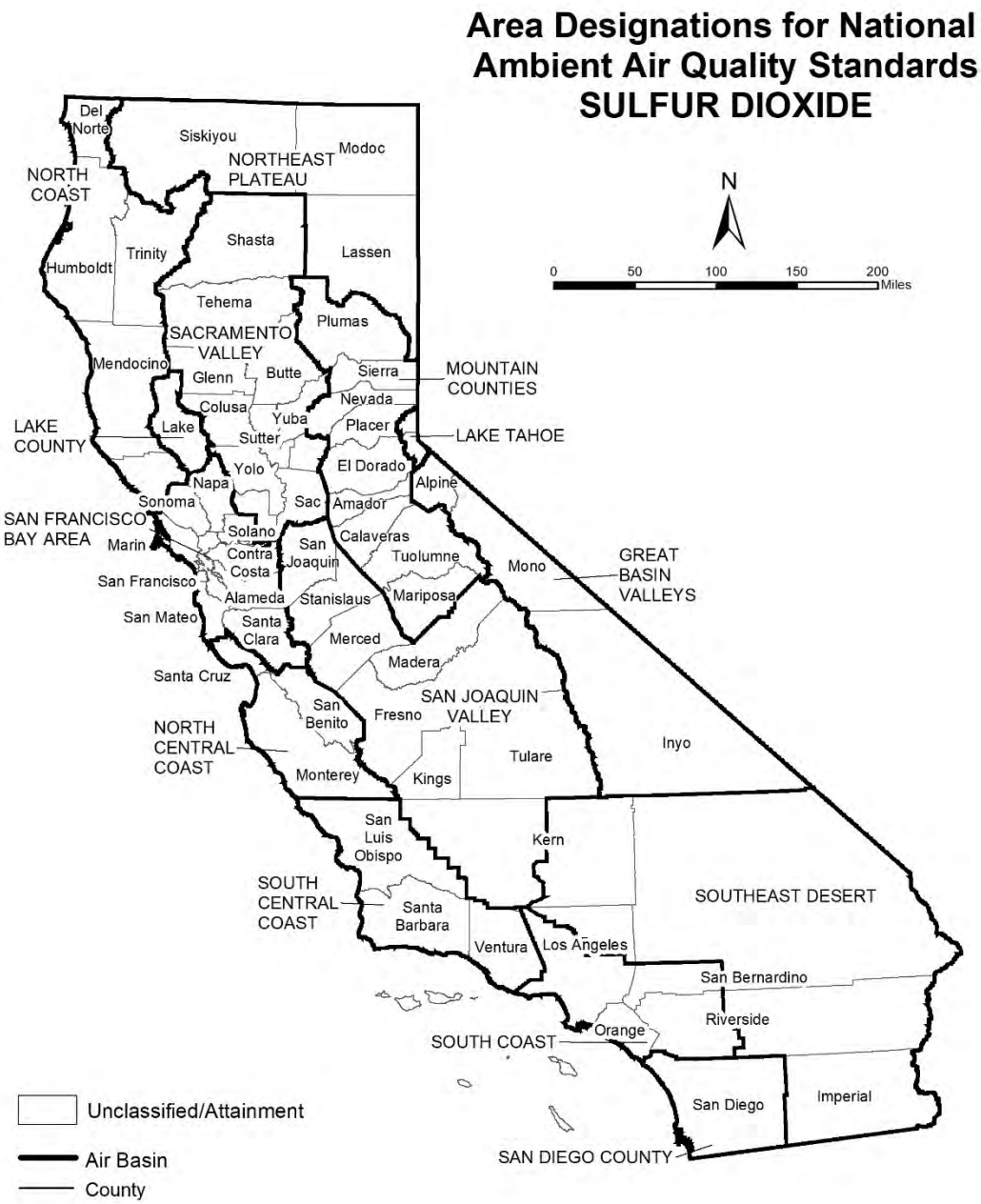

Source Date:
October 2018
Air Quality Planning and Science Division

TABLE 16

National Ambient Air Quality Standards
Area Designations for Sulfur Dioxide*

	N	U/A		N	U/A
GREAT BASIN VALLEYS AIR BASIN		X	SOUTH CENTRAL COAST AIR BASIN		
LAKE COUNTY AIR BASIN		X	San Luis Obispo County		X
LAKE TAHOE AIR BASIN		X	Santa Barbara County		X
MOUNTAIN COUNTIES AIR BASIN		X	Ventura County		X
NORTH CENTRAL COAST AIR BASIN		X	Channel Islands (1)		X
NORTH COAST AIR BASIN		X	SOUTH COAST AIR BASIN		X
NORTHEAST PLATEAU AIR BASIN		X	SOUTHEAST DESERT AIR BASIN		
SACRAMENTO VALLEY AIR BASIN		X	Imperial County		X
SAN DIEGO COUNTY		X	Remainder of Air Basin		X
SAN FRANCISCO BAY AREA AIR BASIN		X			
SAN JOAQUIN VALLEY AIR BASIN					
Fresno County		X			
Kern County (portion)		X			
Kings County		X			
Madera County		X			
Merced County		X			
San Joaquin County		X			
Stanislaus County		X			
Tulare County		X			

* Definitions and references for all areas can be found in 40 CFR, Chapter I, Part 81.305.

NOTE: This map and table reflect the 2010 1-hour SO_2 standard of 75 ppb.

(1) South Central Coast Air Basin Channel Islands:

Santa Barbara County includes Santa Cruz, San Miguel, Santa Rosa, and Santa Barbara Islands.

Ventura County includes Anacapa and San Nicolas Islands.

Note that the San Clemente and Santa Catalina Islands are considered part of Los Angeles County, and therefore, are included as part of the South Coast Air Basin.

FIGURE 17

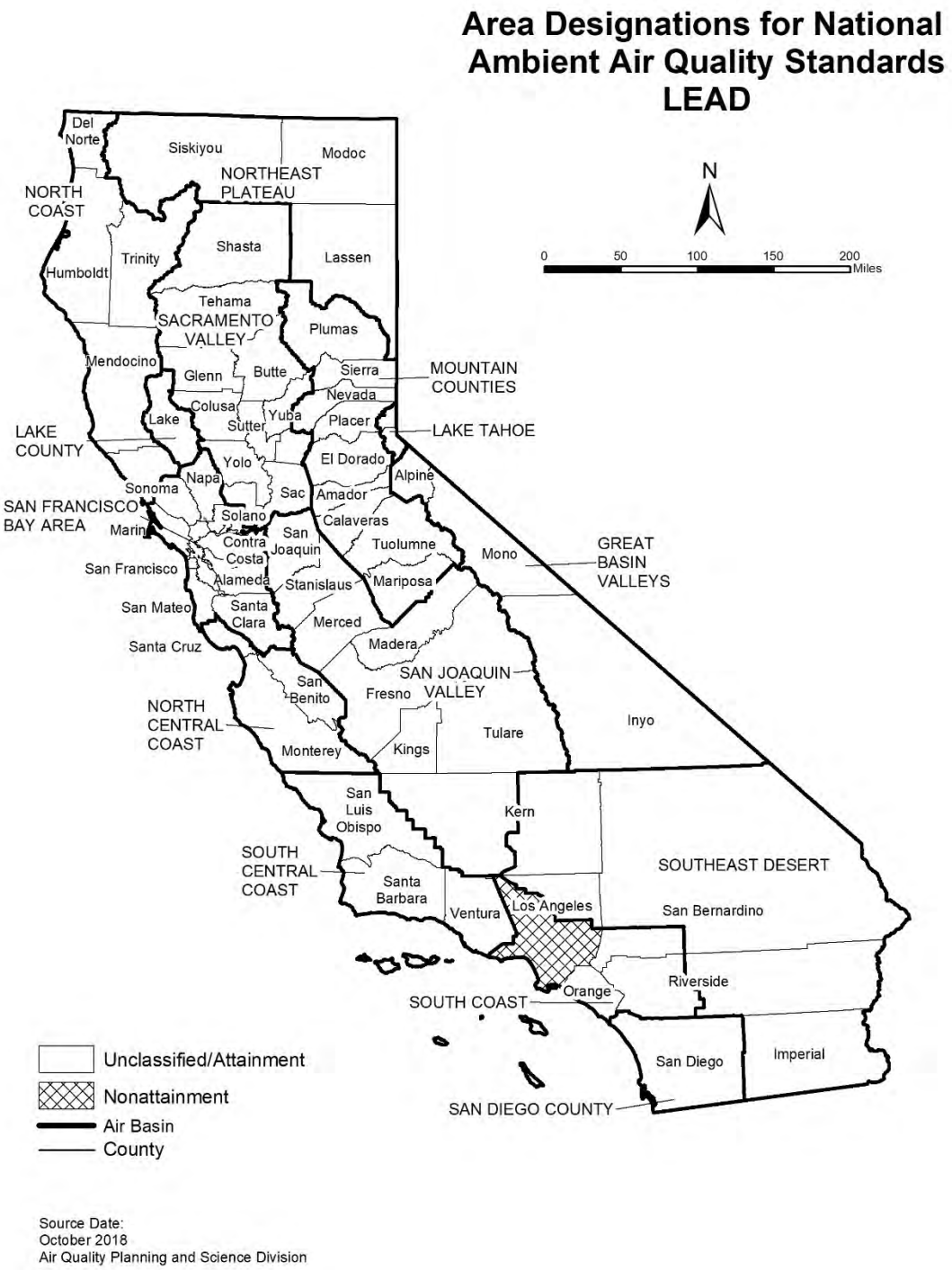

Source Date:
October 2018
Air Quality Planning and Science Division

TABLE 17

National Ambient Air Quality Standards
Area Designations for Lead (particulate)

	N	U/A		N	U/A
GREAT BASIN VALLEYS AIR BASIN		X	SAN DIEGO COUNTY		X
LAKE COUNTY AIR BASIN		X	SAN FRANCISCO BAY AREA AIR BASIN		X
LAKE TAHOE AIR BASIN		X	SAN JOAQUIN VALLEY AIR BASIN		X
MOUNTAIN COUNTIES AIR BASIN		X	SOUTH CENTRAL COAST AIR BASIN		X
NORTH CENTRAL COAST AIR BASIN		X	SOUTH COAST AIR BASIN		
NORTH COAST AIR BASIN		X	Los Angeles County (portion) (1)	X	
NORTHEAST PLATEAU AIR BASIN		X	Remainder of Air Basin		X
SACRAMENTO VALLEY AIR BASIN		X	SOUTHEAST DESERT AIR BASIN		X

(1) Portion of County in Air Basin, not including Channel Islands

This page intentionally left blank

APPENDIX 3.1:

CALEEMOD PROJECT CONSTRUCTION (UNMITIGATED) EMISSIONS MODEL OUTPUTS

Katella Avenue - Amazon Option (Construciton - Unmitigated)

Orange County, Summer

1.0 Project Characteristics

1.1 Land Usage

Land Uses	Size	Metric	Lot Acreage	Floor Surface Area	Population
Other Asphalt Surfaces	335.03	1000sqft	7.69	335,028.00	0
Parking Lot	779.00	Space	7.15	311,600.00	0

1.2 Other Project Characteristics

Urbanization	Urban	**Wind Speed (m/s)**	2.2	**Precipitation Freq (Days)**	30
Climate Zone	8			**Operational Year**	2021
Utility Company	Southern California Edison				
CO2 Intensity (lb/MWhr)	702.44	**CH4 Intensity (lb/MWhr)**	0.029	**N2O Intensity (lb/MWhr)**	0.006

1.3 User Entered Comments & Non-Default Data

Project Characteristics -

Land Use - Total Project Area (not including existing structures that will not be demolished) is approximately 14.84 acres.

Construction Phase - Construction Scheduled adjusted to meet the 2021 Opening Year.

Off-road Equipment - Hours are based on an 8-hour workday.

Off-road Equipment - Crawler Tractors used in lieu of Tractors/Loaders/Backhoes.

Off-road Equipment - Crawler Tractors used in lieu of Tractors/Loaders/Backhoes.

Off-road Equipment -

Off-road Equipment - Crawler Tractors used in lieu of Tractors/Loaders/Backhoes.

Demolition -

Grading - As a conservative measure, it is assumed that a maximum of 5 acres will be disturbed per day during Site Preparation and Grading activities.

Vehicle Trips - Construction Run Only.

Vehicle Emission Factors - EMFAC2017

Vehicle Emission Factors - EMFAC2017

Vehicle Emission Factors - EMFAC2017

Energy Use - Construction Run Only.

Construction Off-road Equipment Mitigation - Rule 403

Table Name	Column Name	Default Value	New Value
tblConstructionPhase	NumDays	20.00	40.00
tblConstructionPhase	NumDays	20.00	120.00
tblEnergyUse	LightingElect	0.35	0.00
tblGrading	AcresOfGrading	105.00	150.00
tblGrading	AcresOfGrading	20.00	50.00
tblGrading	MaterialImported	0.00	20,153.00
tblLandUse	LotAcreage	7.01	7.15
tblOffRoadEquipment	OffRoadEquipmentUnitAmount	2.00	0.00
tblOffRoadEquipment	OffRoadEquipmentUnitAmount	4.00	0.00

tblOffRoadEquipment	UsageHours	6.00	8.00
tblVehicleEF	HHD	0.63	0.03
tblVehicleEF	HHD	0.16	0.14
tblVehicleEF	HHD	0.08	1.0000e-006
tblVehicleEF	HHD	2.36	5.39
tblVehicleEF	HHD	1.29	0.84
tblVehicleEF	HHD	3.99	0.01
tblVehicleEF	HHD	4,116.44	1,057.87
tblVehicleEF	HHD	1,683.99	1,517.44
tblVehicleEF	HHD	12.64	0.09
tblVehicleEF	HHD	20.04	5.92
tblVehicleEF	HHD	3.96	3.93
tblVehicleEF	HHD	0.02	8.4880e-003
tblVehicleEF	HHD	0.06	0.06
tblVehicleEF	HHD	0.03	0.04
tblVehicleEF	HHD	0.02	0.05
tblVehicleEF	HHD	1.1600e-004	1.0000e-006
tblVehicleEF	HHD	0.02	8.1210e-003
tblVehicleEF	HHD	0.03	0.03
tblVehicleEF	HHD	8.6750e-003	8.7680e-003
tblVehicleEF	HHD	0.02	0.05
tblVehicleEF	HHD	1.0700e-004	1.0000e-006
tblVehicleEF	HHD	1.1800e-004	6.0000e-006
tblVehicleEF	HHD	4.9160e-003	2.4300e-004
tblVehicleEF	HHD	0.57	0.41
tblVehicleEF	HHD	8.9000e-005	4.0000e-006
tblVehicleEF	HHD	0.13	0.12

tblVehicleEF	HHD	4.6300e-004	1.1210e-003
tblVehicleEF	HHD	0.10	4.0000e-006
tblVehicleEF	HHD	0.04	9.6940e-003
tblVehicleEF	HHD	0.02	0.01
tblVehicleEF	HHD	1.9200e-004	1.0000e-006
tblVehicleEF	HHD	1.1800e-004	6.0000e-006
tblVehicleEF	HHD	4.9160e-003	2.4300e-004
tblVehicleEF	HHD	0.68	0.48
tblVehicleEF	HHD	8.9000e-005	4.0000e-006
tblVehicleEF	HHD	0.31	0.27
tblVehicleEF	HHD	4.6300e-004	1.1210e-003
tblVehicleEF	HHD	0.11	5.0000e-006
tblVehicleEF	HHD	0.59	0.03
tblVehicleEF	HHD	0.16	0.14
tblVehicleEF	HHD	0.08	1.0000e-006
tblVehicleEF	HHD	1.72	5.25
tblVehicleEF	HHD	1.30	0.84
tblVehicleEF	HHD	3.80	0.01
tblVehicleEF	HHD	4,359.67	1,057.02
tblVehicleEF	HHD	1,683.99	1,517.44
tblVehicleEF	HHD	12.64	0.09
tblVehicleEF	HHD	20.68	5.78
tblVehicleEF	HHD	3.75	3.72
tblVehicleEF	HHD	0.02	7.8070e-003
tblVehicleEF	HHD	0.06	0.06
tblVehicleEF	HHD	0.03	0.04
tblVehicleEF	HHD	0.02	0.05

tblVehicleEF	HHD	1.1600e-004	1.0000e-006
tblVehicleEF	HHD	0.02	7.4700e-003
tblVehicleEF	HHD	0.03	0.03
tblVehicleEF	HHD	8.6750e-003	8.7680e-003
tblVehicleEF	HHD	0.02	0.05
tblVehicleEF	HHD	1.0700e-004	1.0000e-006
tblVehicleEF	HHD	1.6900e-004	9.0000e-006
tblVehicleEF	HHD	5.0090e-003	2.4600e-004
tblVehicleEF	HHD	0.54	0.43
tblVehicleEF	HHD	1.2500e-004	6.0000e-006
tblVehicleEF	HHD	0.13	0.12
tblVehicleEF	HHD	4.4900e-004	1.1010e-003
tblVehicleEF	HHD	0.09	4.0000e-006
tblVehicleEF	HHD	0.04	9.6850e-003
tblVehicleEF	HHD	0.02	0.01
tblVehicleEF	HHD	1.8900e-004	1.0000e-006
tblVehicleEF	HHD	1.6900e-004	9.0000e-006
tblVehicleEF	HHD	5.0090e-003	2.4600e-004
tblVehicleEF	HHD	0.64	0.50
tblVehicleEF	HHD	1.2500e-004	6.0000e-006
tblVehicleEF	HHD	0.31	0.27
tblVehicleEF	HHD	4.4900e-004	1.1010e-003
tblVehicleEF	HHD	0.10	4.0000e-006
tblVehicleEF	HHD	0.68	0.02
tblVehicleEF	HHD	0.16	5.0360e-003
tblVehicleEF	HHD	0.08	1.0000e-006
tblVehicleEF	HHD	3.25	5.42

tblVehicleEF	HHD	1.29	0.46
tblVehicleEF	HHD	4.03	0.01
tblVehicleEF	HHD	3,780.54	1,027.42
tblVehicleEF	HHD	1,683.99	1,421.63
tblVehicleEF	HHD	12.64	0.09
tblVehicleEF	HHD	19.16	5.92
tblVehicleEF	HHD	3.89	3.78
tblVehicleEF	HHD	0.02	8.9820e-003
tblVehicleEF	HHD	0.06	0.06
tblVehicleEF	HHD	0.03	0.03
tblVehicleEF	HHD	0.02	0.05
tblVehicleEF	HHD	1.1600e-004	1.0000e-006
tblVehicleEF	HHD	0.02	8.5930e-003
tblVehicleEF	HHD	0.03	0.03
tblVehicleEF	HHD	8.6750e-003	8.5160e-003
tblVehicleEF	HHD	0.02	0.05
tblVehicleEF	HHD	1.0700e-004	1.0000e-006
tblVehicleEF	HHD	1.1700e-004	6.0000e-006
tblVehicleEF	HHD	5.3110e-003	2.7000e-004
tblVehicleEF	HHD	0.61	0.39
tblVehicleEF	HHD	9.0000e-005	4.0000e-006
tblVehicleEF	HHD	0.13	0.11
tblVehicleEF	HHD	5.0200e-004	1.1940e-003
tblVehicleEF	HHD	0.10	4.0000e-006
tblVehicleEF	HHD	0.03	9.7070e-003
tblVehicleEF	HHD	0.02	0.01
tblVehicleEF	HHD	1.9300e-004	1.0000e-006

tblVehicleEF	HHD	1.1700e-004	6.0000e-006
tblVehicleEF	HHD	5.3110e-003	2.7000e-004
tblVehicleEF	HHD	0.73	0.44
tblVehicleEF	HHD	9.0000e-005	4.0000e-006
tblVehicleEF	HHD	0.31	0.12
tblVehicleEF	HHD	5.0200e-004	1.1940e-003
tblVehicleEF	HHD	0.11	5.0000e-006
tblVehicleEF	LDA	4.3340e-003	2.6620e-003
tblVehicleEF	LDA	5.1760e-003	0.05
tblVehicleEF	LDA	0.58	0.68
tblVehicleEF	LDA	1.10	2.11
tblVehicleEF	LDA	263.86	265.52
tblVehicleEF	LDA	58.33	54.23
tblVehicleEF	LDA	0.05	0.04
tblVehicleEF	LDA	1.9130e-003	1.6720e-003
tblVehicleEF	LDA	2.2790e-003	1.9250e-003
tblVehicleEF	LDA	1.7630e-003	1.5400e-003
tblVehicleEF	LDA	2.0960e-003	1.7700e-003
tblVehicleEF	LDA	0.04	0.05
tblVehicleEF	LDA	0.09	0.10
tblVehicleEF	LDA	0.03	0.05
tblVehicleEF	LDA	0.01	0.01
tblVehicleEF	LDA	0.04	0.21
tblVehicleEF	LDA	0.07	0.23
tblVehicleEF	LDA	2.6420e-003	2.6270e-003
tblVehicleEF	LDA	6.0200e-004	5.3700e-004
tblVehicleEF	LDA	0.04	0.05

tblVehicleEF	LDA	0.09	0.10
tblVehicleEF	LDA	0.03	0.05
tblVehicleEF	LDA	0.02	0.01
tblVehicleEF	LDA	0.04	0.21
tblVehicleEF	LDA	0.08	0.25
tblVehicleEF	LDA	4.5760e-003	2.8320e-003
tblVehicleEF	LDA	4.6500e-003	0.05
tblVehicleEF	LDA	0.63	0.74
tblVehicleEF	LDA	0.95	1.82
tblVehicleEF	LDA	274.96	276.40
tblVehicleEF	LDA	58.33	53.69
tblVehicleEF	LDA	0.04	0.03
tblVehicleEF	LDA	1.9130e-003	1.6720e-003
tblVehicleEF	LDA	2.2790e-003	1.9250e-003
tblVehicleEF	LDA	1.7630e-003	1.5400e-003
tblVehicleEF	LDA	2.0960e-003	1.7700e-003
tblVehicleEF	LDA	0.05	0.07
tblVehicleEF	LDA	0.09	0.10
tblVehicleEF	LDA	0.05	0.07
tblVehicleEF	LDA	0.01	0.01
tblVehicleEF	LDA	0.04	0.19
tblVehicleEF	LDA	0.06	0.21
tblVehicleEF	LDA	2.7540e-003	2.7340e-003
tblVehicleEF	LDA	5.9900e-004	5.3100e-004
tblVehicleEF	LDA	0.05	0.07
tblVehicleEF	LDA	0.09	0.10
tblVehicleEF	LDA	0.05	0.07

tblVehicleEF	LDA	0.02	0.02
tblVehicleEF	LDA	0.04	0.19
tblVehicleEF	LDA	0.07	0.23
tblVehicleEF	LDA	4.2520e-003	2.6080e-003
tblVehicleEF	LDA	5.2830e-003	0.05
tblVehicleEF	LDA	0.56	0.65
tblVehicleEF	LDA	1.13	2.18
tblVehicleEF	LDA	259.76	261.50
tblVehicleEF	LDA	58.33	54.34
tblVehicleEF	LDA	0.05	0.04
tblVehicleEF	LDA	1.9130e-003	1.6720e-003
tblVehicleEF	LDA	2.2790e-003	1.9250e-003
tblVehicleEF	LDA	1.7630e-003	1.5400e-003
tblVehicleEF	LDA	2.0960e-003	1.7700e-003
tblVehicleEF	LDA	0.04	0.05
tblVehicleEF	LDA	0.10	0.10
tblVehicleEF	LDA	0.03	0.05
tblVehicleEF	LDA	0.01	0.01
tblVehicleEF	LDA	0.04	0.23
tblVehicleEF	LDA	0.07	0.23
tblVehicleEF	LDA	2.6010e-003	2.5870e-003
tblVehicleEF	LDA	6.0200e-004	5.3800e-004
tblVehicleEF	LDA	0.04	0.05
tblVehicleEF	LDA	0.10	0.10
tblVehicleEF	LDA	0.03	0.05
tblVehicleEF	LDA	0.02	0.01
tblVehicleEF	LDA	0.04	0.23

tblVehicleEF	LDA	0.08	0.26
tblVehicleEF	LDT1	9.9920e-003	6.2080e-003
tblVehicleEF	LDT1	0.01	0.07
tblVehicleEF	LDT1	1.19	1.26
tblVehicleEF	LDT1	2.74	2.32
tblVehicleEF	LDT1	324.21	313.05
tblVehicleEF	LDT1	71.81	65.11
tblVehicleEF	LDT1	0.11	0.10
tblVehicleEF	LDT1	2.5570e-003	2.3060e-003
tblVehicleEF	LDT1	3.2780e-003	2.6450e-003
tblVehicleEF	LDT1	2.3530e-003	2.1220e-003
tblVehicleEF	LDT1	3.0150e-003	2.4330e-003
tblVehicleEF	LDT1	0.12	0.12
tblVehicleEF	LDT1	0.25	0.19
tblVehicleEF	LDT1	0.10	0.11
tblVehicleEF	LDT1	0.02	0.03
tblVehicleEF	LDT1	0.16	0.66
tblVehicleEF	LDT1	0.19	0.36
tblVehicleEF	LDT1	3.2560e-003	3.0980e-003
tblVehicleEF	LDT1	7.6600e-004	6.4400e-004
tblVehicleEF	LDT1	0.12	0.12
tblVehicleEF	LDT1	0.25	0.19
tblVehicleEF	LDT1	0.10	0.11
tblVehicleEF	LDT1	0.04	0.04
tblVehicleEF	LDT1	0.16	0.66
tblVehicleEF	LDT1	0.21	0.40
tblVehicleEF	LDT1	0.01	6.5570e-003

tblVehicleEF	LDT1	0.01	0.07
tblVehicleEF	LDT1	1.28	1.36
tblVehicleEF	LDT1	2.36	2.00
tblVehicleEF	LDT1	337.31	324.18
tblVehicleEF	LDT1	71.81	64.47
tblVehicleEF	LDT1	0.10	0.09
tblVehicleEF	LDT1	2.5570e-003	2.3060e-003
tblVehicleEF	LDT1	3.2780e-003	2.6450e-003
tblVehicleEF	LDT1	2.3530e-003	2.1220e-003
tblVehicleEF	LDT1	3.0150e-003	2.4330e-003
tblVehicleEF	LDT1	0.17	0.18
tblVehicleEF	LDT1	0.26	0.20
tblVehicleEF	LDT1	0.14	0.15
tblVehicleEF	LDT1	0.03	0.03
tblVehicleEF	LDT1	0.14	0.61
tblVehicleEF	LDT1	0.17	0.32
tblVehicleEF	LDT1	3.3880e-003	3.2080e-003
tblVehicleEF	LDT1	7.5900e-004	6.3800e-004
tblVehicleEF	LDT1	0.17	0.18
tblVehicleEF	LDT1	0.26	0.20
tblVehicleEF	LDT1	0.14	0.15
tblVehicleEF	LDT1	0.04	0.04
tblVehicleEF	LDT1	0.14	0.61
tblVehicleEF	LDT1	0.19	0.36
tblVehicleEF	LDT1	9.8200e-003	6.0950e-003
tblVehicleEF	LDT1	0.01	0.07
tblVehicleEF	LDT1	1.16	1.22

tblVehicleEF	LDT1	2.82	2.40
tblVehicleEF	LDT1	319.38	308.94
tblVehicleEF	LDT1	71.81	65.25
tblVehicleEF	LDT1	0.11	0.10
tblVehicleEF	LDT1	2.5570e-003	2.3060e-003
tblVehicleEF	LDT1	3.2780e-003	2.6450e-003
tblVehicleEF	LDT1	2.3530e-003	2.1220e-003
tblVehicleEF	LDT1	3.0150e-003	2.4330e-003
tblVehicleEF	LDT1	0.12	0.13
tblVehicleEF	LDT1	0.29	0.22
tblVehicleEF	LDT1	0.10	0.11
tblVehicleEF	LDT1	0.02	0.03
tblVehicleEF	LDT1	0.18	0.78
tblVehicleEF	LDT1	0.19	0.37
tblVehicleEF	LDT1	3.2070e-003	3.0570e-003
tblVehicleEF	LDT1	7.6700e-004	6.4600e-004
tblVehicleEF	LDT1	0.12	0.13
tblVehicleEF	LDT1	0.29	0.22
tblVehicleEF	LDT1	0.10	0.11
tblVehicleEF	LDT1	0.04	0.04
tblVehicleEF	LDT1	0.18	0.78
tblVehicleEF	LDT1	0.21	0.41
tblVehicleEF	LDT2	5.7840e-003	4.0560e-003
tblVehicleEF	LDT2	6.6620e-003	0.07
tblVehicleEF	LDT2	0.74	0.91
tblVehicleEF	LDT2	1.41	2.69
tblVehicleEF	LDT2	369.26	341.01

tblVehicleEF	LDT2	81.71	71.31
tblVehicleEF	LDT2	0.07	0.07
tblVehicleEF	LDT2	1.8090e-003	1.6370e-003
tblVehicleEF	LDT2	2.1990e-003	1.8210e-003
tblVehicleEF	LDT2	1.6640e-003	1.5060e-003
tblVehicleEF	LDT2	2.0220e-003	1.6740e-003
tblVehicleEF	LDT2	0.05	0.07
tblVehicleEF	LDT2	0.11	0.12
tblVehicleEF	LDT2	0.05	0.08
tblVehicleEF	LDT2	0.01	0.02
tblVehicleEF	LDT2	0.06	0.39
tblVehicleEF	LDT2	0.09	0.32
tblVehicleEF	LDT2	3.6980e-003	3.3740e-003
tblVehicleEF	LDT2	8.4100e-004	7.0600e-004
tblVehicleEF	LDT2	0.05	0.07
tblVehicleEF	LDT2	0.11	0.12
tblVehicleEF	LDT2	0.05	0.08
tblVehicleEF	LDT2	0.02	0.02
tblVehicleEF	LDT2	0.06	0.39
tblVehicleEF	LDT2	0.10	0.35
tblVehicleEF	LDT2	6.1050e-003	4.3050e-003
tblVehicleEF	LDT2	5.9960e-003	0.06
tblVehicleEF	LDT2	0.80	0.99
tblVehicleEF	LDT2	1.22	2.32
tblVehicleEF	LDT2	384.42	352.00
tblVehicleEF	LDT2	81.71	70.61
tblVehicleEF	LDT2	0.06	0.06

tblVehicleEF	LDT2	1.8090e-003	1.6370e-003
tblVehicleEF	LDT2	2.1990e-003	1.8210e-003
tblVehicleEF	LDT2	1.6640e-003	1.5060e-003
tblVehicleEF	LDT2	2.0220e-003	1.6740e-003
tblVehicleEF	LDT2	0.07	0.11
tblVehicleEF	LDT2	0.11	0.13
tblVehicleEF	LDT2	0.07	0.10
tblVehicleEF	LDT2	0.02	0.02
tblVehicleEF	LDT2	0.05	0.36
tblVehicleEF	LDT2	0.08	0.29
tblVehicleEF	LDT2	3.8500e-003	3.4820e-003
tblVehicleEF	LDT2	8.3800e-004	6.9900e-004
tblVehicleEF	LDT2	0.07	0.11
tblVehicleEF	LDT2	0.11	0.13
tblVehicleEF	LDT2	0.07	0.10
tblVehicleEF	LDT2	0.02	0.02
tblVehicleEF	LDT2	0.05	0.36
tblVehicleEF	LDT2	0.09	0.31
tblVehicleEF	LDT2	5.6750e-003	3.9780e-003
tblVehicleEF	LDT2	6.7990e-003	0.07
tblVehicleEF	LDT2	0.72	0.88
tblVehicleEF	LDT2	1.45	2.77
tblVehicleEF	LDT2	363.66	336.95
tblVehicleEF	LDT2	81.71	71.46
tblVehicleEF	LDT2	0.07	0.07
tblVehicleEF	LDT2	1.8090e-003	1.6370e-003
tblVehicleEF	LDT2	2.1990e-003	1.8210e-003

tblVehicleEF	LDT2	1.6640e-003	1.5060e-003
tblVehicleEF	LDT2	2.0220e-003	1.6740e-003
tblVehicleEF	LDT2	0.04	0.07
tblVehicleEF	LDT2	0.11	0.13
tblVehicleEF	LDT2	0.05	0.08
tblVehicleEF	LDT2	0.01	0.02
tblVehicleEF	LDT2	0.07	0.46
tblVehicleEF	LDT2	0.09	0.33
tblVehicleEF	LDT2	3.6420e-003	3.3340e-003
tblVehicleEF	LDT2	8.4100e-004	7.0700e-004
tblVehicleEF	LDT2	0.04	0.07
tblVehicleEF	LDT2	0.11	0.13
tblVehicleEF	LDT2	0.05	0.08
tblVehicleEF	LDT2	0.02	0.02
tblVehicleEF	LDT2	0.07	0.46
tblVehicleEF	LDT2	0.10	0.36
tblVehicleEF	LHD1	5.7990e-003	5.8180e-003
tblVehicleEF	LHD1	0.01	5.0100e-003
tblVehicleEF	LHD1	0.02	0.02
tblVehicleEF	LHD1	0.15	0.19
tblVehicleEF	LHD1	0.78	0.57
tblVehicleEF	LHD1	2.55	1.09
tblVehicleEF	LHD1	9.03	9.05
tblVehicleEF	LHD1	603.73	667.72
tblVehicleEF	LHD1	33.13	12.41
tblVehicleEF	LHD1	0.08	0.06
tblVehicleEF	LHD1	1.27	0.81

tblVehicleEF	LHD1	8.6000e-004	7.5600e-004
tblVehicleEF	LHD1	0.01	9.6460e-003
tblVehicleEF	LHD1	0.01	7.2150e-003
tblVehicleEF	LHD1	9.1700e-004	2.5500e-004
tblVehicleEF	LHD1	8.2300e-004	7.2300e-004
tblVehicleEF	LHD1	2.5110e-003	2.4120e-003
tblVehicleEF	LHD1	9.9290e-003	6.8770e-003
tblVehicleEF	LHD1	8.4300e-004	2.3500e-004
tblVehicleEF	LHD1	2.8210e-003	2.2570e-003
tblVehicleEF	LHD1	0.10	0.07
tblVehicleEF	LHD1	0.02	0.02
tblVehicleEF	LHD1	1.7870e-003	1.4220e-003
tblVehicleEF	LHD1	0.06	0.05
tblVehicleEF	LHD1	0.28	0.47
tblVehicleEF	LHD1	0.27	0.08
tblVehicleEF	LHD1	9.1000e-005	8.8000e-005
tblVehicleEF	LHD1	5.9280e-003	6.5210e-003
tblVehicleEF	LHD1	3.7900e-004	1.2300e-004
tblVehicleEF	LHD1	2.8210e-003	2.2570e-003
tblVehicleEF	LHD1	0.10	0.07
tblVehicleEF	LHD1	0.02	0.03
tblVehicleEF	LHD1	1.7870e-003	1.4220e-003
tblVehicleEF	LHD1	0.08	0.06
tblVehicleEF	LHD1	0.28	0.47
tblVehicleEF	LHD1	0.29	0.09
tblVehicleEF	LHD1	5.7990e-003	5.8300e-003
tblVehicleEF	LHD1	0.01	5.0980e-003

tblVehicleEF	LHD1	0.02	0.02
tblVehicleEF	LHD1	0.15	0.19
tblVehicleEF	LHD1	0.79	0.58
tblVehicleEF	LHD1	2.44	1.04
tblVehicleEF	LHD1	9.03	9.05
tblVehicleEF	LHD1	603.73	667.74
tblVehicleEF	LHD1	33.13	12.33
tblVehicleEF	LHD1	0.08	0.06
tblVehicleEF	LHD1	1.19	0.76
tblVehicleEF	LHD1	8.6000e-004	7.5600e-004
tblVehicleEF	LHD1	0.01	9.6460e-003
tblVehicleEF	LHD1	0.01	7.2150e-003
tblVehicleEF	LHD1	9.1700e-004	2.5500e-004
tblVehicleEF	LHD1	8.2300e-004	7.2300e-004
tblVehicleEF	LHD1	2.5110e-003	2.4120e-003
tblVehicleEF	LHD1	9.9290e-003	6.8770e-003
tblVehicleEF	LHD1	8.4300e-004	2.3500e-004
tblVehicleEF	LHD1	3.9390e-003	3.1600e-003
tblVehicleEF	LHD1	0.10	0.07
tblVehicleEF	LHD1	0.02	0.02
tblVehicleEF	LHD1	2.4300e-003	1.9450e-003
tblVehicleEF	LHD1	0.06	0.05
tblVehicleEF	LHD1	0.27	0.45
tblVehicleEF	LHD1	0.26	0.08
tblVehicleEF	LHD1	9.1000e-005	8.8000e-005
tblVehicleEF	LHD1	5.9280e-003	6.5210e-003
tblVehicleEF	LHD1	3.7700e-004	1.2200e-004

tblVehicleEF	LHD1	3.9390e-003	3.1600e-003
tblVehicleEF	LHD1	0.10	0.07
tblVehicleEF	LHD1	0.02	0.03
tblVehicleEF	LHD1	2.4300e-003	1.9450e-003
tblVehicleEF	LHD1	0.08	0.06
tblVehicleEF	LHD1	0.27	0.45
tblVehicleEF	LHD1	0.28	0.08
tblVehicleEF	LHD1	5.7990e-003	5.8160e-003
tblVehicleEF	LHD1	0.01	4.9860e-003
tblVehicleEF	LHD1	0.02	0.02
tblVehicleEF	LHD1	0.15	0.19
tblVehicleEF	LHD1	0.77	0.57
tblVehicleEF	LHD1	2.56	1.09
tblVehicleEF	LHD1	9.03	9.05
tblVehicleEF	LHD1	603.73	667.72
tblVehicleEF	LHD1	33.13	12.42
tblVehicleEF	LHD1	0.08	0.06
tblVehicleEF	LHD1	1.24	0.80
tblVehicleEF	LHD1	8.6000e-004	7.5600e-004
tblVehicleEF	LHD1	0.01	9.6460e-003
tblVehicleEF	LHD1	0.01	7.2150e-003
tblVehicleEF	LHD1	9.1700e-004	2.5500e-004
tblVehicleEF	LHD1	8.2300e-004	7.2300e-004
tblVehicleEF	LHD1	2.5110e-003	2.4120e-003
tblVehicleEF	LHD1	9.9290e-003	6.8770e-003
tblVehicleEF	LHD1	8.4300e-004	2.3500e-004
tblVehicleEF	LHD1	2.9400e-003	2.3610e-003

tblVehicleEF	LHD1	0.11	0.08
tblVehicleEF	LHD1	0.02	0.02
tblVehicleEF	LHD1	1.8110e-003	1.4460e-003
tblVehicleEF	LHD1	0.06	0.05
tblVehicleEF	LHD1	0.30	0.50
tblVehicleEF	LHD1	0.27	0.08
tblVehicleEF	LHD1	9.1000e-005	8.8000e-005
tblVehicleEF	LHD1	5.9280e-003	6.5210e-003
tblVehicleEF	LHD1	3.8000e-004	1.2300e-004
tblVehicleEF	LHD1	2.9400e-003	2.3610e-003
tblVehicleEF	LHD1	0.11	0.08
tblVehicleEF	LHD1	0.02	0.03
tblVehicleEF	LHD1	1.8110e-003	1.4460e-003
tblVehicleEF	LHD1	0.08	0.06
tblVehicleEF	LHD1	0.30	0.50
tblVehicleEF	LHD1	0.29	0.09
tblVehicleEF	LHD2	4.2890e-003	4.2530e-003
tblVehicleEF	LHD2	4.2710e-003	3.6630e-003
tblVehicleEF	LHD2	9.4470e-003	0.01
tblVehicleEF	LHD2	0.13	0.16
tblVehicleEF	LHD2	0.36	0.41
tblVehicleEF	LHD2	1.38	0.76
tblVehicleEF	LHD2	13.67	13.61
tblVehicleEF	LHD2	619.08	679.10
tblVehicleEF	LHD2	28.46	10.01
tblVehicleEF	LHD2	0.10	0.09
tblVehicleEF	LHD2	0.87	0.94

tblVehicleEF	LHD2	1.1890e-003	1.1970e-003
tblVehicleEF	LHD2	0.01	0.01
tblVehicleEF	LHD2	9.7400e-003	0.01
tblVehicleEF	LHD2	4.6100e-004	1.4900e-004
tblVehicleEF	LHD2	1.1370e-003	1.1460e-003
tblVehicleEF	LHD2	2.6460e-003	2.6120e-003
tblVehicleEF	LHD2	9.3060e-003	9.6640e-003
tblVehicleEF	LHD2	4.2300e-004	1.3700e-004
tblVehicleEF	LHD2	1.1610e-003	1.4570e-003
tblVehicleEF	LHD2	0.04	0.05
tblVehicleEF	LHD2	0.02	0.02
tblVehicleEF	LHD2	7.7900e-004	9.3400e-004
tblVehicleEF	LHD2	0.05	0.05
tblVehicleEF	LHD2	0.09	0.30
tblVehicleEF	LHD2	0.13	0.06
tblVehicleEF	LHD2	1.3400e-004	1.3100e-004
tblVehicleEF	LHD2	6.0340e-003	6.5780e-003
tblVehicleEF	LHD2	3.1000e-004	9.9000e-005
tblVehicleEF	LHD2	1.1610e-003	1.4570e-003
tblVehicleEF	LHD2	0.04	0.05
tblVehicleEF	LHD2	0.02	0.03
tblVehicleEF	LHD2	7.7900e-004	9.3400e-004
tblVehicleEF	LHD2	0.05	0.06
tblVehicleEF	LHD2	0.09	0.30
tblVehicleEF	LHD2	0.14	0.06
tblVehicleEF	LHD2	4.2890e-003	4.2620e-003
tblVehicleEF	LHD2	4.3220e-003	3.7010e-003

tblVehicleEF	LHD2	9.1410e-003	0.01
tblVehicleEF	LHD2	0.13	0.16
tblVehicleEF	LHD2	0.37	0.41
tblVehicleEF	LHD2	1.32	0.73
tblVehicleEF	LHD2	13.67	13.61
tblVehicleEF	LHD2	619.08	679.11
tblVehicleEF	LHD2	28.46	9.96
tblVehicleEF	LHD2	0.10	0.09
tblVehicleEF	LHD2	0.82	0.88
tblVehicleEF	LHD2	1.1890e-003	1.1970e-003
tblVehicleEF	LHD2	0.01	0.01
tblVehicleEF	LHD2	9.7400e-003	0.01
tblVehicleEF	LHD2	4.6100e-004	1.4900e-004
tblVehicleEF	LHD2	1.1370e-003	1.1460e-003
tblVehicleEF	LHD2	2.6460e-003	2.6120e-003
tblVehicleEF	LHD2	9.3060e-003	9.6640e-003
tblVehicleEF	LHD2	4.2300e-004	1.3700e-004
tblVehicleEF	LHD2	1.6270e-003	2.0410e-003
tblVehicleEF	LHD2	0.04	0.05
tblVehicleEF	LHD2	0.02	0.02
tblVehicleEF	LHD2	1.0610e-003	1.2770e-003
tblVehicleEF	LHD2	0.05	0.05
tblVehicleEF	LHD2	0.08	0.29
tblVehicleEF	LHD2	0.12	0.05
tblVehicleEF	LHD2	1.3400e-004	1.3100e-004
tblVehicleEF	LHD2	6.0340e-003	6.5780e-003
tblVehicleEF	LHD2	3.0900e-004	9.9000e-005

tblVehicleEF	LHD2	1.6270e-003	2.0410e-003
tblVehicleEF	LHD2	0.04	0.05
tblVehicleEF	LHD2	0.02	0.03
tblVehicleEF	LHD2	1.0610e-003	1.2770e-003
tblVehicleEF	LHD2	0.05	0.06
tblVehicleEF	LHD2	0.08	0.29
tblVehicleEF	LHD2	0.13	0.06
tblVehicleEF	LHD2	4.2890e-003	4.2510e-003
tblVehicleEF	LHD2	4.2570e-003	3.6530e-003
tblVehicleEF	LHD2	9.5090e-003	0.01
tblVehicleEF	LHD2	0.13	0.16
tblVehicleEF	LHD2	0.36	0.41
tblVehicleEF	LHD2	1.38	0.76
tblVehicleEF	LHD2	13.67	13.61
tblVehicleEF	LHD2	619.08	679.10
tblVehicleEF	LHD2	28.46	10.02
tblVehicleEF	LHD2	0.10	0.09
tblVehicleEF	LHD2	0.85	0.92
tblVehicleEF	LHD2	1.1890e-003	1.1970e-003
tblVehicleEF	LHD2	0.01	0.01
tblVehicleEF	LHD2	9.7400e-003	0.01
tblVehicleEF	LHD2	4.6100e-004	1.4900e-004
tblVehicleEF	LHD2	1.1370e-003	1.1460e-003
tblVehicleEF	LHD2	2.6460e-003	2.6120e-003
tblVehicleEF	LHD2	9.3060e-003	9.6640e-003
tblVehicleEF	LHD2	4.2300e-004	1.3700e-004
tblVehicleEF	LHD2	1.1810e-003	1.5020e-003

tblVehicleEF	LHD2	0.04	0.06
tblVehicleEF	LHD2	0.02	0.02
tblVehicleEF	LHD2	7.7800e-004	9.3300e-004
tblVehicleEF	LHD2	0.05	0.05
tblVehicleEF	LHD2	0.10	0.33
tblVehicleEF	LHD2	0.13	0.06
tblVehicleEF	LHD2	1.3400e-004	1.3100e-004
tblVehicleEF	LHD2	6.0340e-003	6.5780e-003
tblVehicleEF	LHD2	3.1000e-004	9.9000e-005
tblVehicleEF	LHD2	1.1810e-003	1.5020e-003
tblVehicleEF	LHD2	0.04	0.06
tblVehicleEF	LHD2	0.02	0.03
tblVehicleEF	LHD2	7.7800e-004	9.3300e-004
tblVehicleEF	LHD2	0.05	0.06
tblVehicleEF	LHD2	0.10	0.33
tblVehicleEF	LHD2	0.14	0.06
tblVehicleEF	MCY	0.48	0.35
tblVehicleEF	MCY	0.15	0.24
tblVehicleEF	MCY	18.61	18.90
tblVehicleEF	MCY	9.56	8.43
tblVehicleEF	MCY	177.57	214.49
tblVehicleEF	MCY	45.30	60.11
tblVehicleEF	MCY	1.12	1.12
tblVehicleEF	MCY	2.1370e-003	2.1160e-003
tblVehicleEF	MCY	3.9240e-003	3.2680e-003
tblVehicleEF	MCY	1.9990e-003	1.9800e-003
tblVehicleEF	MCY	3.7000e-003	3.0810e-003

tblVehicleEF	MCY	1.13	1.16
tblVehicleEF	MCY	0.69	0.72
tblVehicleEF	MCY	0.71	0.72
tblVehicleEF	MCY	2.38	2.40
tblVehicleEF	MCY	0.65	2.07
tblVehicleEF	MCY	2.05	1.82
tblVehicleEF	MCY	2.1510e-003	2.1230e-003
tblVehicleEF	MCY	6.7000e-004	5.9500e-004
tblVehicleEF	MCY	1.13	1.16
tblVehicleEF	MCY	0.69	0.72
tblVehicleEF	MCY	0.71	0.72
tblVehicleEF	MCY	2.95	2.97
tblVehicleEF	MCY	0.65	2.07
tblVehicleEF	MCY	2.24	1.98
tblVehicleEF	MCY	0.47	0.35
tblVehicleEF	MCY	0.14	0.21
tblVehicleEF	MCY	17.91	18.17
tblVehicleEF	MCY	8.81	7.74
tblVehicleEF	MCY	177.57	213.12
tblVehicleEF	MCY	45.30	58.36
tblVehicleEF	MCY	0.98	0.98
tblVehicleEF	MCY	2.1370e-003	2.1160e-003
tblVehicleEF	MCY	3.9240e-003	3.2680e-003
tblVehicleEF	MCY	1.9990e-003	1.9800e-003
tblVehicleEF	MCY	3.7000e-003	3.0810e-003
tblVehicleEF	MCY	1.71	1.74
tblVehicleEF	MCY	0.73	0.76

tblVehicleEF	MCY	1.12	1.14
tblVehicleEF	MCY	2.33	2.34
tblVehicleEF	MCY	0.61	1.94
tblVehicleEF	MCY	1.85	1.62
tblVehicleEF	MCY	2.1380e-003	2.1090e-003
tblVehicleEF	MCY	6.5100e-004	5.7700e-004
tblVehicleEF	MCY	1.71	1.74
tblVehicleEF	MCY	0.73	0.76
tblVehicleEF	MCY	1.12	1.14
tblVehicleEF	MCY	2.89	2.90
tblVehicleEF	MCY	0.61	1.94
tblVehicleEF	MCY	2.01	1.77
tblVehicleEF	MCY	0.48	0.35
tblVehicleEF	MCY	0.15	0.24
tblVehicleEF	MCY	18.72	19.01
tblVehicleEF	MCY	9.67	8.55
tblVehicleEF	MCY	177.57	214.70
tblVehicleEF	MCY	45.30	60.42
tblVehicleEF	MCY	1.09	1.09
tblVehicleEF	MCY	2.1370e-003	2.1160e-003
tblVehicleEF	MCY	3.9240e-003	3.2680e-003
tblVehicleEF	MCY	1.9990e-003	1.9800e-003
tblVehicleEF	MCY	3.7000e-003	3.0810e-003
tblVehicleEF	MCY	1.26	1.28
tblVehicleEF	MCY	0.89	0.92
tblVehicleEF	MCY	0.75	0.76
tblVehicleEF	MCY	2.39	2.41

tblVehicleEF	MCY	0.75	2.38
tblVehicleEF	MCY	2.09	1.86
tblVehicleEF	MCY	2.1530e-003	2.1250e-003
tblVehicleEF	MCY	6.7300e-004	5.9800e-004
tblVehicleEF	MCY	1.26	1.28
tblVehicleEF	MCY	0.89	0.92
tblVehicleEF	MCY	0.75	0.76
tblVehicleEF	MCY	2.97	2.98
tblVehicleEF	MCY	0.75	2.38
tblVehicleEF	MCY	2.28	2.02
tblVehicleEF	MDV	0.01	5.6010e-003
tblVehicleEF	MDV	0.01	0.08
tblVehicleEF	MDV	1.26	1.12
tblVehicleEF	MDV	2.62	3.12
tblVehicleEF	MDV	500.02	420.73
tblVehicleEF	MDV	108.15	86.72
tblVehicleEF	MDV	0.14	0.10
tblVehicleEF	MDV	1.9190e-003	1.7850e-003
tblVehicleEF	MDV	2.3090e-003	1.9840e-003
tblVehicleEF	MDV	1.7700e-003	1.6470e-003
tblVehicleEF	MDV	2.1250e-003	1.8250e-003
tblVehicleEF	MDV	0.07	0.08
tblVehicleEF	MDV	0.16	0.14
tblVehicleEF	MDV	0.07	0.09
tblVehicleEF	MDV	0.03	0.02
tblVehicleEF	MDV	0.10	0.42
tblVehicleEF	MDV	0.20	0.41

tblVehicleEF	MDV	5.0080e-003	4.1600e-003
tblVehicleEF	MDV	1.1270e-003	8.5800e-004
tblVehicleEF	MDV	0.07	0.08
tblVehicleEF	MDV	0.16	0.14
tblVehicleEF	MDV	0.07	0.09
tblVehicleEF	MDV	0.04	0.03
tblVehicleEF	MDV	0.10	0.42
tblVehicleEF	MDV	0.22	0.45
tblVehicleEF	MDV	0.01	5.9080e-003
tblVehicleEF	MDV	0.01	0.08
tblVehicleEF	MDV	1.36	1.20
tblVehicleEF	MDV	2.27	2.69
tblVehicleEF	MDV	519.96	432.28
tblVehicleEF	MDV	108.15	85.89
tblVehicleEF	MDV	0.12	0.09
tblVehicleEF	MDV	1.9190e-003	1.7850e-003
tblVehicleEF	MDV	2.3090e-003	1.9840e-003
tblVehicleEF	MDV	1.7700e-003	1.6470e-003
tblVehicleEF	MDV	2.1250e-003	1.8250e-003
tblVehicleEF	MDV	0.10	0.12
tblVehicleEF	MDV	0.16	0.14
tblVehicleEF	MDV	0.10	0.12
tblVehicleEF	MDV	0.03	0.03
tblVehicleEF	MDV	0.09	0.39
tblVehicleEF	MDV	0.18	0.37
tblVehicleEF	MDV	5.2090e-003	4.2740e-003
tblVehicleEF	MDV	1.1210e-003	8.5000e-004

tblVehicleEF	MDV	0.10	0.12
tblVehicleEF	MDV	0.16	0.14
tblVehicleEF	MDV	0.10	0.12
tblVehicleEF	MDV	0.05	0.04
tblVehicleEF	MDV	0.09	0.39
tblVehicleEF	MDV	0.20	0.40
tblVehicleEF	MDV	0.01	5.5000e-003
tblVehicleEF	MDV	0.02	0.09
tblVehicleEF	MDV	1.23	1.08
tblVehicleEF	MDV	2.69	3.21
tblVehicleEF	MDV	492.66	416.47
tblVehicleEF	MDV	108.15	86.90
tblVehicleEF	MDV	0.13	0.10
tblVehicleEF	MDV	1.9190e-003	1.7850e-003
tblVehicleEF	MDV	2.3090e-003	1.9840e-003
tblVehicleEF	MDV	1.7700e-003	1.6470e-003
tblVehicleEF	MDV	2.1250e-003	1.8250e-003
tblVehicleEF	MDV	0.06	0.08
tblVehicleEF	MDV	0.17	0.15
tblVehicleEF	MDV	0.07	0.09
tblVehicleEF	MDV	0.03	0.02
tblVehicleEF	MDV	0.11	0.49
tblVehicleEF	MDV	0.20	0.42
tblVehicleEF	MDV	4.9340e-003	4.1170e-003
tblVehicleEF	MDV	1.1290e-003	8.6000e-004
tblVehicleEF	MDV	0.06	0.08
tblVehicleEF	MDV	0.17	0.15

tblVehicleEF	MDV	0.07	0.09
tblVehicleEF	MDV	0.04	0.03
tblVehicleEF	MDV	0.11	0.49
tblVehicleEF	MDV	0.22	0.46
tblVehicleEF	MH	0.03	3.3600e-003
tblVehicleEF	MH	0.02	0.00
tblVehicleEF	MH	2.15	0.31
tblVehicleEF	MH	5.50	0.00
tblVehicleEF	MH	1,108.90	981.53
tblVehicleEF	MH	57.43	0.00
tblVehicleEF	MH	1.43	3.91
tblVehicleEF	MH	0.01	0.02
tblVehicleEF	MH	0.03	0.10
tblVehicleEF	MH	1.0490e-003	0.00
tblVehicleEF	MH	3.2420e-003	4.0000e-003
tblVehicleEF	MH	0.03	0.09
tblVehicleEF	MH	9.6500e-004	0.00
tblVehicleEF	MH	0.95	0.00
tblVehicleEF	MH	0.07	0.00
tblVehicleEF	MH	0.41	0.00
tblVehicleEF	MH	0.09	0.07
tblVehicleEF	MH	0.02	0.00
tblVehicleEF	MH	0.32	0.00
tblVehicleEF	MH	0.01	9.2790e-003
tblVehicleEF	MH	6.7000e-004	0.00
tblVehicleEF	MH	0.95	0.00
tblVehicleEF	MH	0.07	0.00

tblVehicleEF	MH	0.41	0.00
tblVehicleEF	MH	0.12	0.08
tblVehicleEF	MH	0.02	0.00
tblVehicleEF	MH	0.35	0.00
tblVehicleEF	MH	0.03	3.3600e-003
tblVehicleEF	MH	0.02	0.00
tblVehicleEF	MH	2.21	0.31
tblVehicleEF	MH	5.21	0.00
tblVehicleEF	MH	1,108.90	981.53
tblVehicleEF	MH	57.43	0.00
tblVehicleEF	MH	1.33	3.70
tblVehicleEF	MH	0.01	0.02
tblVehicleEF	MH	0.03	0.10
tblVehicleEF	MH	1.0490e-003	0.00
tblVehicleEF	MH	3.2420e-003	4.0000e-003
tblVehicleEF	MH	0.03	0.09
tblVehicleEF	MH	9.6500e-004	0.00
tblVehicleEF	MH	1.28	0.00
tblVehicleEF	MH	0.07	0.00
tblVehicleEF	MH	0.56	0.00
tblVehicleEF	MH	0.09	0.07
tblVehicleEF	MH	0.02	0.00
tblVehicleEF	MH	0.31	0.00
tblVehicleEF	MH	0.01	9.2790e-003
tblVehicleEF	MH	6.6500e-004	0.00
tblVehicleEF	MH	1.28	0.00
tblVehicleEF	MH	0.07	0.00

tblVehicleEF	MH	0.56	0.00
tblVehicleEF	MH	0.12	0.08
tblVehicleEF	MH	0.02	0.00
tblVehicleEF	MH	0.34	0.00
tblVehicleEF	MH	0.03	3.3600e-003
tblVehicleEF	MH	0.02	0.00
tblVehicleEF	MH	2.13	0.31
tblVehicleEF	MH	5.54	0.00
tblVehicleEF	MH	1,108.90	981.53
tblVehicleEF	MH	57.43	0.00
tblVehicleEF	MH	1.40	3.84
tblVehicleEF	MH	0.01	0.02
tblVehicleEF	MH	0.03	0.10
tblVehicleEF	MH	1.0490e-003	0.00
tblVehicleEF	MH	3.2420e-003	4.0000e-003
tblVehicleEF	MH	0.03	0.09
tblVehicleEF	MH	9.6500e-004	0.00
tblVehicleEF	MH	1.05	0.00
tblVehicleEF	MH	0.08	0.00
tblVehicleEF	MH	0.43	0.00
tblVehicleEF	MH	0.09	0.07
tblVehicleEF	MH	0.02	0.00
tblVehicleEF	MH	0.32	0.00
tblVehicleEF	MH	0.01	9.2790e-003
tblVehicleEF	MH	6.7100e-004	0.00
tblVehicleEF	MH	1.05	0.00
tblVehicleEF	MH	0.08	0.00

tblVehicleEF	MH	0.43	0.00
tblVehicleEF	MH	0.12	0.08
tblVehicleEF	MH	0.02	0.00
tblVehicleEF	MH	0.35	0.00
tblVehicleEF	MHD	0.02	4.9130e-003
tblVehicleEF	MHD	4.2090e-003	5.6110e-003
tblVehicleEF	MHD	0.05	0.01
tblVehicleEF	MHD	0.36	0.39
tblVehicleEF	MHD	0.33	0.51
tblVehicleEF	MHD	6.12	1.31
tblVehicleEF	MHD	141.40	56.75
tblVehicleEF	MHD	1,144.82	1,086.34
tblVehicleEF	MHD	60.68	12.86
tblVehicleEF	MHD	0.54	0.43
tblVehicleEF	MHD	1.18	1.96
tblVehicleEF	MHD	2.3000e-004	1.4510e-003
tblVehicleEF	MHD	5.5730e-003	0.05
tblVehicleEF	MHD	7.9300e-004	1.1900e-004
tblVehicleEF	MHD	2.2000e-004	1.3880e-003
tblVehicleEF	MHD	5.3290e-003	0.05
tblVehicleEF	MHD	7.2900e-004	1.0900e-004
tblVehicleEF	MHD	1.1360e-003	4.8700e-004
tblVehicleEF	MHD	0.04	0.02
tblVehicleEF	MHD	0.03	0.02
tblVehicleEF	MHD	7.3800e-004	3.2900e-004
tblVehicleEF	MHD	0.04	0.09
tblVehicleEF	MHD	0.02	0.10

tblVehicleEF	MHD	0.38	0.06
tblVehicleEF	MHD	1.3610e-003	5.4000e-004
tblVehicleEF	MHD	0.01	0.01
tblVehicleEF	MHD	7.1400e-004	1.2700e-004
tblVehicleEF	MHD	1.1360e-003	4.8700e-004
tblVehicleEF	MHD	0.04	0.02
tblVehicleEF	MHD	0.04	0.03
tblVehicleEF	MHD	7.3800e-004	3.2900e-004
tblVehicleEF	MHD	0.05	0.11
tblVehicleEF	MHD	0.02	0.10
tblVehicleEF	MHD	0.41	0.07
tblVehicleEF	MHD	0.02	4.6520e-003
tblVehicleEF	MHD	4.2610e-003	5.6470e-003
tblVehicleEF	MHD	0.05	0.01
tblVehicleEF	MHD	0.26	0.31
tblVehicleEF	MHD	0.34	0.51
tblVehicleEF	MHD	5.83	1.25
tblVehicleEF	MHD	149.77	57.73
tblVehicleEF	MHD	1,144.82	1,086.35
tblVehicleEF	MHD	60.68	12.75
tblVehicleEF	MHD	0.56	0.43
tblVehicleEF	MHD	1.12	1.85
tblVehicleEF	MHD	1.9400e-004	1.2250e-003
tblVehicleEF	MHD	5.5730e-003	0.05
tblVehicleEF	MHD	7.9300e-004	1.1900e-004
tblVehicleEF	MHD	1.8500e-004	1.1720e-003
tblVehicleEF	MHD	5.3290e-003	0.05

tblVehicleEF	MHD	7.2900e-004	1.0900e-004
tblVehicleEF	MHD	1.6040e-003	6.8900e-004
tblVehicleEF	MHD	0.05	0.02
tblVehicleEF	MHD	0.02	0.02
tblVehicleEF	MHD	1.0240e-003	4.5600e-004
tblVehicleEF	MHD	0.04	0.09
tblVehicleEF	MHD	0.02	0.09
tblVehicleEF	MHD	0.36	0.06
tblVehicleEF	MHD	1.4400e-003	5.5000e-004
tblVehicleEF	MHD	0.01	0.01
tblVehicleEF	MHD	7.0900e-004	1.2600e-004
tblVehicleEF	MHD	1.6040e-003	6.8900e-004
tblVehicleEF	MHD	0.05	0.02
tblVehicleEF	MHD	0.03	0.03
tblVehicleEF	MHD	1.0240e-003	4.5600e-004
tblVehicleEF	MHD	0.05	0.11
tblVehicleEF	MHD	0.02	0.09
tblVehicleEF	MHD	0.40	0.06
tblVehicleEF	MHD	0.02	5.2900e-003
tblVehicleEF	MHD	4.1930e-003	5.5990e-003
tblVehicleEF	MHD	0.05	0.01
tblVehicleEF	MHD	0.50	0.50
tblVehicleEF	MHD	0.33	0.51
tblVehicleEF	MHD	6.17	1.32
tblVehicleEF	MHD	129.83	55.39
tblVehicleEF	MHD	1,144.82	1,086.34
tblVehicleEF	MHD	60.68	12.88

tblVehicleEF	MHD	0.52	0.42
tblVehicleEF	MHD	1.16	1.92
tblVehicleEF	MHD	2.8000e-004	1.7620e-003
tblVehicleEF	MHD	5.5730e-003	0.05
tblVehicleEF	MHD	7.9300e-004	1.1900e-004
tblVehicleEF	MHD	2.6800e-004	1.6860e-003
tblVehicleEF	MHD	5.3290e-003	0.05
tblVehicleEF	MHD	7.2900e-004	1.0900e-004
tblVehicleEF	MHD	1.1820e-003	4.9800e-004
tblVehicleEF	MHD	0.05	0.02
tblVehicleEF	MHD	0.03	0.03
tblVehicleEF	MHD	7.5300e-004	3.3100e-004
tblVehicleEF	MHD	0.04	0.09
tblVehicleEF	MHD	0.02	0.11
tblVehicleEF	MHD	0.38	0.06
tblVehicleEF	MHD	1.2520e-003	5.2700e-004
tblVehicleEF	MHD	0.01	0.01
tblVehicleEF	MHD	7.1500e-004	1.2700e-004
tblVehicleEF	MHD	1.1820e-003	4.9800e-004
tblVehicleEF	MHD	0.05	0.02
tblVehicleEF	MHD	0.04	0.03
tblVehicleEF	MHD	7.5300e-004	3.3100e-004
tblVehicleEF	MHD	0.05	0.11
tblVehicleEF	MHD	0.02	0.11
tblVehicleEF	MHD	0.42	0.07
tblVehicleEF	OBUS	0.01	9.0600e-003
tblVehicleEF	OBUS	8.4360e-003	9.3580e-003

tblVehicleEF	OBUS	0.03	0.02
tblVehicleEF	OBUS	0.28	0.55
tblVehicleEF	OBUS	0.58	1.01
tblVehicleEF	OBUS	5.60	2.44
tblVehicleEF	OBUS	84.68	84.33
tblVehicleEF	OBUS	1,226.51	1,422.10
tblVehicleEF	OBUS	69.78	20.28
tblVehicleEF	OBUS	0.42	0.52
tblVehicleEF	OBUS	1.44	1.85
tblVehicleEF	OBUS	1.4500e-004	2.0430e-003
tblVehicleEF	OBUS	7.3790e-003	0.04
tblVehicleEF	OBUS	8.3400e-004	1.9500e-004
tblVehicleEF	OBUS	1.3900e-004	1.9550e-003
tblVehicleEF	OBUS	7.0420e-003	0.03
tblVehicleEF	OBUS	7.6700e-004	1.7900e-004
tblVehicleEF	OBUS	1.4250e-003	1.8490e-003
tblVehicleEF	OBUS	0.02	0.02
tblVehicleEF	OBUS	0.04	0.06
tblVehicleEF	OBUS	7.6500e-004	9.7800e-004
tblVehicleEF	OBUS	0.06	0.10
tblVehicleEF	OBUS	0.04	0.23
tblVehicleEF	OBUS	0.35	0.12
tblVehicleEF	OBUS	8.2000e-004	8.0300e-004
tblVehicleEF	OBUS	0.01	0.01
tblVehicleEF	OBUS	7.9600e-004	2.0100e-004
tblVehicleEF	OBUS	1.4250e-003	1.8490e-003
tblVehicleEF	OBUS	0.02	0.02

tblVehicleEF	OBUS	0.05	0.08
tblVehicleEF	OBUS	7.6500e-004	9.7800e-004
tblVehicleEF	OBUS	0.07	0.12
tblVehicleEF	OBUS	0.04	0.23
tblVehicleEF	OBUS	0.39	0.13
tblVehicleEF	OBUS	0.01	9.0790e-003
tblVehicleEF	OBUS	8.5800e-003	9.4940e-003
tblVehicleEF	OBUS	0.03	0.02
tblVehicleEF	OBUS	0.26	0.53
tblVehicleEF	OBUS	0.58	1.02
tblVehicleEF	OBUS	5.31	2.31
tblVehicleEF	OBUS	88.70	84.93
tblVehicleEF	OBUS	1,226.51	1,422.12
tblVehicleEF	OBUS	69.78	20.06
tblVehicleEF	OBUS	0.43	0.52
tblVehicleEF	OBUS	1.35	1.74
tblVehicleEF	OBUS	1.2200e-004	1.7270e-003
tblVehicleEF	OBUS	7.3790e-003	0.04
tblVehicleEF	OBUS	8.3400e-004	1.9500e-004
tblVehicleEF	OBUS	1.1700e-004	1.6520e-003
tblVehicleEF	OBUS	7.0420e-003	0.03
tblVehicleEF	OBUS	7.6700e-004	1.7900e-004
tblVehicleEF	OBUS	1.9610e-003	2.5310e-003
tblVehicleEF	OBUS	0.02	0.02
tblVehicleEF	OBUS	0.04	0.06
tblVehicleEF	OBUS	1.0530e-003	1.3340e-003
tblVehicleEF	OBUS	0.06	0.10

tblVehicleEF	OBUS	0.04	0.22
tblVehicleEF	OBUS	0.34	0.11
tblVehicleEF	OBUS	8.5900e-004	8.0900e-004
tblVehicleEF	OBUS	0.01	0.01
tblVehicleEF	OBUS	7.9100e-004	1.9900e-004
tblVehicleEF	OBUS	1.9610e-003	2.5310e-003
tblVehicleEF	OBUS	0.02	0.02
tblVehicleEF	OBUS	0.05	0.08
tblVehicleEF	OBUS	1.0530e-003	1.3340e-003
tblVehicleEF	OBUS	0.07	0.12
tblVehicleEF	OBUS	0.04	0.22
tblVehicleEF	OBUS	0.37	0.13
tblVehicleEF	OBUS	0.01	9.0540e-003
tblVehicleEF	OBUS	8.3930e-003	9.3190e-003
tblVehicleEF	OBUS	0.03	0.02
tblVehicleEF	OBUS	0.29	0.59
tblVehicleEF	OBUS	0.57	1.00
tblVehicleEF	OBUS	5.64	2.46
tblVehicleEF	OBUS	79.14	83.50
tblVehicleEF	OBUS	1,226.51	1,422.09
tblVehicleEF	OBUS	69.78	20.31
tblVehicleEF	OBUS	0.40	0.52
tblVehicleEF	OBUS	1.41	1.81
tblVehicleEF	OBUS	1.7600e-004	2.4810e-003
tblVehicleEF	OBUS	7.3790e-003	0.04
tblVehicleEF	OBUS	8.3400e-004	1.9500e-004
tblVehicleEF	OBUS	1.6900e-004	2.3730e-003

tblVehicleEF	OBUS	7.0420e-003	0.03
tblVehicleEF	OBUS	7.6700e-004	1.7900e-004
tblVehicleEF	OBUS	1.4580e-003	1.9070e-003
tblVehicleEF	OBUS	0.02	0.02
tblVehicleEF	OBUS	0.04	0.06
tblVehicleEF	OBUS	7.6200e-004	9.8200e-004
tblVehicleEF	OBUS	0.06	0.10
tblVehicleEF	OBUS	0.04	0.24
tblVehicleEF	OBUS	0.36	0.12
tblVehicleEF	OBUS	7.6700e-004	7.9500e-004
tblVehicleEF	OBUS	0.01	0.01
tblVehicleEF	OBUS	7.9700e-004	2.0100e-004
tblVehicleEF	OBUS	1.4580e-003	1.9070e-003
tblVehicleEF	OBUS	0.02	0.02
tblVehicleEF	OBUS	0.05	0.08
tblVehicleEF	OBUS	7.6200e-004	9.8200e-004
tblVehicleEF	OBUS	0.07	0.12
tblVehicleEF	OBUS	0.04	0.24
tblVehicleEF	OBUS	0.39	0.13
tblVehicleEF	SBUS	0.87	0.07
tblVehicleEF	SBUS	0.02	0.01
tblVehicleEF	SBUS	0.09	7.1320e-003
tblVehicleEF	SBUS	8.16	2.80
tblVehicleEF	SBUS	1.19	1.03
tblVehicleEF	SBUS	9.61	1.02
tblVehicleEF	SBUS	1,131.05	356.18
tblVehicleEF	SBUS	1,090.69	1,128.82

tblVehicleEF	SBUS	54.18	5.79
tblVehicleEF	SBUS	9.79	3.82
tblVehicleEF	SBUS	4.65	6.33
tblVehicleEF	SBUS	0.01	6.3360e-003
tblVehicleEF	SBUS	0.01	0.01
tblVehicleEF	SBUS	0.03	0.04
tblVehicleEF	SBUS	9.3500e-004	6.5000e-005
tblVehicleEF	SBUS	0.01	6.0620e-003
tblVehicleEF	SBUS	2.6810e-003	2.6580e-003
tblVehicleEF	SBUS	0.02	0.04
tblVehicleEF	SBUS	8.6000e-004	6.0000e-005
tblVehicleEF	SBUS	3.6480e-003	1.1350e-003
tblVehicleEF	SBUS	0.04	0.01
tblVehicleEF	SBUS	0.98	0.34
tblVehicleEF	SBUS	1.9360e-003	5.7500e-004
tblVehicleEF	SBUS	0.13	0.14
tblVehicleEF	SBUS	0.02	0.07
tblVehicleEF	SBUS	0.51	0.04
tblVehicleEF	SBUS	0.01	3.4000e-003
tblVehicleEF	SBUS	0.01	0.01
tblVehicleEF	SBUS	7.0800e-004	5.7000e-005
tblVehicleEF	SBUS	3.6480e-003	1.1350e-003
tblVehicleEF	SBUS	0.04	0.01
tblVehicleEF	SBUS	1.42	0.48
tblVehicleEF	SBUS	1.9360e-003	5.7500e-004
tblVehicleEF	SBUS	0.16	0.17
tblVehicleEF	SBUS	0.02	0.07

tblVehicleEF	SBUS	0.56	0.05
tblVehicleEF	SBUS	0.87	0.07
tblVehicleEF	SBUS	0.02	0.01
tblVehicleEF	SBUS	0.08	6.4080e-003
tblVehicleEF	SBUS	8.04	2.75
tblVehicleEF	SBUS	1.21	1.05
tblVehicleEF	SBUS	7.94	0.84
tblVehicleEF	SBUS	1,182.37	367.48
tblVehicleEF	SBUS	1,090.69	1,128.85
tblVehicleEF	SBUS	54.18	5.50
tblVehicleEF	SBUS	10.10	3.93
tblVehicleEF	SBUS	4.39	5.98
tblVehicleEF	SBUS	8.9100e-003	5.3460e-003
tblVehicleEF	SBUS	0.01	0.01
tblVehicleEF	SBUS	0.03	0.04
tblVehicleEF	SBUS	9.3500e-004	6.5000e-005
tblVehicleEF	SBUS	8.5240e-003	5.1150e-003
tblVehicleEF	SBUS	2.6810e-003	2.6580e-003
tblVehicleEF	SBUS	0.02	0.04
tblVehicleEF	SBUS	8.6000e-004	6.0000e-005
tblVehicleEF	SBUS	4.9860e-003	1.5480e-003
tblVehicleEF	SBUS	0.04	0.01
tblVehicleEF	SBUS	0.98	0.34
tblVehicleEF	SBUS	2.6570e-003	7.8500e-004
tblVehicleEF	SBUS	0.13	0.14
tblVehicleEF	SBUS	0.01	0.06
tblVehicleEF	SBUS	0.46	0.04

tblVehicleEF	SBUS	0.01	3.5060e-003
tblVehicleEF	SBUS	0.01	0.01
tblVehicleEF	SBUS	6.8100e-004	5.4000e-005
tblVehicleEF	SBUS	4.9860e-003	1.5480e-003
tblVehicleEF	SBUS	0.04	0.01
tblVehicleEF	SBUS	1.42	0.48
tblVehicleEF	SBUS	2.6570e-003	7.8500e-004
tblVehicleEF	SBUS	0.16	0.17
tblVehicleEF	SBUS	0.01	0.06
tblVehicleEF	SBUS	0.50	0.04
tblVehicleEF	SBUS	0.87	0.07
tblVehicleEF	SBUS	0.02	0.01
tblVehicleEF	SBUS	0.09	7.2360e-003
tblVehicleEF	SBUS	8.33	2.86
tblVehicleEF	SBUS	1.18	1.03
tblVehicleEF	SBUS	9.77	1.03
tblVehicleEF	SBUS	1,060.18	340.58
tblVehicleEF	SBUS	1,090.69	1,128.81
tblVehicleEF	SBUS	54.18	5.82
tblVehicleEF	SBUS	9.36	3.67
tblVehicleEF	SBUS	4.57	6.22
tblVehicleEF	SBUS	0.01	7.7020e-003
tblVehicleEF	SBUS	0.01	0.01
tblVehicleEF	SBUS	0.03	0.04
tblVehicleEF	SBUS	9.3500e-004	6.5000e-005
tblVehicleEF	SBUS	0.01	7.3690e-003
tblVehicleEF	SBUS	2.6810e-003	2.6580e-003

tblVehicleEF	SBUS	0.02	0.04
tblVehicleEF	SBUS	8.6000e-004	6.0000e-005
tblVehicleEF	SBUS	3.6990e-003	1.1730e-003
tblVehicleEF	SBUS	0.04	0.01
tblVehicleEF	SBUS	0.99	0.34
tblVehicleEF	SBUS	1.8970e-003	5.6800e-004
tblVehicleEF	SBUS	0.13	0.14
tblVehicleEF	SBUS	0.02	0.09
tblVehicleEF	SBUS	0.51	0.04
tblVehicleEF	SBUS	0.01	3.2520e-003
tblVehicleEF	SBUS	0.01	0.01
tblVehicleEF	SBUS	7.1100e-004	5.8000e-005
tblVehicleEF	SBUS	3.6990e-003	1.1730e-003
tblVehicleEF	SBUS	0.04	0.01
tblVehicleEF	SBUS	1.42	0.48
tblVehicleEF	SBUS	1.8970e-003	5.6800e-004
tblVehicleEF	SBUS	0.16	0.17
tblVehicleEF	SBUS	0.02	0.09
tblVehicleEF	SBUS	0.56	0.05
tblVehicleEF	UBUS	1.93	7.28
tblVehicleEF	UBUS	0.07	0.03
tblVehicleEF	UBUS	8.96	27.90
tblVehicleEF	UBUS	13.19	1.81
tblVehicleEF	UBUS	1,828.32	2,044.63
tblVehicleEF	UBUS	133.38	22.76
tblVehicleEF	UBUS	4.82	4.04
tblVehicleEF	UBUS	0.53	0.08

tblVehicleEF	UBUS	0.01	0.03
tblVehicleEF	UBUS	0.04	5.2920e-003
tblVehicleEF	UBUS	1.1810e-003	4.0000e-005
tblVehicleEF	UBUS	0.23	0.03
tblVehicleEF	UBUS	3.0000e-003	7.5850e-003
tblVehicleEF	UBUS	0.04	5.0590e-003
tblVehicleEF	UBUS	1.0860e-003	3.6000e-005
tblVehicleEF	UBUS	6.1570e-003	2.6630e-003
tblVehicleEF	UBUS	0.10	0.03
tblVehicleEF	UBUS	3.6270e-003	1.8540e-003
tblVehicleEF	UBUS	0.53	0.11
tblVehicleEF	UBUS	0.03	0.21
tblVehicleEF	UBUS	0.96	0.15
tblVehicleEF	UBUS	8.6430e-003	4.3420e-003
tblVehicleEF	UBUS	1.5700e-003	2.2500e-004
tblVehicleEF	UBUS	6.1570e-003	2.6630e-003
tblVehicleEF	UBUS	0.10	0.03
tblVehicleEF	UBUS	3.6270e-003	1.8540e-003
tblVehicleEF	UBUS	2.52	7.44
tblVehicleEF	UBUS	0.03	0.21
tblVehicleEF	UBUS	1.05	0.16
tblVehicleEF	UBUS	1.94	7.28
tblVehicleEF	UBUS	0.07	0.03
tblVehicleEF	UBUS	9.02	27.90
tblVehicleEF	UBUS	11.63	1.61
tblVehicleEF	UBUS	1,828.32	2,044.63
tblVehicleEF	UBUS	133.38	22.40

tblVehicleEF	UBUS	4.53	4.03
tblVehicleEF	UBUS	0.53	0.08
tblVehicleEF	UBUS	0.01	0.03
tblVehicleEF	UBUS	0.04	5.2920e-003
tblVehicleEF	UBUS	1.1810e-003	4.0000e-005
tblVehicleEF	UBUS	0.23	0.03
tblVehicleEF	UBUS	3.0000e-003	7.5850e-003
tblVehicleEF	UBUS	0.04	5.0590e-003
tblVehicleEF	UBUS	1.0860e-003	3.6000e-005
tblVehicleEF	UBUS	8.2530e-003	3.6380e-003
tblVehicleEF	UBUS	0.10	0.03
tblVehicleEF	UBUS	4.8310e-003	2.4730e-003
tblVehicleEF	UBUS	0.53	0.11
tblVehicleEF	UBUS	0.03	0.19
tblVehicleEF	UBUS	0.89	0.14
tblVehicleEF	UBUS	8.6450e-003	4.3420e-003
tblVehicleEF	UBUS	1.5430e-003	2.2200e-004
tblVehicleEF	UBUS	8.2530e-003	3.6380e-003
tblVehicleEF	UBUS	0.10	0.03
tblVehicleEF	UBUS	4.8310e-003	2.4730e-003
tblVehicleEF	UBUS	2.53	7.44
tblVehicleEF	UBUS	0.03	0.19
tblVehicleEF	UBUS	0.98	0.15
tblVehicleEF	UBUS	1.93	7.28
tblVehicleEF	UBUS	0.07	0.03
tblVehicleEF	UBUS	8.95	27.90
tblVehicleEF	UBUS	13.46	1.85

tblVehicleEF	UBUS	1,828.32	2,044.63
tblVehicleEF	UBUS	133.38	22.82
tblVehicleEF	UBUS	4.73	4.04
tblVehicleEF	UBUS	0.53	0.08
tblVehicleEF	UBUS	0.01	0.03
tblVehicleEF	UBUS	0.04	5.2920e-003
tblVehicleEF	UBUS	1.1810e-003	4.0000e-005
tblVehicleEF	UBUS	0.23	0.03
tblVehicleEF	UBUS	3.0000e-003	7.5850e-003
tblVehicleEF	UBUS	0.04	5.0590e-003
tblVehicleEF	UBUS	1.0860e-003	3.6000e-005
tblVehicleEF	UBUS	6.9610e-003	2.5390e-003
tblVehicleEF	UBUS	0.12	0.03
tblVehicleEF	UBUS	3.8300e-003	1.7550e-003
tblVehicleEF	UBUS	0.52	0.11
tblVehicleEF	UBUS	0.04	0.26
tblVehicleEF	UBUS	0.98	0.15
tblVehicleEF	UBUS	8.6430e-003	4.3420e-003
tblVehicleEF	UBUS	1.5750e-003	2.2600e-004
tblVehicleEF	UBUS	6.9610e-003	2.5390e-003
tblVehicleEF	UBUS	0.12	0.03
tblVehicleEF	UBUS	3.8300e-003	1.7550e-003
tblVehicleEF	UBUS	2.52	7.44
tblVehicleEF	UBUS	0.04	0.26
tblVehicleEF	UBUS	1.07	0.16
tblVehicleTrips	CC_TL	8.40	0.00
tblVehicleTrips	CC_TL	8.40	0.00

tblVehicleTrips	CNW_TL	6.90	0.00
tblVehicleTrips	CNW_TL	6.90	0.00
tblVehicleTrips	CW_TL	16.60	0.00
tblVehicleTrips	CW_TL	16.60	0.00

2.0 Emissions Summary

2.1 Overall Construction (Maximum Daily Emission)

Unmitigated Construction

	ROG	NOx	CO	SO2	Fugitive PM10	Exhaust PM10	PM10 Total	Fugitive PM2.5	Exhaust PM2.5	PM2.5 Total	Bio- CO2	NBio- CO2	Total CO2	CH4	N2O	CO2e
Year	lb/day										lb/day					
2021	6.6162	77.9336	37.6996	0.1370	23.5700	2.6473	26.2173	10.5566	2.4355	12.9921	0.0000	14,211.5872	14,211.5872	2.9781	0.0000	14,286.0384
Maximum	**6.6162**	**77.9336**	**37.6996**	**0.1370**	**23.5700**	**2.6473**	**26.2173**	**10.5566**	**2.4355**	**12.9921**	**0.0000**	**14,211.5872**	**14,211.5872**	**2.9781**	**0.0000**	**14,286.0384**

Mitigated Construction

	ROG	NOx	CO	SO2	Fugitive PM10	Exhaust PM10	PM10 Total	Fugitive PM2.5	Exhaust PM2.5	PM2.5 Total	Bio- CO2	NBio- CO2	Total CO2	CH4	N2O	CO2e
Year	lb/day										lb/day					
2021	6.6162	77.9336	37.6996	0.1370	9.3150	2.6473	11.9623	4.1496	2.4355	6.5851	0.0000	14,211.5872	14,211.5872	2.9781	0.0000	14,286.0384
Maximum	**6.6162**	**77.9336**	**37.6996**	**0.1370**	**9.3150**	**2.6473**	**11.9623**	**4.1496**	**2.4355**	**6.5851**	**0.0000**	**14,211.5872**	**14,211.5872**	**2.9781**	**0.0000**	**14,286.0384**

	ROG	**NOx**	**CO**	**SO2**	**Fugitive PM10**	**Exhaust PM10**	**PM10 Total**	**Fugitive PM2.5**	**Exhaust PM2.5**	**PM2.5 Total**	**Bio- CO2**	**NBio-CO2**	**Total CO2**	**CH4**	**N20**	**CO2e**
Percent Reduction	**0.00**	**0.00**	**0.00**	**0.00**	**60.48**	**0.00**	**54.37**	**60.69**	**0.00**	**49.31**	**0.00**	**0.00**	**0.00**	**0.00**	**0.00**	**0.00**

2.2 Overall Operational

Unmitigated Operational

	ROG	NOx	CO	SO2	Fugitive PM10	Exhaust PM10	PM10 Total	Fugitive PM2.5	Exhaust PM2.5	PM2.5 Total	Bio- CO2	NBio- CO2	Total CO2	CH4	N2O	CO2e
Category	lb/day										lb/day					
Area	0.2890	1.0500e-003	0.1142	1.0000e-005		4.1000e-004	4.1000e-004		4.1000e-004	4.1000e-004		0.2438	0.2438	6.5000e-004		0.2600
Energy	0.0000	0.0000	0.0000	0.0000		0.0000	0.0000		0.0000	0.0000		0.0000	0.0000	0.0000	0.0000	0.0000
Mobile	0.0000	0.0000	0.0000	0.0000	0.0000	0.0000	0.0000	0.0000	0.0000	0.0000		0.0000	0.0000	0.0000		0.0000
Total	**0.2890**	**1.0500e-003**	**0.1142**	**1.0000e-005**	**0.0000**	**4.1000e-004**	**4.1000e-004**	**0.0000**	**4.1000e-004**	**4.1000e-004**		**0.2438**	**0.2438**	**6.5000e-004**	**0.0000**	**0.2600**

Mitigated Operational

	ROG	NOx	CO	SO2	Fugitive PM10	Exhaust PM10	PM10 Total	Fugitive PM2.5	Exhaust PM2.5	PM2.5 Total	Bio- CO2	NBio- CO2	Total CO2	CH4	N2O	CO2e
Category	lb/day										lb/day					
Area	0.2890	1.0500e-003	0.1142	1.0000e-005		4.1000e-004	4.1000e-004		4.1000e-004	4.1000e-004		0.2438	0.2438	6.5000e-004		0.2600
Energy	0.0000	0.0000	0.0000	0.0000		0.0000	0.0000		0.0000	0.0000		0.0000	0.0000	0.0000	0.0000	0.0000
Mobile	0.0000	0.0000	0.0000	0.0000	0.0000	0.0000	0.0000	0.0000	0.0000	0.0000		0.0000	0.0000	0.0000		0.0000
Total	**0.2890**	**1.0500e-003**	**0.1142**	**1.0000e-005**	**0.0000**	**4.1000e-004**	**4.1000e-004**	**0.0000**	**4.1000e-004**	**4.1000e-004**		**0.2438**	**0.2438**	**6.5000e-004**	**0.0000**	**0.2600**

	ROG	NOx	CO	SO2	Fugitive PM10	Exhaust PM10	PM10 Total	Fugitive PM2.5	Exhaust PM2.5	PM2.5 Total	Bio- CO2	NBio-CO2	Total CO2	CH4	N20	CO2e
Percent Reduction	**0.00**	**0.00**	**0.00**	**0.00**	**0.00**	**0.00**	**0.00**	**0.00**	**0.00**	**0.00**	**0.00**	**0.00**	**0.00**	**0.00**	**0.00**	**0.00**

3.0 Construction Detail

Construction Phase

Phase Number	Phase Name	Phase Type	Start Date	End Date	Num Days Week	Num Days	Phase Description
1	Demolition	Demolition	1/4/2021	1/29/2021	5	20	
2	Site Preparation	Site Preparation	1/30/2021	2/12/2021	5	10	
3	Grading	Grading	2/13/2021	3/26/2021	5	30	
4	Paving	Paving	3/27/2021	9/10/2021	5	120	
5	Architectural Coating	Architectural Coating	7/18/2021	9/10/2021	5	40	

Acres of Grading (Site Preparation Phase): 50

Acres of Grading (Grading Phase): 150

Acres of Paving: 14.84

Residential Indoor: 0; Residential Outdoor: 0; Non-Residential Indoor: 0; Non-Residential Outdoor: 0; Striped Parking Area: 38,798 (Architectural Coating – sqft)

OffRoad Equipment

Katella Avenue - Amazon Option (Construciton - Unmitigated) - Orange County, Summer

Phase Name	Offroad Equipment Type	Amount	Usage Hours	Horse Power	Load Factor
Demolition	Concrete/Industrial Saws	1	8.00	81	0.73
Demolition	Excavators	3	8.00	158	0.38
Demolition	Rubber Tired Dozers	2	8.00	247	0.40
Site Preparation	Crawler Tractors	4	8.00	212	0.43
Site Preparation	Rubber Tired Dozers	3	8.00	247	0.40
Site Preparation	Tractors/Loaders/Backhoes	0	8.00	97	0.37
Grading	Crawler Tractors	2	8.00	212	0.43
Grading	Excavators	2	8.00	158	0.38
Grading	Graders	1	8.00	187	0.41
Grading	Rubber Tired Dozers	1	8.00	247	0.40
Grading	Scrapers	2	8.00	367	0.48
Grading	Tractors/Loaders/Backhoes	0	8.00	97	0.37
Architectural Coating	Air Compressors	1	8.00	78	0.48
Paving	Pavers	2	8.00	130	0.42
Paving	Paving Equipment	2	8.00	132	0.36
Paving	Rollers	2	8.00	80	0.38

Trips and VMT

Phase Name	Offroad Equipment Count	Worker Trip Number	Vendor Trip Number	Hauling Trip Number	Worker Trip Length	Vendor Trip Length	Hauling Trip Length	Worker Vehicle Class	Vendor Vehicle Class	Hauling Vehicle Class
Demolition	6	15.00	0.00	318.00	14.70	6.90	20.00	LD_Mix	HDT_Mix	HHDT
Site Preparation	7	18.00	0.00	0.00	14.70	6.90	20.00	LD_Mix	HDT_Mix	HHDT
Grading	8	20.00	0.00	2,519.00	14.70	6.90	20.00	LD_Mix	HDT_Mix	HHDT
Architectural Coating	1	54.00	0.00	0.00	14.70	6.90	20.00	LD_Mix	HDT_Mix	HHDT
Paving	6	15.00	0.00	0.00	14.70	6.90	20.00	LD_Mix	HDT_Mix	HHDT

3.1 Mitigation Measures Construction

Water Exposed Area

3.2 Demolition - 2021

Unmitigated Construction On-Site

	ROG	NOx	CO	SO2	Fugitive PM10	Exhaust PM10	PM10 Total	Fugitive PM2.5	Exhaust PM2.5	PM2.5 Total	Bio- CO2	NBio- CO2	Total CO2	CH4	N2O	CO2e
Category	lb/day										lb/day					
Fugitive Dust					3.4452	0.0000	3.4452	0.5216	0.0000	0.5216			0.0000			0.0000
Off-Road	3.1651	31.4407	21.5650	0.0388		1.5513	1.5513		1.4411	1.4411		3,747.9449	3,747.9449	1.0549		3,774.3174
Total	**3.1651**	**31.4407**	**21.5650**	**0.0388**	**3.4452**	**1.5513**	**4.9966**	**0.5216**	**1.4411**	**1.9627**		**3,747.9449**	**3,747.9449**	**1.0549**		**3,774.3174**

3.2 Demolition - 2021

Unmitigated Construction Off-Site

	ROG	NOx	CO	SO2	Fugitive PM10	Exhaust PM10	PM10 Total	Fugitive PM2.5	Exhaust PM2.5	PM2.5 Total	Bio- CO2	NBio- CO2	Total CO2	CH4	N2O	CO2e
Category	lb/day										lb/day					
Hauling	0.1145	4.0420	1.1104	0.0120	0.2768	0.0127	0.2895	0.0758	0.0122	0.0879		1,339.7624	1,339.7624	0.1389		1,343.2350
Vendor	0.0000	0.0000	0.0000	0.0000	0.0000	0.0000	0.0000	0.0000	0.0000	0.0000		0.0000	0.0000	0.0000		0.0000
Worker	0.0541	0.0328	0.4556	1.5800e-003	0.1677	1.0900e-003	0.1688	0.0445	1.0000e-003	0.0455		157.8291	157.8291	3.3800e-003		157.9136
Total	**0.1687**	**4.0748**	**1.5660**	**0.0136**	**0.4445**	**0.0138**	**0.4583**	**0.1203**	**0.0132**	**0.1334**		**1,497.5915**	**1,497.5915**	**0.1423**		**1,501.1486**

Mitigated Construction On-Site

	ROG	NOx	CO	SO2	Fugitive PM10	Exhaust PM10	PM10 Total	Fugitive PM2.5	Exhaust PM2.5	PM2.5 Total	Bio- CO2	NBio- CO2	Total CO2	CH4	N2O	CO2e
Category	lb/day										lb/day					
Fugitive Dust					1.3436	0.0000	1.3436	0.2034	0.0000	0.2034			0.0000			0.0000
Off-Road	3.1651	31.4407	21.5650	0.0388		1.5513	1.5513		1.4411	1.4411	0.0000	3,747.9449	3,747.9449	1.0549		3,774.3174
Total	**3.1651**	**31.4407**	**21.5650**	**0.0388**	**1.3436**	**1.5513**	**2.8950**	**0.2034**	**1.4411**	**1.6445**	**0.0000**	**3,747.9449**	**3,747.9449**	**1.0549**		**3,774.3174**

3.2 Demolition - 2021

Mitigated Construction Off-Site

	ROG	NOx	CO	SO2	Fugitive PM10	Exhaust PM10	PM10 Total	Fugitive PM2.5	Exhaust PM2.5	PM2.5 Total	Bio- CO2	NBio- CO2	Total CO2	CH4	N2O	CO2e
Category	lb/day										lb/day					
Hauling	0.1145	4.0420	1.1104	0.0120	0.2768	0.0127	0.2895	0.0758	0.0122	0.0879		1,339.7624	1,339.7624	0.1389		1,343.2350
Vendor	0.0000	0.0000	0.0000	0.0000	0.0000	0.0000	0.0000	0.0000	0.0000	0.0000		0.0000	0.0000	0.0000		0.0000
Worker	0.0541	0.0328	0.4556	1.5800e-003	0.1677	1.0900e-003	0.1688	0.0445	1.0000e-003	0.0455		157.8291	157.8291	3.3800e-003		157.9136
Total	**0.1687**	**4.0748**	**1.5660**	**0.0136**	**0.4445**	**0.0138**	**0.4583**	**0.1203**	**0.0132**	**0.1334**		**1,497.5915**	**1,497.5915**	**0.1423**		**1,501.1486**

3.3 Site Preparation - 2021

Unmitigated Construction On-Site

	ROG	NOx	CO	SO2	Fugitive PM10	Exhaust PM10	PM10 Total	Fugitive PM2.5	Exhaust PM2.5	PM2.5 Total	Bio- CO2	NBio- CO2	Total CO2	CH4	N2O	CO2e
Category	lb/day										lb/day					
Fugitive Dust					23.3688	0.0000	23.3688	10.5032	0.0000	10.5032			0.0000			0.0000
Off-Road	5.3428	60.7861	21.8537	0.0570		2.6460	2.6460		2.4343	2.4343		5,523.5047	5,523.5047	1.7864		5,568.1651
Total	**5.3428**	**60.7861**	**21.8537**	**0.0570**	**23.3688**	**2.6460**	**26.0148**	**10.5032**	**2.4343**	**12.9376**		**5,523.5047**	**5,523.5047**	**1.7864**		**5,568.1651**

3.3 Site Preparation - 2021

Unmitigated Construction Off-Site

	ROG	NOx	CO	SO2	Fugitive PM10	Exhaust PM10	PM10 Total	Fugitive PM2.5	Exhaust PM2.5	PM2.5 Total	Bio- CO2	NBio- CO2	Total CO2	CH4	N2O	CO2e
Category	lb/day										lb/day					
Hauling	0.0000	0.0000	0.0000	0.0000	0.0000	0.0000	0.0000	0.0000	0.0000	0.0000		0.0000	0.0000	0.0000		0.0000
Vendor	0.0000	0.0000	0.0000	0.0000	0.0000	0.0000	0.0000	0.0000	0.0000	0.0000		0.0000	0.0000	0.0000		0.0000
Worker	0.0650	0.0393	0.5467	1.9000e-003	0.2012	1.3000e-003	0.2025	0.0534	1.2000e-003	0.0546		189.3950	189.3950	4.0600e-003		189.4963
Total	**0.0650**	**0.0393**	**0.5467**	**1.9000e-003**	**0.2012**	**1.3000e-003**	**0.2025**	**0.0534**	**1.2000e-003**	**0.0546**		**189.3950**	**189.3950**	**4.0600e-003**		**189.4963**

Mitigated Construction On-Site

	ROG	NOx	CO	SO2	Fugitive PM10	Exhaust PM10	PM10 Total	Fugitive PM2.5	Exhaust PM2.5	PM2.5 Total	Bio- CO2	NBio- CO2	Total CO2	CH4	N2O	CO2e
Category	lb/day										lb/day					
Fugitive Dust					9.1138	0.0000	9.1138	4.0963	0.0000	4.0963			0.0000			0.0000
Off-Road	5.3428	60.7861	21.8537	0.0570		2.6460	2.6460		2.4343	2.4343	0.0000	5,523.5047	5,523.5047	1.7864		5,568.1651
Total	**5.3428**	**60.7861**	**21.8537**	**0.0570**	**9.1138**	**2.6460**	**11.7598**	**4.0963**	**2.4343**	**6.5306**	**0.0000**	**5,523.5047**	**5,523.5047**	**1.7864**		**5,568.1651**

3.3 Site Preparation - 2021

Mitigated Construction Off-Site

	ROG	NOx	CO	SO2	Fugitive PM10	Exhaust PM10	PM10 Total	Fugitive PM2.5	Exhaust PM2.5	PM2.5 Total	Bio- CO2	NBio- CO2	Total CO2	CH4	N2O	CO2e
Category	lb/day										lb/day					
Hauling	0.0000	0.0000	0.0000	0.0000	0.0000	0.0000	0.0000	0.0000	0.0000	0.0000		0.0000	0.0000	0.0000		0.0000
Vendor	0.0000	0.0000	0.0000	0.0000	0.0000	0.0000	0.0000	0.0000	0.0000	0.0000		0.0000	0.0000	0.0000		0.0000
Worker	0.0650	0.0393	0.5467	1.9000e-003	0.2012	1.3000e-003	0.2025	0.0534	1.2000e-003	0.0546		189.3950	189.3950	4.0600e-003		189.4963
Total	**0.0650**	**0.0393**	**0.5467**	**1.9000e-003**	**0.2012**	**1.3000e-003**	**0.2025**	**0.0534**	**1.2000e-003**	**0.0546**		**189.3950**	**189.3950**	**4.0600e-003**		**189.4963**

3.4 Grading - 2021

Unmitigated Construction On-Site

	ROG	NOx	CO	SO2	Fugitive PM10	Exhaust PM10	PM10 Total	Fugitive PM2.5	Exhaust PM2.5	PM2.5 Total	Bio- CO2	NBio- CO2	Total CO2	CH4	N2O	CO2e
Category	lb/day										lb/day					
Fugitive Dust					11.4006	0.0000	11.4006	3.8943	0.0000	3.8943			0.0000			0.0000
Off-Road	4.9185	56.5443	31.2281	0.0715		2.2861	2.2861		2.1032	2.1032		6,925.9674	6,925.9674	2.2400		6,981.9673
Total	**4.9185**	**56.5443**	**31.2281**	**0.0715**	**11.4006**	**2.2861**	**13.6867**	**3.8943**	**2.1032**	**5.9975**		**6,925.9674**	**6,925.9674**	**2.2400**		**6,981.9673**

3.4 Grading - 2021

Unmitigated Construction Off-Site

	ROG	NOx	CO	SO2	Fugitive PM10	Exhaust PM10	PM10 Total	Fugitive PM2.5	Exhaust PM2.5	PM2.5 Total	Bio- CO2	NBio- CO2	Total CO2	CH4	N2O	CO2e
Category	lb/day										lb/day					
Hauling	0.6047	21.3456	5.8640	0.0633	1.4619	0.0671	1.5290	0.4002	0.0642	0.4644		7,075.1811	7,075.1811	0.7335		7,093.5196
Vendor	0.0000	0.0000	0.0000	0.0000	0.0000	0.0000	0.0000	0.0000	0.0000	0.0000		0.0000	0.0000	0.0000		0.0000
Worker	0.0722	0.0437	0.6075	2.1100e-003	0.2236	1.4500e-003	0.2250	0.0593	1.3300e-003	0.0606		210.4388	210.4388	4.5100e-003		210.5515
Total	**0.6769**	**21.3893**	**6.4714**	**0.0655**	**1.6854**	**0.0685**	**1.7540**	**0.4595**	**0.0655**	**0.5250**		**7,285.6199**	**7,285.6199**	**0.7381**		**7,304.0711**

Mitigated Construction On-Site

	ROG	NOx	CO	SO2	Fugitive PM10	Exhaust PM10	PM10 Total	Fugitive PM2.5	Exhaust PM2.5	PM2.5 Total	Bio- CO2	NBio- CO2	Total CO2	CH4	N2O	CO2e
Category	lb/day										lb/day					
Fugitive Dust					4.4462	0.0000	4.4462	1.5188	0.0000	1.5188			0.0000			0.0000
Off-Road	4.9185	56.5443	31.2281	0.0715		2.2861	2.2861		2.1032	2.1032	0.0000	6,925.9674	6,925.9674	2.2400		6,981.9673
Total	**4.9185**	**56.5443**	**31.2281**	**0.0715**	**4.4462**	**2.2861**	**6.7323**	**1.5188**	**2.1032**	**3.6220**	**0.0000**	**6,925.9674**	**6,925.9674**	**2.2400**		**6,981.9673**

3.4 Grading - 2021

Mitigated Construction Off-Site

	ROG	NOx	CO	SO2	Fugitive PM10	Exhaust PM10	PM10 Total	Fugitive PM2.5	Exhaust PM2.5	PM2.5 Total	Bio- CO2	NBio- CO2	Total CO2	CH4	N2O	CO2e
Category	lb/day										lb/day					
Hauling	0.6047	21.3456	5.8640	0.0633	1.4619	0.0671	1.5290	0.4002	0.0642	0.4644		7,075.1811	7,075.1811	0.7335		7,093.5196
Vendor	0.0000	0.0000	0.0000	0.0000	0.0000	0.0000	0.0000	0.0000	0.0000	0.0000		0.0000	0.0000	0.0000		0.0000
Worker	0.0722	0.0437	0.6075	2.1100e-003	0.2236	1.4500e-003	0.2250	0.0593	1.3300e-003	0.0606		210.4388	210.4388	4.5100e-003		210.5515
Total	**0.6769**	**21.3893**	**6.4714**	**0.0655**	**1.6854**	**0.0685**	**1.7540**	**0.4595**	**0.0655**	**0.5250**		**7,285.6199**	**7,285.6199**	**0.7381**		**7,304.0711**

3.5 Paving - 2021

Unmitigated Construction On-Site

	ROG	NOx	CO	SO2	Fugitive PM10	Exhaust PM10	PM10 Total	Fugitive PM2.5	Exhaust PM2.5	PM2.5 Total	Bio- CO2	NBio- CO2	Total CO2	CH4	N2O	CO2e
Category	lb/day										lb/day					
Off-Road	1.2556	12.9191	14.6532	0.0228		0.6777	0.6777		0.6235	0.6235		2,207.2109	2,207.2109	0.7139		2,225.0573
Paving	0.3240					0.0000	0.0000		0.0000	0.0000			0.0000			0.0000
Total	**1.5796**	**12.9191**	**14.6532**	**0.0228**		**0.6777**	**0.6777**		**0.6235**	**0.6235**		**2,207.2109**	**2,207.2109**	**0.7139**		**2,225.0573**

3.5 Paving - 2021

Unmitigated Construction Off-Site

	ROG	NOx	CO	SO2	Fugitive PM10	Exhaust PM10	PM10 Total	Fugitive PM2.5	Exhaust PM2.5	PM2.5 Total	Bio- CO2	NBio- CO2	Total CO2	CH4	N2O	CO2e
Category	lb/day										lb/day					
Hauling	0.0000	0.0000	0.0000	0.0000	0.0000	0.0000	0.0000	0.0000	0.0000	0.0000		0.0000	0.0000	0.0000		0.0000
Vendor	0.0000	0.0000	0.0000	0.0000	0.0000	0.0000	0.0000	0.0000	0.0000	0.0000		0.0000	0.0000	0.0000		0.0000
Worker	0.0541	0.0328	0.4556	1.5800e-003	0.1677	1.0900e-003	0.1688	0.0445	1.0000e-003	0.0455		157.8291	157.8291	3.3800e-003		157.9136
Total	**0.0541**	**0.0328**	**0.4556**	**1.5800e-003**	**0.1677**	**1.0900e-003**	**0.1688**	**0.0445**	**1.0000e-003**	**0.0455**		**157.8291**	**157.8291**	**3.3800e-003**		**157.9136**

Mitigated Construction On-Site

	ROG	NOx	CO	SO2	Fugitive PM10	Exhaust PM10	PM10 Total	Fugitive PM2.5	Exhaust PM2.5	PM2.5 Total	Bio- CO2	NBio- CO2	Total CO2	CH4	N2O	CO2e
Category	lb/day										lb/day					
Off-Road	1.2556	12.9191	14.6532	0.0228		0.6777	0.6777		0.6235	0.6235	0.0000	2,207.2109	2,207.2109	0.7139		2,225.0573
Paving	0.3240					0.0000	0.0000		0.0000	0.0000			0.0000			0.0000
Total	**1.5796**	**12.9191**	**14.6532**	**0.0228**		**0.6777**	**0.6777**		**0.6235**	**0.6235**	**0.0000**	**2,207.2109**	**2,207.2109**	**0.7139**		**2,225.0573**

3.5 Paving - 2021

Mitigated Construction Off-Site

	ROG	NOx	CO	SO2	Fugitive PM10	Exhaust PM10	PM10 Total	Fugitive PM2.5	Exhaust PM2.5	PM2.5 Total	Bio- CO2	NBio- CO2	Total CO2	CH4	N2O	CO2e
Category	lb/day										lb/day					
Hauling	0.0000	0.0000	0.0000	0.0000	0.0000	0.0000	0.0000	0.0000	0.0000	0.0000		0.0000	0.0000	0.0000		0.0000
Vendor	0.0000	0.0000	0.0000	0.0000	0.0000	0.0000	0.0000	0.0000	0.0000	0.0000		0.0000	0.0000	0.0000		0.0000
Worker	0.0541	0.0328	0.4556	1.5800e-003	0.1677	1.0900e-003	0.1688	0.0445	1.0000e-003	0.0455		157.8291	157.8291	3.3800e-003		157.9136
Total	**0.0541**	**0.0328**	**0.4556**	**1.5800e-003**	**0.1677**	**1.0900e-003**	**0.1688**	**0.0445**	**1.0000e-003**	**0.0455**		**157.8291**	**157.8291**	**3.3800e-003**		**157.9136**

3.6 Architectural Coating - 2021

Unmitigated Construction On-Site

	ROG	NOx	CO	SO2	Fugitive PM10	Exhaust PM10	PM10 Total	Fugitive PM2.5	Exhaust PM2.5	PM2.5 Total	Bio- CO2	NBio- CO2	Total CO2	CH4	N2O	CO2e
Category	lb/day										lb/day					
Archit. Coating	4.4957					0.0000	0.0000		0.0000	0.0000			0.0000			0.0000
Off-Road	0.2919	2.0358	2.4234	3.9600e-003		0.1255	0.1255		0.1255	0.1255		375.2641	375.2641	0.0258		375.9079
Total	**4.7876**	**2.0358**	**2.4234**	**3.9600e-003**		**0.1255**	**0.1255**		**0.1255**	**0.1255**		**375.2641**	**375.2641**	**0.0258**		**375.9079**

3.6 Architectural Coating - 2021

Unmitigated Construction Off-Site

	ROG	NOx	CO	SO2	Fugitive PM10	Exhaust PM10	PM10 Total	Fugitive PM2.5	Exhaust PM2.5	PM2.5 Total	Bio- CO2	NBio- CO2	Total CO2	CH4	N2O	CO2e
Category	lb/day										lb/day					
Hauling	0.0000	0.0000	0.0000	0.0000	0.0000	0.0000	0.0000	0.0000	0.0000	0.0000		0.0000	0.0000	0.0000		0.0000
Vendor	0.0000	0.0000	0.0000	0.0000	0.0000	0.0000	0.0000	0.0000	0.0000	0.0000		0.0000	0.0000	0.0000		0.0000
Worker	0.1949	0.1179	1.6401	5.7000e-003	0.6036	3.9100e-003	0.6075	0.1601	3.6000e-003	0.1637		568.1848	568.1848	0.0122		568.4890
Total	**0.1949**	**0.1179**	**1.6401**	**5.7000e-003**	**0.6036**	**3.9100e-003**	**0.6075**	**0.1601**	**3.6000e-003**	**0.1637**		**568.1848**	**568.1848**	**0.0122**		**568.4890**

Mitigated Construction On-Site

	ROG	NOx	CO	SO2	Fugitive PM10	Exhaust PM10	PM10 Total	Fugitive PM2.5	Exhaust PM2.5	PM2.5 Total	Bio- CO2	NBio- CO2	Total CO2	CH4	N2O	CO2e
Category	lb/day										lb/day					
Archit. Coating	4.4957					0.0000	0.0000		0.0000	0.0000			0.0000			0.0000
Off-Road	0.2919	2.0358	2.4234	3.9600e-003		0.1255	0.1255		0.1255	0.1255	0.0000	375.2641	375.2641	0.0258		375.9079
Total	**4.7876**	**2.0358**	**2.4234**	**3.9600e-003**		**0.1255**	**0.1255**		**0.1255**	**0.1255**	**0.0000**	**375.2641**	**375.2641**	**0.0258**		**375.9079**

3.6 Architectural Coating - 2021

Mitigated Construction Off-Site

	ROG	NOx	CO	SO2	Fugitive PM10	Exhaust PM10	PM10 Total	Fugitive PM2.5	Exhaust PM2.5	PM2.5 Total	Bio- CO2	NBio- CO2	Total CO2	CH4	N2O	CO2e
Category	lb/day										lb/day					
Hauling	0.0000	0.0000	0.0000	0.0000	0.0000	0.0000	0.0000	0.0000	0.0000	0.0000		0.0000	0.0000	0.0000		0.0000
Vendor	0.0000	0.0000	0.0000	0.0000	0.0000	0.0000	0.0000	0.0000	0.0000	0.0000		0.0000	0.0000	0.0000		0.0000
Worker	0.1949	0.1179	1.6401	5.7000e-003	0.6036	3.9100e-003	0.6075	0.1601	3.6000e-003	0.1637		568.1848	568.1848	0.0122		568.4890
Total	**0.1949**	**0.1179**	**1.6401**	**5.7000e-003**	**0.6036**	**3.9100e-003**	**0.6075**	**0.1601**	**3.6000e-003**	**0.1637**		**568.1848**	**568.1848**	**0.0122**		**568.4890**

4.0 Operational Detail - Mobile

4.1 Mitigation Measures Mobile

	ROG	NOx	CO	SO2	Fugitive PM10	Exhaust PM10	PM10 Total	Fugitive PM2.5	Exhaust PM2.5	PM2.5 Total	Bio- CO2	NBio- CO2	Total CO2	CH4	N2O	CO2e
Category	lb/day										lb/day					
Mitigated	0.0000	0.0000	0.0000	0.0000	0.0000	0.0000	0.0000	0.0000	0.0000	0.0000		0.0000	0.0000	0.0000		0.0000
Unmitigated	0.0000	0.0000	0.0000	0.0000	0.0000	0.0000	0.0000	0.0000	0.0000	0.0000		0.0000	0.0000	0.0000		0.0000

4.2 Trip Summary Information

	Average Daily Trip Rate			Unmitigated	Mitigated
Land Use	Weekday	Saturday	Sunday	Annual VMT	Annual VMT
Other Asphalt Surfaces	0.00	0.00	0.00		
Parking Lot	0.00	0.00	0.00		
Total	0.00	0.00	0.00		

4.3 Trip Type Information

	Miles			Trip %			Trip Purpose %		
Land Use	H-W or C-W	H-S or C-C	H-O or C-NW	H-W or C-W	H-S or C-C	H-O or C-NW	Primary	Diverted	Pass-by
Other Asphalt Surfaces	0.00	0.00	0.00	0.00	0.00	0.00	0	0	0
Parking Lot	0.00	0.00	0.00	0.00	0.00	0.00	0	0	0

4.4 Fleet Mix

Land Use	LDA	LDT1	LDT2	MDV	LHD1	LHD2	MHD	HHD	OBUS	UBUS	MCY	SBUS	MH
Other Asphalt Surfaces	0.558976	0.043534	0.209821	0.113949	0.016111	0.005791	0.025447	0.016654	0.001713	0.001553	0.004896	0.000590	0.000966
Parking Lot	0.558976	0.043534	0.209821	0.113949	0.016111	0.005791	0.025447	0.016654	0.001713	0.001553	0.004896	0.000590	0.000966

5.0 Energy Detail

Historical Energy Use: N

5.1 Mitigation Measures Energy

	ROG	NOx	CO	SO2	Fugitive PM10	Exhaust PM10	PM10 Total	Fugitive PM2.5	Exhaust PM2.5	PM2.5 Total	Bio- CO2	NBio- CO2	Total CO2	CH4	N2O	CO2e
Category	lb/day										lb/day					
NaturalGas Mitigated	0.0000	0.0000	0.0000	0.0000		0.0000	0.0000		0.0000	0.0000		0.0000	0.0000	0.0000	0.0000	0.0000
NaturalGas Unmitigated	0.0000	0.0000	0.0000	0.0000		0.0000	0.0000		0.0000	0.0000		0.0000	0.0000	0.0000	0.0000	0.0000

5.2 Energy by Land Use - NaturalGas

Unmitigated

	NaturalGas Use	ROG	NOx	CO	SO2	Fugitive PM10	Exhaust PM10	PM10 Total	Fugitive PM2.5	Exhaust PM2.5	PM2.5 Total	Bio- CO2	NBio- CO2	Total CO2	CH4	N2O	CO2e
Land Use	kBTU/yr	lb/day										lb/day					
Other Asphalt Surfaces	0	0.0000	0.0000	0.0000	0.0000		0.0000	0.0000		0.0000	0.0000		0.0000	0.0000	0.0000	0.0000	0.0000
Parking Lot	0	0.0000	0.0000	0.0000	0.0000		0.0000	0.0000		0.0000	0.0000		0.0000	0.0000	0.0000	0.0000	0.0000
Total		**0.0000**	**0.0000**	**0.0000**	**0.0000**		**0.0000**	**0.0000**		**0.0000**	**0.0000**		**0.0000**	**0.0000**	**0.0000**	**0.0000**	**0.0000**

Mitigated

	NaturalGas Use	ROG	NOx	CO	SO2	Fugitive PM10	Exhaust PM10	PM10 Total	Fugitive PM2.5	Exhaust PM2.5	PM2.5 Total	Bio- CO2	NBio- CO2	Total CO2	CH4	N2O	CO2e
Land Use	kBTU/yr	lb/day										lb/day					
Other Asphalt Surfaces	0	0.0000	0.0000	0.0000	0.0000		0.0000	0.0000		0.0000	0.0000		0.0000	0.0000	0.0000	0.0000	0.0000
Parking Lot	0	0.0000	0.0000	0.0000	0.0000		0.0000	0.0000		0.0000	0.0000		0.0000	0.0000	0.0000	0.0000	0.0000
Total		**0.0000**	**0.0000**	**0.0000**	**0.0000**		**0.0000**	**0.0000**		**0.0000**	**0.0000**		**0.0000**	**0.0000**	**0.0000**	**0.0000**	**0.0000**

6.0 Area Detail

6.1 Mitigation Measures Area

	ROG	NOx	CO	SO2	Fugitive PM10	Exhaust PM10	PM10 Total	Fugitive PM2.5	Exhaust PM2.5	PM2.5 Total	Bio- CO2	NBio- CO2	Total CO2	CH4	N2O	CO2e
Category	lb/day										lb/day					
Mitigated	0.2890	1.0500e-003	0.1142	1.0000e-005		4.1000e-004	4.1000e-004		4.1000e-004	4.1000e-004		0.2438	0.2438	6.5000e-004		0.2600
Unmitigated	0.2890	1.0500e-003	0.1142	1.0000e-005		4.1000e-004	4.1000e-004		4.1000e-004	4.1000e-004		0.2438	0.2438	6.5000e-004		0.2600

6.2 Area by SubCategory

Unmitigated

	ROG	NOx	CO	SO2	Fugitive PM10	Exhaust PM10	PM10 Total	Fugitive PM2.5	Exhaust PM2.5	PM2.5 Total	Bio- CO2	NBio- CO2	Total CO2	CH4	N2O	CO2e
SubCategory	lb/day										lb/day					
Architectural Coating	0.0493					0.0000	0.0000		0.0000	0.0000			0.0000			0.0000
Consumer Products	0.2290					0.0000	0.0000		0.0000	0.0000			0.0000			0.0000
Landscaping	0.0107	1.0500e-003	0.1142	1.0000e-005		4.1000e-004	4.1000e-004		4.1000e-004	4.1000e-004		0.2438	0.2438	6.5000e-004		0.2600
Total	**0.2890**	**1.0500e-003**	**0.1142**	**1.0000e-005**		**4.1000e-004**	**4.1000e-004**		**4.1000e-004**	**4.1000e-004**		**0.2438**	**0.2438**	**6.5000e-004**		**0.2600**

6.2 Area by SubCategory

Mitigated

	ROG	NOx	CO	SO2	Fugitive PM10	Exhaust PM10	PM10 Total	Fugitive PM2.5	Exhaust PM2.5	PM2.5 Total	Bio- CO2	NBio- CO2	Total CO2	CH4	N2O	CO2e
SubCategory	lb/day										lb/day					
Architectural Coating	0.0493					0.0000	0.0000		0.0000	0.0000			0.0000			0.0000
Consumer Products	0.2290					0.0000	0.0000		0.0000	0.0000			0.0000			0.0000
Landscaping	0.0107	1.0500e-003	0.1142	1.0000e-005		4.1000e-004	4.1000e-004		4.1000e-004	4.1000e-004		0.2438	0.2438	6.5000e-004		0.2600
Total	**0.2890**	**1.0500e-003**	**0.1142**	**1.0000e-005**		**4.1000e-004**	**4.1000e-004**		**4.1000e-004**	**4.1000e-004**		**0.2438**	**0.2438**	**6.5000e-004**		**0.2600**

7.0 Water Detail

7.1 Mitigation Measures Water

8.0 Waste Detail

8.1 Mitigation Measures Waste

9.0 Operational Offroad

Equipment Type	Number	Hours/Day	Days/Year	Horse Power	Load Factor	Fuel Type

10.0 Stationary Equipment

Fire Pumps and Emergency Generators

Equipment Type	Number	Hours/Day	Hours/Year	Horse Power	Load Factor	Fuel Type

Boilers

Equipment Type	Number	Heat Input/Day	Heat Input/Year	Boiler Rating	Fuel Type

User Defined Equipment

Equipment Type	Number

11.0 Vegetation

Katella Avenue - Amazon Option (Construciton - Unmitigated)

Orange County, Winter

1.0 Project Characteristics

1.1 Land Usage

Land Uses	Size	Metric	Lot Acreage	Floor Surface Area	Population
Other Asphalt Surfaces	335.03	1000sqft	7.69	335,028.00	0
Parking Lot	779.00	Space	7.15	311,600.00	0

1.2 Other Project Characteristics

Urbanization	Urban	**Wind Speed (m/s)**	2.2	**Precipitation Freq (Days)**	30
Climate Zone	8			**Operational Year**	2021
Utility Company	Southern California Edison				
CO2 Intensity (lb/MWhr)	702.44	**CH4 Intensity (lb/MWhr)**	0.029	**N2O Intensity (lb/MWhr)**	0.006

1.3 User Entered Comments & Non-Default Data

Katella Avenue - Amazon Option (Construciton - Unmitigated) - Orange County, Winter

Project Characteristics -

Land Use - Total Project Area (not including existing structures that will not be demolished) is approximately 14.84 acres.

Construction Phase - Construction Scheduled adjusted to meet the 2021 Opening Year.

Off-road Equipment - Hours are based on an 8-hour workday.

Off-road Equipment - Crawler Tractors used in lieu of Tractors/Loaders/Backhoes.

Off-road Equipment - Crawler Tractors used in lieu of Tractors/Loaders/Backhoes.

Off-road Equipment -

Off-road Equipment - Crawler Tractors used in lieu of Tractors/Loaders/Backhoes.

Demolition -

Grading - As a conservative measure, it is assumed that a maximum of 5 acres will be disturbed per day during Site Preparation and Grading activities.

Vehicle Trips - Construction Run Only.

Vehicle Emission Factors - EMFAC2017

Vehicle Emission Factors - EMFAC2017

Vehicle Emission Factors - EMFAC2017

Energy Use - Construction Run Only.

Construction Off-road Equipment Mitigation - Rule 403

Table Name	Column Name	Default Value	New Value
tblConstructionPhase	NumDays	20.00	40.00
tblConstructionPhase	NumDays	20.00	120.00
tblEnergyUse	LightingElect	0.35	0.00
tblGrading	AcresOfGrading	105.00	150.00
tblGrading	AcresOfGrading	20.00	50.00
tblGrading	MaterialImported	0.00	20,153.00
tblLandUse	LotAcreage	7.01	7.15
tblOffRoadEquipment	OffRoadEquipmentUnitAmount	2.00	0.00
tblOffRoadEquipment	OffRoadEquipmentUnitAmount	4.00	0.00

tblOffRoadEquipment	UsageHours	6.00	8.00
tblVehicleEF	HHD	0.63	0.03
tblVehicleEF	HHD	0.16	0.14
tblVehicleEF	HHD	0.08	1.0000e-006
tblVehicleEF	HHD	2.36	5.39
tblVehicleEF	HHD	1.29	0.84
tblVehicleEF	HHD	3.99	0.01
tblVehicleEF	HHD	4,116.44	1,057.87
tblVehicleEF	HHD	1,683.99	1,517.44
tblVehicleEF	HHD	12.64	0.09
tblVehicleEF	HHD	20.04	5.92
tblVehicleEF	HHD	3.96	3.93
tblVehicleEF	HHD	0.02	8.4880e-003
tblVehicleEF	HHD	0.06	0.06
tblVehicleEF	HHD	0.03	0.04
tblVehicleEF	HHD	0.02	0.05
tblVehicleEF	HHD	1.1600e-004	1.0000e-006
tblVehicleEF	HHD	0.02	8.1210e-003
tblVehicleEF	HHD	0.03	0.03
tblVehicleEF	HHD	8.6750e-003	8.7680e-003
tblVehicleEF	HHD	0.02	0.05
tblVehicleEF	HHD	1.0700e-004	1.0000e-006
tblVehicleEF	HHD	1.1800e-004	6.0000e-006
tblVehicleEF	HHD	4.9160e-003	2.4300e-004
tblVehicleEF	HHD	0.57	0.41
tblVehicleEF	HHD	8.9000e-005	4.0000e-006
tblVehicleEF	HHD	0.13	0.12

tblVehicleEF	HHD	4.6300e-004	1.1210e-003
tblVehicleEF	HHD	0.10	4.0000e-006
tblVehicleEF	HHD	0.04	9.6940e-003
tblVehicleEF	HHD	0.02	0.01
tblVehicleEF	HHD	1.9200e-004	1.0000e-006
tblVehicleEF	HHD	1.1800e-004	6.0000e-006
tblVehicleEF	HHD	4.9160e-003	2.4300e-004
tblVehicleEF	HHD	0.68	0.48
tblVehicleEF	HHD	8.9000e-005	4.0000e-006
tblVehicleEF	HHD	0.31	0.27
tblVehicleEF	HHD	4.6300e-004	1.1210e-003
tblVehicleEF	HHD	0.11	5.0000e-006
tblVehicleEF	HHD	0.59	0.03
tblVehicleEF	HHD	0.16	0.14
tblVehicleEF	HHD	0.08	1.0000e-006
tblVehicleEF	HHD	1.72	5.25
tblVehicleEF	HHD	1.30	0.84
tblVehicleEF	HHD	3.80	0.01
tblVehicleEF	HHD	4,359.67	1,057.02
tblVehicleEF	HHD	1,683.99	1,517.44
tblVehicleEF	HHD	12.64	0.09
tblVehicleEF	HHD	20.68	5.78
tblVehicleEF	HHD	3.75	3.72
tblVehicleEF	HHD	0.02	7.8070e-003
tblVehicleEF	HHD	0.06	0.06
tblVehicleEF	HHD	0.03	0.04
tblVehicleEF	HHD	0.02	0.05

tblVehicleEF	HHD	1.1600e-004	1.0000e-006
tblVehicleEF	HHD	0.02	7.4700e-003
tblVehicleEF	HHD	0.03	0.03
tblVehicleEF	HHD	8.6750e-003	8.7680e-003
tblVehicleEF	HHD	0.02	0.05
tblVehicleEF	HHD	1.0700e-004	1.0000e-006
tblVehicleEF	HHD	1.6900e-004	9.0000e-006
tblVehicleEF	HHD	5.0090e-003	2.4600e-004
tblVehicleEF	HHD	0.54	0.43
tblVehicleEF	HHD	1.2500e-004	6.0000e-006
tblVehicleEF	HHD	0.13	0.12
tblVehicleEF	HHD	4.4900e-004	1.1010e-003
tblVehicleEF	HHD	0.09	4.0000e-006
tblVehicleEF	HHD	0.04	9.6850e-003
tblVehicleEF	HHD	0.02	0.01
tblVehicleEF	HHD	1.8900e-004	1.0000e-006
tblVehicleEF	HHD	1.6900e-004	9.0000e-006
tblVehicleEF	HHD	5.0090e-003	2.4600e-004
tblVehicleEF	HHD	0.64	0.50
tblVehicleEF	HHD	1.2500e-004	6.0000e-006
tblVehicleEF	HHD	0.31	0.27
tblVehicleEF	HHD	4.4900e-004	1.1010e-003
tblVehicleEF	HHD	0.10	4.0000e-006
tblVehicleEF	HHD	0.68	0.02
tblVehicleEF	HHD	0.16	5.0360e-003
tblVehicleEF	HHD	0.08	1.0000e-006
tblVehicleEF	HHD	3.25	5.42

tblVehicleEF	HHD	1.29	0.46
tblVehicleEF	HHD	4.03	0.01
tblVehicleEF	HHD	3,780.54	1,027.42
tblVehicleEF	HHD	1,683.99	1,421.63
tblVehicleEF	HHD	12.64	0.09
tblVehicleEF	HHD	19.16	5.92
tblVehicleEF	HHD	3.89	3.78
tblVehicleEF	HHD	0.02	8.9820e-003
tblVehicleEF	HHD	0.06	0.06
tblVehicleEF	HHD	0.03	0.03
tblVehicleEF	HHD	0.02	0.05
tblVehicleEF	HHD	1.1600e-004	1.0000e-006
tblVehicleEF	HHD	0.02	8.5930e-003
tblVehicleEF	HHD	0.03	0.03
tblVehicleEF	HHD	8.6750e-003	8.5160e-003
tblVehicleEF	HHD	0.02	0.05
tblVehicleEF	HHD	1.0700e-004	1.0000e-006
tblVehicleEF	HHD	1.1700e-004	6.0000e-006
tblVehicleEF	HHD	5.3110e-003	2.7000e-004
tblVehicleEF	HHD	0.61	0.39
tblVehicleEF	HHD	9.0000e-005	4.0000e-006
tblVehicleEF	HHD	0.13	0.11
tblVehicleEF	HHD	5.0200e-004	1.1940e-003
tblVehicleEF	HHD	0.10	4.0000e-006
tblVehicleEF	HHD	0.03	9.7070e-003
tblVehicleEF	HHD	0.02	0.01
tblVehicleEF	HHD	1.9300e-004	1.0000e-006

tblVehicleEF	HHD	1.1700e-004	6.0000e-006
tblVehicleEF	HHD	5.3110e-003	2.7000e-004
tblVehicleEF	HHD	0.73	0.44
tblVehicleEF	HHD	9.0000e-005	4.0000e-006
tblVehicleEF	HHD	0.31	0.12
tblVehicleEF	HHD	5.0200e-004	1.1940e-003
tblVehicleEF	HHD	0.11	5.0000e-006
tblVehicleEF	LDA	4.3340e-003	2.6620e-003
tblVehicleEF	LDA	5.1760e-003	0.05
tblVehicleEF	LDA	0.58	0.68
tblVehicleEF	LDA	1.10	2.11
tblVehicleEF	LDA	263.86	265.52
tblVehicleEF	LDA	58.33	54.23
tblVehicleEF	LDA	0.05	0.04
tblVehicleEF	LDA	1.9130e-003	1.6720e-003
tblVehicleEF	LDA	2.2790e-003	1.9250e-003
tblVehicleEF	LDA	1.7630e-003	1.5400e-003
tblVehicleEF	LDA	2.0960e-003	1.7700e-003
tblVehicleEF	LDA	0.04	0.05
tblVehicleEF	LDA	0.09	0.10
tblVehicleEF	LDA	0.03	0.05
tblVehicleEF	LDA	0.01	0.01
tblVehicleEF	LDA	0.04	0.21
tblVehicleEF	LDA	0.07	0.23
tblVehicleEF	LDA	2.6420e-003	2.6270e-003
tblVehicleEF	LDA	6.0200e-004	5.3700e-004
tblVehicleEF	LDA	0.04	0.05

tblVehicleEF	LDA	0.09	0.10
tblVehicleEF	LDA	0.03	0.05
tblVehicleEF	LDA	0.02	0.01
tblVehicleEF	LDA	0.04	0.21
tblVehicleEF	LDA	0.08	0.25
tblVehicleEF	LDA	4.5760e-003	2.8320e-003
tblVehicleEF	LDA	4.6500e-003	0.05
tblVehicleEF	LDA	0.63	0.74
tblVehicleEF	LDA	0.95	1.82
tblVehicleEF	LDA	274.96	276.40
tblVehicleEF	LDA	58.33	53.69
tblVehicleEF	LDA	0.04	0.03
tblVehicleEF	LDA	1.9130e-003	1.6720e-003
tblVehicleEF	LDA	2.2790e-003	1.9250e-003
tblVehicleEF	LDA	1.7630e-003	1.5400e-003
tblVehicleEF	LDA	2.0960e-003	1.7700e-003
tblVehicleEF	LDA	0.05	0.07
tblVehicleEF	LDA	0.09	0.10
tblVehicleEF	LDA	0.05	0.07
tblVehicleEF	LDA	0.01	0.01
tblVehicleEF	LDA	0.04	0.19
tblVehicleEF	LDA	0.06	0.21
tblVehicleEF	LDA	2.7540e-003	2.7340e-003
tblVehicleEF	LDA	5.9900e-004	5.3100e-004
tblVehicleEF	LDA	0.05	0.07
tblVehicleEF	LDA	0.09	0.10
tblVehicleEF	LDA	0.05	0.07

tblVehicleEF	LDA	0.02	0.02
tblVehicleEF	LDA	0.04	0.19
tblVehicleEF	LDA	0.07	0.23
tblVehicleEF	LDA	4.2520e-003	2.6080e-003
tblVehicleEF	LDA	5.2830e-003	0.05
tblVehicleEF	LDA	0.56	0.65
tblVehicleEF	LDA	1.13	2.18
tblVehicleEF	LDA	259.76	261.50
tblVehicleEF	LDA	58.33	54.34
tblVehicleEF	LDA	0.05	0.04
tblVehicleEF	LDA	1.9130e-003	1.6720e-003
tblVehicleEF	LDA	2.2790e-003	1.9250e-003
tblVehicleEF	LDA	1.7630e-003	1.5400e-003
tblVehicleEF	LDA	2.0960e-003	1.7700e-003
tblVehicleEF	LDA	0.04	0.05
tblVehicleEF	LDA	0.10	0.10
tblVehicleEF	LDA	0.03	0.05
tblVehicleEF	LDA	0.01	0.01
tblVehicleEF	LDA	0.04	0.23
tblVehicleEF	LDA	0.07	0.23
tblVehicleEF	LDA	2.6010e-003	2.5870e-003
tblVehicleEF	LDA	6.0200e-004	5.3800e-004
tblVehicleEF	LDA	0.04	0.05
tblVehicleEF	LDA	0.10	0.10
tblVehicleEF	LDA	0.03	0.05
tblVehicleEF	LDA	0.02	0.01
tblVehicleEF	LDA	0.04	0.23

tblVehicleEF	LDA	0.08	0.26
tblVehicleEF	LDT1	9.9920e-003	6.2080e-003
tblVehicleEF	LDT1	0.01	0.07
tblVehicleEF	LDT1	1.19	1.26
tblVehicleEF	LDT1	2.74	2.32
tblVehicleEF	LDT1	324.21	313.05
tblVehicleEF	LDT1	71.81	65.11
tblVehicleEF	LDT1	0.11	0.10
tblVehicleEF	LDT1	2.5570e-003	2.3060e-003
tblVehicleEF	LDT1	3.2780e-003	2.6450e-003
tblVehicleEF	LDT1	2.3530e-003	2.1220e-003
tblVehicleEF	LDT1	3.0150e-003	2.4330e-003
tblVehicleEF	LDT1	0.12	0.12
tblVehicleEF	LDT1	0.25	0.19
tblVehicleEF	LDT1	0.10	0.11
tblVehicleEF	LDT1	0.02	0.03
tblVehicleEF	LDT1	0.16	0.66
tblVehicleEF	LDT1	0.19	0.36
tblVehicleEF	LDT1	3.2560e-003	3.0980e-003
tblVehicleEF	LDT1	7.6600e-004	6.4400e-004
tblVehicleEF	LDT1	0.12	0.12
tblVehicleEF	LDT1	0.25	0.19
tblVehicleEF	LDT1	0.10	0.11
tblVehicleEF	LDT1	0.04	0.04
tblVehicleEF	LDT1	0.16	0.66
tblVehicleEF	LDT1	0.21	0.40
tblVehicleEF	LDT1	0.01	6.5570e-003

tblVehicleEF	LDT1	0.01	0.07
tblVehicleEF	LDT1	1.28	1.36
tblVehicleEF	LDT1	2.36	2.00
tblVehicleEF	LDT1	337.31	324.18
tblVehicleEF	LDT1	71.81	64.47
tblVehicleEF	LDT1	0.10	0.09
tblVehicleEF	LDT1	2.5570e-003	2.3060e-003
tblVehicleEF	LDT1	3.2780e-003	2.6450e-003
tblVehicleEF	LDT1	2.3530e-003	2.1220e-003
tblVehicleEF	LDT1	3.0150e-003	2.4330e-003
tblVehicleEF	LDT1	0.17	0.18
tblVehicleEF	LDT1	0.26	0.20
tblVehicleEF	LDT1	0.14	0.15
tblVehicleEF	LDT1	0.03	0.03
tblVehicleEF	LDT1	0.14	0.61
tblVehicleEF	LDT1	0.17	0.32
tblVehicleEF	LDT1	3.3880e-003	3.2080e-003
tblVehicleEF	LDT1	7.5900e-004	6.3800e-004
tblVehicleEF	LDT1	0.17	0.18
tblVehicleEF	LDT1	0.26	0.20
tblVehicleEF	LDT1	0.14	0.15
tblVehicleEF	LDT1	0.04	0.04
tblVehicleEF	LDT1	0.14	0.61
tblVehicleEF	LDT1	0.19	0.36
tblVehicleEF	LDT1	9.8200e-003	6.0950e-003
tblVehicleEF	LDT1	0.01	0.07
tblVehicleEF	LDT1	1.16	1.22

tblVehicleEF	LDT1	2.82	2.40
tblVehicleEF	LDT1	319.38	308.94
tblVehicleEF	LDT1	71.81	65.25
tblVehicleEF	LDT1	0.11	0.10
tblVehicleEF	LDT1	2.5570e-003	2.3060e-003
tblVehicleEF	LDT1	3.2780e-003	2.6450e-003
tblVehicleEF	LDT1	2.3530e-003	2.1220e-003
tblVehicleEF	LDT1	3.0150e-003	2.4330e-003
tblVehicleEF	LDT1	0.12	0.13
tblVehicleEF	LDT1	0.29	0.22
tblVehicleEF	LDT1	0.10	0.11
tblVehicleEF	LDT1	0.02	0.03
tblVehicleEF	LDT1	0.18	0.78
tblVehicleEF	LDT1	0.19	0.37
tblVehicleEF	LDT1	3.2070e-003	3.0570e-003
tblVehicleEF	LDT1	7.6700e-004	6.4600e-004
tblVehicleEF	LDT1	0.12	0.13
tblVehicleEF	LDT1	0.29	0.22
tblVehicleEF	LDT1	0.10	0.11
tblVehicleEF	LDT1	0.04	0.04
tblVehicleEF	LDT1	0.18	0.78
tblVehicleEF	LDT1	0.21	0.41
tblVehicleEF	LDT2	5.7840e-003	4.0560e-003
tblVehicleEF	LDT2	6.6620e-003	0.07
tblVehicleEF	LDT2	0.74	0.91
tblVehicleEF	LDT2	1.41	2.69
tblVehicleEF	LDT2	369.26	341.01

tblVehicleEF	LDT2	81.71	71.31
tblVehicleEF	LDT2	0.07	0.07
tblVehicleEF	LDT2	1.8090e-003	1.6370e-003
tblVehicleEF	LDT2	2.1990e-003	1.8210e-003
tblVehicleEF	LDT2	1.6640e-003	1.5060e-003
tblVehicleEF	LDT2	2.0220e-003	1.6740e-003
tblVehicleEF	LDT2	0.05	0.07
tblVehicleEF	LDT2	0.11	0.12
tblVehicleEF	LDT2	0.05	0.08
tblVehicleEF	LDT2	0.01	0.02
tblVehicleEF	LDT2	0.06	0.39
tblVehicleEF	LDT2	0.09	0.32
tblVehicleEF	LDT2	3.6980e-003	3.3740e-003
tblVehicleEF	LDT2	8.4100e-004	7.0600e-004
tblVehicleEF	LDT2	0.05	0.07
tblVehicleEF	LDT2	0.11	0.12
tblVehicleEF	LDT2	0.05	0.08
tblVehicleEF	LDT2	0.02	0.02
tblVehicleEF	LDT2	0.06	0.39
tblVehicleEF	LDT2	0.10	0.35
tblVehicleEF	LDT2	6.1050e-003	4.3050e-003
tblVehicleEF	LDT2	5.9960e-003	0.06
tblVehicleEF	LDT2	0.80	0.99
tblVehicleEF	LDT2	1.22	2.32
tblVehicleEF	LDT2	384.42	352.00
tblVehicleEF	LDT2	81.71	70.61
tblVehicleEF	LDT2	0.06	0.06

tblVehicleEF	LDT2	1.8090e-003	1.6370e-003
tblVehicleEF	LDT2	2.1990e-003	1.8210e-003
tblVehicleEF	LDT2	1.6640e-003	1.5060e-003
tblVehicleEF	LDT2	2.0220e-003	1.6740e-003
tblVehicleEF	LDT2	0.07	0.11
tblVehicleEF	LDT2	0.11	0.13
tblVehicleEF	LDT2	0.07	0.10
tblVehicleEF	LDT2	0.02	0.02
tblVehicleEF	LDT2	0.05	0.36
tblVehicleEF	LDT2	0.08	0.29
tblVehicleEF	LDT2	3.8500e-003	3.4820e-003
tblVehicleEF	LDT2	8.3800e-004	6.9900e-004
tblVehicleEF	LDT2	0.07	0.11
tblVehicleEF	LDT2	0.11	0.13
tblVehicleEF	LDT2	0.07	0.10
tblVehicleEF	LDT2	0.02	0.02
tblVehicleEF	LDT2	0.05	0.36
tblVehicleEF	LDT2	0.09	0.31
tblVehicleEF	LDT2	5.6750e-003	3.9780e-003
tblVehicleEF	LDT2	6.7990e-003	0.07
tblVehicleEF	LDT2	0.72	0.88
tblVehicleEF	LDT2	1.45	2.77
tblVehicleEF	LDT2	363.66	336.95
tblVehicleEF	LDT2	81.71	71.46
tblVehicleEF	LDT2	0.07	0.07
tblVehicleEF	LDT2	1.8090e-003	1.6370e-003
tblVehicleEF	LDT2	2.1990e-003	1.8210e-003

tblVehicleEF	LDT2	1.6640e-003	1.5060e-003
tblVehicleEF	LDT2	2.0220e-003	1.6740e-003
tblVehicleEF	LDT2	0.04	0.07
tblVehicleEF	LDT2	0.11	0.13
tblVehicleEF	LDT2	0.05	0.08
tblVehicleEF	LDT2	0.01	0.02
tblVehicleEF	LDT2	0.07	0.46
tblVehicleEF	LDT2	0.09	0.33
tblVehicleEF	LDT2	3.6420e-003	3.3340e-003
tblVehicleEF	LDT2	8.4100e-004	7.0700e-004
tblVehicleEF	LDT2	0.04	0.07
tblVehicleEF	LDT2	0.11	0.13
tblVehicleEF	LDT2	0.05	0.08
tblVehicleEF	LDT2	0.02	0.02
tblVehicleEF	LDT2	0.07	0.46
tblVehicleEF	LDT2	0.10	0.36
tblVehicleEF	LHD1	5.7990e-003	5.8180e-003
tblVehicleEF	LHD1	0.01	5.0100e-003
tblVehicleEF	LHD1	0.02	0.02
tblVehicleEF	LHD1	0.15	0.19
tblVehicleEF	LHD1	0.78	0.57
tblVehicleEF	LHD1	2.55	1.09
tblVehicleEF	LHD1	9.03	9.05
tblVehicleEF	LHD1	603.73	667.72
tblVehicleEF	LHD1	33.13	12.41
tblVehicleEF	LHD1	0.08	0.06
tblVehicleEF	LHD1	1.27	0.81

tblVehicleEF	LHD1	8.6000e-004	7.5600e-004
tblVehicleEF	LHD1	0.01	9.6460e-003
tblVehicleEF	LHD1	0.01	7.2150e-003
tblVehicleEF	LHD1	9.1700e-004	2.5500e-004
tblVehicleEF	LHD1	8.2300e-004	7.2300e-004
tblVehicleEF	LHD1	2.5110e-003	2.4120e-003
tblVehicleEF	LHD1	9.9290e-003	6.8770e-003
tblVehicleEF	LHD1	8.4300e-004	2.3500e-004
tblVehicleEF	LHD1	2.8210e-003	2.2570e-003
tblVehicleEF	LHD1	0.10	0.07
tblVehicleEF	LHD1	0.02	0.02
tblVehicleEF	LHD1	1.7870e-003	1.4220e-003
tblVehicleEF	LHD1	0.06	0.05
tblVehicleEF	LHD1	0.28	0.47
tblVehicleEF	LHD1	0.27	0.08
tblVehicleEF	LHD1	9.1000e-005	8.8000e-005
tblVehicleEF	LHD1	5.9280e-003	6.5210e-003
tblVehicleEF	LHD1	3.7900e-004	1.2300e-004
tblVehicleEF	LHD1	2.8210e-003	2.2570e-003
tblVehicleEF	LHD1	0.10	0.07
tblVehicleEF	LHD1	0.02	0.03
tblVehicleEF	LHD1	1.7870e-003	1.4220e-003
tblVehicleEF	LHD1	0.08	0.06
tblVehicleEF	LHD1	0.28	0.47
tblVehicleEF	LHD1	0.29	0.09
tblVehicleEF	LHD1	5.7990e-003	5.8300e-003
tblVehicleEF	LHD1	0.01	5.0980e-003

tblVehicleEF	LHD1	0.02	0.02
tblVehicleEF	LHD1	0.15	0.19
tblVehicleEF	LHD1	0.79	0.58
tblVehicleEF	LHD1	2.44	1.04
tblVehicleEF	LHD1	9.03	9.05
tblVehicleEF	LHD1	603.73	667.74
tblVehicleEF	LHD1	33.13	12.33
tblVehicleEF	LHD1	0.08	0.06
tblVehicleEF	LHD1	1.19	0.76
tblVehicleEF	LHD1	8.6000e-004	7.5600e-004
tblVehicleEF	LHD1	0.01	9.6460e-003
tblVehicleEF	LHD1	0.01	7.2150e-003
tblVehicleEF	LHD1	9.1700e-004	2.5500e-004
tblVehicleEF	LHD1	8.2300e-004	7.2300e-004
tblVehicleEF	LHD1	2.5110e-003	2.4120e-003
tblVehicleEF	LHD1	9.9290e-003	6.8770e-003
tblVehicleEF	LHD1	8.4300e-004	2.3500e-004
tblVehicleEF	LHD1	3.9390e-003	3.1600e-003
tblVehicleEF	LHD1	0.10	0.07
tblVehicleEF	LHD1	0.02	0.02
tblVehicleEF	LHD1	2.4300e-003	1.9450e-003
tblVehicleEF	LHD1	0.06	0.05
tblVehicleEF	LHD1	0.27	0.45
tblVehicleEF	LHD1	0.26	0.08
tblVehicleEF	LHD1	9.1000e-005	8.8000e-005
tblVehicleEF	LHD1	5.9280e-003	6.5210e-003
tblVehicleEF	LHD1	3.7700e-004	1.2200e-004

tblVehicleEF	LHD1	3.9390e-003	3.1600e-003
tblVehicleEF	LHD1	0.10	0.07
tblVehicleEF	LHD1	0.02	0.03
tblVehicleEF	LHD1	2.4300e-003	1.9450e-003
tblVehicleEF	LHD1	0.08	0.06
tblVehicleEF	LHD1	0.27	0.45
tblVehicleEF	LHD1	0.28	0.08
tblVehicleEF	LHD1	5.7990e-003	5.8160e-003
tblVehicleEF	LHD1	0.01	4.9860e-003
tblVehicleEF	LHD1	0.02	0.02
tblVehicleEF	LHD1	0.15	0.19
tblVehicleEF	LHD1	0.77	0.57
tblVehicleEF	LHD1	2.56	1.09
tblVehicleEF	LHD1	9.03	9.05
tblVehicleEF	LHD1	603.73	667.72
tblVehicleEF	LHD1	33.13	12.42
tblVehicleEF	LHD1	0.08	0.06
tblVehicleEF	LHD1	1.24	0.80
tblVehicleEF	LHD1	8.6000e-004	7.5600e-004
tblVehicleEF	LHD1	0.01	9.6460e-003
tblVehicleEF	LHD1	0.01	7.2150e-003
tblVehicleEF	LHD1	9.1700e-004	2.5500e-004
tblVehicleEF	LHD1	8.2300e-004	7.2300e-004
tblVehicleEF	LHD1	2.5110e-003	2.4120e-003
tblVehicleEF	LHD1	9.9290e-003	6.8770e-003
tblVehicleEF	LHD1	8.4300e-004	2.3500e-004
tblVehicleEF	LHD1	2.9400e-003	2.3610e-003

tblVehicleEF	LHD1	0.11	0.08
tblVehicleEF	LHD1	0.02	0.02
tblVehicleEF	LHD1	1.8110e-003	1.4460e-003
tblVehicleEF	LHD1	0.06	0.05
tblVehicleEF	LHD1	0.30	0.50
tblVehicleEF	LHD1	0.27	0.08
tblVehicleEF	LHD1	9.1000e-005	8.8000e-005
tblVehicleEF	LHD1	5.9280e-003	6.5210e-003
tblVehicleEF	LHD1	3.8000e-004	1.2300e-004
tblVehicleEF	LHD1	2.9400e-003	2.3610e-003
tblVehicleEF	LHD1	0.11	0.08
tblVehicleEF	LHD1	0.02	0.03
tblVehicleEF	LHD1	1.8110e-003	1.4460e-003
tblVehicleEF	LHD1	0.08	0.06
tblVehicleEF	LHD1	0.30	0.50
tblVehicleEF	LHD1	0.29	0.09
tblVehicleEF	LHD2	4.2890e-003	4.2530e-003
tblVehicleEF	LHD2	4.2710e-003	3.6630e-003
tblVehicleEF	LHD2	9.4470e-003	0.01
tblVehicleEF	LHD2	0.13	0.16
tblVehicleEF	LHD2	0.36	0.41
tblVehicleEF	LHD2	1.38	0.76
tblVehicleEF	LHD2	13.67	13.61
tblVehicleEF	LHD2	619.08	679.10
tblVehicleEF	LHD2	28.46	10.01
tblVehicleEF	LHD2	0.10	0.09
tblVehicleEF	LHD2	0.87	0.94

tblVehicleEF	LHD2	1.1890e-003	1.1970e-003
tblVehicleEF	LHD2	0.01	0.01
tblVehicleEF	LHD2	9.7400e-003	0.01
tblVehicleEF	LHD2	4.6100e-004	1.4900e-004
tblVehicleEF	LHD2	1.1370e-003	1.1460e-003
tblVehicleEF	LHD2	2.6460e-003	2.6120e-003
tblVehicleEF	LHD2	9.3060e-003	9.6640e-003
tblVehicleEF	LHD2	4.2300e-004	1.3700e-004
tblVehicleEF	LHD2	1.1610e-003	1.4570e-003
tblVehicleEF	LHD2	0.04	0.05
tblVehicleEF	LHD2	0.02	0.02
tblVehicleEF	LHD2	7.7900e-004	9.3400e-004
tblVehicleEF	LHD2	0.05	0.05
tblVehicleEF	LHD2	0.09	0.30
tblVehicleEF	LHD2	0.13	0.06
tblVehicleEF	LHD2	1.3400e-004	1.3100e-004
tblVehicleEF	LHD2	6.0340e-003	6.5780e-003
tblVehicleEF	LHD2	3.1000e-004	9.9000e-005
tblVehicleEF	LHD2	1.1610e-003	1.4570e-003
tblVehicleEF	LHD2	0.04	0.05
tblVehicleEF	LHD2	0.02	0.03
tblVehicleEF	LHD2	7.7900e-004	9.3400e-004
tblVehicleEF	LHD2	0.05	0.06
tblVehicleEF	LHD2	0.09	0.30
tblVehicleEF	LHD2	0.14	0.06
tblVehicleEF	LHD2	4.2890e-003	4.2620e-003
tblVehicleEF	LHD2	4.3220e-003	3.7010e-003

tblVehicleEF	LHD2	9.1410e-003	0.01
tblVehicleEF	LHD2	0.13	0.16
tblVehicleEF	LHD2	0.37	0.41
tblVehicleEF	LHD2	1.32	0.73
tblVehicleEF	LHD2	13.67	13.61
tblVehicleEF	LHD2	619.08	679.11
tblVehicleEF	LHD2	28.46	9.96
tblVehicleEF	LHD2	0.10	0.09
tblVehicleEF	LHD2	0.82	0.88
tblVehicleEF	LHD2	1.1890e-003	1.1970e-003
tblVehicleEF	LHD2	0.01	0.01
tblVehicleEF	LHD2	9.7400e-003	0.01
tblVehicleEF	LHD2	4.6100e-004	1.4900e-004
tblVehicleEF	LHD2	1.1370e-003	1.1460e-003
tblVehicleEF	LHD2	2.6460e-003	2.6120e-003
tblVehicleEF	LHD2	9.3060e-003	9.6640e-003
tblVehicleEF	LHD2	4.2300e-004	1.3700e-004
tblVehicleEF	LHD2	1.6270e-003	2.0410e-003
tblVehicleEF	LHD2	0.04	0.05
tblVehicleEF	LHD2	0.02	0.02
tblVehicleEF	LHD2	1.0610e-003	1.2770e-003
tblVehicleEF	LHD2	0.05	0.05
tblVehicleEF	LHD2	0.08	0.29
tblVehicleEF	LHD2	0.12	0.05
tblVehicleEF	LHD2	1.3400e-004	1.3100e-004
tblVehicleEF	LHD2	6.0340e-003	6.5780e-003
tblVehicleEF	LHD2	3.0900e-004	9.9000e-005

tblVehicleEF	LHD2	1.6270e-003	2.0410e-003
tblVehicleEF	LHD2	0.04	0.05
tblVehicleEF	LHD2	0.02	0.03
tblVehicleEF	LHD2	1.0610e-003	1.2770e-003
tblVehicleEF	LHD2	0.05	0.06
tblVehicleEF	LHD2	0.08	0.29
tblVehicleEF	LHD2	0.13	0.06
tblVehicleEF	LHD2	4.2890e-003	4.2510e-003
tblVehicleEF	LHD2	4.2570e-003	3.6530e-003
tblVehicleEF	LHD2	9.5090e-003	0.01
tblVehicleEF	LHD2	0.13	0.16
tblVehicleEF	LHD2	0.36	0.41
tblVehicleEF	LHD2	1.38	0.76
tblVehicleEF	LHD2	13.67	13.61
tblVehicleEF	LHD2	619.08	679.10
tblVehicleEF	LHD2	28.46	10.02
tblVehicleEF	LHD2	0.10	0.09
tblVehicleEF	LHD2	0.85	0.92
tblVehicleEF	LHD2	1.1890e-003	1.1970e-003
tblVehicleEF	LHD2	0.01	0.01
tblVehicleEF	LHD2	9.7400e-003	0.01
tblVehicleEF	LHD2	4.6100e-004	1.4900e-004
tblVehicleEF	LHD2	1.1370e-003	1.1460e-003
tblVehicleEF	LHD2	2.6460e-003	2.6120e-003
tblVehicleEF	LHD2	9.3060e-003	9.6640e-003
tblVehicleEF	LHD2	4.2300e-004	1.3700e-004
tblVehicleEF	LHD2	1.1810e-003	1.5020e-003

tblVehicleEF	LHD2	0.04	0.06
tblVehicleEF	LHD2	0.02	0.02
tblVehicleEF	LHD2	7.7800e-004	9.3300e-004
tblVehicleEF	LHD2	0.05	0.05
tblVehicleEF	LHD2	0.10	0.33
tblVehicleEF	LHD2	0.13	0.06
tblVehicleEF	LHD2	1.3400e-004	1.3100e-004
tblVehicleEF	LHD2	6.0340e-003	6.5780e-003
tblVehicleEF	LHD2	3.1000e-004	9.9000e-005
tblVehicleEF	LHD2	1.1810e-003	1.5020e-003
tblVehicleEF	LHD2	0.04	0.06
tblVehicleEF	LHD2	0.02	0.03
tblVehicleEF	LHD2	7.7800e-004	9.3300e-004
tblVehicleEF	LHD2	0.05	0.06
tblVehicleEF	LHD2	0.10	0.33
tblVehicleEF	LHD2	0.14	0.06
tblVehicleEF	MCY	0.48	0.35
tblVehicleEF	MCY	0.15	0.24
tblVehicleEF	MCY	18.61	18.90
tblVehicleEF	MCY	9.56	8.43
tblVehicleEF	MCY	177.57	214.49
tblVehicleEF	MCY	45.30	60.11
tblVehicleEF	MCY	1.12	1.12
tblVehicleEF	MCY	2.1370e-003	2.1160e-003
tblVehicleEF	MCY	3.9240e-003	3.2680e-003
tblVehicleEF	MCY	1.9990e-003	1.9800e-003
tblVehicleEF	MCY	3.7000e-003	3.0810e-003

tblVehicleEF	MCY	1.13	1.16
tblVehicleEF	MCY	0.69	0.72
tblVehicleEF	MCY	0.71	0.72
tblVehicleEF	MCY	2.38	2.40
tblVehicleEF	MCY	0.65	2.07
tblVehicleEF	MCY	2.05	1.82
tblVehicleEF	MCY	2.1510e-003	2.1230e-003
tblVehicleEF	MCY	6.7000e-004	5.9500e-004
tblVehicleEF	MCY	1.13	1.16
tblVehicleEF	MCY	0.69	0.72
tblVehicleEF	MCY	0.71	0.72
tblVehicleEF	MCY	2.95	2.97
tblVehicleEF	MCY	0.65	2.07
tblVehicleEF	MCY	2.24	1.98
tblVehicleEF	MCY	0.47	0.35
tblVehicleEF	MCY	0.14	0.21
tblVehicleEF	MCY	17.91	18.17
tblVehicleEF	MCY	8.81	7.74
tblVehicleEF	MCY	177.57	213.12
tblVehicleEF	MCY	45.30	58.36
tblVehicleEF	MCY	0.98	0.98
tblVehicleEF	MCY	2.1370e-003	2.1160e-003
tblVehicleEF	MCY	3.9240e-003	3.2680e-003
tblVehicleEF	MCY	1.9990e-003	1.9800e-003
tblVehicleEF	MCY	3.7000e-003	3.0810e-003
tblVehicleEF	MCY	1.71	1.74
tblVehicleEF	MCY	0.73	0.76

tblVehicleEF	MCY	1.12	1.14
tblVehicleEF	MCY	2.33	2.34
tblVehicleEF	MCY	0.61	1.94
tblVehicleEF	MCY	1.85	1.62
tblVehicleEF	MCY	2.1380e-003	2.1090e-003
tblVehicleEF	MCY	6.5100e-004	5.7700e-004
tblVehicleEF	MCY	1.71	1.74
tblVehicleEF	MCY	0.73	0.76
tblVehicleEF	MCY	1.12	1.14
tblVehicleEF	MCY	2.89	2.90
tblVehicleEF	MCY	0.61	1.94
tblVehicleEF	MCY	2.01	1.77
tblVehicleEF	MCY	0.48	0.35
tblVehicleEF	MCY	0.15	0.24
tblVehicleEF	MCY	18.72	19.01
tblVehicleEF	MCY	9.67	8.55
tblVehicleEF	MCY	177.57	214.70
tblVehicleEF	MCY	45.30	60.42
tblVehicleEF	MCY	1.09	1.09
tblVehicleEF	MCY	2.1370e-003	2.1160e-003
tblVehicleEF	MCY	3.9240e-003	3.2680e-003
tblVehicleEF	MCY	1.9990e-003	1.9800e-003
tblVehicleEF	MCY	3.7000e-003	3.0810e-003
tblVehicleEF	MCY	1.26	1.28
tblVehicleEF	MCY	0.89	0.92
tblVehicleEF	MCY	0.75	0.76
tblVehicleEF	MCY	2.39	2.41

tblVehicleEF	MCY	0.75	2.38
tblVehicleEF	MCY	2.09	1.86
tblVehicleEF	MCY	2.1530e-003	2.1250e-003
tblVehicleEF	MCY	6.7300e-004	5.9800e-004
tblVehicleEF	MCY	1.26	1.28
tblVehicleEF	MCY	0.89	0.92
tblVehicleEF	MCY	0.75	0.76
tblVehicleEF	MCY	2.97	2.98
tblVehicleEF	MCY	0.75	2.38
tblVehicleEF	MCY	2.28	2.02
tblVehicleEF	MDV	0.01	5.6010e-003
tblVehicleEF	MDV	0.01	0.08
tblVehicleEF	MDV	1.26	1.12
tblVehicleEF	MDV	2.62	3.12
tblVehicleEF	MDV	500.02	420.73
tblVehicleEF	MDV	108.15	86.72
tblVehicleEF	MDV	0.14	0.10
tblVehicleEF	MDV	1.9190e-003	1.7850e-003
tblVehicleEF	MDV	2.3090e-003	1.9840e-003
tblVehicleEF	MDV	1.7700e-003	1.6470e-003
tblVehicleEF	MDV	2.1250e-003	1.8250e-003
tblVehicleEF	MDV	0.07	0.08
tblVehicleEF	MDV	0.16	0.14
tblVehicleEF	MDV	0.07	0.09
tblVehicleEF	MDV	0.03	0.02
tblVehicleEF	MDV	0.10	0.42
tblVehicleEF	MDV	0.20	0.41

tblVehicleEF	MDV	5.0080e-003	4.1600e-003
tblVehicleEF	MDV	1.1270e-003	8.5800e-004
tblVehicleEF	MDV	0.07	0.08
tblVehicleEF	MDV	0.16	0.14
tblVehicleEF	MDV	0.07	0.09
tblVehicleEF	MDV	0.04	0.03
tblVehicleEF	MDV	0.10	0.42
tblVehicleEF	MDV	0.22	0.45
tblVehicleEF	MDV	0.01	5.9080e-003
tblVehicleEF	MDV	0.01	0.08
tblVehicleEF	MDV	1.36	1.20
tblVehicleEF	MDV	2.27	2.69
tblVehicleEF	MDV	519.96	432.28
tblVehicleEF	MDV	108.15	85.89
tblVehicleEF	MDV	0.12	0.09
tblVehicleEF	MDV	1.9190e-003	1.7850e-003
tblVehicleEF	MDV	2.3090e-003	1.9840e-003
tblVehicleEF	MDV	1.7700e-003	1.6470e-003
tblVehicleEF	MDV	2.1250e-003	1.8250e-003
tblVehicleEF	MDV	0.10	0.12
tblVehicleEF	MDV	0.16	0.14
tblVehicleEF	MDV	0.10	0.12
tblVehicleEF	MDV	0.03	0.03
tblVehicleEF	MDV	0.09	0.39
tblVehicleEF	MDV	0.18	0.37
tblVehicleEF	MDV	5.2090e-003	4.2740e-003
tblVehicleEF	MDV	1.1210e-003	8.5000e-004

tblVehicleEF	MDV	0.10	0.12
tblVehicleEF	MDV	0.16	0.14
tblVehicleEF	MDV	0.10	0.12
tblVehicleEF	MDV	0.05	0.04
tblVehicleEF	MDV	0.09	0.39
tblVehicleEF	MDV	0.20	0.40
tblVehicleEF	MDV	0.01	5.5000e-003
tblVehicleEF	MDV	0.02	0.09
tblVehicleEF	MDV	1.23	1.08
tblVehicleEF	MDV	2.69	3.21
tblVehicleEF	MDV	492.66	416.47
tblVehicleEF	MDV	108.15	86.90
tblVehicleEF	MDV	0.13	0.10
tblVehicleEF	MDV	1.9190e-003	1.7850e-003
tblVehicleEF	MDV	2.3090e-003	1.9840e-003
tblVehicleEF	MDV	1.7700e-003	1.6470e-003
tblVehicleEF	MDV	2.1250e-003	1.8250e-003
tblVehicleEF	MDV	0.06	0.08
tblVehicleEF	MDV	0.17	0.15
tblVehicleEF	MDV	0.07	0.09
tblVehicleEF	MDV	0.03	0.02
tblVehicleEF	MDV	0.11	0.49
tblVehicleEF	MDV	0.20	0.42
tblVehicleEF	MDV	4.9340e-003	4.1170e-003
tblVehicleEF	MDV	1.1290e-003	8.6000e-004
tblVehicleEF	MDV	0.06	0.08
tblVehicleEF	MDV	0.17	0.15

tblVehicleEF	MDV	0.07	0.09
tblVehicleEF	MDV	0.04	0.03
tblVehicleEF	MDV	0.11	0.49
tblVehicleEF	MDV	0.22	0.46
tblVehicleEF	MH	0.03	3.3600e-003
tblVehicleEF	MH	0.02	0.00
tblVehicleEF	MH	2.15	0.31
tblVehicleEF	MH	5.50	0.00
tblVehicleEF	MH	1,108.90	981.53
tblVehicleEF	MH	57.43	0.00
tblVehicleEF	MH	1.43	3.91
tblVehicleEF	MH	0.01	0.02
tblVehicleEF	MH	0.03	0.10
tblVehicleEF	MH	1.0490e-003	0.00
tblVehicleEF	MH	3.2420e-003	4.0000e-003
tblVehicleEF	MH	0.03	0.09
tblVehicleEF	MH	9.6500e-004	0.00
tblVehicleEF	MH	0.95	0.00
tblVehicleEF	MH	0.07	0.00
tblVehicleEF	MH	0.41	0.00
tblVehicleEF	MH	0.09	0.07
tblVehicleEF	MH	0.02	0.00
tblVehicleEF	MH	0.32	0.00
tblVehicleEF	MH	0.01	9.2790e-003
tblVehicleEF	MH	6.7000e-004	0.00
tblVehicleEF	MH	0.95	0.00
tblVehicleEF	MH	0.07	0.00

tblVehicleEF	MH	0.41	0.00
tblVehicleEF	MH	0.12	0.08
tblVehicleEF	MH	0.02	0.00
tblVehicleEF	MH	0.35	0.00
tblVehicleEF	MH	0.03	3.3600e-003
tblVehicleEF	MH	0.02	0.00
tblVehicleEF	MH	2.21	0.31
tblVehicleEF	MH	5.21	0.00
tblVehicleEF	MH	1,108.90	981.53
tblVehicleEF	MH	57.43	0.00
tblVehicleEF	MH	1.33	3.70
tblVehicleEF	MH	0.01	0.02
tblVehicleEF	MH	0.03	0.10
tblVehicleEF	MH	1.0490e-003	0.00
tblVehicleEF	MH	3.2420e-003	4.0000e-003
tblVehicleEF	MH	0.03	0.09
tblVehicleEF	MH	9.6500e-004	0.00
tblVehicleEF	MH	1.28	0.00
tblVehicleEF	MH	0.07	0.00
tblVehicleEF	MH	0.56	0.00
tblVehicleEF	MH	0.09	0.07
tblVehicleEF	MH	0.02	0.00
tblVehicleEF	MH	0.31	0.00
tblVehicleEF	MH	0.01	9.2790e-003
tblVehicleEF	MH	6.6500e-004	0.00
tblVehicleEF	MH	1.28	0.00
tblVehicleEF	MH	0.07	0.00

tblVehicleEF	MH	0.56	0.00
tblVehicleEF	MH	0.12	0.08
tblVehicleEF	MH	0.02	0.00
tblVehicleEF	MH	0.34	0.00
tblVehicleEF	MH	0.03	3.3600e-003
tblVehicleEF	MH	0.02	0.00
tblVehicleEF	MH	2.13	0.31
tblVehicleEF	MH	5.54	0.00
tblVehicleEF	MH	1,108.90	981.53
tblVehicleEF	MH	57.43	0.00
tblVehicleEF	MH	1.40	3.84
tblVehicleEF	MH	0.01	0.02
tblVehicleEF	MH	0.03	0.10
tblVehicleEF	MH	1.0490e-003	0.00
tblVehicleEF	MH	3.2420e-003	4.0000e-003
tblVehicleEF	MH	0.03	0.09
tblVehicleEF	MH	9.6500e-004	0.00
tblVehicleEF	MH	1.05	0.00
tblVehicleEF	MH	0.08	0.00
tblVehicleEF	MH	0.43	0.00
tblVehicleEF	MH	0.09	0.07
tblVehicleEF	MH	0.02	0.00
tblVehicleEF	MH	0.32	0.00
tblVehicleEF	MH	0.01	9.2790e-003
tblVehicleEF	MH	6.7100e-004	0.00
tblVehicleEF	MH	1.05	0.00
tblVehicleEF	MH	0.08	0.00

tblVehicleEF	MH	0.43	0.00
tblVehicleEF	MH	0.12	0.08
tblVehicleEF	MH	0.02	0.00
tblVehicleEF	MH	0.35	0.00
tblVehicleEF	MHD	0.02	4.9130e-003
tblVehicleEF	MHD	4.2090e-003	5.6110e-003
tblVehicleEF	MHD	0.05	0.01
tblVehicleEF	MHD	0.36	0.39
tblVehicleEF	MHD	0.33	0.51
tblVehicleEF	MHD	6.12	1.31
tblVehicleEF	MHD	141.40	56.75
tblVehicleEF	MHD	1,144.82	1,086.34
tblVehicleEF	MHD	60.68	12.86
tblVehicleEF	MHD	0.54	0.43
tblVehicleEF	MHD	1.18	1.96
tblVehicleEF	MHD	2.3000e-004	1.4510e-003
tblVehicleEF	MHD	5.5730e-003	0.05
tblVehicleEF	MHD	7.9300e-004	1.1900e-004
tblVehicleEF	MHD	2.2000e-004	1.3880e-003
tblVehicleEF	MHD	5.3290e-003	0.05
tblVehicleEF	MHD	7.2900e-004	1.0900e-004
tblVehicleEF	MHD	1.1360e-003	4.8700e-004
tblVehicleEF	MHD	0.04	0.02
tblVehicleEF	MHD	0.03	0.02
tblVehicleEF	MHD	7.3800e-004	3.2900e-004
tblVehicleEF	MHD	0.04	0.09
tblVehicleEF	MHD	0.02	0.10

tblVehicleEF	MHD	0.38	0.06
tblVehicleEF	MHD	1.3610e-003	5.4000e-004
tblVehicleEF	MHD	0.01	0.01
tblVehicleEF	MHD	7.1400e-004	1.2700e-004
tblVehicleEF	MHD	1.1360e-003	4.8700e-004
tblVehicleEF	MHD	0.04	0.02
tblVehicleEF	MHD	0.04	0.03
tblVehicleEF	MHD	7.3800e-004	3.2900e-004
tblVehicleEF	MHD	0.05	0.11
tblVehicleEF	MHD	0.02	0.10
tblVehicleEF	MHD	0.41	0.07
tblVehicleEF	MHD	0.02	4.6520e-003
tblVehicleEF	MHD	4.2610e-003	5.6470e-003
tblVehicleEF	MHD	0.05	0.01
tblVehicleEF	MHD	0.26	0.31
tblVehicleEF	MHD	0.34	0.51
tblVehicleEF	MHD	5.83	1.25
tblVehicleEF	MHD	149.77	57.73
tblVehicleEF	MHD	1,144.82	1,086.35
tblVehicleEF	MHD	60.68	12.75
tblVehicleEF	MHD	0.56	0.43
tblVehicleEF	MHD	1.12	1.85
tblVehicleEF	MHD	1.9400e-004	1.2250e-003
tblVehicleEF	MHD	5.5730e-003	0.05
tblVehicleEF	MHD	7.9300e-004	1.1900e-004
tblVehicleEF	MHD	1.8500e-004	1.1720e-003
tblVehicleEF	MHD	5.3290e-003	0.05

tblVehicleEF	MHD	7.2900e-004	1.0900e-004
tblVehicleEF	MHD	1.6040e-003	6.8900e-004
tblVehicleEF	MHD	0.05	0.02
tblVehicleEF	MHD	0.02	0.02
tblVehicleEF	MHD	1.0240e-003	4.5600e-004
tblVehicleEF	MHD	0.04	0.09
tblVehicleEF	MHD	0.02	0.09
tblVehicleEF	MHD	0.36	0.06
tblVehicleEF	MHD	1.4400e-003	5.5000e-004
tblVehicleEF	MHD	0.01	0.01
tblVehicleEF	MHD	7.0900e-004	1.2600e-004
tblVehicleEF	MHD	1.6040e-003	6.8900e-004
tblVehicleEF	MHD	0.05	0.02
tblVehicleEF	MHD	0.03	0.03
tblVehicleEF	MHD	1.0240e-003	4.5600e-004
tblVehicleEF	MHD	0.05	0.11
tblVehicleEF	MHD	0.02	0.09
tblVehicleEF	MHD	0.40	0.06
tblVehicleEF	MHD	0.02	5.2900e-003
tblVehicleEF	MHD	4.1930e-003	5.5990e-003
tblVehicleEF	MHD	0.05	0.01
tblVehicleEF	MHD	0.50	0.50
tblVehicleEF	MHD	0.33	0.51
tblVehicleEF	MHD	6.17	1.32
tblVehicleEF	MHD	129.83	55.39
tblVehicleEF	MHD	1,144.82	1,086.34
tblVehicleEF	MHD	60.68	12.88

tblVehicleEF	MHD	0.52	0.42
tblVehicleEF	MHD	1.16	1.92
tblVehicleEF	MHD	2.8000e-004	1.7620e-003
tblVehicleEF	MHD	5.5730e-003	0.05
tblVehicleEF	MHD	7.9300e-004	1.1900e-004
tblVehicleEF	MHD	2.6800e-004	1.6860e-003
tblVehicleEF	MHD	5.3290e-003	0.05
tblVehicleEF	MHD	7.2900e-004	1.0900e-004
tblVehicleEF	MHD	1.1820e-003	4.9800e-004
tblVehicleEF	MHD	0.05	0.02
tblVehicleEF	MHD	0.03	0.03
tblVehicleEF	MHD	7.5300e-004	3.3100e-004
tblVehicleEF	MHD	0.04	0.09
tblVehicleEF	MHD	0.02	0.11
tblVehicleEF	MHD	0.38	0.06
tblVehicleEF	MHD	1.2520e-003	5.2700e-004
tblVehicleEF	MHD	0.01	0.01
tblVehicleEF	MHD	7.1500e-004	1.2700e-004
tblVehicleEF	MHD	1.1820e-003	4.9800e-004
tblVehicleEF	MHD	0.05	0.02
tblVehicleEF	MHD	0.04	0.03
tblVehicleEF	MHD	7.5300e-004	3.3100e-004
tblVehicleEF	MHD	0.05	0.11
tblVehicleEF	MHD	0.02	0.11
tblVehicleEF	MHD	0.42	0.07
tblVehicleEF	OBUS	0.01	9.0600e-003
tblVehicleEF	OBUS	8.4360e-003	9.3580e-003

tblVehicleEF	OBUS	0.03	0.02
tblVehicleEF	OBUS	0.28	0.55
tblVehicleEF	OBUS	0.58	1.01
tblVehicleEF	OBUS	5.60	2.44
tblVehicleEF	OBUS	84.68	84.33
tblVehicleEF	OBUS	1,226.51	1,422.10
tblVehicleEF	OBUS	69.78	20.28
tblVehicleEF	OBUS	0.42	0.52
tblVehicleEF	OBUS	1.44	1.85
tblVehicleEF	OBUS	1.4500e-004	2.0430e-003
tblVehicleEF	OBUS	7.3790e-003	0.04
tblVehicleEF	OBUS	8.3400e-004	1.9500e-004
tblVehicleEF	OBUS	1.3900e-004	1.9550e-003
tblVehicleEF	OBUS	7.0420e-003	0.03
tblVehicleEF	OBUS	7.6700e-004	1.7900e-004
tblVehicleEF	OBUS	1.4250e-003	1.8490e-003
tblVehicleEF	OBUS	0.02	0.02
tblVehicleEF	OBUS	0.04	0.06
tblVehicleEF	OBUS	7.6500e-004	9.7800e-004
tblVehicleEF	OBUS	0.06	0.10
tblVehicleEF	OBUS	0.04	0.23
tblVehicleEF	OBUS	0.35	0.12
tblVehicleEF	OBUS	8.2000e-004	8.0300e-004
tblVehicleEF	OBUS	0.01	0.01
tblVehicleEF	OBUS	7.9600e-004	2.0100e-004
tblVehicleEF	OBUS	1.4250e-003	1.8490e-003
tblVehicleEF	OBUS	0.02	0.02

tblVehicleEF	OBUS	0.05	0.08
tblVehicleEF	OBUS	7.6500e-004	9.7800e-004
tblVehicleEF	OBUS	0.07	0.12
tblVehicleEF	OBUS	0.04	0.23
tblVehicleEF	OBUS	0.39	0.13
tblVehicleEF	OBUS	0.01	9.0790e-003
tblVehicleEF	OBUS	8.5800e-003	9.4940e-003
tblVehicleEF	OBUS	0.03	0.02
tblVehicleEF	OBUS	0.26	0.53
tblVehicleEF	OBUS	0.58	1.02
tblVehicleEF	OBUS	5.31	2.31
tblVehicleEF	OBUS	88.70	84.93
tblVehicleEF	OBUS	1,226.51	1,422.12
tblVehicleEF	OBUS	69.78	20.06
tblVehicleEF	OBUS	0.43	0.52
tblVehicleEF	OBUS	1.35	1.74
tblVehicleEF	OBUS	1.2200e-004	1.7270e-003
tblVehicleEF	OBUS	7.3790e-003	0.04
tblVehicleEF	OBUS	8.3400e-004	1.9500e-004
tblVehicleEF	OBUS	1.1700e-004	1.6520e-003
tblVehicleEF	OBUS	7.0420e-003	0.03
tblVehicleEF	OBUS	7.6700e-004	1.7900e-004
tblVehicleEF	OBUS	1.9610e-003	2.5310e-003
tblVehicleEF	OBUS	0.02	0.02
tblVehicleEF	OBUS	0.04	0.06
tblVehicleEF	OBUS	1.0530e-003	1.3340e-003
tblVehicleEF	OBUS	0.06	0.10

tblVehicleEF	OBUS	0.04	0.22
tblVehicleEF	OBUS	0.34	0.11
tblVehicleEF	OBUS	8.5900e-004	8.0900e-004
tblVehicleEF	OBUS	0.01	0.01
tblVehicleEF	OBUS	7.9100e-004	1.9900e-004
tblVehicleEF	OBUS	1.9610e-003	2.5310e-003
tblVehicleEF	OBUS	0.02	0.02
tblVehicleEF	OBUS	0.05	0.08
tblVehicleEF	OBUS	1.0530e-003	1.3340e-003
tblVehicleEF	OBUS	0.07	0.12
tblVehicleEF	OBUS	0.04	0.22
tblVehicleEF	OBUS	0.37	0.13
tblVehicleEF	OBUS	0.01	9.0540e-003
tblVehicleEF	OBUS	8.3930e-003	9.3190e-003
tblVehicleEF	OBUS	0.03	0.02
tblVehicleEF	OBUS	0.29	0.59
tblVehicleEF	OBUS	0.57	1.00
tblVehicleEF	OBUS	5.64	2.46
tblVehicleEF	OBUS	79.14	83.50
tblVehicleEF	OBUS	1,226.51	1,422.09
tblVehicleEF	OBUS	69.78	20.31
tblVehicleEF	OBUS	0.40	0.52
tblVehicleEF	OBUS	1.41	1.81
tblVehicleEF	OBUS	1.7600e-004	2.4810e-003
tblVehicleEF	OBUS	7.3790e-003	0.04
tblVehicleEF	OBUS	8.3400e-004	1.9500e-004
tblVehicleEF	OBUS	1.6900e-004	2.3730e-003

tblVehicleEF	OBUS	7.0420e-003	0.03
tblVehicleEF	OBUS	7.6700e-004	1.7900e-004
tblVehicleEF	OBUS	1.4580e-003	1.9070e-003
tblVehicleEF	OBUS	0.02	0.02
tblVehicleEF	OBUS	0.04	0.06
tblVehicleEF	OBUS	7.6200e-004	9.8200e-004
tblVehicleEF	OBUS	0.06	0.10
tblVehicleEF	OBUS	0.04	0.24
tblVehicleEF	OBUS	0.36	0.12
tblVehicleEF	OBUS	7.6700e-004	7.9500e-004
tblVehicleEF	OBUS	0.01	0.01
tblVehicleEF	OBUS	7.9700e-004	2.0100e-004
tblVehicleEF	OBUS	1.4580e-003	1.9070e-003
tblVehicleEF	OBUS	0.02	0.02
tblVehicleEF	OBUS	0.05	0.08
tblVehicleEF	OBUS	7.6200e-004	9.8200e-004
tblVehicleEF	OBUS	0.07	0.12
tblVehicleEF	OBUS	0.04	0.24
tblVehicleEF	OBUS	0.39	0.13
tblVehicleEF	SBUS	0.87	0.07
tblVehicleEF	SBUS	0.02	0.01
tblVehicleEF	SBUS	0.09	7.1320e-003
tblVehicleEF	SBUS	8.16	2.80
tblVehicleEF	SBUS	1.19	1.03
tblVehicleEF	SBUS	9.61	1.02
tblVehicleEF	SBUS	1,131.05	356.18
tblVehicleEF	SBUS	1,090.69	1,128.82

tblVehicleEF	SBUS	54.18	5.79
tblVehicleEF	SBUS	9.79	3.82
tblVehicleEF	SBUS	4.65	6.33
tblVehicleEF	SBUS	0.01	6.3360e-003
tblVehicleEF	SBUS	0.01	0.01
tblVehicleEF	SBUS	0.03	0.04
tblVehicleEF	SBUS	9.3500e-004	6.5000e-005
tblVehicleEF	SBUS	0.01	6.0620e-003
tblVehicleEF	SBUS	2.6810e-003	2.6580e-003
tblVehicleEF	SBUS	0.02	0.04
tblVehicleEF	SBUS	8.6000e-004	6.0000e-005
tblVehicleEF	SBUS	3.6480e-003	1.1350e-003
tblVehicleEF	SBUS	0.04	0.01
tblVehicleEF	SBUS	0.98	0.34
tblVehicleEF	SBUS	1.9360e-003	5.7500e-004
tblVehicleEF	SBUS	0.13	0.14
tblVehicleEF	SBUS	0.02	0.07
tblVehicleEF	SBUS	0.51	0.04
tblVehicleEF	SBUS	0.01	3.4000e-003
tblVehicleEF	SBUS	0.01	0.01
tblVehicleEF	SBUS	7.0800e-004	5.7000e-005
tblVehicleEF	SBUS	3.6480e-003	1.1350e-003
tblVehicleEF	SBUS	0.04	0.01
tblVehicleEF	SBUS	1.42	0.48
tblVehicleEF	SBUS	1.9360e-003	5.7500e-004
tblVehicleEF	SBUS	0.16	0.17
tblVehicleEF	SBUS	0.02	0.07

tblVehicleEF	SBUS	0.56	0.05
tblVehicleEF	SBUS	0.87	0.07
tblVehicleEF	SBUS	0.02	0.01
tblVehicleEF	SBUS	0.08	6.4080e-003
tblVehicleEF	SBUS	8.04	2.75
tblVehicleEF	SBUS	1.21	1.05
tblVehicleEF	SBUS	7.94	0.84
tblVehicleEF	SBUS	1,182.37	367.48
tblVehicleEF	SBUS	1,090.69	1,128.85
tblVehicleEF	SBUS	54.18	5.50
tblVehicleEF	SBUS	10.10	3.93
tblVehicleEF	SBUS	4.39	5.98
tblVehicleEF	SBUS	8.9100e-003	5.3460e-003
tblVehicleEF	SBUS	0.01	0.01
tblVehicleEF	SBUS	0.03	0.04
tblVehicleEF	SBUS	9.3500e-004	6.5000e-005
tblVehicleEF	SBUS	8.5240e-003	5.1150e-003
tblVehicleEF	SBUS	2.6810e-003	2.6580e-003
tblVehicleEF	SBUS	0.02	0.04
tblVehicleEF	SBUS	8.6000e-004	6.0000e-005
tblVehicleEF	SBUS	4.9860e-003	1.5480e-003
tblVehicleEF	SBUS	0.04	0.01
tblVehicleEF	SBUS	0.98	0.34
tblVehicleEF	SBUS	2.6570e-003	7.8500e-004
tblVehicleEF	SBUS	0.13	0.14
tblVehicleEF	SBUS	0.01	0.06
tblVehicleEF	SBUS	0.46	0.04

tblVehicleEF	SBUS	0.01	3.5060e-003
tblVehicleEF	SBUS	0.01	0.01
tblVehicleEF	SBUS	6.8100e-004	5.4000e-005
tblVehicleEF	SBUS	4.9860e-003	1.5480e-003
tblVehicleEF	SBUS	0.04	0.01
tblVehicleEF	SBUS	1.42	0.48
tblVehicleEF	SBUS	2.6570e-003	7.8500e-004
tblVehicleEF	SBUS	0.16	0.17
tblVehicleEF	SBUS	0.01	0.06
tblVehicleEF	SBUS	0.50	0.04
tblVehicleEF	SBUS	0.87	0.07
tblVehicleEF	SBUS	0.02	0.01
tblVehicleEF	SBUS	0.09	7.2360e-003
tblVehicleEF	SBUS	8.33	2.86
tblVehicleEF	SBUS	1.18	1.03
tblVehicleEF	SBUS	9.77	1.03
tblVehicleEF	SBUS	1,060.18	340.58
tblVehicleEF	SBUS	1,090.69	1,128.81
tblVehicleEF	SBUS	54.18	5.82
tblVehicleEF	SBUS	9.36	3.67
tblVehicleEF	SBUS	4.57	6.22
tblVehicleEF	SBUS	0.01	7.7020e-003
tblVehicleEF	SBUS	0.01	0.01
tblVehicleEF	SBUS	0.03	0.04
tblVehicleEF	SBUS	9.3500e-004	6.5000e-005
tblVehicleEF	SBUS	0.01	7.3690e-003
tblVehicleEF	SBUS	2.6810e-003	2.6580e-003

tblVehicleEF	SBUS	0.02	0.04
tblVehicleEF	SBUS	8.6000e-004	6.0000e-005
tblVehicleEF	SBUS	3.6990e-003	1.1730e-003
tblVehicleEF	SBUS	0.04	0.01
tblVehicleEF	SBUS	0.99	0.34
tblVehicleEF	SBUS	1.8970e-003	5.6800e-004
tblVehicleEF	SBUS	0.13	0.14
tblVehicleEF	SBUS	0.02	0.09
tblVehicleEF	SBUS	0.51	0.04
tblVehicleEF	SBUS	0.01	3.2520e-003
tblVehicleEF	SBUS	0.01	0.01
tblVehicleEF	SBUS	7.1100e-004	5.8000e-005
tblVehicleEF	SBUS	3.6990e-003	1.1730e-003
tblVehicleEF	SBUS	0.04	0.01
tblVehicleEF	SBUS	1.42	0.48
tblVehicleEF	SBUS	1.8970e-003	5.6800e-004
tblVehicleEF	SBUS	0.16	0.17
tblVehicleEF	SBUS	0.02	0.09
tblVehicleEF	SBUS	0.56	0.05
tblVehicleEF	UBUS	1.93	7.28
tblVehicleEF	UBUS	0.07	0.03
tblVehicleEF	UBUS	8.96	27.90
tblVehicleEF	UBUS	13.19	1.81
tblVehicleEF	UBUS	1,828.32	2,044.63
tblVehicleEF	UBUS	133.38	22.76
tblVehicleEF	UBUS	4.82	4.04
tblVehicleEF	UBUS	0.53	0.08

tblVehicleEF	UBUS	0.01	0.03
tblVehicleEF	UBUS	0.04	5.2920e-003
tblVehicleEF	UBUS	1.1810e-003	4.0000e-005
tblVehicleEF	UBUS	0.23	0.03
tblVehicleEF	UBUS	3.0000e-003	7.5850e-003
tblVehicleEF	UBUS	0.04	5.0590e-003
tblVehicleEF	UBUS	1.0860e-003	3.6000e-005
tblVehicleEF	UBUS	6.1570e-003	2.6630e-003
tblVehicleEF	UBUS	0.10	0.03
tblVehicleEF	UBUS	3.6270e-003	1.8540e-003
tblVehicleEF	UBUS	0.53	0.11
tblVehicleEF	UBUS	0.03	0.21
tblVehicleEF	UBUS	0.96	0.15
tblVehicleEF	UBUS	8.6430e-003	4.3420e-003
tblVehicleEF	UBUS	1.5700e-003	2.2500e-004
tblVehicleEF	UBUS	6.1570e-003	2.6630e-003
tblVehicleEF	UBUS	0.10	0.03
tblVehicleEF	UBUS	3.6270e-003	1.8540e-003
tblVehicleEF	UBUS	2.52	7.44
tblVehicleEF	UBUS	0.03	0.21
tblVehicleEF	UBUS	1.05	0.16
tblVehicleEF	UBUS	1.94	7.28
tblVehicleEF	UBUS	0.07	0.03
tblVehicleEF	UBUS	9.02	27.90
tblVehicleEF	UBUS	11.63	1.61
tblVehicleEF	UBUS	1,828.32	2,044.63
tblVehicleEF	UBUS	133.38	22.40

tblVehicleEF	UBUS	4.53	4.03
tblVehicleEF	UBUS	0.53	0.08
tblVehicleEF	UBUS	0.01	0.03
tblVehicleEF	UBUS	0.04	5.2920e-003
tblVehicleEF	UBUS	1.1810e-003	4.0000e-005
tblVehicleEF	UBUS	0.23	0.03
tblVehicleEF	UBUS	3.0000e-003	7.5850e-003
tblVehicleEF	UBUS	0.04	5.0590e-003
tblVehicleEF	UBUS	1.0860e-003	3.6000e-005
tblVehicleEF	UBUS	8.2530e-003	3.6380e-003
tblVehicleEF	UBUS	0.10	0.03
tblVehicleEF	UBUS	4.8310e-003	2.4730e-003
tblVehicleEF	UBUS	0.53	0.11
tblVehicleEF	UBUS	0.03	0.19
tblVehicleEF	UBUS	0.89	0.14
tblVehicleEF	UBUS	8.6450e-003	4.3420e-003
tblVehicleEF	UBUS	1.5430e-003	2.2200e-004
tblVehicleEF	UBUS	8.2530e-003	3.6380e-003
tblVehicleEF	UBUS	0.10	0.03
tblVehicleEF	UBUS	4.8310e-003	2.4730e-003
tblVehicleEF	UBUS	2.53	7.44
tblVehicleEF	UBUS	0.03	0.19
tblVehicleEF	UBUS	0.98	0.15
tblVehicleEF	UBUS	1.93	7.28
tblVehicleEF	UBUS	0.07	0.03
tblVehicleEF	UBUS	8.95	27.90
tblVehicleEF	UBUS	13.46	1.85

tblVehicleEF	UBUS	1,828.32	2,044.63
tblVehicleEF	UBUS	133.38	22.82
tblVehicleEF	UBUS	4.73	4.04
tblVehicleEF	UBUS	0.53	0.08
tblVehicleEF	UBUS	0.01	0.03
tblVehicleEF	UBUS	0.04	5.2920e-003
tblVehicleEF	UBUS	1.1810e-003	4.0000e-005
tblVehicleEF	UBUS	0.23	0.03
tblVehicleEF	UBUS	3.0000e-003	7.5850e-003
tblVehicleEF	UBUS	0.04	5.0590e-003
tblVehicleEF	UBUS	1.0860e-003	3.6000e-005
tblVehicleEF	UBUS	6.9610e-003	2.5390e-003
tblVehicleEF	UBUS	0.12	0.03
tblVehicleEF	UBUS	3.8300e-003	1.7550e-003
tblVehicleEF	UBUS	0.52	0.11
tblVehicleEF	UBUS	0.04	0.26
tblVehicleEF	UBUS	0.98	0.15
tblVehicleEF	UBUS	8.6430e-003	4.3420e-003
tblVehicleEF	UBUS	1.5750e-003	2.2600e-004
tblVehicleEF	UBUS	6.9610e-003	2.5390e-003
tblVehicleEF	UBUS	0.12	0.03
tblVehicleEF	UBUS	3.8300e-003	1.7550e-003
tblVehicleEF	UBUS	2.52	7.44
tblVehicleEF	UBUS	0.04	0.26
tblVehicleEF	UBUS	1.07	0.16
tblVehicleTrips	CC_TL	8.40	0.00
tblVehicleTrips	CC_TL	8.40	0.00

tblVehicleTrips	CNW_TL	6.90	0.00
tblVehicleTrips	CNW_TL	6.90	0.00
tblVehicleTrips	CW_TL	16.60	0.00
tblVehicleTrips	CW_TL	16.60	0.00

2.0 Emissions Summary

2.1 Overall Construction (Maximum Daily Emission)

Unmitigated Construction

	ROG	NOx	CO	SO2	Fugitive PM10	Exhaust PM10	PM10 Total	Fugitive PM2.5	Exhaust PM2.5	PM2.5 Total	Bio- CO2	NBio- CO2	Total CO2	CH4	N2O	CO2e
Year	lb/day										lb/day					
2021	6.6491	78.1900	37.9446	0.1359	23.5700	2.6473	26.2173	10.5566	2.4355	12.9921	0.0000	14,093.1104	14,093.1104	2.9942	0.0000	14,167.9659
Maximum	**6.6491**	**78.1900**	**37.9446**	**0.1359**	**23.5700**	**2.6473**	**26.2173**	**10.5566**	**2.4355**	**12.9921**	**0.0000**	**14,093.1104**	**14,093.1104**	**2.9942**	**0.0000**	**14,167.9659**

Mitigated Construction

	ROG	NOx	CO	SO2	Fugitive PM10	Exhaust PM10	PM10 Total	Fugitive PM2.5	Exhaust PM2.5	PM2.5 Total	Bio- CO2	NBio- CO2	Total CO2	CH4	N2O	CO2e
Year	lb/day										lb/day					
2021	6.6491	78.1900	37.9446	0.1359	9.3150	2.6473	11.9623	4.1496	2.4355	6.5851	0.0000	14,093.1104	14,093.1104	2.9942	0.0000	14,167.9659
Maximum	**6.6491**	**78.1900**	**37.9446**	**0.1359**	**9.3150**	**2.6473**	**11.9623**	**4.1496**	**2.4355**	**6.5851**	**0.0000**	**14,093.1104**	**14,093.1104**	**2.9942**	**0.0000**	**14,167.9659**

	ROG	**NOx**	**CO**	**SO2**	**Fugitive PM10**	**Exhaust PM10**	**PM10 Total**	**Fugitive PM2.5**	**Exhaust PM2.5**	**PM2.5 Total**	**Bio- CO2**	**NBio-CO2**	**Total CO2**	**CH4**	**N20**	**CO2e**
Percent Reduction	**0.00**	**0.00**	**0.00**	**0.00**	**60.48**	**0.00**	**54.37**	**60.69**	**0.00**	**49.31**	**0.00**	**0.00**	**0.00**	**0.00**	**0.00**	**0.00**

2.2 Overall Operational

Unmitigated Operational

	ROG	NOx	CO	SO2	Fugitive PM10	Exhaust PM10	PM10 Total	Fugitive PM2.5	Exhaust PM2.5	PM2.5 Total	Bio- CO2	NBio- CO2	Total CO2	CH4	N2O	CO2e
Category	lb/day										lb/day					
Area	0.2890	1.0500e-003	0.1142	1.0000e-005		4.1000e-004	4.1000e-004		4.1000e-004	4.1000e-004		0.2438	0.2438	6.5000e-004		0.2600
Energy	0.0000	0.0000	0.0000	0.0000		0.0000	0.0000		0.0000	0.0000		0.0000	0.0000	0.0000	0.0000	0.0000
Mobile	0.0000	0.0000	0.0000	0.0000	0.0000	0.0000	0.0000	0.0000	0.0000	0.0000		0.0000	0.0000	0.0000		0.0000
Total	**0.2890**	**1.0500e-003**	**0.1142**	**1.0000e-005**	**0.0000**	**4.1000e-004**	**4.1000e-004**	**0.0000**	**4.1000e-004**	**4.1000e-004**		**0.2438**	**0.2438**	**6.5000e-004**	**0.0000**	**0.2600**

Mitigated Operational

	ROG	NOx	CO	SO2	Fugitive PM10	Exhaust PM10	PM10 Total	Fugitive PM2.5	Exhaust PM2.5	PM2.5 Total	Bio- CO2	NBio- CO2	Total CO2	CH4	N2O	CO2e
Category	lb/day										lb/day					
Area	0.2890	1.0500e-003	0.1142	1.0000e-005		4.1000e-004	4.1000e-004		4.1000e-004	4.1000e-004		0.2438	0.2438	6.5000e-004		0.2600
Energy	0.0000	0.0000	0.0000	0.0000		0.0000	0.0000		0.0000	0.0000		0.0000	0.0000	0.0000	0.0000	0.0000
Mobile	0.0000	0.0000	0.0000	0.0000	0.0000	0.0000	0.0000	0.0000	0.0000	0.0000		0.0000	0.0000	0.0000		0.0000
Total	**0.2890**	**1.0500e-003**	**0.1142**	**1.0000e-005**	**0.0000**	**4.1000e-004**	**4.1000e-004**	**0.0000**	**4.1000e-004**	**4.1000e-004**		**0.2438**	**0.2438**	**6.5000e-004**	**0.0000**	**0.2600**

	ROG	NOx	CO	SO2	Fugitive PM10	Exhaust PM10	PM10 Total	Fugitive PM2.5	Exhaust PM2.5	PM2.5 Total	Bio- CO2	NBio-CO2	Total CO2	CH4	N20	CO2e
Percent Reduction	**0.00**	**0.00**	**0.00**	**0.00**	**0.00**	**0.00**	**0.00**	**0.00**	**0.00**	**0.00**	**0.00**	**0.00**	**0.00**	**0.00**	**0.00**	**0.00**

3.0 Construction Detail

Construction Phase

Phase Number	Phase Name	Phase Type	Start Date	End Date	Num Days Week	Num Days	Phase Description
1	Demolition	Demolition	1/4/2021	1/29/2021	5	20	
2	Site Preparation	Site Preparation	1/30/2021	2/12/2021	5	10	
3	Grading	Grading	2/13/2021	3/26/2021	5	30	
4	Paving	Paving	3/27/2021	9/10/2021	5	120	
5	Architectural Coating	Architectural Coating	7/18/2021	9/10/2021	5	40	

Acres of Grading (Site Preparation Phase): 50

Acres of Grading (Grading Phase): 150

Acres of Paving: 14.84

Residential Indoor: 0; Residential Outdoor: 0; Non-Residential Indoor: 0; Non-Residential Outdoor: 0; Striped Parking Area: 38,798 (Architectural Coating – sqft)

OffRoad Equipment

Katella Avenue - Amazon Option (Construciton - Unmitigated) - Orange County, Winter

Phase Name	Offroad Equipment Type	Amount	Usage Hours	Horse Power	Load Factor
Demolition	Concrete/Industrial Saws	1	8.00	81	0.73
Demolition	Excavators	3	8.00	158	0.38
Demolition	Rubber Tired Dozers	2	8.00	247	0.40
Site Preparation	Crawler Tractors	4	8.00	212	0.43
Site Preparation	Rubber Tired Dozers	3	8.00	247	0.40
Site Preparation	Tractors/Loaders/Backhoes	0	8.00	97	0.37
Grading	Crawler Tractors	2	8.00	212	0.43
Grading	Excavators	2	8.00	158	0.38
Grading	Graders	1	8.00	187	0.41
Grading	Rubber Tired Dozers	1	8.00	247	0.40
Grading	Scrapers	2	8.00	367	0.48
Grading	Tractors/Loaders/Backhoes	0	8.00	97	0.37
Architectural Coating	Air Compressors	1	8.00	78	0.48
Paving	Pavers	2	8.00	130	0.42
Paving	Paving Equipment	2	8.00	132	0.36
Paving	Rollers	2	8.00	80	0.38

Trips and VMT

Phase Name	Offroad Equipment Count	Worker Trip Number	Vendor Trip Number	Hauling Trip Number	Worker Trip Length	Vendor Trip Length	Hauling Trip Length	Worker Vehicle Class	Vendor Vehicle Class	Hauling Vehicle Class
Demolition	6	15.00	0.00	318.00	14.70	6.90	20.00	LD_Mix	HDT_Mix	HHDT
Site Preparation	7	18.00	0.00	0.00	14.70	6.90	20.00	LD_Mix	HDT_Mix	HHDT
Grading	8	20.00	0.00	2,519.00	14.70	6.90	20.00	LD_Mix	HDT_Mix	HHDT
Architectural Coating	1	54.00	0.00	0.00	14.70	6.90	20.00	LD_Mix	HDT_Mix	HHDT
Paving	6	15.00	0.00	0.00	14.70	6.90	20.00	LD_Mix	HDT_Mix	HHDT

3.1 Mitigation Measures Construction

Water Exposed Area

3.2 Demolition - 2021

Unmitigated Construction On-Site

	ROG	NOx	CO	SO2	Fugitive PM10	Exhaust PM10	PM10 Total	Fugitive PM2.5	Exhaust PM2.5	PM2.5 Total	Bio- CO2	NBio- CO2	Total CO2	CH4	N2O	CO2e
Category	lb/day										lb/day					
Fugitive Dust					3.4452	0.0000	3.4452	0.5216	0.0000	0.5216			0.0000			0.0000
Off-Road	3.1651	31.4407	21.5650	0.0388		1.5513	1.5513		1.4411	1.4411		3,747.9449	3,747.9449	1.0549		3,774.3174
Total	**3.1651**	**31.4407**	**21.5650**	**0.0388**	**3.4452**	**1.5513**	**4.9966**	**0.5216**	**1.4411**	**1.9627**		**3,747.9449**	**3,747.9449**	**1.0549**		**3,774.3174**

3.2 Demolition - 2021

Unmitigated Construction Off-Site

	ROG	NOx	CO	SO2	Fugitive PM10	Exhaust PM10	PM10 Total	Fugitive PM2.5	Exhaust PM2.5	PM2.5 Total	Bio- CO2	NBio- CO2	Total CO2	CH4	N2O	CO2e
Category	lb/day										lb/day					
Hauling	0.1173	4.0898	1.1657	0.0118	0.2768	0.0129	0.2898	0.0758	0.0124	0.0882		1,319.4620	1,319.4620	0.1420		1,323.0123
Vendor	0.0000	0.0000	0.0000	0.0000	0.0000	0.0000	0.0000	0.0000	0.0000	0.0000		0.0000	0.0000	0.0000		0.0000
Worker	0.0613	0.0360	0.4204	1.5000e-003	0.1677	1.0900e-003	0.1688	0.0445	1.0000e-003	0.0455		149.3748	149.3748	3.2000e-003		149.4548
Total	**0.1786**	**4.1258**	**1.5861**	**0.0133**	**0.4445**	**0.0140**	**0.4585**	**0.1203**	**0.0134**	**0.1336**		**1,468.8369**	**1,468.8369**	**0.1452**		**1,472.4671**

Mitigated Construction On-Site

	ROG	NOx	CO	SO2	Fugitive PM10	Exhaust PM10	PM10 Total	Fugitive PM2.5	Exhaust PM2.5	PM2.5 Total	Bio- CO2	NBio- CO2	Total CO2	CH4	N2O	CO2e
Category	lb/day										lb/day					
Fugitive Dust					1.3436	0.0000	1.3436	0.2034	0.0000	0.2034			0.0000			0.0000
Off-Road	3.1651	31.4407	21.5650	0.0388		1.5513	1.5513		1.4411	1.4411	0.0000	3,747.9449	3,747.9449	1.0549		3,774.3174
Total	**3.1651**	**31.4407**	**21.5650**	**0.0388**	**1.3436**	**1.5513**	**2.8950**	**0.2034**	**1.4411**	**1.6445**	**0.0000**	**3,747.9449**	**3,747.9449**	**1.0549**		**3,774.3174**

3.2 Demolition - 2021

Mitigated Construction Off-Site

	ROG	NOx	CO	SO2	Fugitive PM10	Exhaust PM10	PM10 Total	Fugitive PM2.5	Exhaust PM2.5	PM2.5 Total	Bio- CO2	NBio- CO2	Total CO2	CH4	N2O	CO2e
Category	lb/day										lb/day					
Hauling	0.1173	4.0898	1.1657	0.0118	0.2768	0.0129	0.2898	0.0758	0.0124	0.0882		1,319.4620	1,319.4620	0.1420		1,323.0123
Vendor	0.0000	0.0000	0.0000	0.0000	0.0000	0.0000	0.0000	0.0000	0.0000	0.0000		0.0000	0.0000	0.0000		0.0000
Worker	0.0613	0.0360	0.4204	1.5000e-003	0.1677	1.0900e-003	0.1688	0.0445	1.0000e-003	0.0455		149.3748	149.3748	3.2000e-003		149.4548
Total	**0.1786**	**4.1258**	**1.5861**	**0.0133**	**0.4445**	**0.0140**	**0.4585**	**0.1203**	**0.0134**	**0.1336**		**1,468.8369**	**1,468.8369**	**0.1452**		**1,472.4671**

3.3 Site Preparation - 2021

Unmitigated Construction On-Site

	ROG	NOx	CO	SO2	Fugitive PM10	Exhaust PM10	PM10 Total	Fugitive PM2.5	Exhaust PM2.5	PM2.5 Total	Bio- CO2	NBio- CO2	Total CO2	CH4	N2O	CO2e
Category	lb/day										lb/day					
Fugitive Dust					23.3688	0.0000	23.3688	10.5032	0.0000	10.5032			0.0000			0.0000
Off-Road	5.3428	60.7861	21.8537	0.0570		2.6460	2.6460		2.4343	2.4343		5,523.5047	5,523.5047	1.7864		5,568.1651
Total	**5.3428**	**60.7861**	**21.8537**	**0.0570**	**23.3688**	**2.6460**	**26.0148**	**10.5032**	**2.4343**	**12.9376**		**5,523.5047**	**5,523.5047**	**1.7864**		**5,568.1651**

3.3 Site Preparation - 2021

Unmitigated Construction Off-Site

	ROG	NOx	CO	SO2	Fugitive PM10	Exhaust PM10	PM10 Total	Fugitive PM2.5	Exhaust PM2.5	PM2.5 Total	Bio- CO2	NBio- CO2	Total CO2	CH4	N2O	CO2e
Category	lb/day										lb/day					
Hauling	0.0000	0.0000	0.0000	0.0000	0.0000	0.0000	0.0000	0.0000	0.0000	0.0000		0.0000	0.0000	0.0000		0.0000
Vendor	0.0000	0.0000	0.0000	0.0000	0.0000	0.0000	0.0000	0.0000	0.0000	0.0000		0.0000	0.0000	0.0000		0.0000
Worker	0.0736	0.0432	0.5045	1.8000e-003	0.2012	1.3000e-003	0.2025	0.0534	1.2000e-003	0.0546		179.2498	179.2498	3.8400e-003		179.3458
Total	**0.0736**	**0.0432**	**0.5045**	**1.8000e-003**	**0.2012**	**1.3000e-003**	**0.2025**	**0.0534**	**1.2000e-003**	**0.0546**		**179.2498**	**179.2498**	**3.8400e-003**		**179.3458**

Mitigated Construction On-Site

	ROG	NOx	CO	SO2	Fugitive PM10	Exhaust PM10	PM10 Total	Fugitive PM2.5	Exhaust PM2.5	PM2.5 Total	Bio- CO2	NBio- CO2	Total CO2	CH4	N2O	CO2e
Category	lb/day										lb/day					
Fugitive Dust					9.1138	0.0000	9.1138	4.0963	0.0000	4.0963			0.0000			0.0000
Off-Road	5.3428	60.7861	21.8537	0.0570		2.6460	2.6460		2.4343	2.4343	0.0000	5,523.5047	5,523.5047	1.7864		5,568.1651
Total	**5.3428**	**60.7861**	**21.8537**	**0.0570**	**9.1138**	**2.6460**	**11.7598**	**4.0963**	**2.4343**	**6.5306**	**0.0000**	**5,523.5047**	**5,523.5047**	**1.7864**		**5,568.1651**

3.3 Site Preparation - 2021

Mitigated Construction Off-Site

	ROG	NOx	CO	SO2	Fugitive PM10	Exhaust PM10	PM10 Total	Fugitive PM2.5	Exhaust PM2.5	PM2.5 Total	Bio- CO2	NBio- CO2	Total CO2	CH4	N2O	CO2e
Category	lb/day										lb/day					
Hauling	0.0000	0.0000	0.0000	0.0000	0.0000	0.0000	0.0000	0.0000	0.0000	0.0000		0.0000	0.0000	0.0000		0.0000
Vendor	0.0000	0.0000	0.0000	0.0000	0.0000	0.0000	0.0000	0.0000	0.0000	0.0000		0.0000	0.0000	0.0000		0.0000
Worker	0.0736	0.0432	0.5045	1.8000e-003	0.2012	1.3000e-003	0.2025	0.0534	1.2000e-003	0.0546		179.2498	179.2498	3.8400e-003		179.3458
Total	**0.0736**	**0.0432**	**0.5045**	**1.8000e-003**	**0.2012**	**1.3000e-003**	**0.2025**	**0.0534**	**1.2000e-003**	**0.0546**		**179.2498**	**179.2498**	**3.8400e-003**		**179.3458**

3.4 Grading - 2021

Unmitigated Construction On-Site

	ROG	NOx	CO	SO2	Fugitive PM10	Exhaust PM10	PM10 Total	Fugitive PM2.5	Exhaust PM2.5	PM2.5 Total	Bio- CO2	NBio- CO2	Total CO2	CH4	N2O	CO2e
Category	lb/day										lb/day					
Fugitive Dust					11.4006	0.0000	11.4006	3.8943	0.0000	3.8943			0.0000			0.0000
Off-Road	4.9185	56.5443	31.2281	0.0715		2.2861	2.2861		2.1032	2.1032		6,925.9674	6,925.9674	2.2400		6,981.9673
Total	**4.9185**	**56.5443**	**31.2281**	**0.0715**	**11.4006**	**2.2861**	**13.6867**	**3.8943**	**2.1032**	**5.9975**		**6,925.9674**	**6,925.9674**	**2.2400**		**6,981.9673**

3.4 Grading - 2021

Unmitigated Construction Off-Site

	ROG	NOx	CO	SO2	Fugitive PM10	Exhaust PM10	PM10 Total	Fugitive PM2.5	Exhaust PM2.5	PM2.5 Total	Bio- CO2	NBio- CO2	Total CO2	CH4	N2O	CO2e
Category	lb/day										lb/day					
Hauling	0.6196	21.5976	6.1559	0.0624	1.4619	0.0683	1.5302	0.4002	0.0653	0.4655		6,967.9766	6,967.9766	0.7500		6,986.7255
Vendor	0.0000	0.0000	0.0000	0.0000	0.0000	0.0000	0.0000	0.0000	0.0000	0.0000		0.0000	0.0000	0.0000		0.0000
Worker	0.0817	0.0480	0.5605	2.0000e-003	0.2236	1.4500e-003	0.2250	0.0593	1.3300e-003	0.0606		199.1664	199.1664	4.2600e-003		199.2731
Total	**0.7013**	**21.6456**	**6.7165**	**0.0644**	**1.6854**	**0.0697**	**1.7552**	**0.4595**	**0.0667**	**0.5261**		**7,167.1431**	**7,167.1431**	**0.7542**		**7,185.9986**

Mitigated Construction On-Site

	ROG	NOx	CO	SO2	Fugitive PM10	Exhaust PM10	PM10 Total	Fugitive PM2.5	Exhaust PM2.5	PM2.5 Total	Bio- CO2	NBio- CO2	Total CO2	CH4	N2O	CO2e
Category	lb/day										lb/day					
Fugitive Dust					4.4462	0.0000	4.4462	1.5188	0.0000	1.5188			0.0000			0.0000
Off-Road	4.9185	56.5443	31.2281	0.0715		2.2861	2.2861		2.1032	2.1032	0.0000	6,925.9674	6,925.9674	2.2400		6,981.9673
Total	**4.9185**	**56.5443**	**31.2281**	**0.0715**	**4.4462**	**2.2861**	**6.7323**	**1.5188**	**2.1032**	**3.6220**	**0.0000**	**6,925.9674**	**6,925.9674**	**2.2400**		**6,981.9673**

3.4 Grading - 2021

Mitigated Construction Off-Site

	ROG	NOx	CO	SO2	Fugitive PM10	Exhaust PM10	PM10 Total	Fugitive PM2.5	Exhaust PM2.5	PM2.5 Total	Bio- CO2	NBio- CO2	Total CO2	CH4	N2O	CO2e
Category	lb/day										lb/day					
Hauling	0.6196	21.5976	6.1559	0.0624	1.4619	0.0683	1.5302	0.4002	0.0653	0.4655		6,967.9766	6,967.9766	0.7500		6,986.7255
Vendor	0.0000	0.0000	0.0000	0.0000	0.0000	0.0000	0.0000	0.0000	0.0000	0.0000		0.0000	0.0000	0.0000		0.0000
Worker	0.0817	0.0480	0.5605	2.0000e-003	0.2236	1.4500e-003	0.2250	0.0593	1.3300e-003	0.0606		199.1664	199.1664	4.2600e-003		199.2731
Total	**0.7013**	**21.6456**	**6.7165**	**0.0644**	**1.6854**	**0.0697**	**1.7552**	**0.4595**	**0.0667**	**0.5261**		**7,167.1431**	**7,167.1431**	**0.7542**		**7,185.9986**

3.5 Paving - 2021

Unmitigated Construction On-Site

	ROG	NOx	CO	SO2	Fugitive PM10	Exhaust PM10	PM10 Total	Fugitive PM2.5	Exhaust PM2.5	PM2.5 Total	Bio- CO2	NBio- CO2	Total CO2	CH4	N2O	CO2e
Category	lb/day										lb/day					
Off-Road	1.2556	12.9191	14.6532	0.0228		0.6777	0.6777		0.6235	0.6235		2,207.2109	2,207.2109	0.7139		2,225.0573
Paving	0.3240					0.0000	0.0000		0.0000	0.0000			0.0000			0.0000
Total	**1.5796**	**12.9191**	**14.6532**	**0.0228**		**0.6777**	**0.6777**		**0.6235**	**0.6235**		**2,207.2109**	**2,207.2109**	**0.7139**		**2,225.0573**

3.5 Paving - 2021

Unmitigated Construction Off-Site

	ROG	NOx	CO	SO2	Fugitive PM10	Exhaust PM10	PM10 Total	Fugitive PM2.5	Exhaust PM2.5	PM2.5 Total	Bio- CO2	NBio- CO2	Total CO2	CH4	N2O	CO2e
Category	lb/day										lb/day					
Hauling	0.0000	0.0000	0.0000	0.0000	0.0000	0.0000	0.0000	0.0000	0.0000	0.0000		0.0000	0.0000	0.0000		0.0000
Vendor	0.0000	0.0000	0.0000	0.0000	0.0000	0.0000	0.0000	0.0000	0.0000	0.0000		0.0000	0.0000	0.0000		0.0000
Worker	0.0613	0.0360	0.4204	1.5000e-003	0.1677	1.0900e-003	0.1688	0.0445	1.0000e-003	0.0455		149.3748	149.3748	3.2000e-003		149.4548
Total	**0.0613**	**0.0360**	**0.4204**	**1.5000e-003**	**0.1677**	**1.0900e-003**	**0.1688**	**0.0445**	**1.0000e-003**	**0.0455**		**149.3748**	**149.3748**	**3.2000e-003**		**149.4548**

Mitigated Construction On-Site

	ROG	NOx	CO	SO2	Fugitive PM10	Exhaust PM10	PM10 Total	Fugitive PM2.5	Exhaust PM2.5	PM2.5 Total	Bio- CO2	NBio- CO2	Total CO2	CH4	N2O	CO2e
Category	lb/day										lb/day					
Off-Road	1.2556	12.9191	14.6532	0.0228		0.6777	0.6777		0.6235	0.6235	0.0000	2,207.2109	2,207.2109	0.7139		2,225.0573
Paving	0.3240					0.0000	0.0000		0.0000	0.0000			0.0000			0.0000
Total	**1.5796**	**12.9191**	**14.6532**	**0.0228**		**0.6777**	**0.6777**		**0.6235**	**0.6235**	**0.0000**	**2,207.2109**	**2,207.2109**	**0.7139**		**2,225.0573**

3.5 Paving - 2021

Mitigated Construction Off-Site

	ROG	NOx	CO	SO2	Fugitive PM10	Exhaust PM10	PM10 Total	Fugitive PM2.5	Exhaust PM2.5	PM2.5 Total	Bio- CO2	NBio- CO2	Total CO2	CH4	N2O	CO2e
Category	lb/day										lb/day					
Hauling	0.0000	0.0000	0.0000	0.0000	0.0000	0.0000	0.0000	0.0000	0.0000	0.0000		0.0000	0.0000	0.0000		0.0000
Vendor	0.0000	0.0000	0.0000	0.0000	0.0000	0.0000	0.0000	0.0000	0.0000	0.0000		0.0000	0.0000	0.0000		0.0000
Worker	0.0613	0.0360	0.4204	1.5000e-003	0.1677	1.0900e-003	0.1688	0.0445	1.0000e-003	0.0455		149.3748	149.3748	3.2000e-003		149.4548
Total	**0.0613**	**0.0360**	**0.4204**	**1.5000e-003**	**0.1677**	**1.0900e-003**	**0.1688**	**0.0445**	**1.0000e-003**	**0.0455**		**149.3748**	**149.3748**	**3.2000e-003**		**149.4548**

3.6 Architectural Coating - 2021

Unmitigated Construction On-Site

	ROG	NOx	CO	SO2	Fugitive PM10	Exhaust PM10	PM10 Total	Fugitive PM2.5	Exhaust PM2.5	PM2.5 Total	Bio- CO2	NBio- CO2	Total CO2	CH4	N2O	CO2e
Category	lb/day										lb/day					
Archit. Coating	4.4957					0.0000	0.0000		0.0000	0.0000			0.0000			0.0000
Off-Road	0.2919	2.0358	2.4234	3.9600e-003		0.1255	0.1255		0.1255	0.1255		375.2641	375.2641	0.0258		375.9079
Total	**4.7876**	**2.0358**	**2.4234**	**3.9600e-003**		**0.1255**	**0.1255**		**0.1255**	**0.1255**		**375.2641**	**375.2641**	**0.0258**		**375.9079**

3.6 Architectural Coating - 2021

Unmitigated Construction Off-Site

	ROG	NOx	CO	SO2	Fugitive PM10	Exhaust PM10	PM10 Total	Fugitive PM2.5	Exhaust PM2.5	PM2.5 Total	Bio- CO2	NBio- CO2	Total CO2	CH4	N2O	CO2e
Category	lb/day										lb/day					
Hauling	0.0000	0.0000	0.0000	0.0000	0.0000	0.0000	0.0000	0.0000	0.0000	0.0000		0.0000	0.0000	0.0000		0.0000
Vendor	0.0000	0.0000	0.0000	0.0000	0.0000	0.0000	0.0000	0.0000	0.0000	0.0000		0.0000	0.0000	0.0000		0.0000
Worker	0.2207	0.1296	1.5135	5.3900e-003	0.6036	3.9100e-003	0.6075	0.1601	3.6000e-003	0.1637		537.7494	537.7494	0.0115		538.0373
Total	**0.2207**	**0.1296**	**1.5135**	**5.3900e-003**	**0.6036**	**3.9100e-003**	**0.6075**	**0.1601**	**3.6000e-003**	**0.1637**		**537.7494**	**537.7494**	**0.0115**		**538.0373**

Mitigated Construction On-Site

	ROG	NOx	CO	SO2	Fugitive PM10	Exhaust PM10	PM10 Total	Fugitive PM2.5	Exhaust PM2.5	PM2.5 Total	Bio- CO2	NBio- CO2	Total CO2	CH4	N2O	CO2e
Category	lb/day										lb/day					
Archit. Coating	4.4957					0.0000	0.0000		0.0000	0.0000			0.0000			0.0000
Off-Road	0.2919	2.0358	2.4234	3.9600e-003		0.1255	0.1255		0.1255	0.1255	0.0000	375.2641	375.2641	0.0258		375.9079
Total	**4.7876**	**2.0358**	**2.4234**	**3.9600e-003**		**0.1255**	**0.1255**		**0.1255**	**0.1255**	**0.0000**	**375.2641**	**375.2641**	**0.0258**		**375.9079**

3.6 Architectural Coating - 2021

Mitigated Construction Off-Site

	ROG	NOx	CO	SO2	Fugitive PM10	Exhaust PM10	PM10 Total	Fugitive PM2.5	Exhaust PM2.5	PM2.5 Total	Bio- CO2	NBio- CO2	Total CO2	CH4	N2O	CO2e
Category	lb/day										lb/day					
Hauling	0.0000	0.0000	0.0000	0.0000	0.0000	0.0000	0.0000	0.0000	0.0000	0.0000		0.0000	0.0000	0.0000		0.0000
Vendor	0.0000	0.0000	0.0000	0.0000	0.0000	0.0000	0.0000	0.0000	0.0000	0.0000		0.0000	0.0000	0.0000		0.0000
Worker	0.2207	0.1296	1.5135	5.3900e-003	0.6036	3.9100e-003	0.6075	0.1601	3.6000e-003	0.1637		537.7494	537.7494	0.0115		538.0373
Total	**0.2207**	**0.1296**	**1.5135**	**5.3900e-003**	**0.6036**	**3.9100e-003**	**0.6075**	**0.1601**	**3.6000e-003**	**0.1637**		**537.7494**	**537.7494**	**0.0115**		**538.0373**

4.0 Operational Detail - Mobile

4.1 Mitigation Measures Mobile

	ROG	NOx	CO	SO2	Fugitive PM10	Exhaust PM10	PM10 Total	Fugitive PM2.5	Exhaust PM2.5	PM2.5 Total	Bio- CO2	NBio- CO2	Total CO2	CH4	N2O	CO2e
Category	lb/day										lb/day					
Mitigated	0.0000	0.0000	0.0000	0.0000	0.0000	0.0000	0.0000	0.0000	0.0000	0.0000		0.0000	0.0000	0.0000		0.0000
Unmitigated	0.0000	0.0000	0.0000	0.0000	0.0000	0.0000	0.0000	0.0000	0.0000	0.0000		0.0000	0.0000	0.0000		0.0000

4.2 Trip Summary Information

	Average Daily Trip Rate			Unmitigated	Mitigated
Land Use	Weekday	Saturday	Sunday	Annual VMT	Annual VMT
Other Asphalt Surfaces	0.00	0.00	0.00		
Parking Lot	0.00	0.00	0.00		
Total	0.00	0.00	0.00		

4.3 Trip Type Information

	Miles			Trip %			Trip Purpose %		
Land Use	H-W or C-W	H-S or C-C	H-O or C-NW	H-W or C-W	H-S or C-C	H-O or C-NW	Primary	Diverted	Pass-by
Other Asphalt Surfaces	0.00	0.00	0.00	0.00	0.00	0.00	0	0	0
Parking Lot	0.00	0.00	0.00	0.00	0.00	0.00	0	0	0

4.4 Fleet Mix

Land Use	LDA	LDT1	LDT2	MDV	LHD1	LHD2	MHD	HHD	OBUS	UBUS	MCY	SBUS	MH
Other Asphalt Surfaces	0.558976	0.043534	0.209821	0.113949	0.016111	0.005791	0.025447	0.016654	0.001713	0.001553	0.004896	0.000590	0.000966
Parking Lot	0.558976	0.043534	0.209821	0.113949	0.016111	0.005791	0.025447	0.016654	0.001713	0.001553	0.004896	0.000590	0.000966

5.0 Energy Detail

Historical Energy Use: N

5.1 Mitigation Measures Energy

	ROG	NOx	CO	SO2	Fugitive PM10	Exhaust PM10	PM10 Total	Fugitive PM2.5	Exhaust PM2.5	PM2.5 Total	Bio- CO2	NBio- CO2	Total CO2	CH4	N2O	CO2e
Category	lb/day										lb/day					
NaturalGas Mitigated	0.0000	0.0000	0.0000	0.0000		0.0000	0.0000		0.0000	0.0000		0.0000	0.0000	0.0000	0.0000	0.0000
NaturalGas Unmitigated	0.0000	0.0000	0.0000	0.0000		0.0000	0.0000		0.0000	0.0000		0.0000	0.0000	0.0000	0.0000	0.0000

5.2 Energy by Land Use - NaturalGas

Unmitigated

	NaturalGas Use	ROG	NOx	CO	SO2	Fugitive PM10	Exhaust PM10	PM10 Total	Fugitive PM2.5	Exhaust PM2.5	PM2.5 Total	Bio- CO2	NBio- CO2	Total CO2	CH4	N2O	CO2e
Land Use	kBTU/yr	lb/day										lb/day					
Other Asphalt Surfaces	0	0.0000	0.0000	0.0000	0.0000		0.0000	0.0000		0.0000	0.0000		0.0000	0.0000	0.0000	0.0000	0.0000
Parking Lot	0	0.0000	0.0000	0.0000	0.0000		0.0000	0.0000		0.0000	0.0000		0.0000	0.0000	0.0000	0.0000	0.0000
Total		**0.0000**	**0.0000**	**0.0000**	**0.0000**		**0.0000**	**0.0000**		**0.0000**	**0.0000**		**0.0000**	**0.0000**	**0.0000**	**0.0000**	**0.0000**

Mitigated

	NaturalGas Use	ROG	NOx	CO	SO2	Fugitive PM10	Exhaust PM10	PM10 Total	Fugitive PM2.5	Exhaust PM2.5	PM2.5 Total	Bio- CO2	NBio- CO2	Total CO2	CH4	N2O	CO2e
Land Use	kBTU/yr	lb/day										lb/day					
Other Asphalt Surfaces	0	0.0000	0.0000	0.0000	0.0000		0.0000	0.0000		0.0000	0.0000		0.0000	0.0000	0.0000	0.0000	0.0000
Parking Lot	0	0.0000	0.0000	0.0000	0.0000		0.0000	0.0000		0.0000	0.0000		0.0000	0.0000	0.0000	0.0000	0.0000
Total		**0.0000**	**0.0000**	**0.0000**	**0.0000**		**0.0000**	**0.0000**		**0.0000**	**0.0000**		**0.0000**	**0.0000**	**0.0000**	**0.0000**	**0.0000**

6.0 Area Detail

6.1 Mitigation Measures Area

	ROG	NOx	CO	SO2	Fugitive PM10	Exhaust PM10	PM10 Total	Fugitive PM2.5	Exhaust PM2.5	PM2.5 Total	Bio- CO2	NBio- CO2	Total CO2	CH4	N2O	CO2e
Category	lb/day										lb/day					
Mitigated	0.2890	1.0500e-003	0.1142	1.0000e-005		4.1000e-004	4.1000e-004		4.1000e-004	4.1000e-004		0.2438	0.2438	6.5000e-004		0.2600
Unmitigated	0.2890	1.0500e-003	0.1142	1.0000e-005		4.1000e-004	4.1000e-004		4.1000e-004	4.1000e-004		0.2438	0.2438	6.5000e-004		0.2600

6.2 Area by SubCategory

Unmitigated

	ROG	NOx	CO	SO2	Fugitive PM10	Exhaust PM10	PM10 Total	Fugitive PM2.5	Exhaust PM2.5	PM2.5 Total	Bio- CO2	NBio- CO2	Total CO2	CH4	N2O	CO2e
SubCategory	lb/day										lb/day					
Architectural Coating	0.0493					0.0000	0.0000		0.0000	0.0000			0.0000			0.0000
Consumer Products	0.2290					0.0000	0.0000		0.0000	0.0000			0.0000			0.0000
Landscaping	0.0107	1.0500e-003	0.1142	1.0000e-005		4.1000e-004	4.1000e-004		4.1000e-004	4.1000e-004		0.2438	0.2438	6.5000e-004		0.2600
Total	**0.2890**	**1.0500e-003**	**0.1142**	**1.0000e-005**		**4.1000e-004**	**4.1000e-004**		**4.1000e-004**	**4.1000e-004**		**0.2438**	**0.2438**	**6.5000e-004**		**0.2600**

6.2 Area by SubCategory

Mitigated

	ROG	NOx	CO	SO2	Fugitive PM10	Exhaust PM10	PM10 Total	Fugitive PM2.5	Exhaust PM2.5	PM2.5 Total	Bio- CO2	NBio- CO2	Total CO2	CH4	N2O	CO2e
SubCategory	lb/day										lb/day					
Architectural Coating	0.0493					0.0000	0.0000		0.0000	0.0000			0.0000			0.0000
Consumer Products	0.2290					0.0000	0.0000		0.0000	0.0000			0.0000			0.0000
Landscaping	0.0107	1.0500e-003	0.1142	1.0000e-005		4.1000e-004	4.1000e-004		4.1000e-004	4.1000e-004		0.2438	0.2438	6.5000e-004		0.2600
Total	**0.2890**	**1.0500e-003**	**0.1142**	**1.0000e-005**		**4.1000e-004**	**4.1000e-004**		**4.1000e-004**	**4.1000e-004**		**0.2438**	**0.2438**	**6.5000e-004**		**0.2600**

7.0 Water Detail

7.1 Mitigation Measures Water

8.0 Waste Detail

8.1 Mitigation Measures Waste

9.0 Operational Offroad

Equipment Type	Number	Hours/Day	Days/Year	Horse Power	Load Factor	Fuel Type

10.0 Stationary Equipment

Fire Pumps and Emergency Generators

Equipment Type	Number	Hours/Day	Hours/Year	Horse Power	Load Factor	Fuel Type

Boilers

Equipment Type	Number	Heat Input/Day	Heat Input/Year	Boiler Rating	Fuel Type

User Defined Equipment

Equipment Type	Number

11.0 Vegetation

This page intentionally left blank

APPENDIX 3.2:

CALEEMOD PROJECT OPERATIONS (PASSENGER CARS) EMISSIONS MODEL OUTPUTS

Katella Avenue - Amazon Option (Operations - Passenger Cars)

Orange County, Summer

1.0 Project Characteristics

1.1 Land Usage

Land Uses	Size	Metric	Lot Acreage	Floor Surface Area	Population
Unrefrigerated Warehouse-No Rail	145.00	1000sqft	3.33	145,004.00	0
Other Asphalt Surfaces	335.03	1000sqft	7.69	335,028.00	0
Parking Lot	779.00	Space	7.15	311,600.00	0

1.2 Other Project Characteristics

Urbanization	Urban	**Wind Speed (m/s)**	2.2	**Precipitation Freq (Days)**	30
Climate Zone	8			**Operational Year**	2021
Utility Company	Southern California Edison				
CO2 Intensity (lb/MWhr)	702.44	**CH4 Intensity (lb/MWhr)**	0.029	**N2O Intensity (lb/MWhr)**	0.006

1.3 User Entered Comments & Non-Default Data

Katella Avenue - Amazon Option (Operations - Passenger Cars) - Orange County, Summer

Project Characteristics -

Land Use - Total Project Area (minus 180,000 sf corporate headquarters) is approximately 18.17 acres.

Construction Phase - Operations Run Only.

Off-road Equipment - Operations Run Only.

Trips and VMT - Operations Run Only.

Vehicle Trips - Trip Characteristics based on information provided in the Katella Avenue Amazon Facility Traffic Impact Analysis by Urban Crossroads, Inc.

Energy Use - The project will design building shells and building components to meet 2019 Title 24 Standards which expects 30% less energy for nonresidential uses

Operational Off-Road Equipment - Based on SCAQMD High Cube Warehouse Truck Trip Study White Paper Summary of Busniess Survey Results (2014)

Fleet Mix - Passenger Car Fleet Mix estimated based on the ratio of the vehicle classes in CalEEMod default fleet mix.

Vehicle Emission Factors - EMFAC2017

Vehicle Emission Factors - EMFAC2017

Vehicle Emission Factors - EMFAC2017

Table Name	Column Name	Default Value	New Value
tblConstructionPhase	NumDays	20.00	0.00
tblEnergyUse	LightingElect	1.96	1.37
tblEnergyUse	T24E	0.59	0.41
tblEnergyUse	T24NG	3.88	2.72
tblFleetMix	HHD	0.02	0.00
tblFleetMix	LDA	0.56	0.60
tblFleetMix	LDT1	0.04	0.05
tblFleetMix	LDT2	0.21	0.23
tblFleetMix	LHD1	0.02	0.00
tblFleetMix	LHD2	5.7910e-003	0.00
tblFleetMix	MCY	4.8960e-003	0.00
tblFleetMix	MDV	0.11	0.12
tblFleetMix	MH	9.6600e-004	0.00

tblFleetMix	MHD	0.03	0.00
tblFleetMix	OBUS	1.7130e-003	0.00
tblFleetMix	SBUS	5.9000e-004	0.00
tblFleetMix	UBUS	1.5530e-003	0.00
tblLandUse	LotAcreage	7.01	7.15
tblOffRoadEquipment	OffRoadEquipmentUnitAmount	1.00	0.00
tblOffRoadEquipment	OffRoadEquipmentUnitAmount	3.00	0.00
tblOffRoadEquipment	OffRoadEquipmentUnitAmount	2.00	0.00
tblOperationalOffRoadEquipment	OperDaysPerYear	260.00	365.00
tblOperationalOffRoadEquipment	OperFuelType	Diesel	CNG
tblOperationalOffRoadEquipment	OperHorsePower	97.00	200.00
tblOperationalOffRoadEquipment	OperHoursPerDay	8.00	4.00
tblOperationalOffRoadEquipment	OperOffRoadEquipmentNumber	0.00	1.00
tblVehicleEF	HHD	0.63	0.03
tblVehicleEF	HHD	0.16	0.14
tblVehicleEF	HHD	0.08	1.0000e-006
tblVehicleEF	HHD	2.36	5.39
tblVehicleEF	HHD	1.29	0.84
tblVehicleEF	HHD	3.99	0.01
tblVehicleEF	HHD	4,116.44	1,057.87
tblVehicleEF	HHD	1,683.99	1,517.44
tblVehicleEF	HHD	12.64	0.09
tblVehicleEF	HHD	20.04	5.92
tblVehicleEF	HHD	3.96	3.93
tblVehicleEF	HHD	0.02	8.4880e-003
tblVehicleEF	HHD	0.06	0.06
tblVehicleEF	HHD	0.03	0.04

tblVehicleEF	HHD	0.02	0.05
tblVehicleEF	HHD	1.1600e-004	1.0000e-006
tblVehicleEF	HHD	0.02	8.1210e-003
tblVehicleEF	HHD	0.03	0.03
tblVehicleEF	HHD	8.6750e-003	8.7680e-003
tblVehicleEF	HHD	0.02	0.05
tblVehicleEF	HHD	1.0700e-004	1.0000e-006
tblVehicleEF	HHD	1.1800e-004	6.0000e-006
tblVehicleEF	HHD	4.9160e-003	2.4300e-004
tblVehicleEF	HHD	0.57	0.41
tblVehicleEF	HHD	8.9000e-005	4.0000e-006
tblVehicleEF	HHD	0.13	0.12
tblVehicleEF	HHD	4.6300e-004	1.1210e-003
tblVehicleEF	HHD	0.10	4.0000e-006
tblVehicleEF	HHD	0.04	9.6940e-003
tblVehicleEF	HHD	0.02	0.01
tblVehicleEF	HHD	1.9200e-004	1.0000e-006
tblVehicleEF	HHD	1.1800e-004	6.0000e-006
tblVehicleEF	HHD	4.9160e-003	2.4300e-004
tblVehicleEF	HHD	0.68	0.48
tblVehicleEF	HHD	8.9000e-005	4.0000e-006
tblVehicleEF	HHD	0.31	0.27
tblVehicleEF	HHD	4.6300e-004	1.1210e-003
tblVehicleEF	HHD	0.11	5.0000e-006
tblVehicleEF	HHD	0.59	0.03
tblVehicleEF	HHD	0.16	0.14
tblVehicleEF	HHD	0.08	1.0000e-006

tblVehicleEF	HHD	1.72	5.25
tblVehicleEF	HHD	1.30	0.84
tblVehicleEF	HHD	3.80	0.01
tblVehicleEF	HHD	4,359.67	1,057.02
tblVehicleEF	HHD	1,683.99	1,517.44
tblVehicleEF	HHD	12.64	0.09
tblVehicleEF	HHD	20.68	5.78
tblVehicleEF	HHD	3.75	3.72
tblVehicleEF	HHD	0.02	7.8070e-003
tblVehicleEF	HHD	0.06	0.06
tblVehicleEF	HHD	0.03	0.04
tblVehicleEF	HHD	0.02	0.05
tblVehicleEF	HHD	1.1600e-004	1.0000e-006
tblVehicleEF	HHD	0.02	7.4700e-003
tblVehicleEF	HHD	0.03	0.03
tblVehicleEF	HHD	8.6750e-003	8.7680e-003
tblVehicleEF	HHD	0.02	0.05
tblVehicleEF	HHD	1.0700e-004	1.0000e-006
tblVehicleEF	HHD	1.6900e-004	9.0000e-006
tblVehicleEF	HHD	5.0090e-003	2.4600e-004
tblVehicleEF	HHD	0.54	0.43
tblVehicleEF	HHD	1.2500e-004	6.0000e-006
tblVehicleEF	HHD	0.13	0.12
tblVehicleEF	HHD	4.4900e-004	1.1010e-003
tblVehicleEF	HHD	0.09	4.0000e-006
tblVehicleEF	HHD	0.04	9.6850e-003
tblVehicleEF	HHD	0.02	0.01

tblVehicleEF	HHD	1.8900e-004	1.0000e-006
tblVehicleEF	HHD	1.6900e-004	9.0000e-006
tblVehicleEF	HHD	5.0090e-003	2.4600e-004
tblVehicleEF	HHD	0.64	0.50
tblVehicleEF	HHD	1.2500e-004	6.0000e-006
tblVehicleEF	HHD	0.31	0.27
tblVehicleEF	HHD	4.4900e-004	1.1010e-003
tblVehicleEF	HHD	0.10	4.0000e-006
tblVehicleEF	HHD	0.68	0.02
tblVehicleEF	HHD	0.16	5.0360e-003
tblVehicleEF	HHD	0.08	1.0000e-006
tblVehicleEF	HHD	3.25	5.42
tblVehicleEF	HHD	1.29	0.46
tblVehicleEF	HHD	4.03	0.01
tblVehicleEF	HHD	3,780.54	1,027.42
tblVehicleEF	HHD	1,683.99	1,421.63
tblVehicleEF	HHD	12.64	0.09
tblVehicleEF	HHD	19.16	5.92
tblVehicleEF	HHD	3.89	3.78
tblVehicleEF	HHD	0.02	8.9820e-003
tblVehicleEF	HHD	0.06	0.06
tblVehicleEF	HHD	0.03	0.03
tblVehicleEF	HHD	0.02	0.05
tblVehicleEF	HHD	1.1600e-004	1.0000e-006
tblVehicleEF	HHD	0.02	8.5930e-003
tblVehicleEF	HHD	0.03	0.03
tblVehicleEF	HHD	8.6750e-003	8.5160e-003

tblVehicleEF	HHD	0.02	0.05
tblVehicleEF	HHD	1.0700e-004	1.0000e-006
tblVehicleEF	HHD	1.1700e-004	6.0000e-006
tblVehicleEF	HHD	5.3110e-003	2.7000e-004
tblVehicleEF	HHD	0.61	0.39
tblVehicleEF	HHD	9.0000e-005	4.0000e-006
tblVehicleEF	HHD	0.13	0.11
tblVehicleEF	HHD	5.0200e-004	1.1940e-003
tblVehicleEF	HHD	0.10	4.0000e-006
tblVehicleEF	HHD	0.03	9.7070e-003
tblVehicleEF	HHD	0.02	0.01
tblVehicleEF	HHD	1.9300e-004	1.0000e-006
tblVehicleEF	HHD	1.1700e-004	6.0000e-006
tblVehicleEF	HHD	5.3110e-003	2.7000e-004
tblVehicleEF	HHD	0.73	0.44
tblVehicleEF	HHD	9.0000e-005	4.0000e-006
tblVehicleEF	HHD	0.31	0.12
tblVehicleEF	HHD	5.0200e-004	1.1940e-003
tblVehicleEF	HHD	0.11	5.0000e-006
tblVehicleEF	LDA	4.3340e-003	2.6620e-003
tblVehicleEF	LDA	5.1760e-003	0.05
tblVehicleEF	LDA	0.58	0.68
tblVehicleEF	LDA	1.10	2.11
tblVehicleEF	LDA	263.86	265.52
tblVehicleEF	LDA	58.33	54.23
tblVehicleEF	LDA	0.05	0.04
tblVehicleEF	LDA	1.9130e-003	1.6720e-003

tblVehicleEF	LDA	2.2790e-003	1.9250e-003
tblVehicleEF	LDA	1.7630e-003	1.5400e-003
tblVehicleEF	LDA	2.0960e-003	1.7700e-003
tblVehicleEF	LDA	0.04	0.05
tblVehicleEF	LDA	0.09	0.10
tblVehicleEF	LDA	0.03	0.05
tblVehicleEF	LDA	0.01	0.01
tblVehicleEF	LDA	0.04	0.21
tblVehicleEF	LDA	0.07	0.23
tblVehicleEF	LDA	2.6420e-003	2.6270e-003
tblVehicleEF	LDA	6.0200e-004	5.3700e-004
tblVehicleEF	LDA	0.04	0.05
tblVehicleEF	LDA	0.09	0.10
tblVehicleEF	LDA	0.03	0.05
tblVehicleEF	LDA	0.02	0.01
tblVehicleEF	LDA	0.04	0.21
tblVehicleEF	LDA	0.08	0.25
tblVehicleEF	LDA	4.5760e-003	2.8320e-003
tblVehicleEF	LDA	4.6500e-003	0.05
tblVehicleEF	LDA	0.63	0.74
tblVehicleEF	LDA	0.95	1.82
tblVehicleEF	LDA	274.96	276.40
tblVehicleEF	LDA	58.33	53.69
tblVehicleEF	LDA	0.04	0.03
tblVehicleEF	LDA	1.9130e-003	1.6720e-003
tblVehicleEF	LDA	2.2790e-003	1.9250e-003
tblVehicleEF	LDA	1.7630e-003	1.5400e-003

tblVehicleEF	LDA	2.0960e-003	1.7700e-003
tblVehicleEF	LDA	0.05	0.07
tblVehicleEF	LDA	0.09	0.10
tblVehicleEF	LDA	0.05	0.07
tblVehicleEF	LDA	0.01	0.01
tblVehicleEF	LDA	0.04	0.19
tblVehicleEF	LDA	0.06	0.21
tblVehicleEF	LDA	2.7540e-003	2.7340e-003
tblVehicleEF	LDA	5.9900e-004	5.3100e-004
tblVehicleEF	LDA	0.05	0.07
tblVehicleEF	LDA	0.09	0.10
tblVehicleEF	LDA	0.05	0.07
tblVehicleEF	LDA	0.02	0.02
tblVehicleEF	LDA	0.04	0.19
tblVehicleEF	LDA	0.07	0.23
tblVehicleEF	LDA	4.2520e-003	2.6080e-003
tblVehicleEF	LDA	5.2830e-003	0.05
tblVehicleEF	LDA	0.56	0.65
tblVehicleEF	LDA	1.13	2.18
tblVehicleEF	LDA	259.76	261.50
tblVehicleEF	LDA	58.33	54.34
tblVehicleEF	LDA	0.05	0.04
tblVehicleEF	LDA	1.9130e-003	1.6720e-003
tblVehicleEF	LDA	2.2790e-003	1.9250e-003
tblVehicleEF	LDA	1.7630e-003	1.5400e-003
tblVehicleEF	LDA	2.0960e-003	1.7700e-003
tblVehicleEF	LDA	0.04	0.05

tblVehicleEF	LDA	0.10	0.10
tblVehicleEF	LDA	0.03	0.05
tblVehicleEF	LDA	0.01	0.01
tblVehicleEF	LDA	0.04	0.23
tblVehicleEF	LDA	0.07	0.23
tblVehicleEF	LDA	2.6010e-003	2.5870e-003
tblVehicleEF	LDA	6.0200e-004	5.3800e-004
tblVehicleEF	LDA	0.04	0.05
tblVehicleEF	LDA	0.10	0.10
tblVehicleEF	LDA	0.03	0.05
tblVehicleEF	LDA	0.02	0.01
tblVehicleEF	LDA	0.04	0.23
tblVehicleEF	LDA	0.08	0.26
tblVehicleEF	LDT1	9.9920e-003	6.2080e-003
tblVehicleEF	LDT1	0.01	0.07
tblVehicleEF	LDT1	1.19	1.26
tblVehicleEF	LDT1	2.74	2.32
tblVehicleEF	LDT1	324.21	313.05
tblVehicleEF	LDT1	71.81	65.11
tblVehicleEF	LDT1	0.11	0.10
tblVehicleEF	LDT1	2.5570e-003	2.3060e-003
tblVehicleEF	LDT1	3.2780e-003	2.6450e-003
tblVehicleEF	LDT1	2.3530e-003	2.1220e-003
tblVehicleEF	LDT1	3.0150e-003	2.4330e-003
tblVehicleEF	LDT1	0.12	0.12
tblVehicleEF	LDT1	0.25	0.19
tblVehicleEF	LDT1	0.10	0.11

tblVehicleEF	LDT1	0.02	0.03
tblVehicleEF	LDT1	0.16	0.66
tblVehicleEF	LDT1	0.19	0.36
tblVehicleEF	LDT1	3.2560e-003	3.0980e-003
tblVehicleEF	LDT1	7.6600e-004	6.4400e-004
tblVehicleEF	LDT1	0.12	0.12
tblVehicleEF	LDT1	0.25	0.19
tblVehicleEF	LDT1	0.10	0.11
tblVehicleEF	LDT1	0.04	0.04
tblVehicleEF	LDT1	0.16	0.66
tblVehicleEF	LDT1	0.21	0.40
tblVehicleEF	LDT1	0.01	6.5570e-003
tblVehicleEF	LDT1	0.01	0.07
tblVehicleEF	LDT1	1.28	1.36
tblVehicleEF	LDT1	2.36	2.00
tblVehicleEF	LDT1	337.31	324.18
tblVehicleEF	LDT1	71.81	64.47
tblVehicleEF	LDT1	0.10	0.09
tblVehicleEF	LDT1	2.5570e-003	2.3060e-003
tblVehicleEF	LDT1	3.2780e-003	2.6450e-003
tblVehicleEF	LDT1	2.3530e-003	2.1220e-003
tblVehicleEF	LDT1	3.0150e-003	2.4330e-003
tblVehicleEF	LDT1	0.17	0.18
tblVehicleEF	LDT1	0.26	0.20
tblVehicleEF	LDT1	0.14	0.15
tblVehicleEF	LDT1	0.03	0.03
tblVehicleEF	LDT1	0.14	0.61

tblVehicleEF	LDT1	0.17	0.32
tblVehicleEF	LDT1	3.3880e-003	3.2080e-003
tblVehicleEF	LDT1	7.5900e-004	6.3800e-004
tblVehicleEF	LDT1	0.17	0.18
tblVehicleEF	LDT1	0.26	0.20
tblVehicleEF	LDT1	0.14	0.15
tblVehicleEF	LDT1	0.04	0.04
tblVehicleEF	LDT1	0.14	0.61
tblVehicleEF	LDT1	0.19	0.36
tblVehicleEF	LDT1	9.8200e-003	6.0950e-003
tblVehicleEF	LDT1	0.01	0.07
tblVehicleEF	LDT1	1.16	1.22
tblVehicleEF	LDT1	2.82	2.40
tblVehicleEF	LDT1	319.38	308.94
tblVehicleEF	LDT1	71.81	65.25
tblVehicleEF	LDT1	0.11	0.10
tblVehicleEF	LDT1	2.5570e-003	2.3060e-003
tblVehicleEF	LDT1	3.2780e-003	2.6450e-003
tblVehicleEF	LDT1	2.3530e-003	2.1220e-003
tblVehicleEF	LDT1	3.0150e-003	2.4330e-003
tblVehicleEF	LDT1	0.12	0.13
tblVehicleEF	LDT1	0.29	0.22
tblVehicleEF	LDT1	0.10	0.11
tblVehicleEF	LDT1	0.02	0.03
tblVehicleEF	LDT1	0.18	0.78
tblVehicleEF	LDT1	0.19	0.37
tblVehicleEF	LDT1	3.2070e-003	3.0570e-003

tblVehicleEF	LDT1	7.6700e-004	6.4600e-004
tblVehicleEF	LDT1	0.12	0.13
tblVehicleEF	LDT1	0.29	0.22
tblVehicleEF	LDT1	0.10	0.11
tblVehicleEF	LDT1	0.04	0.04
tblVehicleEF	LDT1	0.18	0.78
tblVehicleEF	LDT1	0.21	0.41
tblVehicleEF	LDT2	5.7840e-003	4.0560e-003
tblVehicleEF	LDT2	6.6620e-003	0.07
tblVehicleEF	LDT2	0.74	0.91
tblVehicleEF	LDT2	1.41	2.69
tblVehicleEF	LDT2	369.26	341.01
tblVehicleEF	LDT2	81.71	71.31
tblVehicleEF	LDT2	0.07	0.07
tblVehicleEF	LDT2	1.8090e-003	1.6370e-003
tblVehicleEF	LDT2	2.1990e-003	1.8210e-003
tblVehicleEF	LDT2	1.6640e-003	1.5060e-003
tblVehicleEF	LDT2	2.0220e-003	1.6740e-003
tblVehicleEF	LDT2	0.05	0.07
tblVehicleEF	LDT2	0.11	0.12
tblVehicleEF	LDT2	0.05	0.08
tblVehicleEF	LDT2	0.01	0.02
tblVehicleEF	LDT2	0.06	0.39
tblVehicleEF	LDT2	0.09	0.32
tblVehicleEF	LDT2	3.6980e-003	3.3740e-003
tblVehicleEF	LDT2	8.4100e-004	7.0600e-004
tblVehicleEF	LDT2	0.05	0.07

tblVehicleEF	LDT2	0.11	0.12
tblVehicleEF	LDT2	0.05	0.08
tblVehicleEF	LDT2	0.02	0.02
tblVehicleEF	LDT2	0.06	0.39
tblVehicleEF	LDT2	0.10	0.35
tblVehicleEF	LDT2	6.1050e-003	4.3050e-003
tblVehicleEF	LDT2	5.9960e-003	0.06
tblVehicleEF	LDT2	0.80	0.99
tblVehicleEF	LDT2	1.22	2.32
tblVehicleEF	LDT2	384.42	352.00
tblVehicleEF	LDT2	81.71	70.61
tblVehicleEF	LDT2	0.06	0.06
tblVehicleEF	LDT2	1.8090e-003	1.6370e-003
tblVehicleEF	LDT2	2.1990e-003	1.8210e-003
tblVehicleEF	LDT2	1.6640e-003	1.5060e-003
tblVehicleEF	LDT2	2.0220e-003	1.6740e-003
tblVehicleEF	LDT2	0.07	0.11
tblVehicleEF	LDT2	0.11	0.13
tblVehicleEF	LDT2	0.07	0.10
tblVehicleEF	LDT2	0.02	0.02
tblVehicleEF	LDT2	0.05	0.36
tblVehicleEF	LDT2	0.08	0.29
tblVehicleEF	LDT2	3.8500e-003	3.4820e-003
tblVehicleEF	LDT2	8.3800e-004	6.9900e-004
tblVehicleEF	LDT2	0.07	0.11
tblVehicleEF	LDT2	0.11	0.13
tblVehicleEF	LDT2	0.07	0.10

tblVehicleEF	LDT2	0.02	0.02
tblVehicleEF	LDT2	0.05	0.36
tblVehicleEF	LDT2	0.09	0.31
tblVehicleEF	LDT2	5.6750e-003	3.9780e-003
tblVehicleEF	LDT2	6.7990e-003	0.07
tblVehicleEF	LDT2	0.72	0.88
tblVehicleEF	LDT2	1.45	2.77
tblVehicleEF	LDT2	363.66	336.95
tblVehicleEF	LDT2	81.71	71.46
tblVehicleEF	LDT2	0.07	0.07
tblVehicleEF	LDT2	1.8090e-003	1.6370e-003
tblVehicleEF	LDT2	2.1990e-003	1.8210e-003
tblVehicleEF	LDT2	1.6640e-003	1.5060e-003
tblVehicleEF	LDT2	2.0220e-003	1.6740e-003
tblVehicleEF	LDT2	0.04	0.07
tblVehicleEF	LDT2	0.11	0.13
tblVehicleEF	LDT2	0.05	0.08
tblVehicleEF	LDT2	0.01	0.02
tblVehicleEF	LDT2	0.07	0.46
tblVehicleEF	LDT2	0.09	0.33
tblVehicleEF	LDT2	3.6420e-003	3.3340e-003
tblVehicleEF	LDT2	8.4100e-004	7.0700e-004
tblVehicleEF	LDT2	0.04	0.07
tblVehicleEF	LDT2	0.11	0.13
tblVehicleEF	LDT2	0.05	0.08
tblVehicleEF	LDT2	0.02	0.02
tblVehicleEF	LDT2	0.07	0.46

tblVehicleEF	LDT2	0.10	0.36
tblVehicleEF	LHD1	5.7990e-003	5.8180e-003
tblVehicleEF	LHD1	0.01	5.0100e-003
tblVehicleEF	LHD1	0.02	0.02
tblVehicleEF	LHD1	0.15	0.19
tblVehicleEF	LHD1	0.78	0.57
tblVehicleEF	LHD1	2.55	1.09
tblVehicleEF	LHD1	9.03	9.05
tblVehicleEF	LHD1	603.73	667.72
tblVehicleEF	LHD1	33.13	12.41
tblVehicleEF	LHD1	0.08	0.06
tblVehicleEF	LHD1	1.27	0.81
tblVehicleEF	LHD1	8.6000e-004	7.5600e-004
tblVehicleEF	LHD1	0.01	9.6460e-003
tblVehicleEF	LHD1	0.01	7.2150e-003
tblVehicleEF	LHD1	9.1700e-004	2.5500e-004
tblVehicleEF	LHD1	8.2300e-004	7.2300e-004
tblVehicleEF	LHD1	2.5110e-003	2.4120e-003
tblVehicleEF	LHD1	9.9290e-003	6.8770e-003
tblVehicleEF	LHD1	8.4300e-004	2.3500e-004
tblVehicleEF	LHD1	2.8210e-003	2.2570e-003
tblVehicleEF	LHD1	0.10	0.07
tblVehicleEF	LHD1	0.02	0.02
tblVehicleEF	LHD1	1.7870e-003	1.4220e-003
tblVehicleEF	LHD1	0.06	0.05
tblVehicleEF	LHD1	0.28	0.47
tblVehicleEF	LHD1	0.27	0.08

tblVehicleEF	LHD1	9.1000e-005	8.8000e-005
tblVehicleEF	LHD1	5.9280e-003	6.5210e-003
tblVehicleEF	LHD1	3.7900e-004	1.2300e-004
tblVehicleEF	LHD1	2.8210e-003	2.2570e-003
tblVehicleEF	LHD1	0.10	0.07
tblVehicleEF	LHD1	0.02	0.03
tblVehicleEF	LHD1	1.7870e-003	1.4220e-003
tblVehicleEF	LHD1	0.08	0.06
tblVehicleEF	LHD1	0.28	0.47
tblVehicleEF	LHD1	0.29	0.09
tblVehicleEF	LHD1	5.7990e-003	5.8300e-003
tblVehicleEF	LHD1	0.01	5.0980e-003
tblVehicleEF	LHD1	0.02	0.02
tblVehicleEF	LHD1	0.15	0.19
tblVehicleEF	LHD1	0.79	0.58
tblVehicleEF	LHD1	2.44	1.04
tblVehicleEF	LHD1	9.03	9.05
tblVehicleEF	LHD1	603.73	667.74
tblVehicleEF	LHD1	33.13	12.33
tblVehicleEF	LHD1	0.08	0.06
tblVehicleEF	LHD1	1.19	0.76
tblVehicleEF	LHD1	8.6000e-004	7.5600e-004
tblVehicleEF	LHD1	0.01	9.6460e-003
tblVehicleEF	LHD1	0.01	7.2150e-003
tblVehicleEF	LHD1	9.1700e-004	2.5500e-004
tblVehicleEF	LHD1	8.2300e-004	7.2300e-004
tblVehicleEF	LHD1	2.5110e-003	2.4120e-003

tblVehicleEF	LHD1	9.9290e-003	6.8770e-003
tblVehicleEF	LHD1	8.4300e-004	2.3500e-004
tblVehicleEF	LHD1	3.9390e-003	3.1600e-003
tblVehicleEF	LHD1	0.10	0.07
tblVehicleEF	LHD1	0.02	0.02
tblVehicleEF	LHD1	2.4300e-003	1.9450e-003
tblVehicleEF	LHD1	0.06	0.05
tblVehicleEF	LHD1	0.27	0.45
tblVehicleEF	LHD1	0.26	0.08
tblVehicleEF	LHD1	9.1000e-005	8.8000e-005
tblVehicleEF	LHD1	5.9280e-003	6.5210e-003
tblVehicleEF	LHD1	3.7700e-004	1.2200e-004
tblVehicleEF	LHD1	3.9390e-003	3.1600e-003
tblVehicleEF	LHD1	0.10	0.07
tblVehicleEF	LHD1	0.02	0.03
tblVehicleEF	LHD1	2.4300e-003	1.9450e-003
tblVehicleEF	LHD1	0.08	0.06
tblVehicleEF	LHD1	0.27	0.45
tblVehicleEF	LHD1	0.28	0.08
tblVehicleEF	LHD1	5.7990e-003	5.8160e-003
tblVehicleEF	LHD1	0.01	4.9860e-003
tblVehicleEF	LHD1	0.02	0.02
tblVehicleEF	LHD1	0.15	0.19
tblVehicleEF	LHD1	0.77	0.57
tblVehicleEF	LHD1	2.56	1.09
tblVehicleEF	LHD1	9.03	9.05
tblVehicleEF	LHD1	603.73	667.72

tblVehicleEF	LHD1	33.13	12.42
tblVehicleEF	LHD1	0.08	0.06
tblVehicleEF	LHD1	1.24	0.80
tblVehicleEF	LHD1	8.6000e-004	7.5600e-004
tblVehicleEF	LHD1	0.01	9.6460e-003
tblVehicleEF	LHD1	0.01	7.2150e-003
tblVehicleEF	LHD1	9.1700e-004	2.5500e-004
tblVehicleEF	LHD1	8.2300e-004	7.2300e-004
tblVehicleEF	LHD1	2.5110e-003	2.4120e-003
tblVehicleEF	LHD1	9.9290e-003	6.8770e-003
tblVehicleEF	LHD1	8.4300e-004	2.3500e-004
tblVehicleEF	LHD1	2.9400e-003	2.3610e-003
tblVehicleEF	LHD1	0.11	0.08
tblVehicleEF	LHD1	0.02	0.02
tblVehicleEF	LHD1	1.8110e-003	1.4460e-003
tblVehicleEF	LHD1	0.06	0.05
tblVehicleEF	LHD1	0.30	0.50
tblVehicleEF	LHD1	0.27	0.08
tblVehicleEF	LHD1	9.1000e-005	8.8000e-005
tblVehicleEF	LHD1	5.9280e-003	6.5210e-003
tblVehicleEF	LHD1	3.8000e-004	1.2300e-004
tblVehicleEF	LHD1	2.9400e-003	2.3610e-003
tblVehicleEF	LHD1	0.11	0.08
tblVehicleEF	LHD1	0.02	0.03
tblVehicleEF	LHD1	1.8110e-003	1.4460e-003
tblVehicleEF	LHD1	0.08	0.06
tblVehicleEF	LHD1	0.30	0.50

tblVehicleEF	LHD1	0.29	0.09
tblVehicleEF	LHD2	4.2890e-003	4.2530e-003
tblVehicleEF	LHD2	4.2710e-003	3.6630e-003
tblVehicleEF	LHD2	9.4470e-003	0.01
tblVehicleEF	LHD2	0.13	0.16
tblVehicleEF	LHD2	0.36	0.41
tblVehicleEF	LHD2	1.38	0.76
tblVehicleEF	LHD2	13.67	13.61
tblVehicleEF	LHD2	619.08	679.10
tblVehicleEF	LHD2	28.46	10.01
tblVehicleEF	LHD2	0.10	0.09
tblVehicleEF	LHD2	0.87	0.94
tblVehicleEF	LHD2	1.1890e-003	1.1970e-003
tblVehicleEF	LHD2	0.01	0.01
tblVehicleEF	LHD2	9.7400e-003	0.01
tblVehicleEF	LHD2	4.6100e-004	1.4900e-004
tblVehicleEF	LHD2	1.1370e-003	1.1460e-003
tblVehicleEF	LHD2	2.6460e-003	2.6120e-003
tblVehicleEF	LHD2	9.3060e-003	9.6640e-003
tblVehicleEF	LHD2	4.2300e-004	1.3700e-004
tblVehicleEF	LHD2	1.1610e-003	1.4570e-003
tblVehicleEF	LHD2	0.04	0.05
tblVehicleEF	LHD2	0.02	0.02
tblVehicleEF	LHD2	7.7900e-004	9.3400e-004
tblVehicleEF	LHD2	0.05	0.05
tblVehicleEF	LHD2	0.09	0.30
tblVehicleEF	LHD2	0.13	0.06

tblVehicleEF	LHD2	1.3400e-004	1.3100e-004
tblVehicleEF	LHD2	6.0340e-003	6.5780e-003
tblVehicleEF	LHD2	3.1000e-004	9.9000e-005
tblVehicleEF	LHD2	1.1610e-003	1.4570e-003
tblVehicleEF	LHD2	0.04	0.05
tblVehicleEF	LHD2	0.02	0.03
tblVehicleEF	LHD2	7.7900e-004	9.3400e-004
tblVehicleEF	LHD2	0.05	0.06
tblVehicleEF	LHD2	0.09	0.30
tblVehicleEF	LHD2	0.14	0.06
tblVehicleEF	LHD2	4.2890e-003	4.2620e-003
tblVehicleEF	LHD2	4.3220e-003	3.7010e-003
tblVehicleEF	LHD2	9.1410e-003	0.01
tblVehicleEF	LHD2	0.13	0.16
tblVehicleEF	LHD2	0.37	0.41
tblVehicleEF	LHD2	1.32	0.73
tblVehicleEF	LHD2	13.67	13.61
tblVehicleEF	LHD2	619.08	679.11
tblVehicleEF	LHD2	28.46	9.96
tblVehicleEF	LHD2	0.10	0.09
tblVehicleEF	LHD2	0.82	0.88
tblVehicleEF	LHD2	1.1890e-003	1.1970e-003
tblVehicleEF	LHD2	0.01	0.01
tblVehicleEF	LHD2	9.7400e-003	0.01
tblVehicleEF	LHD2	4.6100e-004	1.4900e-004
tblVehicleEF	LHD2	1.1370e-003	1.1460e-003
tblVehicleEF	LHD2	2.6460e-003	2.6120e-003

tblVehicleEF	LHD2	9.3060e-003	9.6640e-003
tblVehicleEF	LHD2	4.2300e-004	1.3700e-004
tblVehicleEF	LHD2	1.6270e-003	2.0410e-003
tblVehicleEF	LHD2	0.04	0.05
tblVehicleEF	LHD2	0.02	0.02
tblVehicleEF	LHD2	1.0610e-003	1.2770e-003
tblVehicleEF	LHD2	0.05	0.05
tblVehicleEF	LHD2	0.08	0.29
tblVehicleEF	LHD2	0.12	0.05
tblVehicleEF	LHD2	1.3400e-004	1.3100e-004
tblVehicleEF	LHD2	6.0340e-003	6.5780e-003
tblVehicleEF	LHD2	3.0900e-004	9.9000e-005
tblVehicleEF	LHD2	1.6270e-003	2.0410e-003
tblVehicleEF	LHD2	0.04	0.05
tblVehicleEF	LHD2	0.02	0.03
tblVehicleEF	LHD2	1.0610e-003	1.2770e-003
tblVehicleEF	LHD2	0.05	0.06
tblVehicleEF	LHD2	0.08	0.29
tblVehicleEF	LHD2	0.13	0.06
tblVehicleEF	LHD2	4.2890e-003	4.2510e-003
tblVehicleEF	LHD2	4.2570e-003	3.6530e-003
tblVehicleEF	LHD2	9.5090e-003	0.01
tblVehicleEF	LHD2	0.13	0.16
tblVehicleEF	LHD2	0.36	0.41
tblVehicleEF	LHD2	1.38	0.76
tblVehicleEF	LHD2	13.67	13.61
tblVehicleEF	LHD2	619.08	679.10

tblVehicleEF	LHD2	28.46	10.02
tblVehicleEF	LHD2	0.10	0.09
tblVehicleEF	LHD2	0.85	0.92
tblVehicleEF	LHD2	1.1890e-003	1.1970e-003
tblVehicleEF	LHD2	0.01	0.01
tblVehicleEF	LHD2	9.7400e-003	0.01
tblVehicleEF	LHD2	4.6100e-004	1.4900e-004
tblVehicleEF	LHD2	1.1370e-003	1.1460e-003
tblVehicleEF	LHD2	2.6460e-003	2.6120e-003
tblVehicleEF	LHD2	9.3060e-003	9.6640e-003
tblVehicleEF	LHD2	4.2300e-004	1.3700e-004
tblVehicleEF	LHD2	1.1810e-003	1.5020e-003
tblVehicleEF	LHD2	0.04	0.06
tblVehicleEF	LHD2	0.02	0.02
tblVehicleEF	LHD2	7.7800e-004	9.3300e-004
tblVehicleEF	LHD2	0.05	0.05
tblVehicleEF	LHD2	0.10	0.33
tblVehicleEF	LHD2	0.13	0.06
tblVehicleEF	LHD2	1.3400e-004	1.3100e-004
tblVehicleEF	LHD2	6.0340e-003	6.5780e-003
tblVehicleEF	LHD2	3.1000e-004	9.9000e-005
tblVehicleEF	LHD2	1.1810e-003	1.5020e-003
tblVehicleEF	LHD2	0.04	0.06
tblVehicleEF	LHD2	0.02	0.03
tblVehicleEF	LHD2	7.7800e-004	9.3300e-004
tblVehicleEF	LHD2	0.05	0.06
tblVehicleEF	LHD2	0.10	0.33

tblVehicleEF	LHD2	0.14	0.06
tblVehicleEF	MCY	0.48	0.35
tblVehicleEF	MCY	0.15	0.24
tblVehicleEF	MCY	18.61	18.90
tblVehicleEF	MCY	9.56	8.43
tblVehicleEF	MCY	177.57	214.49
tblVehicleEF	MCY	45.30	60.11
tblVehicleEF	MCY	1.12	1.12
tblVehicleEF	MCY	2.1370e-003	2.1160e-003
tblVehicleEF	MCY	3.9240e-003	3.2680e-003
tblVehicleEF	MCY	1.9990e-003	1.9800e-003
tblVehicleEF	MCY	3.7000e-003	3.0810e-003
tblVehicleEF	MCY	1.13	1.16
tblVehicleEF	MCY	0.69	0.72
tblVehicleEF	MCY	0.71	0.72
tblVehicleEF	MCY	2.38	2.40
tblVehicleEF	MCY	0.65	2.07
tblVehicleEF	MCY	2.05	1.82
tblVehicleEF	MCY	2.1510e-003	2.1230e-003
tblVehicleEF	MCY	6.7000e-004	5.9500e-004
tblVehicleEF	MCY	1.13	1.16
tblVehicleEF	MCY	0.69	0.72
tblVehicleEF	MCY	0.71	0.72
tblVehicleEF	MCY	2.95	2.97
tblVehicleEF	MCY	0.65	2.07
tblVehicleEF	MCY	2.24	1.98
tblVehicleEF	MCY	0.47	0.35

tblVehicleEF	MCY	0.14	0.21
tblVehicleEF	MCY	17.91	18.17
tblVehicleEF	MCY	8.81	7.74
tblVehicleEF	MCY	177.57	213.12
tblVehicleEF	MCY	45.30	58.36
tblVehicleEF	MCY	0.98	0.98
tblVehicleEF	MCY	2.1370e-003	2.1160e-003
tblVehicleEF	MCY	3.9240e-003	3.2680e-003
tblVehicleEF	MCY	1.9990e-003	1.9800e-003
tblVehicleEF	MCY	3.7000e-003	3.0810e-003
tblVehicleEF	MCY	1.71	1.74
tblVehicleEF	MCY	0.73	0.76
tblVehicleEF	MCY	1.12	1.14
tblVehicleEF	MCY	2.33	2.34
tblVehicleEF	MCY	0.61	1.94
tblVehicleEF	MCY	1.85	1.62
tblVehicleEF	MCY	2.1380e-003	2.1090e-003
tblVehicleEF	MCY	6.5100e-004	5.7700e-004
tblVehicleEF	MCY	1.71	1.74
tblVehicleEF	MCY	0.73	0.76
tblVehicleEF	MCY	1.12	1.14
tblVehicleEF	MCY	2.89	2.90
tblVehicleEF	MCY	0.61	1.94
tblVehicleEF	MCY	2.01	1.77
tblVehicleEF	MCY	0.48	0.35
tblVehicleEF	MCY	0.15	0.24
tblVehicleEF	MCY	18.72	19.01

tblVehicleEF	MCY	9.67	8.55
tblVehicleEF	MCY	177.57	214.70
tblVehicleEF	MCY	45.30	60.42
tblVehicleEF	MCY	1.09	1.09
tblVehicleEF	MCY	2.1370e-003	2.1160e-003
tblVehicleEF	MCY	3.9240e-003	3.2680e-003
tblVehicleEF	MCY	1.9990e-003	1.9800e-003
tblVehicleEF	MCY	3.7000e-003	3.0810e-003
tblVehicleEF	MCY	1.26	1.28
tblVehicleEF	MCY	0.89	0.92
tblVehicleEF	MCY	0.75	0.76
tblVehicleEF	MCY	2.39	2.41
tblVehicleEF	MCY	0.75	2.38
tblVehicleEF	MCY	2.09	1.86
tblVehicleEF	MCY	2.1530e-003	2.1250e-003
tblVehicleEF	MCY	6.7300e-004	5.9800e-004
tblVehicleEF	MCY	1.26	1.28
tblVehicleEF	MCY	0.89	0.92
tblVehicleEF	MCY	0.75	0.76
tblVehicleEF	MCY	2.97	2.98
tblVehicleEF	MCY	0.75	2.38
tblVehicleEF	MCY	2.28	2.02
tblVehicleEF	MDV	0.01	5.6010e-003
tblVehicleEF	MDV	0.01	0.08
tblVehicleEF	MDV	1.26	1.12
tblVehicleEF	MDV	2.62	3.12
tblVehicleEF	MDV	500.02	420.73

tblVehicleEF	MDV	108.15	86.72
tblVehicleEF	MDV	0.14	0.10
tblVehicleEF	MDV	1.9190e-003	1.7850e-003
tblVehicleEF	MDV	2.3090e-003	1.9840e-003
tblVehicleEF	MDV	1.7700e-003	1.6470e-003
tblVehicleEF	MDV	2.1250e-003	1.8250e-003
tblVehicleEF	MDV	0.07	0.08
tblVehicleEF	MDV	0.16	0.14
tblVehicleEF	MDV	0.07	0.09
tblVehicleEF	MDV	0.03	0.02
tblVehicleEF	MDV	0.10	0.42
tblVehicleEF	MDV	0.20	0.41
tblVehicleEF	MDV	5.0080e-003	4.1600e-003
tblVehicleEF	MDV	1.1270e-003	8.5800e-004
tblVehicleEF	MDV	0.07	0.08
tblVehicleEF	MDV	0.16	0.14
tblVehicleEF	MDV	0.07	0.09
tblVehicleEF	MDV	0.04	0.03
tblVehicleEF	MDV	0.10	0.42
tblVehicleEF	MDV	0.22	0.45
tblVehicleEF	MDV	0.01	5.9080e-003
tblVehicleEF	MDV	0.01	0.08
tblVehicleEF	MDV	1.36	1.20
tblVehicleEF	MDV	2.27	2.69
tblVehicleEF	MDV	519.96	432.28
tblVehicleEF	MDV	108.15	85.89
tblVehicleEF	MDV	0.12	0.09

tblVehicleEF	MDV	1.9190e-003	1.7850e-003
tblVehicleEF	MDV	2.3090e-003	1.9840e-003
tblVehicleEF	MDV	1.7700e-003	1.6470e-003
tblVehicleEF	MDV	2.1250e-003	1.8250e-003
tblVehicleEF	MDV	0.10	0.12
tblVehicleEF	MDV	0.16	0.14
tblVehicleEF	MDV	0.10	0.12
tblVehicleEF	MDV	0.03	0.03
tblVehicleEF	MDV	0.09	0.39
tblVehicleEF	MDV	0.18	0.37
tblVehicleEF	MDV	5.2090e-003	4.2740e-003
tblVehicleEF	MDV	1.1210e-003	8.5000e-004
tblVehicleEF	MDV	0.10	0.12
tblVehicleEF	MDV	0.16	0.14
tblVehicleEF	MDV	0.10	0.12
tblVehicleEF	MDV	0.05	0.04
tblVehicleEF	MDV	0.09	0.39
tblVehicleEF	MDV	0.20	0.40
tblVehicleEF	MDV	0.01	5.5000e-003
tblVehicleEF	MDV	0.02	0.09
tblVehicleEF	MDV	1.23	1.08
tblVehicleEF	MDV	2.69	3.21
tblVehicleEF	MDV	492.66	416.47
tblVehicleEF	MDV	108.15	86.90
tblVehicleEF	MDV	0.13	0.10
tblVehicleEF	MDV	1.9190e-003	1.7850e-003
tblVehicleEF	MDV	2.3090e-003	1.9840e-003

tblVehicleEF	MDV	1.7700e-003	1.6470e-003
tblVehicleEF	MDV	2.1250e-003	1.8250e-003
tblVehicleEF	MDV	0.06	0.08
tblVehicleEF	MDV	0.17	0.15
tblVehicleEF	MDV	0.07	0.09
tblVehicleEF	MDV	0.03	0.02
tblVehicleEF	MDV	0.11	0.49
tblVehicleEF	MDV	0.20	0.42
tblVehicleEF	MDV	4.9340e-003	4.1170e-003
tblVehicleEF	MDV	1.1290e-003	8.6000e-004
tblVehicleEF	MDV	0.06	0.08
tblVehicleEF	MDV	0.17	0.15
tblVehicleEF	MDV	0.07	0.09
tblVehicleEF	MDV	0.04	0.03
tblVehicleEF	MDV	0.11	0.49
tblVehicleEF	MDV	0.22	0.46
tblVehicleEF	MH	0.03	3.3600e-003
tblVehicleEF	MH	0.02	0.00
tblVehicleEF	MH	2.15	0.31
tblVehicleEF	MH	5.50	0.00
tblVehicleEF	MH	1,108.90	981.53
tblVehicleEF	MH	57.43	0.00
tblVehicleEF	MH	1.43	3.91
tblVehicleEF	MH	0.01	0.02
tblVehicleEF	MH	0.03	0.10
tblVehicleEF	MH	1.0490e-003	0.00
tblVehicleEF	MH	3.2420e-003	4.0000e-003

tblVehicleEF	MH	0.03	0.09
tblVehicleEF	MH	9.6500e-004	0.00
tblVehicleEF	MH	0.95	0.00
tblVehicleEF	MH	0.07	0.00
tblVehicleEF	MH	0.41	0.00
tblVehicleEF	MH	0.09	0.07
tblVehicleEF	MH	0.02	0.00
tblVehicleEF	MH	0.32	0.00
tblVehicleEF	MH	0.01	9.2790e-003
tblVehicleEF	MH	6.7000e-004	0.00
tblVehicleEF	MH	0.95	0.00
tblVehicleEF	MH	0.07	0.00
tblVehicleEF	MH	0.41	0.00
tblVehicleEF	MH	0.12	0.08
tblVehicleEF	MH	0.02	0.00
tblVehicleEF	MH	0.35	0.00
tblVehicleEF	MH	0.03	3.3600e-003
tblVehicleEF	MH	0.02	0.00
tblVehicleEF	MH	2.21	0.31
tblVehicleEF	MH	5.21	0.00
tblVehicleEF	MH	1,108.90	981.53
tblVehicleEF	MH	57.43	0.00
tblVehicleEF	MH	1.33	3.70
tblVehicleEF	MH	0.01	0.02
tblVehicleEF	MH	0.03	0.10
tblVehicleEF	MH	1.0490e-003	0.00
tblVehicleEF	MH	3.2420e-003	4.0000e-003

tblVehicleEF	MH	0.03	0.09
tblVehicleEF	MH	9.6500e-004	0.00
tblVehicleEF	MH	1.28	0.00
tblVehicleEF	MH	0.07	0.00
tblVehicleEF	MH	0.56	0.00
tblVehicleEF	MH	0.09	0.07
tblVehicleEF	MH	0.02	0.00
tblVehicleEF	MH	0.31	0.00
tblVehicleEF	MH	0.01	9.2790e-003
tblVehicleEF	MH	6.6500e-004	0.00
tblVehicleEF	MH	1.28	0.00
tblVehicleEF	MH	0.07	0.00
tblVehicleEF	MH	0.56	0.00
tblVehicleEF	MH	0.12	0.08
tblVehicleEF	MH	0.02	0.00
tblVehicleEF	MH	0.34	0.00
tblVehicleEF	MH	0.03	3.3600e-003
tblVehicleEF	MH	0.02	0.00
tblVehicleEF	MH	2.13	0.31
tblVehicleEF	MH	5.54	0.00
tblVehicleEF	MH	1,108.90	981.53
tblVehicleEF	MH	57.43	0.00
tblVehicleEF	MH	1.40	3.84
tblVehicleEF	MH	0.01	0.02
tblVehicleEF	MH	0.03	0.10
tblVehicleEF	MH	1.0490e-003	0.00
tblVehicleEF	MH	3.2420e-003	4.0000e-003

tblVehicleEF	MH	0.03	0.09
tblVehicleEF	MH	9.6500e-004	0.00
tblVehicleEF	MH	1.05	0.00
tblVehicleEF	MH	0.08	0.00
tblVehicleEF	MH	0.43	0.00
tblVehicleEF	MH	0.09	0.07
tblVehicleEF	MH	0.02	0.00
tblVehicleEF	MH	0.32	0.00
tblVehicleEF	MH	0.01	9.2790e-003
tblVehicleEF	MH	6.7100e-004	0.00
tblVehicleEF	MH	1.05	0.00
tblVehicleEF	MH	0.08	0.00
tblVehicleEF	MH	0.43	0.00
tblVehicleEF	MH	0.12	0.08
tblVehicleEF	MH	0.02	0.00
tblVehicleEF	MH	0.35	0.00
tblVehicleEF	MHD	0.02	4.9130e-003
tblVehicleEF	MHD	4.2090e-003	5.6110e-003
tblVehicleEF	MHD	0.05	0.01
tblVehicleEF	MHD	0.36	0.39
tblVehicleEF	MHD	0.33	0.51
tblVehicleEF	MHD	6.12	1.31
tblVehicleEF	MHD	141.40	56.75
tblVehicleEF	MHD	1,144.82	1,086.34
tblVehicleEF	MHD	60.68	12.86
tblVehicleEF	MHD	0.54	0.43
tblVehicleEF	MHD	1.18	1.96

tblVehicleEF	MHD	2.3000e-004	1.4510e-003
tblVehicleEF	MHD	5.5730e-003	0.05
tblVehicleEF	MHD	7.9300e-004	1.1900e-004
tblVehicleEF	MHD	2.2000e-004	1.3880e-003
tblVehicleEF	MHD	5.3290e-003	0.05
tblVehicleEF	MHD	7.2900e-004	1.0900e-004
tblVehicleEF	MHD	1.1360e-003	4.8700e-004
tblVehicleEF	MHD	0.04	0.02
tblVehicleEF	MHD	0.03	0.02
tblVehicleEF	MHD	7.3800e-004	3.2900e-004
tblVehicleEF	MHD	0.04	0.09
tblVehicleEF	MHD	0.02	0.10
tblVehicleEF	MHD	0.38	0.06
tblVehicleEF	MHD	1.3610e-003	5.4000e-004
tblVehicleEF	MHD	0.01	0.01
tblVehicleEF	MHD	7.1400e-004	1.2700e-004
tblVehicleEF	MHD	1.1360e-003	4.8700e-004
tblVehicleEF	MHD	0.04	0.02
tblVehicleEF	MHD	0.04	0.03
tblVehicleEF	MHD	7.3800e-004	3.2900e-004
tblVehicleEF	MHD	0.05	0.11
tblVehicleEF	MHD	0.02	0.10
tblVehicleEF	MHD	0.41	0.07
tblVehicleEF	MHD	0.02	4.6520e-003
tblVehicleEF	MHD	4.2610e-003	5.6470e-003
tblVehicleEF	MHD	0.05	0.01
tblVehicleEF	MHD	0.26	0.31

tblVehicleEF	MHD	0.34	0.51
tblVehicleEF	MHD	5.83	1.25
tblVehicleEF	MHD	149.77	57.73
tblVehicleEF	MHD	1,144.82	1,086.35
tblVehicleEF	MHD	60.68	12.75
tblVehicleEF	MHD	0.56	0.43
tblVehicleEF	MHD	1.12	1.85
tblVehicleEF	MHD	1.9400e-004	1.2250e-003
tblVehicleEF	MHD	5.5730e-003	0.05
tblVehicleEF	MHD	7.9300e-004	1.1900e-004
tblVehicleEF	MHD	1.8500e-004	1.1720e-003
tblVehicleEF	MHD	5.3290e-003	0.05
tblVehicleEF	MHD	7.2900e-004	1.0900e-004
tblVehicleEF	MHD	1.6040e-003	6.8900e-004
tblVehicleEF	MHD	0.05	0.02
tblVehicleEF	MHD	0.02	0.02
tblVehicleEF	MHD	1.0240e-003	4.5600e-004
tblVehicleEF	MHD	0.04	0.09
tblVehicleEF	MHD	0.02	0.09
tblVehicleEF	MHD	0.36	0.06
tblVehicleEF	MHD	1.4400e-003	5.5000e-004
tblVehicleEF	MHD	0.01	0.01
tblVehicleEF	MHD	7.0900e-004	1.2600e-004
tblVehicleEF	MHD	1.6040e-003	6.8900e-004
tblVehicleEF	MHD	0.05	0.02
tblVehicleEF	MHD	0.03	0.03
tblVehicleEF	MHD	1.0240e-003	4.5600e-004

tblVehicleEF	MHD	0.05	0.11
tblVehicleEF	MHD	0.02	0.09
tblVehicleEF	MHD	0.40	0.06
tblVehicleEF	MHD	0.02	5.2900e-003
tblVehicleEF	MHD	4.1930e-003	5.5990e-003
tblVehicleEF	MHD	0.05	0.01
tblVehicleEF	MHD	0.50	0.50
tblVehicleEF	MHD	0.33	0.51
tblVehicleEF	MHD	6.17	1.32
tblVehicleEF	MHD	129.83	55.39
tblVehicleEF	MHD	1,144.82	1,086.34
tblVehicleEF	MHD	60.68	12.88
tblVehicleEF	MHD	0.52	0.42
tblVehicleEF	MHD	1.16	1.92
tblVehicleEF	MHD	2.8000e-004	1.7620e-003
tblVehicleEF	MHD	5.5730e-003	0.05
tblVehicleEF	MHD	7.9300e-004	1.1900e-004
tblVehicleEF	MHD	2.6800e-004	1.6860e-003
tblVehicleEF	MHD	5.3290e-003	0.05
tblVehicleEF	MHD	7.2900e-004	1.0900e-004
tblVehicleEF	MHD	1.1820e-003	4.9800e-004
tblVehicleEF	MHD	0.05	0.02
tblVehicleEF	MHD	0.03	0.03
tblVehicleEF	MHD	7.5300e-004	3.3100e-004
tblVehicleEF	MHD	0.04	0.09
tblVehicleEF	MHD	0.02	0.11
tblVehicleEF	MHD	0.38	0.06

tblVehicleEF	MHD	1.2520e-003	5.2700e-004
tblVehicleEF	MHD	0.01	0.01
tblVehicleEF	MHD	7.1500e-004	1.2700e-004
tblVehicleEF	MHD	1.1820e-003	4.9800e-004
tblVehicleEF	MHD	0.05	0.02
tblVehicleEF	MHD	0.04	0.03
tblVehicleEF	MHD	7.5300e-004	3.3100e-004
tblVehicleEF	MHD	0.05	0.11
tblVehicleEF	MHD	0.02	0.11
tblVehicleEF	MHD	0.42	0.07
tblVehicleEF	OBUS	0.01	9.0600e-003
tblVehicleEF	OBUS	8.4360e-003	9.3580e-003
tblVehicleEF	OBUS	0.03	0.02
tblVehicleEF	OBUS	0.28	0.55
tblVehicleEF	OBUS	0.58	1.01
tblVehicleEF	OBUS	5.60	2.44
tblVehicleEF	OBUS	84.68	84.33
tblVehicleEF	OBUS	1,226.51	1,422.10
tblVehicleEF	OBUS	69.78	20.28
tblVehicleEF	OBUS	0.42	0.52
tblVehicleEF	OBUS	1.44	1.85
tblVehicleEF	OBUS	1.4500e-004	2.0430e-003
tblVehicleEF	OBUS	7.3790e-003	0.04
tblVehicleEF	OBUS	8.3400e-004	1.9500e-004
tblVehicleEF	OBUS	1.3900e-004	1.9550e-003
tblVehicleEF	OBUS	7.0420e-003	0.03
tblVehicleEF	OBUS	7.6700e-004	1.7900e-004

tblVehicleEF	OBUS	1.4250e-003	1.8490e-003
tblVehicleEF	OBUS	0.02	0.02
tblVehicleEF	OBUS	0.04	0.06
tblVehicleEF	OBUS	7.6500e-004	9.7800e-004
tblVehicleEF	OBUS	0.06	0.10
tblVehicleEF	OBUS	0.04	0.23
tblVehicleEF	OBUS	0.35	0.12
tblVehicleEF	OBUS	8.2000e-004	8.0300e-004
tblVehicleEF	OBUS	0.01	0.01
tblVehicleEF	OBUS	7.9600e-004	2.0100e-004
tblVehicleEF	OBUS	1.4250e-003	1.8490e-003
tblVehicleEF	OBUS	0.02	0.02
tblVehicleEF	OBUS	0.05	0.08
tblVehicleEF	OBUS	7.6500e-004	9.7800e-004
tblVehicleEF	OBUS	0.07	0.12
tblVehicleEF	OBUS	0.04	0.23
tblVehicleEF	OBUS	0.39	0.13
tblVehicleEF	OBUS	0.01	9.0790e-003
tblVehicleEF	OBUS	8.5800e-003	9.4940e-003
tblVehicleEF	OBUS	0.03	0.02
tblVehicleEF	OBUS	0.26	0.53
tblVehicleEF	OBUS	0.58	1.02
tblVehicleEF	OBUS	5.31	2.31
tblVehicleEF	OBUS	88.70	84.93
tblVehicleEF	OBUS	1,226.51	1,422.12
tblVehicleEF	OBUS	69.78	20.06
tblVehicleEF	OBUS	0.43	0.52

tblVehicleEF	OBUS	1.35	1.74
tblVehicleEF	OBUS	1.2200e-004	1.7270e-003
tblVehicleEF	OBUS	7.3790e-003	0.04
tblVehicleEF	OBUS	8.3400e-004	1.9500e-004
tblVehicleEF	OBUS	1.1700e-004	1.6520e-003
tblVehicleEF	OBUS	7.0420e-003	0.03
tblVehicleEF	OBUS	7.6700e-004	1.7900e-004
tblVehicleEF	OBUS	1.9610e-003	2.5310e-003
tblVehicleEF	OBUS	0.02	0.02
tblVehicleEF	OBUS	0.04	0.06
tblVehicleEF	OBUS	1.0530e-003	1.3340e-003
tblVehicleEF	OBUS	0.06	0.10
tblVehicleEF	OBUS	0.04	0.22
tblVehicleEF	OBUS	0.34	0.11
tblVehicleEF	OBUS	8.5900e-004	8.0900e-004
tblVehicleEF	OBUS	0.01	0.01
tblVehicleEF	OBUS	7.9100e-004	1.9900e-004
tblVehicleEF	OBUS	1.9610e-003	2.5310e-003
tblVehicleEF	OBUS	0.02	0.02
tblVehicleEF	OBUS	0.05	0.08
tblVehicleEF	OBUS	1.0530e-003	1.3340e-003
tblVehicleEF	OBUS	0.07	0.12
tblVehicleEF	OBUS	0.04	0.22
tblVehicleEF	OBUS	0.37	0.13
tblVehicleEF	OBUS	0.01	9.0540e-003
tblVehicleEF	OBUS	8.3930e-003	9.3190e-003
tblVehicleEF	OBUS	0.03	0.02

tblVehicleEF	OBUS	0.29	0.59
tblVehicleEF	OBUS	0.57	1.00
tblVehicleEF	OBUS	5.64	2.46
tblVehicleEF	OBUS	79.14	83.50
tblVehicleEF	OBUS	1,226.51	1,422.09
tblVehicleEF	OBUS	69.78	20.31
tblVehicleEF	OBUS	0.40	0.52
tblVehicleEF	OBUS	1.41	1.81
tblVehicleEF	OBUS	1.7600e-004	2.4810e-003
tblVehicleEF	OBUS	7.3790e-003	0.04
tblVehicleEF	OBUS	8.3400e-004	1.9500e-004
tblVehicleEF	OBUS	1.6900e-004	2.3730e-003
tblVehicleEF	OBUS	7.0420e-003	0.03
tblVehicleEF	OBUS	7.6700e-004	1.7900e-004
tblVehicleEF	OBUS	1.4580e-003	1.9070e-003
tblVehicleEF	OBUS	0.02	0.02
tblVehicleEF	OBUS	0.04	0.06
tblVehicleEF	OBUS	7.6200e-004	9.8200e-004
tblVehicleEF	OBUS	0.06	0.10
tblVehicleEF	OBUS	0.04	0.24
tblVehicleEF	OBUS	0.36	0.12
tblVehicleEF	OBUS	7.6700e-004	7.9500e-004
tblVehicleEF	OBUS	0.01	0.01
tblVehicleEF	OBUS	7.9700e-004	2.0100e-004
tblVehicleEF	OBUS	1.4580e-003	1.9070e-003
tblVehicleEF	OBUS	0.02	0.02
tblVehicleEF	OBUS	0.05	0.08

tblVehicleEF	OBUS	7.6200e-004	9.8200e-004
tblVehicleEF	OBUS	0.07	0.12
tblVehicleEF	OBUS	0.04	0.24
tblVehicleEF	OBUS	0.39	0.13
tblVehicleEF	SBUS	0.87	0.07
tblVehicleEF	SBUS	0.02	0.01
tblVehicleEF	SBUS	0.09	7.1320e-003
tblVehicleEF	SBUS	8.16	2.80
tblVehicleEF	SBUS	1.19	1.03
tblVehicleEF	SBUS	9.61	1.02
tblVehicleEF	SBUS	1,131.05	356.18
tblVehicleEF	SBUS	1,090.69	1,128.82
tblVehicleEF	SBUS	54.18	5.79
tblVehicleEF	SBUS	9.79	3.82
tblVehicleEF	SBUS	4.65	6.33
tblVehicleEF	SBUS	0.01	6.3360e-003
tblVehicleEF	SBUS	0.01	0.01
tblVehicleEF	SBUS	0.03	0.04
tblVehicleEF	SBUS	9.3500e-004	6.5000e-005
tblVehicleEF	SBUS	0.01	6.0620e-003
tblVehicleEF	SBUS	2.6810e-003	2.6580e-003
tblVehicleEF	SBUS	0.02	0.04
tblVehicleEF	SBUS	8.6000e-004	6.0000e-005
tblVehicleEF	SBUS	3.6480e-003	1.1350e-003
tblVehicleEF	SBUS	0.04	0.01
tblVehicleEF	SBUS	0.98	0.34
tblVehicleEF	SBUS	1.9360e-003	5.7500e-004

tblVehicleEF	SBUS	0.13	0.14
tblVehicleEF	SBUS	0.02	0.07
tblVehicleEF	SBUS	0.51	0.04
tblVehicleEF	SBUS	0.01	3.4000e-003
tblVehicleEF	SBUS	0.01	0.01
tblVehicleEF	SBUS	7.0800e-004	5.7000e-005
tblVehicleEF	SBUS	3.6480e-003	1.1350e-003
tblVehicleEF	SBUS	0.04	0.01
tblVehicleEF	SBUS	1.42	0.48
tblVehicleEF	SBUS	1.9360e-003	5.7500e-004
tblVehicleEF	SBUS	0.16	0.17
tblVehicleEF	SBUS	0.02	0.07
tblVehicleEF	SBUS	0.56	0.05
tblVehicleEF	SBUS	0.87	0.07
tblVehicleEF	SBUS	0.02	0.01
tblVehicleEF	SBUS	0.08	6.4080e-003
tblVehicleEF	SBUS	8.04	2.75
tblVehicleEF	SBUS	1.21	1.05
tblVehicleEF	SBUS	7.94	0.84
tblVehicleEF	SBUS	1,182.37	367.48
tblVehicleEF	SBUS	1,090.69	1,128.85
tblVehicleEF	SBUS	54.18	5.50
tblVehicleEF	SBUS	10.10	3.93
tblVehicleEF	SBUS	4.39	5.98
tblVehicleEF	SBUS	8.9100e-003	5.3460e-003
tblVehicleEF	SBUS	0.01	0.01
tblVehicleEF	SBUS	0.03	0.04

tblVehicleEF	SBUS	9.3500e-004	6.5000e-005
tblVehicleEF	SBUS	8.5240e-003	5.1150e-003
tblVehicleEF	SBUS	2.6810e-003	2.6580e-003
tblVehicleEF	SBUS	0.02	0.04
tblVehicleEF	SBUS	8.6000e-004	6.0000e-005
tblVehicleEF	SBUS	4.9860e-003	1.5480e-003
tblVehicleEF	SBUS	0.04	0.01
tblVehicleEF	SBUS	0.98	0.34
tblVehicleEF	SBUS	2.6570e-003	7.8500e-004
tblVehicleEF	SBUS	0.13	0.14
tblVehicleEF	SBUS	0.01	0.06
tblVehicleEF	SBUS	0.46	0.04
tblVehicleEF	SBUS	0.01	3.5060e-003
tblVehicleEF	SBUS	0.01	0.01
tblVehicleEF	SBUS	6.8100e-004	5.4000e-005
tblVehicleEF	SBUS	4.9860e-003	1.5480e-003
tblVehicleEF	SBUS	0.04	0.01
tblVehicleEF	SBUS	1.42	0.48
tblVehicleEF	SBUS	2.6570e-003	7.8500e-004
tblVehicleEF	SBUS	0.16	0.17
tblVehicleEF	SBUS	0.01	0.06
tblVehicleEF	SBUS	0.50	0.04
tblVehicleEF	SBUS	0.87	0.07
tblVehicleEF	SBUS	0.02	0.01
tblVehicleEF	SBUS	0.09	7.2360e-003
tblVehicleEF	SBUS	8.33	2.86
tblVehicleEF	SBUS	1.18	1.03

tblVehicleEF	SBUS	9.77	1.03
tblVehicleEF	SBUS	1,060.18	340.58
tblVehicleEF	SBUS	1,090.69	1,128.81
tblVehicleEF	SBUS	54.18	5.82
tblVehicleEF	SBUS	9.36	3.67
tblVehicleEF	SBUS	4.57	6.22
tblVehicleEF	SBUS	0.01	7.7020e-003
tblVehicleEF	SBUS	0.01	0.01
tblVehicleEF	SBUS	0.03	0.04
tblVehicleEF	SBUS	9.3500e-004	6.5000e-005
tblVehicleEF	SBUS	0.01	7.3690e-003
tblVehicleEF	SBUS	2.6810e-003	2.6580e-003
tblVehicleEF	SBUS	0.02	0.04
tblVehicleEF	SBUS	8.6000e-004	6.0000e-005
tblVehicleEF	SBUS	3.6990e-003	1.1730e-003
tblVehicleEF	SBUS	0.04	0.01
tblVehicleEF	SBUS	0.99	0.34
tblVehicleEF	SBUS	1.8970e-003	5.6800e-004
tblVehicleEF	SBUS	0.13	0.14
tblVehicleEF	SBUS	0.02	0.09
tblVehicleEF	SBUS	0.51	0.04
tblVehicleEF	SBUS	0.01	3.2520e-003
tblVehicleEF	SBUS	0.01	0.01
tblVehicleEF	SBUS	7.1100e-004	5.8000e-005
tblVehicleEF	SBUS	3.6990e-003	1.1730e-003
tblVehicleEF	SBUS	0.04	0.01
tblVehicleEF	SBUS	1.42	0.48

tblVehicleEF	SBUS	1.8970e-003	5.6800e-004
tblVehicleEF	SBUS	0.16	0.17
tblVehicleEF	SBUS	0.02	0.09
tblVehicleEF	SBUS	0.56	0.05
tblVehicleEF	UBUS	1.93	7.28
tblVehicleEF	UBUS	0.07	0.03
tblVehicleEF	UBUS	8.96	27.90
tblVehicleEF	UBUS	13.19	1.81
tblVehicleEF	UBUS	1,828.32	2,044.63
tblVehicleEF	UBUS	133.38	22.76
tblVehicleEF	UBUS	4.82	4.04
tblVehicleEF	UBUS	0.53	0.08
tblVehicleEF	UBUS	0.01	0.03
tblVehicleEF	UBUS	0.04	5.2920e-003
tblVehicleEF	UBUS	1.1810e-003	4.0000e-005
tblVehicleEF	UBUS	0.23	0.03
tblVehicleEF	UBUS	3.0000e-003	7.5850e-003
tblVehicleEF	UBUS	0.04	5.0590e-003
tblVehicleEF	UBUS	1.0860e-003	3.6000e-005
tblVehicleEF	UBUS	6.1570e-003	2.6630e-003
tblVehicleEF	UBUS	0.10	0.03
tblVehicleEF	UBUS	3.6270e-003	1.8540e-003
tblVehicleEF	UBUS	0.53	0.11
tblVehicleEF	UBUS	0.03	0.21
tblVehicleEF	UBUS	0.96	0.15
tblVehicleEF	UBUS	8.6430e-003	4.3420e-003
tblVehicleEF	UBUS	1.5700e-003	2.2500e-004

tblVehicleEF	UBUS	6.1570e-003	2.6630e-003
tblVehicleEF	UBUS	0.10	0.03
tblVehicleEF	UBUS	3.6270e-003	1.8540e-003
tblVehicleEF	UBUS	2.52	7.44
tblVehicleEF	UBUS	0.03	0.21
tblVehicleEF	UBUS	1.05	0.16
tblVehicleEF	UBUS	1.94	7.28
tblVehicleEF	UBUS	0.07	0.03
tblVehicleEF	UBUS	9.02	27.90
tblVehicleEF	UBUS	11.63	1.61
tblVehicleEF	UBUS	1,828.32	2,044.63
tblVehicleEF	UBUS	133.38	22.40
tblVehicleEF	UBUS	4.53	4.03
tblVehicleEF	UBUS	0.53	0.08
tblVehicleEF	UBUS	0.01	0.03
tblVehicleEF	UBUS	0.04	5.2920e-003
tblVehicleEF	UBUS	1.1810e-003	4.0000e-005
tblVehicleEF	UBUS	0.23	0.03
tblVehicleEF	UBUS	3.0000e-003	7.5850e-003
tblVehicleEF	UBUS	0.04	5.0590e-003
tblVehicleEF	UBUS	1.0860e-003	3.6000e-005
tblVehicleEF	UBUS	8.2530e-003	3.6380e-003
tblVehicleEF	UBUS	0.10	0.03
tblVehicleEF	UBUS	4.8310e-003	2.4730e-003
tblVehicleEF	UBUS	0.53	0.11
tblVehicleEF	UBUS	0.03	0.19
tblVehicleEF	UBUS	0.89	0.14

tblVehicleEF	UBUS	8.6450e-003	4.3420e-003
tblVehicleEF	UBUS	1.5430e-003	2.2200e-004
tblVehicleEF	UBUS	8.2530e-003	3.6380e-003
tblVehicleEF	UBUS	0.10	0.03
tblVehicleEF	UBUS	4.8310e-003	2.4730e-003
tblVehicleEF	UBUS	2.53	7.44
tblVehicleEF	UBUS	0.03	0.19
tblVehicleEF	UBUS	0.98	0.15
tblVehicleEF	UBUS	1.93	7.28
tblVehicleEF	UBUS	0.07	0.03
tblVehicleEF	UBUS	8.95	27.90
tblVehicleEF	UBUS	13.46	1.85
tblVehicleEF	UBUS	1,828.32	2,044.63
tblVehicleEF	UBUS	133.38	22.82
tblVehicleEF	UBUS	4.73	4.04
tblVehicleEF	UBUS	0.53	0.08
tblVehicleEF	UBUS	0.01	0.03
tblVehicleEF	UBUS	0.04	5.2920e-003
tblVehicleEF	UBUS	1.1810e-003	4.0000e-005
tblVehicleEF	UBUS	0.23	0.03
tblVehicleEF	UBUS	3.0000e-003	7.5850e-003
tblVehicleEF	UBUS	0.04	5.0590e-003
tblVehicleEF	UBUS	1.0860e-003	3.6000e-005
tblVehicleEF	UBUS	6.9610e-003	2.5390e-003
tblVehicleEF	UBUS	0.12	0.03
tblVehicleEF	UBUS	3.8300e-003	1.7550e-003
tblVehicleEF	UBUS	0.52	0.11

tblVehicleEF	UBUS	0.04	0.26
tblVehicleEF	UBUS	0.98	0.15
tblVehicleEF	UBUS	8.6430e-003	4.3420e-003
tblVehicleEF	UBUS	1.5750e-003	2.2600e-004
tblVehicleEF	UBUS	6.9610e-003	2.5390e-003
tblVehicleEF	UBUS	0.12	0.03
tblVehicleEF	UBUS	3.8300e-003	1.7550e-003
tblVehicleEF	UBUS	2.52	7.44
tblVehicleEF	UBUS	0.04	0.26
tblVehicleEF	UBUS	1.07	0.16
tblVehicleTrips	CNW_TTP	41.00	0.00
tblVehicleTrips	CW_TTP	59.00	100.00
tblVehicleTrips	DV_TP	5.00	0.00
tblVehicleTrips	PB_TP	3.00	0.00
tblVehicleTrips	PR_TP	92.00	100.00
tblVehicleTrips	ST_TR	1.68	16.77
tblVehicleTrips	SU_TR	1.68	16.77
tblVehicleTrips	WD_TR	1.68	16.77

2.0 Emissions Summary

2.1 Overall Construction (Maximum Daily Emission)

Unmitigated Construction

	ROG	NOx	CO	SO2	Fugitive PM10	Exhaust PM10	PM10 Total	Fugitive PM2.5	Exhaust PM2.5	PM2.5 Total	Bio- CO2	NBio- CO2	Total CO2	CH4	N2O	CO2e
Year	lb/day										lb/day					
2021	0.0000	0.0000	0.0000	0.0000	0.0000	0.0000	0.0000	0.0000	0.0000	0.0000	0.0000	0.0000	0.0000	0.0000	0.0000	0.0000
Maximum	**0.0000**	**0.0000**	**0.0000**	**0.0000**	**0.0000**	**0.0000**	**0.0000**	**0.0000**	**0.0000**	**0.0000**	**0.0000**	**0.0000**	**0.0000**	**0.0000**	**0.0000**	**0.0000**

Mitigated Construction

	ROG	NOx	CO	SO2	Fugitive PM10	Exhaust PM10	PM10 Total	Fugitive PM2.5	Exhaust PM2.5	PM2.5 Total	Bio- CO2	NBio- CO2	Total CO2	CH4	N2O	CO2e
Year	lb/day										lb/day					
2021	0.0000	0.0000	0.0000	0.0000	0.0000	0.0000	0.0000	0.0000	0.0000	0.0000	0.0000	0.0000	0.0000	0.0000	0.0000	0.0000
Maximum	**0.0000**	**0.0000**	**0.0000**	**0.0000**	**0.0000**	**0.0000**	**0.0000**	**0.0000**	**0.0000**	**0.0000**	**0.0000**	**0.0000**	**0.0000**	**0.0000**	**0.0000**	**0.0000**

	ROG	**NOx**	**CO**	**SO2**	**Fugitive PM10**	**Exhaust PM10**	**PM10 Total**	**Fugitive PM2.5**	**Exhaust PM2.5**	**PM2.5 Total**	**Bio- CO2**	**NBio-CO2**	**Total CO2**	**CH4**	**N20**	**CO2e**
Percent Reduction	**0.00**	**0.00**	**0.00**	**0.00**	**0.00**	**0.00**	**0.00**	**0.00**	**0.00**	**0.00**	**0.00**	**0.00**	**0.00**	**0.00**	**0.00**	**0.00**

2.2 Overall Operational

Unmitigated Operational

	ROG	NOx	CO	SO2	Fugitive PM10	Exhaust PM10	PM10 Total	Fugitive PM2.5	Exhaust PM2.5	PM2.5 Total	Bio- CO2	NBio- CO2	Total CO2	CH4	N2O	CO2e
Category	lb/day										lb/day					
Area	3.5297	1.1800e-003	0.1291	1.0000e-005		4.6000e-004	4.6000e-004		4.6000e-004	4.6000e-004		0.2755	0.2755	7.3000e-004		0.2938
Energy	0.0119	0.1079	0.0906	6.5000e-004		8.2000e-003	8.2000e-003		8.2000e-003	8.2000e-003		129.4637	129.4637	2.4800e-003	2.3700e-003	130.2330
Mobile	5.7081	5.0211	89.4538	0.2806	30.6706	0.1624	30.8330	8.1304	0.1496	8.2800		28,363.5663	28,363.5663	0.6239		28,379.1637
Offroad	0.1367	1.5461	0.7740	3.1700e-003		0.0522	0.0522		0.0480	0.0480		307.0801	307.0801	0.0993		309.5630
Total	**9.3863**	**6.6762**	**90.4474**	**0.2844**	**30.6706**	**0.2233**	**30.8939**	**8.1304**	**0.2062**	**8.3367**		**28,800.3857**	**28,800.3857**	**0.7264**	**2.3700e-003**	**28,819.2536**

2.2 Overall Operational

Mitigated Operational

	ROG	NOx	CO	SO2	Fugitive PM10	Exhaust PM10	PM10 Total	Fugitive PM2.5	Exhaust PM2.5	PM2.5 Total	Bio- CO2	NBio- CO2	Total CO2	CH4	N2O	CO2e
Category	lb/day										lb/day					
Area	3.5297	1.1800e-003	0.1291	1.0000e-005		4.6000e-004	4.6000e-004		4.6000e-004	4.6000e-004		0.2755	0.2755	7.3000e-004		0.2938
Energy	0.0119	0.1079	0.0906	6.5000e-004		8.2000e-003	8.2000e-003		8.2000e-003	8.2000e-003		129.4637	129.4637	2.4800e-003	2.3700e-003	130.2330
Mobile	5.7081	5.0211	89.4538	0.2806	30.6706	0.1624	30.8330	8.1304	0.1496	8.2800		28,363.5663	28,363.5663	0.6239		28,379.1637
Offroad	0.1367	1.5461	0.7740	3.1700e-003		0.0522	0.0522		0.0480	0.0480		307.0801	307.0801	0.0993		309.5630
Total	**9.3863**	**6.6762**	**90.4474**	**0.2844**	**30.6706**	**0.2233**	**30.8939**	**8.1304**	**0.2062**	**8.3367**		**28,800.3857**	**28,800.3857**	**0.7264**	**2.3700e-003**	**28,819.2536**

	ROG	NOx	CO	SO2	Fugitive PM10	Exhaust PM10	PM10 Total	Fugitive PM2.5	Exhaust PM2.5	PM2.5 Total	Bio- CO2	NBio-CO2	Total CO2	CH4	N20	CO2e
Percent Reduction	**0.00**	**0.00**	**0.00**	**0.00**	**0.00**	**0.00**	**0.00**	**0.00**	**0.00**	**0.00**	**0.00**	**0.00**	**0.00**	**0.00**	**0.00**	**0.00**

3.0 Construction Detail

Construction Phase

Phase Number	Phase Name	Phase Type	Start Date	End Date	Num Days Week	Num Days	Phase Description
1	Demolition	Demolition	1/4/2021	1/3/2021	5	0	

Acres of Grading (Site Preparation Phase): 0

Acres of Grading (Grading Phase): 0

Acres of Paving: 14.84

Residential Indoor: 0; Residential Outdoor: 0; Non-Residential Indoor: 0; Non-Residential Outdoor: 0; Striped Parking Area: 0 (Architectural Coating – sqft)

OffRoad Equipment

Phase Name	Offroad Equipment Type	Amount	Usage Hours	Horse Power	Load Factor
Demolition	Concrete/Industrial Saws	0	8.00	81	0.73
Demolition	Excavators	0	8.00	158	0.38
Demolition	Rubber Tired Dozers	0	8.00	247	0.40

Trips and VMT

Phase Name	Offroad Equipment Count	Worker Trip Number	Vendor Trip Number	Hauling Trip Number	Worker Trip Length	Vendor Trip Length	Hauling Trip Length	Worker Vehicle Class	Vendor Vehicle Class	Hauling Vehicle Class
Demolition	0	0.00	0.00	0.00	14.70	6.90	20.00	LD_Mix	HDT_Mix	HHDT

3.1 Mitigation Measures Construction

3.2 Demolition - 2021

Unmitigated Construction On-Site

	ROG	NOx	CO	SO2	Fugitive PM10	Exhaust PM10	PM10 Total	Fugitive PM2.5	Exhaust PM2.5	PM2.5 Total	Bio- CO2	NBio- CO2	Total CO2	CH4	N2O	CO2e
Category	lb/day										lb/day					
Off-Road	0.0000	0.0000	0.0000	0.0000	0.0000	0.0000	0.0000	0.0000	0.0000	0.0000	0.0000	0.0000	0.0000	0.0000	0.0000	0.0000
Total	**0.0000**	**0.0000**	**0.0000**	**0.0000**	**0.0000**	**0.0000**	**0.0000**	**0.0000**	**0.0000**	**0.0000**	**0.0000**	**0.0000**	**0.0000**	**0.0000**	**0.0000**	**0.0000**

Unmitigated Construction Off-Site

	ROG	NOx	CO	SO2	Fugitive PM10	Exhaust PM10	PM10 Total	Fugitive PM2.5	Exhaust PM2.5	PM2.5 Total	Bio- CO2	NBio- CO2	Total CO2	CH4	N2O	CO2e
Category	lb/day										lb/day					
Hauling	0.0000	0.0000	0.0000	0.0000	0.0000	0.0000	0.0000	0.0000	0.0000	0.0000	0.0000	0.0000	0.0000	0.0000	0.0000	0.0000
Vendor	0.0000	0.0000	0.0000	0.0000	0.0000	0.0000	0.0000	0.0000	0.0000	0.0000	0.0000	0.0000	0.0000	0.0000	0.0000	0.0000
Worker	0.0000	0.0000	0.0000	0.0000	0.0000	0.0000	0.0000	0.0000	0.0000	0.0000	0.0000	0.0000	0.0000	0.0000	0.0000	0.0000
Total	**0.0000**	**0.0000**	**0.0000**	**0.0000**	**0.0000**	**0.0000**	**0.0000**	**0.0000**	**0.0000**	**0.0000**	**0.0000**	**0.0000**	**0.0000**	**0.0000**	**0.0000**	**0.0000**

3.2 Demolition - 2021

Mitigated Construction On-Site

	ROG	NOx	CO	SO2	Fugitive PM10	Exhaust PM10	PM10 Total	Fugitive PM2.5	Exhaust PM2.5	PM2.5 Total	Bio- CO2	NBio- CO2	Total CO2	CH4	N2O	CO2e
Category	lb/day										lb/day					
Off-Road	0.0000	0.0000	0.0000	0.0000	0.0000	0.0000	0.0000	0.0000	0.0000	0.0000	0.0000	0.0000	0.0000	0.0000	0.0000	0.0000
Total	**0.0000**	**0.0000**	**0.0000**	**0.0000**	**0.0000**	**0.0000**	**0.0000**	**0.0000**	**0.0000**	**0.0000**	**0.0000**	**0.0000**	**0.0000**	**0.0000**	**0.0000**	**0.0000**

Mitigated Construction Off-Site

	ROG	NOx	CO	SO2	Fugitive PM10	Exhaust PM10	PM10 Total	Fugitive PM2.5	Exhaust PM2.5	PM2.5 Total	Bio- CO2	NBio- CO2	Total CO2	CH4	N2O	CO2e
Category	lb/day										lb/day					
Hauling	0.0000	0.0000	0.0000	0.0000	0.0000	0.0000	0.0000	0.0000	0.0000	0.0000	0.0000	0.0000	0.0000	0.0000	0.0000	0.0000
Vendor	0.0000	0.0000	0.0000	0.0000	0.0000	0.0000	0.0000	0.0000	0.0000	0.0000	0.0000	0.0000	0.0000	0.0000	0.0000	0.0000
Worker	0.0000	0.0000	0.0000	0.0000	0.0000	0.0000	0.0000	0.0000	0.0000	0.0000	0.0000	0.0000	0.0000	0.0000	0.0000	0.0000
Total	**0.0000**	**0.0000**	**0.0000**	**0.0000**	**0.0000**	**0.0000**	**0.0000**	**0.0000**	**0.0000**	**0.0000**	**0.0000**	**0.0000**	**0.0000**	**0.0000**	**0.0000**	**0.0000**

4.0 Operational Detail - Mobile

4.1 Mitigation Measures Mobile

	ROG	NOx	CO	SO2	Fugitive PM10	Exhaust PM10	PM10 Total	Fugitive PM2.5	Exhaust PM2.5	PM2.5 Total	Bio- CO2	NBio- CO2	Total CO2	CH4	N2O	CO2e
Category	lb/day										lb/day					
Mitigated	5.7081	5.0211	89.4538	0.2806	30.6706	0.1624	30.8330	8.1304	0.1496	8.2800		28,363.5663	28,363.5663	0.6239		28,379.1637
Unmitigated	5.7081	5.0211	89.4538	0.2806	30.6706	0.1624	30.8330	8.1304	0.1496	8.2800		28,363.5663	28,363.5663	0.6239		28,379.1637

4.2 Trip Summary Information

	Average Daily Trip Rate			Unmitigated	Mitigated
Land Use	Weekday	Saturday	Sunday	Annual VMT	Annual VMT
Other Asphalt Surfaces	0.00	0.00	0.00		
Parking Lot	0.00	0.00	0.00		
Unrefrigerated Warehouse-No Rail	2,432.01	2,432.01	2432.01	14,695,160	14,695,160
Total	2,432.01	2,432.01	2,432.01	14,695,160	14,695,160

4.3 Trip Type Information

	Miles			Trip %			Trip Purpose %		
Land Use	H-W or C-W	H-S or C-C	H-O or C-NW	H-W or C-W	H-S or C-C	H-O or C-NW	Primary	Diverted	Pass-by
Other Asphalt Surfaces	16.60	8.40	6.90	0.00	0.00	0.00	0	0	0
Parking Lot	16.60	8.40	6.90	0.00	0.00	0.00	0	0	0
Unrefrigerated Warehouse-No	16.60	8.40	6.90	100.00	0.00	0.00	100	0	0

4.4 Fleet Mix

Land Use	LDA	LDT1	LDT2	MDV	LHD1	LHD2	MHD	HHD	OBUS	UBUS	MCY	SBUS	MH
Other Asphalt Surfaces	0.558976	0.043534	0.209821	0.113949	0.016111	0.005791	0.025447	0.016654	0.001713	0.001553	0.004896	0.000590	0.000966
Parking Lot	0.558976	0.043534	0.209821	0.113949	0.016111	0.005791	0.025447	0.016654	0.001713	0.001553	0.004896	0.000590	0.000966
Unrefrigerated Warehouse-No Rail	0.603500	0.047000	0.226500	0.123000	0.000000	0.000000	0.000000	0.000000	0.000000	0.000000	0.000000	0.000000	0.000000

5.0 Energy Detail

Historical Energy Use: N

5.1 Mitigation Measures Energy

	ROG	NOx	CO	SO2	Fugitive PM10	Exhaust PM10	PM10 Total	Fugitive PM2.5	Exhaust PM2.5	PM2.5 Total	Bio- CO2	NBio- CO2	Total CO2	CH4	N2O	CO2e
Category	lb/day										lb/day					
NaturalGas Mitigated	0.0119	0.1079	0.0906	6.5000e-004		8.2000e-003	8.2000e-003		8.2000e-003	8.2000e-003		129.4637	129.4637	2.4800e-003	2.3700e-003	130.2330
NaturalGas Unmitigated	0.0119	0.1079	0.0906	6.5000e-004		8.2000e-003	8.2000e-003		8.2000e-003	8.2000e-003		129.4637	129.4637	2.4800e-003	2.3700e-003	130.2330

5.2 Energy by Land Use - NaturalGas

Unmitigated

	NaturalGas Use	ROG	NOx	CO	SO2	Fugitive PM10	Exhaust PM10	PM10 Total	Fugitive PM2.5	Exhaust PM2.5	PM2.5 Total	Bio- CO2	NBio- CO2	Total CO2	CH4	N2O	CO2e
Land Use	kBTU/yr	lb/day										lb/day					
Other Asphalt Surfaces	0	0.0000	0.0000	0.0000	0.0000		0.0000	0.0000		0.0000	0.0000		0.0000	0.0000	0.0000	0.0000	0.0000
Parking Lot	0	0.0000	0.0000	0.0000	0.0000		0.0000	0.0000		0.0000	0.0000		0.0000	0.0000	0.0000	0.0000	0.0000
Unrefrigerated Warehouse-No Rail	1100.44	0.0119	0.1079	0.0906	6.5000e-004		8.2000e-003	8.2000e-003		8.2000e-003	8.2000e-003		129.4637	129.4637	2.4800e-003	2.3700e-003	130.2330
Total		**0.0119**	**0.1079**	**0.0906**	**6.5000e-004**		**8.2000e-003**	**8.2000e-003**		**8.2000e-003**	**8.2000e-003**		**129.4637**	**129.4637**	**2.4800e-003**	**2.3700e-003**	**130.2330**

Mitigated

	NaturalGas Use	ROG	NOx	CO	SO2	Fugitive PM10	Exhaust PM10	PM10 Total	Fugitive PM2.5	Exhaust PM2.5	PM2.5 Total	Bio- CO2	NBio- CO2	Total CO2	CH4	N2O	CO2e
Land Use	kBTU/yr	lb/day										lb/day					
Other Asphalt Surfaces	0	0.0000	0.0000	0.0000	0.0000		0.0000	0.0000		0.0000	0.0000		0.0000	0.0000	0.0000	0.0000	0.0000
Parking Lot	0	0.0000	0.0000	0.0000	0.0000		0.0000	0.0000		0.0000	0.0000		0.0000	0.0000	0.0000	0.0000	0.0000
Unrefrigerated Warehouse-No Rail	1.10044	0.0119	0.1079	0.0906	6.5000e-004		8.2000e-003	8.2000e-003		8.2000e-003	8.2000e-003		129.4637	129.4637	2.4800e-003	2.3700e-003	130.2330
Total		**0.0119**	**0.1079**	**0.0906**	**6.5000e-004**		**8.2000e-003**	**8.2000e-003**		**8.2000e-003**	**8.2000e-003**		**129.4637**	**129.4637**	**2.4800e-003**	**2.3700e-003**	**130.2330**

6.0 Area Detail

6.1 Mitigation Measures Area

	ROG	NOx	CO	SO2	Fugitive PM10	Exhaust PM10	PM10 Total	Fugitive PM2.5	Exhaust PM2.5	PM2.5 Total	Bio- CO2	NBio- CO2	Total CO2	CH4	N2O	CO2e
Category	lb/day										lb/day					
Mitigated	3.5297	1.1800e-003	0.1291	1.0000e-005		4.6000e-004	4.6000e-004		4.6000e-004	4.6000e-004		0.2755	0.2755	7.3000e-004		0.2938
Unmitigated	3.5297	1.1800e-003	0.1291	1.0000e-005		4.6000e-004	4.6000e-004		4.6000e-004	4.6000e-004		0.2755	0.2755	7.3000e-004		0.2938

6.2 Area by SubCategory

Unmitigated

	ROG	NOx	CO	SO2	Fugitive PM10	Exhaust PM10	PM10 Total	Fugitive PM2.5	Exhaust PM2.5	PM2.5 Total	Bio- CO2	NBio- CO2	Total CO2	CH4	N2O	CO2e
SubCategory	lb/day										lb/day					
Architectural Coating	0.4175					0.0000	0.0000		0.0000	0.0000			0.0000			0.0000
Consumer Products	3.1001					0.0000	0.0000		0.0000	0.0000			0.0000			0.0000
Landscaping	0.0121	1.1800e-003	0.1291	1.0000e-005		4.6000e-004	4.6000e-004		4.6000e-004	4.6000e-004		0.2755	0.2755	7.3000e-004		0.2938
Total	**3.5297**	**1.1800e-003**	**0.1291**	**1.0000e-005**		**4.6000e-004**	**4.6000e-004**		**4.6000e-004**	**4.6000e-004**		**0.2755**	**0.2755**	**7.3000e-004**		**0.2938**

Mitigated

	ROG	NOx	CO	SO2	Fugitive PM10	Exhaust PM10	PM10 Total	Fugitive PM2.5	Exhaust PM2.5	PM2.5 Total	Bio- CO2	NBio- CO2	Total CO2	CH4	N2O	CO2e
SubCategory	lb/day										lb/day					
Architectural Coating	0.4175					0.0000	0.0000		0.0000	0.0000			0.0000			0.0000
Consumer Products	3.1001					0.0000	0.0000		0.0000	0.0000			0.0000			0.0000
Landscaping	0.0121	1.1800e-003	0.1291	1.0000e-005		4.6000e-004	4.6000e-004		4.6000e-004	4.6000e-004		0.2755	0.2755	7.3000e-004		0.2938
Total	**3.5297**	**1.1800e-003**	**0.1291**	**1.0000e-005**		**4.6000e-004**	**4.6000e-004**		**4.6000e-004**	**4.6000e-004**		**0.2755**	**0.2755**	**7.3000e-004**		**0.2938**

7.0 Water Detail

7.1 Mitigation Measures Water

8.0 Waste Detail

8.1 Mitigation Measures Waste

9.0 Operational Offroad

Equipment Type	Number	Hours/Day	Days/Year	Horse Power	Load Factor	Fuel Type
Tractors/Loaders/Backhoes	1	4.00	365	200	0.37	CNG

UnMitigated/Mitigated

	ROG	NOx	CO	SO2	Fugitive PM10	Exhaust PM10	PM10 Total	Fugitive PM2.5	Exhaust PM2.5	PM2.5 Total	Bio- CO2	NBio- CO2	Total CO2	CH4	N2O	CO2e
Equipment Type	lb/day										lb/day					
Tractors/Loaders/Backhoes	0.1367	1.5461	0.7740	3.1700e-003		0.0522	0.0522		0.0480	0.0480		307.0801	307.0801	0.0993		309.5630
Total	**0.1367**	**1.5461**	**0.7740**	**3.1700e-003**		**0.0522**	**0.0522**		**0.0480**	**0.0480**		**307.0801**	**307.0801**	**0.0993**		**309.5630**

10.0 Stationary Equipment

Fire Pumps and Emergency Generators

Equipment Type	Number	Hours/Day	Hours/Year	Horse Power	Load Factor	Fuel Type

Boilers

Equipment Type	Number	Heat Input/Day	Heat Input/Year	Boiler Rating	Fuel Type

User Defined Equipment

Equipment Type	Number

11.0 Vegetation

Katella Avenue - Amazon Option (Operations - Passenger Cars)

Orange County, Winter

1.0 Project Characteristics

1.1 Land Usage

Land Uses	Size	Metric	Lot Acreage	Floor Surface Area	Population
Unrefrigerated Warehouse-No Rail	145.00	1000sqft	3.33	145,004.00	0
Other Asphalt Surfaces	335.03	1000sqft	7.69	335,028.00	0
Parking Lot	779.00	Space	7.15	311,600.00	0

1.2 Other Project Characteristics

Urbanization	Urban	**Wind Speed (m/s)**	2.2	**Precipitation Freq (Days)**	30
Climate Zone	8			**Operational Year**	2021
Utility Company	Southern California Edison				
CO2 Intensity (lb/MWhr)	702.44	**CH4 Intensity (lb/MWhr)**	0.029	**N2O Intensity (lb/MWhr)**	0.006

1.3 User Entered Comments & Non-Default Data

Katella Avenue - Amazon Option (Operations - Passenger Cars) - Orange County, Winter

Project Characteristics -

Land Use - Total Project Area (minus 180,000 sf corporate headquarters) is approximately 18.17 acres.

Construction Phase - Operations Run Only.

Off-road Equipment - Operations Run Only.

Trips and VMT - Operations Run Only.

Vehicle Trips - Trip Characteristics based on information provided in the Katella Avenue Amazon Facility Traffic Impact Analysis by Urban Crossroads, Inc.

Energy Use - The project will design building shells and building components to meet 2019 Title 24 Standards which expects 30% less energy for nonresidential uses

Operational Off-Road Equipment - Based on SCAQMD High Cube Warehouse Truck Trip Study White Paper Summary of Busniess Survey Results (2014)

Fleet Mix - Passenger Car Fleet Mix estimated based on the ratio of the vehicle classes in CalEEMod default fleet mix.

Vehicle Emission Factors - EMFAC2017

Vehicle Emission Factors - EMFAC2017

Vehicle Emission Factors - EMFAC2017

Table Name	Column Name	Default Value	New Value
tblConstructionPhase	NumDays	20.00	0.00
tblEnergyUse	LightingElect	1.96	1.37
tblEnergyUse	T24E	0.59	0.41
tblEnergyUse	T24NG	3.88	2.72
tblFleetMix	HHD	0.02	0.00
tblFleetMix	LDA	0.56	0.60
tblFleetMix	LDT1	0.04	0.05
tblFleetMix	LDT2	0.21	0.23
tblFleetMix	LHD1	0.02	0.00
tblFleetMix	LHD2	5.7910e-003	0.00
tblFleetMix	MCY	4.8960e-003	0.00
tblFleetMix	MDV	0.11	0.12
tblFleetMix	MH	9.6600e-004	0.00

tblFleetMix	MHD	0.03	0.00
tblFleetMix	OBUS	1.7130e-003	0.00
tblFleetMix	SBUS	5.9000e-004	0.00
tblFleetMix	UBUS	1.5530e-003	0.00
tblLandUse	LotAcreage	7.01	7.15
tblOffRoadEquipment	OffRoadEquipmentUnitAmount	1.00	0.00
tblOffRoadEquipment	OffRoadEquipmentUnitAmount	3.00	0.00
tblOffRoadEquipment	OffRoadEquipmentUnitAmount	2.00	0.00
tblOperationalOffRoadEquipment	OperDaysPerYear	260.00	365.00
tblOperationalOffRoadEquipment	OperFuelType	Diesel	CNG
tblOperationalOffRoadEquipment	OperHorsePower	97.00	200.00
tblOperationalOffRoadEquipment	OperHoursPerDay	8.00	4.00
tblOperationalOffRoadEquipment	OperOffRoadEquipmentNumber	0.00	1.00
tblVehicleEF	HHD	0.63	0.03
tblVehicleEF	HHD	0.16	0.14
tblVehicleEF	HHD	0.08	1.0000e-006
tblVehicleEF	HHD	2.36	5.39
tblVehicleEF	HHD	1.29	0.84
tblVehicleEF	HHD	3.99	0.01
tblVehicleEF	HHD	4,116.44	1,057.87
tblVehicleEF	HHD	1,683.99	1,517.44
tblVehicleEF	HHD	12.64	0.09
tblVehicleEF	HHD	20.04	5.92
tblVehicleEF	HHD	3.96	3.93
tblVehicleEF	HHD	0.02	8.4880e-003
tblVehicleEF	HHD	0.06	0.06
tblVehicleEF	HHD	0.03	0.04

tblVehicleEF	HHD	0.02	0.05
tblVehicleEF	HHD	1.1600e-004	1.0000e-006
tblVehicleEF	HHD	0.02	8.1210e-003
tblVehicleEF	HHD	0.03	0.03
tblVehicleEF	HHD	8.6750e-003	8.7680e-003
tblVehicleEF	HHD	0.02	0.05
tblVehicleEF	HHD	1.0700e-004	1.0000e-006
tblVehicleEF	HHD	1.1800e-004	6.0000e-006
tblVehicleEF	HHD	4.9160e-003	2.4300e-004
tblVehicleEF	HHD	0.57	0.41
tblVehicleEF	HHD	8.9000e-005	4.0000e-006
tblVehicleEF	HHD	0.13	0.12
tblVehicleEF	HHD	4.6300e-004	1.1210e-003
tblVehicleEF	HHD	0.10	4.0000e-006
tblVehicleEF	HHD	0.04	9.6940e-003
tblVehicleEF	HHD	0.02	0.01
tblVehicleEF	HHD	1.9200e-004	1.0000e-006
tblVehicleEF	HHD	1.1800e-004	6.0000e-006
tblVehicleEF	HHD	4.9160e-003	2.4300e-004
tblVehicleEF	HHD	0.68	0.48
tblVehicleEF	HHD	8.9000e-005	4.0000e-006
tblVehicleEF	HHD	0.31	0.27
tblVehicleEF	HHD	4.6300e-004	1.1210e-003
tblVehicleEF	HHD	0.11	5.0000e-006
tblVehicleEF	HHD	0.59	0.03
tblVehicleEF	HHD	0.16	0.14
tblVehicleEF	HHD	0.08	1.0000e-006

tblVehicleEF	HHD	1.72	5.25
tblVehicleEF	HHD	1.30	0.84
tblVehicleEF	HHD	3.80	0.01
tblVehicleEF	HHD	4,359.67	1,057.02
tblVehicleEF	HHD	1,683.99	1,517.44
tblVehicleEF	HHD	12.64	0.09
tblVehicleEF	HHD	20.68	5.78
tblVehicleEF	HHD	3.75	3.72
tblVehicleEF	HHD	0.02	7.8070e-003
tblVehicleEF	HHD	0.06	0.06
tblVehicleEF	HHD	0.03	0.04
tblVehicleEF	HHD	0.02	0.05
tblVehicleEF	HHD	1.1600e-004	1.0000e-006
tblVehicleEF	HHD	0.02	7.4700e-003
tblVehicleEF	HHD	0.03	0.03
tblVehicleEF	HHD	8.6750e-003	8.7680e-003
tblVehicleEF	HHD	0.02	0.05
tblVehicleEF	HHD	1.0700e-004	1.0000e-006
tblVehicleEF	HHD	1.6900e-004	9.0000e-006
tblVehicleEF	HHD	5.0090e-003	2.4600e-004
tblVehicleEF	HHD	0.54	0.43
tblVehicleEF	HHD	1.2500e-004	6.0000e-006
tblVehicleEF	HHD	0.13	0.12
tblVehicleEF	HHD	4.4900e-004	1.1010e-003
tblVehicleEF	HHD	0.09	4.0000e-006
tblVehicleEF	HHD	0.04	9.6850e-003
tblVehicleEF	HHD	0.02	0.01

tblVehicleEF	HHD	1.8900e-004	1.0000e-006
tblVehicleEF	HHD	1.6900e-004	9.0000e-006
tblVehicleEF	HHD	5.0090e-003	2.4600e-004
tblVehicleEF	HHD	0.64	0.50
tblVehicleEF	HHD	1.2500e-004	6.0000e-006
tblVehicleEF	HHD	0.31	0.27
tblVehicleEF	HHD	4.4900e-004	1.1010e-003
tblVehicleEF	HHD	0.10	4.0000e-006
tblVehicleEF	HHD	0.68	0.02
tblVehicleEF	HHD	0.16	5.0360e-003
tblVehicleEF	HHD	0.08	1.0000e-006
tblVehicleEF	HHD	3.25	5.42
tblVehicleEF	HHD	1.29	0.46
tblVehicleEF	HHD	4.03	0.01
tblVehicleEF	HHD	3,780.54	1,027.42
tblVehicleEF	HHD	1,683.99	1,421.63
tblVehicleEF	HHD	12.64	0.09
tblVehicleEF	HHD	19.16	5.92
tblVehicleEF	HHD	3.89	3.78
tblVehicleEF	HHD	0.02	8.9820e-003
tblVehicleEF	HHD	0.06	0.06
tblVehicleEF	HHD	0.03	0.03
tblVehicleEF	HHD	0.02	0.05
tblVehicleEF	HHD	1.1600e-004	1.0000e-006
tblVehicleEF	HHD	0.02	8.5930e-003
tblVehicleEF	HHD	0.03	0.03
tblVehicleEF	HHD	8.6750e-003	8.5160e-003

tblVehicleEF	HHD	0.02	0.05
tblVehicleEF	HHD	1.0700e-004	1.0000e-006
tblVehicleEF	HHD	1.1700e-004	6.0000e-006
tblVehicleEF	HHD	5.3110e-003	2.7000e-004
tblVehicleEF	HHD	0.61	0.39
tblVehicleEF	HHD	9.0000e-005	4.0000e-006
tblVehicleEF	HHD	0.13	0.11
tblVehicleEF	HHD	5.0200e-004	1.1940e-003
tblVehicleEF	HHD	0.10	4.0000e-006
tblVehicleEF	HHD	0.03	9.7070e-003
tblVehicleEF	HHD	0.02	0.01
tblVehicleEF	HHD	1.9300e-004	1.0000e-006
tblVehicleEF	HHD	1.1700e-004	6.0000e-006
tblVehicleEF	HHD	5.3110e-003	2.7000e-004
tblVehicleEF	HHD	0.73	0.44
tblVehicleEF	HHD	9.0000e-005	4.0000e-006
tblVehicleEF	HHD	0.31	0.12
tblVehicleEF	HHD	5.0200e-004	1.1940e-003
tblVehicleEF	HHD	0.11	5.0000e-006
tblVehicleEF	LDA	4.3340e-003	2.6620e-003
tblVehicleEF	LDA	5.1760e-003	0.05
tblVehicleEF	LDA	0.58	0.68
tblVehicleEF	LDA	1.10	2.11
tblVehicleEF	LDA	263.86	265.52
tblVehicleEF	LDA	58.33	54.23
tblVehicleEF	LDA	0.05	0.04
tblVehicleEF	LDA	1.9130e-003	1.6720e-003

tblVehicleEF	LDA	2.2790e-003	1.9250e-003
tblVehicleEF	LDA	1.7630e-003	1.5400e-003
tblVehicleEF	LDA	2.0960e-003	1.7700e-003
tblVehicleEF	LDA	0.04	0.05
tblVehicleEF	LDA	0.09	0.10
tblVehicleEF	LDA	0.03	0.05
tblVehicleEF	LDA	0.01	0.01
tblVehicleEF	LDA	0.04	0.21
tblVehicleEF	LDA	0.07	0.23
tblVehicleEF	LDA	2.6420e-003	2.6270e-003
tblVehicleEF	LDA	6.0200e-004	5.3700e-004
tblVehicleEF	LDA	0.04	0.05
tblVehicleEF	LDA	0.09	0.10
tblVehicleEF	LDA	0.03	0.05
tblVehicleEF	LDA	0.02	0.01
tblVehicleEF	LDA	0.04	0.21
tblVehicleEF	LDA	0.08	0.25
tblVehicleEF	LDA	4.5760e-003	2.8320e-003
tblVehicleEF	LDA	4.6500e-003	0.05
tblVehicleEF	LDA	0.63	0.74
tblVehicleEF	LDA	0.95	1.82
tblVehicleEF	LDA	274.96	276.40
tblVehicleEF	LDA	58.33	53.69
tblVehicleEF	LDA	0.04	0.03
tblVehicleEF	LDA	1.9130e-003	1.6720e-003
tblVehicleEF	LDA	2.2790e-003	1.9250e-003
tblVehicleEF	LDA	1.7630e-003	1.5400e-003

tblVehicleEF	LDA	2.0960e-003	1.7700e-003
tblVehicleEF	LDA	0.05	0.07
tblVehicleEF	LDA	0.09	0.10
tblVehicleEF	LDA	0.05	0.07
tblVehicleEF	LDA	0.01	0.01
tblVehicleEF	LDA	0.04	0.19
tblVehicleEF	LDA	0.06	0.21
tblVehicleEF	LDA	2.7540e-003	2.7340e-003
tblVehicleEF	LDA	5.9900e-004	5.3100e-004
tblVehicleEF	LDA	0.05	0.07
tblVehicleEF	LDA	0.09	0.10
tblVehicleEF	LDA	0.05	0.07
tblVehicleEF	LDA	0.02	0.02
tblVehicleEF	LDA	0.04	0.19
tblVehicleEF	LDA	0.07	0.23
tblVehicleEF	LDA	4.2520e-003	2.6080e-003
tblVehicleEF	LDA	5.2830e-003	0.05
tblVehicleEF	LDA	0.56	0.65
tblVehicleEF	LDA	1.13	2.18
tblVehicleEF	LDA	259.76	261.50
tblVehicleEF	LDA	58.33	54.34
tblVehicleEF	LDA	0.05	0.04
tblVehicleEF	LDA	1.9130e-003	1.6720e-003
tblVehicleEF	LDA	2.2790e-003	1.9250e-003
tblVehicleEF	LDA	1.7630e-003	1.5400e-003
tblVehicleEF	LDA	2.0960e-003	1.7700e-003
tblVehicleEF	LDA	0.04	0.05

tblVehicleEF	LDA	0.10	0.10
tblVehicleEF	LDA	0.03	0.05
tblVehicleEF	LDA	0.01	0.01
tblVehicleEF	LDA	0.04	0.23
tblVehicleEF	LDA	0.07	0.23
tblVehicleEF	LDA	2.6010e-003	2.5870e-003
tblVehicleEF	LDA	6.0200e-004	5.3800e-004
tblVehicleEF	LDA	0.04	0.05
tblVehicleEF	LDA	0.10	0.10
tblVehicleEF	LDA	0.03	0.05
tblVehicleEF	LDA	0.02	0.01
tblVehicleEF	LDA	0.04	0.23
tblVehicleEF	LDA	0.08	0.26
tblVehicleEF	LDT1	9.9920e-003	6.2080e-003
tblVehicleEF	LDT1	0.01	0.07
tblVehicleEF	LDT1	1.19	1.26
tblVehicleEF	LDT1	2.74	2.32
tblVehicleEF	LDT1	324.21	313.05
tblVehicleEF	LDT1	71.81	65.11
tblVehicleEF	LDT1	0.11	0.10
tblVehicleEF	LDT1	2.5570e-003	2.3060e-003
tblVehicleEF	LDT1	3.2780e-003	2.6450e-003
tblVehicleEF	LDT1	2.3530e-003	2.1220e-003
tblVehicleEF	LDT1	3.0150e-003	2.4330e-003
tblVehicleEF	LDT1	0.12	0.12
tblVehicleEF	LDT1	0.25	0.19
tblVehicleEF	LDT1	0.10	0.11

tblVehicleEF	LDT1	0.02	0.03
tblVehicleEF	LDT1	0.16	0.66
tblVehicleEF	LDT1	0.19	0.36
tblVehicleEF	LDT1	3.2560e-003	3.0980e-003
tblVehicleEF	LDT1	7.6600e-004	6.4400e-004
tblVehicleEF	LDT1	0.12	0.12
tblVehicleEF	LDT1	0.25	0.19
tblVehicleEF	LDT1	0.10	0.11
tblVehicleEF	LDT1	0.04	0.04
tblVehicleEF	LDT1	0.16	0.66
tblVehicleEF	LDT1	0.21	0.40
tblVehicleEF	LDT1	0.01	6.5570e-003
tblVehicleEF	LDT1	0.01	0.07
tblVehicleEF	LDT1	1.28	1.36
tblVehicleEF	LDT1	2.36	2.00
tblVehicleEF	LDT1	337.31	324.18
tblVehicleEF	LDT1	71.81	64.47
tblVehicleEF	LDT1	0.10	0.09
tblVehicleEF	LDT1	2.5570e-003	2.3060e-003
tblVehicleEF	LDT1	3.2780e-003	2.6450e-003
tblVehicleEF	LDT1	2.3530e-003	2.1220e-003
tblVehicleEF	LDT1	3.0150e-003	2.4330e-003
tblVehicleEF	LDT1	0.17	0.18
tblVehicleEF	LDT1	0.26	0.20
tblVehicleEF	LDT1	0.14	0.15
tblVehicleEF	LDT1	0.03	0.03
tblVehicleEF	LDT1	0.14	0.61

tblVehicleEF	LDT1	0.17	0.32
tblVehicleEF	LDT1	3.3880e-003	3.2080e-003
tblVehicleEF	LDT1	7.5900e-004	6.3800e-004
tblVehicleEF	LDT1	0.17	0.18
tblVehicleEF	LDT1	0.26	0.20
tblVehicleEF	LDT1	0.14	0.15
tblVehicleEF	LDT1	0.04	0.04
tblVehicleEF	LDT1	0.14	0.61
tblVehicleEF	LDT1	0.19	0.36
tblVehicleEF	LDT1	9.8200e-003	6.0950e-003
tblVehicleEF	LDT1	0.01	0.07
tblVehicleEF	LDT1	1.16	1.22
tblVehicleEF	LDT1	2.82	2.40
tblVehicleEF	LDT1	319.38	308.94
tblVehicleEF	LDT1	71.81	65.25
tblVehicleEF	LDT1	0.11	0.10
tblVehicleEF	LDT1	2.5570e-003	2.3060e-003
tblVehicleEF	LDT1	3.2780e-003	2.6450e-003
tblVehicleEF	LDT1	2.3530e-003	2.1220e-003
tblVehicleEF	LDT1	3.0150e-003	2.4330e-003
tblVehicleEF	LDT1	0.12	0.13
tblVehicleEF	LDT1	0.29	0.22
tblVehicleEF	LDT1	0.10	0.11
tblVehicleEF	LDT1	0.02	0.03
tblVehicleEF	LDT1	0.18	0.78
tblVehicleEF	LDT1	0.19	0.37
tblVehicleEF	LDT1	3.2070e-003	3.0570e-003

tblVehicleEF	LDT1	7.6700e-004	6.4600e-004
tblVehicleEF	LDT1	0.12	0.13
tblVehicleEF	LDT1	0.29	0.22
tblVehicleEF	LDT1	0.10	0.11
tblVehicleEF	LDT1	0.04	0.04
tblVehicleEF	LDT1	0.18	0.78
tblVehicleEF	LDT1	0.21	0.41
tblVehicleEF	LDT2	5.7840e-003	4.0560e-003
tblVehicleEF	LDT2	6.6620e-003	0.07
tblVehicleEF	LDT2	0.74	0.91
tblVehicleEF	LDT2	1.41	2.69
tblVehicleEF	LDT2	369.26	341.01
tblVehicleEF	LDT2	81.71	71.31
tblVehicleEF	LDT2	0.07	0.07
tblVehicleEF	LDT2	1.8090e-003	1.6370e-003
tblVehicleEF	LDT2	2.1990e-003	1.8210e-003
tblVehicleEF	LDT2	1.6640e-003	1.5060e-003
tblVehicleEF	LDT2	2.0220e-003	1.6740e-003
tblVehicleEF	LDT2	0.05	0.07
tblVehicleEF	LDT2	0.11	0.12
tblVehicleEF	LDT2	0.05	0.08
tblVehicleEF	LDT2	0.01	0.02
tblVehicleEF	LDT2	0.06	0.39
tblVehicleEF	LDT2	0.09	0.32
tblVehicleEF	LDT2	3.6980e-003	3.3740e-003
tblVehicleEF	LDT2	8.4100e-004	7.0600e-004
tblVehicleEF	LDT2	0.05	0.07

tblVehicleEF	LDT2	0.11	0.12
tblVehicleEF	LDT2	0.05	0.08
tblVehicleEF	LDT2	0.02	0.02
tblVehicleEF	LDT2	0.06	0.39
tblVehicleEF	LDT2	0.10	0.35
tblVehicleEF	LDT2	6.1050e-003	4.3050e-003
tblVehicleEF	LDT2	5.9960e-003	0.06
tblVehicleEF	LDT2	0.80	0.99
tblVehicleEF	LDT2	1.22	2.32
tblVehicleEF	LDT2	384.42	352.00
tblVehicleEF	LDT2	81.71	70.61
tblVehicleEF	LDT2	0.06	0.06
tblVehicleEF	LDT2	1.8090e-003	1.6370e-003
tblVehicleEF	LDT2	2.1990e-003	1.8210e-003
tblVehicleEF	LDT2	1.6640e-003	1.5060e-003
tblVehicleEF	LDT2	2.0220e-003	1.6740e-003
tblVehicleEF	LDT2	0.07	0.11
tblVehicleEF	LDT2	0.11	0.13
tblVehicleEF	LDT2	0.07	0.10
tblVehicleEF	LDT2	0.02	0.02
tblVehicleEF	LDT2	0.05	0.36
tblVehicleEF	LDT2	0.08	0.29
tblVehicleEF	LDT2	3.8500e-003	3.4820e-003
tblVehicleEF	LDT2	8.3800e-004	6.9900e-004
tblVehicleEF	LDT2	0.07	0.11
tblVehicleEF	LDT2	0.11	0.13
tblVehicleEF	LDT2	0.07	0.10

tblVehicleEF	LDT2	0.02	0.02
tblVehicleEF	LDT2	0.05	0.36
tblVehicleEF	LDT2	0.09	0.31
tblVehicleEF	LDT2	5.6750e-003	3.9780e-003
tblVehicleEF	LDT2	6.7990e-003	0.07
tblVehicleEF	LDT2	0.72	0.88
tblVehicleEF	LDT2	1.45	2.77
tblVehicleEF	LDT2	363.66	336.95
tblVehicleEF	LDT2	81.71	71.46
tblVehicleEF	LDT2	0.07	0.07
tblVehicleEF	LDT2	1.8090e-003	1.6370e-003
tblVehicleEF	LDT2	2.1990e-003	1.8210e-003
tblVehicleEF	LDT2	1.6640e-003	1.5060e-003
tblVehicleEF	LDT2	2.0220e-003	1.6740e-003
tblVehicleEF	LDT2	0.04	0.07
tblVehicleEF	LDT2	0.11	0.13
tblVehicleEF	LDT2	0.05	0.08
tblVehicleEF	LDT2	0.01	0.02
tblVehicleEF	LDT2	0.07	0.46
tblVehicleEF	LDT2	0.09	0.33
tblVehicleEF	LDT2	3.6420e-003	3.3340e-003
tblVehicleEF	LDT2	8.4100e-004	7.0700e-004
tblVehicleEF	LDT2	0.04	0.07
tblVehicleEF	LDT2	0.11	0.13
tblVehicleEF	LDT2	0.05	0.08
tblVehicleEF	LDT2	0.02	0.02
tblVehicleEF	LDT2	0.07	0.46

tblVehicleEF	LDT2	0.10	0.36
tblVehicleEF	LHD1	5.7990e-003	5.8180e-003
tblVehicleEF	LHD1	0.01	5.0100e-003
tblVehicleEF	LHD1	0.02	0.02
tblVehicleEF	LHD1	0.15	0.19
tblVehicleEF	LHD1	0.78	0.57
tblVehicleEF	LHD1	2.55	1.09
tblVehicleEF	LHD1	9.03	9.05
tblVehicleEF	LHD1	603.73	667.72
tblVehicleEF	LHD1	33.13	12.41
tblVehicleEF	LHD1	0.08	0.06
tblVehicleEF	LHD1	1.27	0.81
tblVehicleEF	LHD1	8.6000e-004	7.5600e-004
tblVehicleEF	LHD1	0.01	9.6460e-003
tblVehicleEF	LHD1	0.01	7.2150e-003
tblVehicleEF	LHD1	9.1700e-004	2.5500e-004
tblVehicleEF	LHD1	8.2300e-004	7.2300e-004
tblVehicleEF	LHD1	2.5110e-003	2.4120e-003
tblVehicleEF	LHD1	9.9290e-003	6.8770e-003
tblVehicleEF	LHD1	8.4300e-004	2.3500e-004
tblVehicleEF	LHD1	2.8210e-003	2.2570e-003
tblVehicleEF	LHD1	0.10	0.07
tblVehicleEF	LHD1	0.02	0.02
tblVehicleEF	LHD1	1.7870e-003	1.4220e-003
tblVehicleEF	LHD1	0.06	0.05
tblVehicleEF	LHD1	0.28	0.47
tblVehicleEF	LHD1	0.27	0.08

tblVehicleEF	LHD1	9.1000e-005	8.8000e-005
tblVehicleEF	LHD1	5.9280e-003	6.5210e-003
tblVehicleEF	LHD1	3.7900e-004	1.2300e-004
tblVehicleEF	LHD1	2.8210e-003	2.2570e-003
tblVehicleEF	LHD1	0.10	0.07
tblVehicleEF	LHD1	0.02	0.03
tblVehicleEF	LHD1	1.7870e-003	1.4220e-003
tblVehicleEF	LHD1	0.08	0.06
tblVehicleEF	LHD1	0.28	0.47
tblVehicleEF	LHD1	0.29	0.09
tblVehicleEF	LHD1	5.7990e-003	5.8300e-003
tblVehicleEF	LHD1	0.01	5.0980e-003
tblVehicleEF	LHD1	0.02	0.02
tblVehicleEF	LHD1	0.15	0.19
tblVehicleEF	LHD1	0.79	0.58
tblVehicleEF	LHD1	2.44	1.04
tblVehicleEF	LHD1	9.03	9.05
tblVehicleEF	LHD1	603.73	667.74
tblVehicleEF	LHD1	33.13	12.33
tblVehicleEF	LHD1	0.08	0.06
tblVehicleEF	LHD1	1.19	0.76
tblVehicleEF	LHD1	8.6000e-004	7.5600e-004
tblVehicleEF	LHD1	0.01	9.6460e-003
tblVehicleEF	LHD1	0.01	7.2150e-003
tblVehicleEF	LHD1	9.1700e-004	2.5500e-004
tblVehicleEF	LHD1	8.2300e-004	7.2300e-004
tblVehicleEF	LHD1	2.5110e-003	2.4120e-003

tblVehicleEF	LHD1	9.9290e-003	6.8770e-003
tblVehicleEF	LHD1	8.4300e-004	2.3500e-004
tblVehicleEF	LHD1	3.9390e-003	3.1600e-003
tblVehicleEF	LHD1	0.10	0.07
tblVehicleEF	LHD1	0.02	0.02
tblVehicleEF	LHD1	2.4300e-003	1.9450e-003
tblVehicleEF	LHD1	0.06	0.05
tblVehicleEF	LHD1	0.27	0.45
tblVehicleEF	LHD1	0.26	0.08
tblVehicleEF	LHD1	9.1000e-005	8.8000e-005
tblVehicleEF	LHD1	5.9280e-003	6.5210e-003
tblVehicleEF	LHD1	3.7700e-004	1.2200e-004
tblVehicleEF	LHD1	3.9390e-003	3.1600e-003
tblVehicleEF	LHD1	0.10	0.07
tblVehicleEF	LHD1	0.02	0.03
tblVehicleEF	LHD1	2.4300e-003	1.9450e-003
tblVehicleEF	LHD1	0.08	0.06
tblVehicleEF	LHD1	0.27	0.45
tblVehicleEF	LHD1	0.28	0.08
tblVehicleEF	LHD1	5.7990e-003	5.8160e-003
tblVehicleEF	LHD1	0.01	4.9860e-003
tblVehicleEF	LHD1	0.02	0.02
tblVehicleEF	LHD1	0.15	0.19
tblVehicleEF	LHD1	0.77	0.57
tblVehicleEF	LHD1	2.56	1.09
tblVehicleEF	LHD1	9.03	9.05
tblVehicleEF	LHD1	603.73	667.72

tblVehicleEF	LHD1	33.13	12.42
tblVehicleEF	LHD1	0.08	0.06
tblVehicleEF	LHD1	1.24	0.80
tblVehicleEF	LHD1	8.6000e-004	7.5600e-004
tblVehicleEF	LHD1	0.01	9.6460e-003
tblVehicleEF	LHD1	0.01	7.2150e-003
tblVehicleEF	LHD1	9.1700e-004	2.5500e-004
tblVehicleEF	LHD1	8.2300e-004	7.2300e-004
tblVehicleEF	LHD1	2.5110e-003	2.4120e-003
tblVehicleEF	LHD1	9.9290e-003	6.8770e-003
tblVehicleEF	LHD1	8.4300e-004	2.3500e-004
tblVehicleEF	LHD1	2.9400e-003	2.3610e-003
tblVehicleEF	LHD1	0.11	0.08
tblVehicleEF	LHD1	0.02	0.02
tblVehicleEF	LHD1	1.8110e-003	1.4460e-003
tblVehicleEF	LHD1	0.06	0.05
tblVehicleEF	LHD1	0.30	0.50
tblVehicleEF	LHD1	0.27	0.08
tblVehicleEF	LHD1	9.1000e-005	8.8000e-005
tblVehicleEF	LHD1	5.9280e-003	6.5210e-003
tblVehicleEF	LHD1	3.8000e-004	1.2300e-004
tblVehicleEF	LHD1	2.9400e-003	2.3610e-003
tblVehicleEF	LHD1	0.11	0.08
tblVehicleEF	LHD1	0.02	0.03
tblVehicleEF	LHD1	1.8110e-003	1.4460e-003
tblVehicleEF	LHD1	0.08	0.06
tblVehicleEF	LHD1	0.30	0.50

tblVehicleEF	LHD1	0.29	0.09
tblVehicleEF	LHD2	4.2890e-003	4.2530e-003
tblVehicleEF	LHD2	4.2710e-003	3.6630e-003
tblVehicleEF	LHD2	9.4470e-003	0.01
tblVehicleEF	LHD2	0.13	0.16
tblVehicleEF	LHD2	0.36	0.41
tblVehicleEF	LHD2	1.38	0.76
tblVehicleEF	LHD2	13.67	13.61
tblVehicleEF	LHD2	619.08	679.10
tblVehicleEF	LHD2	28.46	10.01
tblVehicleEF	LHD2	0.10	0.09
tblVehicleEF	LHD2	0.87	0.94
tblVehicleEF	LHD2	1.1890e-003	1.1970e-003
tblVehicleEF	LHD2	0.01	0.01
tblVehicleEF	LHD2	9.7400e-003	0.01
tblVehicleEF	LHD2	4.6100e-004	1.4900e-004
tblVehicleEF	LHD2	1.1370e-003	1.1460e-003
tblVehicleEF	LHD2	2.6460e-003	2.6120e-003
tblVehicleEF	LHD2	9.3060e-003	9.6640e-003
tblVehicleEF	LHD2	4.2300e-004	1.3700e-004
tblVehicleEF	LHD2	1.1610e-003	1.4570e-003
tblVehicleEF	LHD2	0.04	0.05
tblVehicleEF	LHD2	0.02	0.02
tblVehicleEF	LHD2	7.7900e-004	9.3400e-004
tblVehicleEF	LHD2	0.05	0.05
tblVehicleEF	LHD2	0.09	0.30
tblVehicleEF	LHD2	0.13	0.06

tblVehicleEF	LHD2	1.3400e-004	1.3100e-004
tblVehicleEF	LHD2	6.0340e-003	6.5780e-003
tblVehicleEF	LHD2	3.1000e-004	9.9000e-005
tblVehicleEF	LHD2	1.1610e-003	1.4570e-003
tblVehicleEF	LHD2	0.04	0.05
tblVehicleEF	LHD2	0.02	0.03
tblVehicleEF	LHD2	7.7900e-004	9.3400e-004
tblVehicleEF	LHD2	0.05	0.06
tblVehicleEF	LHD2	0.09	0.30
tblVehicleEF	LHD2	0.14	0.06
tblVehicleEF	LHD2	4.2890e-003	4.2620e-003
tblVehicleEF	LHD2	4.3220e-003	3.7010e-003
tblVehicleEF	LHD2	9.1410e-003	0.01
tblVehicleEF	LHD2	0.13	0.16
tblVehicleEF	LHD2	0.37	0.41
tblVehicleEF	LHD2	1.32	0.73
tblVehicleEF	LHD2	13.67	13.61
tblVehicleEF	LHD2	619.08	679.11
tblVehicleEF	LHD2	28.46	9.96
tblVehicleEF	LHD2	0.10	0.09
tblVehicleEF	LHD2	0.82	0.88
tblVehicleEF	LHD2	1.1890e-003	1.1970e-003
tblVehicleEF	LHD2	0.01	0.01
tblVehicleEF	LHD2	9.7400e-003	0.01
tblVehicleEF	LHD2	4.6100e-004	1.4900e-004
tblVehicleEF	LHD2	1.1370e-003	1.1460e-003
tblVehicleEF	LHD2	2.6460e-003	2.6120e-003

tblVehicleEF	LHD2	9.3060e-003	9.6640e-003
tblVehicleEF	LHD2	4.2300e-004	1.3700e-004
tblVehicleEF	LHD2	1.6270e-003	2.0410e-003
tblVehicleEF	LHD2	0.04	0.05
tblVehicleEF	LHD2	0.02	0.02
tblVehicleEF	LHD2	1.0610e-003	1.2770e-003
tblVehicleEF	LHD2	0.05	0.05
tblVehicleEF	LHD2	0.08	0.29
tblVehicleEF	LHD2	0.12	0.05
tblVehicleEF	LHD2	1.3400e-004	1.3100e-004
tblVehicleEF	LHD2	6.0340e-003	6.5780e-003
tblVehicleEF	LHD2	3.0900e-004	9.9000e-005
tblVehicleEF	LHD2	1.6270e-003	2.0410e-003
tblVehicleEF	LHD2	0.04	0.05
tblVehicleEF	LHD2	0.02	0.03
tblVehicleEF	LHD2	1.0610e-003	1.2770e-003
tblVehicleEF	LHD2	0.05	0.06
tblVehicleEF	LHD2	0.08	0.29
tblVehicleEF	LHD2	0.13	0.06
tblVehicleEF	LHD2	4.2890e-003	4.2510e-003
tblVehicleEF	LHD2	4.2570e-003	3.6530e-003
tblVehicleEF	LHD2	9.5090e-003	0.01
tblVehicleEF	LHD2	0.13	0.16
tblVehicleEF	LHD2	0.36	0.41
tblVehicleEF	LHD2	1.38	0.76
tblVehicleEF	LHD2	13.67	13.61
tblVehicleEF	LHD2	619.08	679.10

tblVehicleEF	LHD2	28.46	10.02
tblVehicleEF	LHD2	0.10	0.09
tblVehicleEF	LHD2	0.85	0.92
tblVehicleEF	LHD2	1.1890e-003	1.1970e-003
tblVehicleEF	LHD2	0.01	0.01
tblVehicleEF	LHD2	9.7400e-003	0.01
tblVehicleEF	LHD2	4.6100e-004	1.4900e-004
tblVehicleEF	LHD2	1.1370e-003	1.1460e-003
tblVehicleEF	LHD2	2.6460e-003	2.6120e-003
tblVehicleEF	LHD2	9.3060e-003	9.6640e-003
tblVehicleEF	LHD2	4.2300e-004	1.3700e-004
tblVehicleEF	LHD2	1.1810e-003	1.5020e-003
tblVehicleEF	LHD2	0.04	0.06
tblVehicleEF	LHD2	0.02	0.02
tblVehicleEF	LHD2	7.7800e-004	9.3300e-004
tblVehicleEF	LHD2	0.05	0.05
tblVehicleEF	LHD2	0.10	0.33
tblVehicleEF	LHD2	0.13	0.06
tblVehicleEF	LHD2	1.3400e-004	1.3100e-004
tblVehicleEF	LHD2	6.0340e-003	6.5780e-003
tblVehicleEF	LHD2	3.1000e-004	9.9000e-005
tblVehicleEF	LHD2	1.1810e-003	1.5020e-003
tblVehicleEF	LHD2	0.04	0.06
tblVehicleEF	LHD2	0.02	0.03
tblVehicleEF	LHD2	7.7800e-004	9.3300e-004
tblVehicleEF	LHD2	0.05	0.06
tblVehicleEF	LHD2	0.10	0.33

tblVehicleEF	LHD2	0.14	0.06
tblVehicleEF	MCY	0.48	0.35
tblVehicleEF	MCY	0.15	0.24
tblVehicleEF	MCY	18.61	18.90
tblVehicleEF	MCY	9.56	8.43
tblVehicleEF	MCY	177.57	214.49
tblVehicleEF	MCY	45.30	60.11
tblVehicleEF	MCY	1.12	1.12
tblVehicleEF	MCY	2.1370e-003	2.1160e-003
tblVehicleEF	MCY	3.9240e-003	3.2680e-003
tblVehicleEF	MCY	1.9990e-003	1.9800e-003
tblVehicleEF	MCY	3.7000e-003	3.0810e-003
tblVehicleEF	MCY	1.13	1.16
tblVehicleEF	MCY	0.69	0.72
tblVehicleEF	MCY	0.71	0.72
tblVehicleEF	MCY	2.38	2.40
tblVehicleEF	MCY	0.65	2.07
tblVehicleEF	MCY	2.05	1.82
tblVehicleEF	MCY	2.1510e-003	2.1230e-003
tblVehicleEF	MCY	6.7000e-004	5.9500e-004
tblVehicleEF	MCY	1.13	1.16
tblVehicleEF	MCY	0.69	0.72
tblVehicleEF	MCY	0.71	0.72
tblVehicleEF	MCY	2.95	2.97
tblVehicleEF	MCY	0.65	2.07
tblVehicleEF	MCY	2.24	1.98
tblVehicleEF	MCY	0.47	0.35

tblVehicleEF	MCY	0.14	0.21
tblVehicleEF	MCY	17.91	18.17
tblVehicleEF	MCY	8.81	7.74
tblVehicleEF	MCY	177.57	213.12
tblVehicleEF	MCY	45.30	58.36
tblVehicleEF	MCY	0.98	0.98
tblVehicleEF	MCY	2.1370e-003	2.1160e-003
tblVehicleEF	MCY	3.9240e-003	3.2680e-003
tblVehicleEF	MCY	1.9990e-003	1.9800e-003
tblVehicleEF	MCY	3.7000e-003	3.0810e-003
tblVehicleEF	MCY	1.71	1.74
tblVehicleEF	MCY	0.73	0.76
tblVehicleEF	MCY	1.12	1.14
tblVehicleEF	MCY	2.33	2.34
tblVehicleEF	MCY	0.61	1.94
tblVehicleEF	MCY	1.85	1.62
tblVehicleEF	MCY	2.1380e-003	2.1090e-003
tblVehicleEF	MCY	6.5100e-004	5.7700e-004
tblVehicleEF	MCY	1.71	1.74
tblVehicleEF	MCY	0.73	0.76
tblVehicleEF	MCY	1.12	1.14
tblVehicleEF	MCY	2.89	2.90
tblVehicleEF	MCY	0.61	1.94
tblVehicleEF	MCY	2.01	1.77
tblVehicleEF	MCY	0.48	0.35
tblVehicleEF	MCY	0.15	0.24
tblVehicleEF	MCY	18.72	19.01

tblVehicleEF	MCY	9.67	8.55
tblVehicleEF	MCY	177.57	214.70
tblVehicleEF	MCY	45.30	60.42
tblVehicleEF	MCY	1.09	1.09
tblVehicleEF	MCY	2.1370e-003	2.1160e-003
tblVehicleEF	MCY	3.9240e-003	3.2680e-003
tblVehicleEF	MCY	1.9990e-003	1.9800e-003
tblVehicleEF	MCY	3.7000e-003	3.0810e-003
tblVehicleEF	MCY	1.26	1.28
tblVehicleEF	MCY	0.89	0.92
tblVehicleEF	MCY	0.75	0.76
tblVehicleEF	MCY	2.39	2.41
tblVehicleEF	MCY	0.75	2.38
tblVehicleEF	MCY	2.09	1.86
tblVehicleEF	MCY	2.1530e-003	2.1250e-003
tblVehicleEF	MCY	6.7300e-004	5.9800e-004
tblVehicleEF	MCY	1.26	1.28
tblVehicleEF	MCY	0.89	0.92
tblVehicleEF	MCY	0.75	0.76
tblVehicleEF	MCY	2.97	2.98
tblVehicleEF	MCY	0.75	2.38
tblVehicleEF	MCY	2.28	2.02
tblVehicleEF	MDV	0.01	5.6010e-003
tblVehicleEF	MDV	0.01	0.08
tblVehicleEF	MDV	1.26	1.12
tblVehicleEF	MDV	2.62	3.12
tblVehicleEF	MDV	500.02	420.73

tblVehicleEF	MDV	108.15	86.72
tblVehicleEF	MDV	0.14	0.10
tblVehicleEF	MDV	1.9190e-003	1.7850e-003
tblVehicleEF	MDV	2.3090e-003	1.9840e-003
tblVehicleEF	MDV	1.7700e-003	1.6470e-003
tblVehicleEF	MDV	2.1250e-003	1.8250e-003
tblVehicleEF	MDV	0.07	0.08
tblVehicleEF	MDV	0.16	0.14
tblVehicleEF	MDV	0.07	0.09
tblVehicleEF	MDV	0.03	0.02
tblVehicleEF	MDV	0.10	0.42
tblVehicleEF	MDV	0.20	0.41
tblVehicleEF	MDV	5.0080e-003	4.1600e-003
tblVehicleEF	MDV	1.1270e-003	8.5800e-004
tblVehicleEF	MDV	0.07	0.08
tblVehicleEF	MDV	0.16	0.14
tblVehicleEF	MDV	0.07	0.09
tblVehicleEF	MDV	0.04	0.03
tblVehicleEF	MDV	0.10	0.42
tblVehicleEF	MDV	0.22	0.45
tblVehicleEF	MDV	0.01	5.9080e-003
tblVehicleEF	MDV	0.01	0.08
tblVehicleEF	MDV	1.36	1.20
tblVehicleEF	MDV	2.27	2.69
tblVehicleEF	MDV	519.96	432.28
tblVehicleEF	MDV	108.15	85.89
tblVehicleEF	MDV	0.12	0.09

tblVehicleEF	MDV	1.9190e-003	1.7850e-003
tblVehicleEF	MDV	2.3090e-003	1.9840e-003
tblVehicleEF	MDV	1.7700e-003	1.6470e-003
tblVehicleEF	MDV	2.1250e-003	1.8250e-003
tblVehicleEF	MDV	0.10	0.12
tblVehicleEF	MDV	0.16	0.14
tblVehicleEF	MDV	0.10	0.12
tblVehicleEF	MDV	0.03	0.03
tblVehicleEF	MDV	0.09	0.39
tblVehicleEF	MDV	0.18	0.37
tblVehicleEF	MDV	5.2090e-003	4.2740e-003
tblVehicleEF	MDV	1.1210e-003	8.5000e-004
tblVehicleEF	MDV	0.10	0.12
tblVehicleEF	MDV	0.16	0.14
tblVehicleEF	MDV	0.10	0.12
tblVehicleEF	MDV	0.05	0.04
tblVehicleEF	MDV	0.09	0.39
tblVehicleEF	MDV	0.20	0.40
tblVehicleEF	MDV	0.01	5.5000e-003
tblVehicleEF	MDV	0.02	0.09
tblVehicleEF	MDV	1.23	1.08
tblVehicleEF	MDV	2.69	3.21
tblVehicleEF	MDV	492.66	416.47
tblVehicleEF	MDV	108.15	86.90
tblVehicleEF	MDV	0.13	0.10
tblVehicleEF	MDV	1.9190e-003	1.7850e-003
tblVehicleEF	MDV	2.3090e-003	1.9840e-003

tblVehicleEF	MDV	1.7700e-003	1.6470e-003
tblVehicleEF	MDV	2.1250e-003	1.8250e-003
tblVehicleEF	MDV	0.06	0.08
tblVehicleEF	MDV	0.17	0.15
tblVehicleEF	MDV	0.07	0.09
tblVehicleEF	MDV	0.03	0.02
tblVehicleEF	MDV	0.11	0.49
tblVehicleEF	MDV	0.20	0.42
tblVehicleEF	MDV	4.9340e-003	4.1170e-003
tblVehicleEF	MDV	1.1290e-003	8.6000e-004
tblVehicleEF	MDV	0.06	0.08
tblVehicleEF	MDV	0.17	0.15
tblVehicleEF	MDV	0.07	0.09
tblVehicleEF	MDV	0.04	0.03
tblVehicleEF	MDV	0.11	0.49
tblVehicleEF	MDV	0.22	0.46
tblVehicleEF	MH	0.03	3.3600e-003
tblVehicleEF	MH	0.02	0.00
tblVehicleEF	MH	2.15	0.31
tblVehicleEF	MH	5.50	0.00
tblVehicleEF	MH	1,108.90	981.53
tblVehicleEF	MH	57.43	0.00
tblVehicleEF	MH	1.43	3.91
tblVehicleEF	MH	0.01	0.02
tblVehicleEF	MH	0.03	0.10
tblVehicleEF	MH	1.0490e-003	0.00
tblVehicleEF	MH	3.2420e-003	4.0000e-003

tblVehicleEF	MH	0.03	0.09
tblVehicleEF	MH	9.6500e-004	0.00
tblVehicleEF	MH	0.95	0.00
tblVehicleEF	MH	0.07	0.00
tblVehicleEF	MH	0.41	0.00
tblVehicleEF	MH	0.09	0.07
tblVehicleEF	MH	0.02	0.00
tblVehicleEF	MH	0.32	0.00
tblVehicleEF	MH	0.01	9.2790e-003
tblVehicleEF	MH	6.7000e-004	0.00
tblVehicleEF	MH	0.95	0.00
tblVehicleEF	MH	0.07	0.00
tblVehicleEF	MH	0.41	0.00
tblVehicleEF	MH	0.12	0.08
tblVehicleEF	MH	0.02	0.00
tblVehicleEF	MH	0.35	0.00
tblVehicleEF	MH	0.03	3.3600e-003
tblVehicleEF	MH	0.02	0.00
tblVehicleEF	MH	2.21	0.31
tblVehicleEF	MH	5.21	0.00
tblVehicleEF	MH	1,108.90	981.53
tblVehicleEF	MH	57.43	0.00
tblVehicleEF	MH	1.33	3.70
tblVehicleEF	MH	0.01	0.02
tblVehicleEF	MH	0.03	0.10
tblVehicleEF	MH	1.0490e-003	0.00
tblVehicleEF	MH	3.2420e-003	4.0000e-003

tblVehicleEF	MH	0.03	0.09
tblVehicleEF	MH	9.6500e-004	0.00
tblVehicleEF	MH	1.28	0.00
tblVehicleEF	MH	0.07	0.00
tblVehicleEF	MH	0.56	0.00
tblVehicleEF	MH	0.09	0.07
tblVehicleEF	MH	0.02	0.00
tblVehicleEF	MH	0.31	0.00
tblVehicleEF	MH	0.01	9.2790e-003
tblVehicleEF	MH	6.6500e-004	0.00
tblVehicleEF	MH	1.28	0.00
tblVehicleEF	MH	0.07	0.00
tblVehicleEF	MH	0.56	0.00
tblVehicleEF	MH	0.12	0.08
tblVehicleEF	MH	0.02	0.00
tblVehicleEF	MH	0.34	0.00
tblVehicleEF	MH	0.03	3.3600e-003
tblVehicleEF	MH	0.02	0.00
tblVehicleEF	MH	2.13	0.31
tblVehicleEF	MH	5.54	0.00
tblVehicleEF	MH	1,108.90	981.53
tblVehicleEF	MH	57.43	0.00
tblVehicleEF	MH	1.40	3.84
tblVehicleEF	MH	0.01	0.02
tblVehicleEF	MH	0.03	0.10
tblVehicleEF	MH	1.0490e-003	0.00
tblVehicleEF	MH	3.2420e-003	4.0000e-003

tblVehicleEF	MH	0.03	0.09
tblVehicleEF	MH	9.6500e-004	0.00
tblVehicleEF	MH	1.05	0.00
tblVehicleEF	MH	0.08	0.00
tblVehicleEF	MH	0.43	0.00
tblVehicleEF	MH	0.09	0.07
tblVehicleEF	MH	0.02	0.00
tblVehicleEF	MH	0.32	0.00
tblVehicleEF	MH	0.01	9.2790e-003
tblVehicleEF	MH	6.7100e-004	0.00
tblVehicleEF	MH	1.05	0.00
tblVehicleEF	MH	0.08	0.00
tblVehicleEF	MH	0.43	0.00
tblVehicleEF	MH	0.12	0.08
tblVehicleEF	MH	0.02	0.00
tblVehicleEF	MH	0.35	0.00
tblVehicleEF	MHD	0.02	4.9130e-003
tblVehicleEF	MHD	4.2090e-003	5.6110e-003
tblVehicleEF	MHD	0.05	0.01
tblVehicleEF	MHD	0.36	0.39
tblVehicleEF	MHD	0.33	0.51
tblVehicleEF	MHD	6.12	1.31
tblVehicleEF	MHD	141.40	56.75
tblVehicleEF	MHD	1,144.82	1,086.34
tblVehicleEF	MHD	60.68	12.86
tblVehicleEF	MHD	0.54	0.43
tblVehicleEF	MHD	1.18	1.96

tblVehicleEF	MHD	2.3000e-004	1.4510e-003
tblVehicleEF	MHD	5.5730e-003	0.05
tblVehicleEF	MHD	7.9300e-004	1.1900e-004
tblVehicleEF	MHD	2.2000e-004	1.3880e-003
tblVehicleEF	MHD	5.3290e-003	0.05
tblVehicleEF	MHD	7.2900e-004	1.0900e-004
tblVehicleEF	MHD	1.1360e-003	4.8700e-004
tblVehicleEF	MHD	0.04	0.02
tblVehicleEF	MHD	0.03	0.02
tblVehicleEF	MHD	7.3800e-004	3.2900e-004
tblVehicleEF	MHD	0.04	0.09
tblVehicleEF	MHD	0.02	0.10
tblVehicleEF	MHD	0.38	0.06
tblVehicleEF	MHD	1.3610e-003	5.4000e-004
tblVehicleEF	MHD	0.01	0.01
tblVehicleEF	MHD	7.1400e-004	1.2700e-004
tblVehicleEF	MHD	1.1360e-003	4.8700e-004
tblVehicleEF	MHD	0.04	0.02
tblVehicleEF	MHD	0.04	0.03
tblVehicleEF	MHD	7.3800e-004	3.2900e-004
tblVehicleEF	MHD	0.05	0.11
tblVehicleEF	MHD	0.02	0.10
tblVehicleEF	MHD	0.41	0.07
tblVehicleEF	MHD	0.02	4.6520e-003
tblVehicleEF	MHD	4.2610e-003	5.6470e-003
tblVehicleEF	MHD	0.05	0.01
tblVehicleEF	MHD	0.26	0.31

tblVehicleEF	MHD	0.34	0.51
tblVehicleEF	MHD	5.83	1.25
tblVehicleEF	MHD	149.77	57.73
tblVehicleEF	MHD	1,144.82	1,086.35
tblVehicleEF	MHD	60.68	12.75
tblVehicleEF	MHD	0.56	0.43
tblVehicleEF	MHD	1.12	1.85
tblVehicleEF	MHD	1.9400e-004	1.2250e-003
tblVehicleEF	MHD	5.5730e-003	0.05
tblVehicleEF	MHD	7.9300e-004	1.1900e-004
tblVehicleEF	MHD	1.8500e-004	1.1720e-003
tblVehicleEF	MHD	5.3290e-003	0.05
tblVehicleEF	MHD	7.2900e-004	1.0900e-004
tblVehicleEF	MHD	1.6040e-003	6.8900e-004
tblVehicleEF	MHD	0.05	0.02
tblVehicleEF	MHD	0.02	0.02
tblVehicleEF	MHD	1.0240e-003	4.5600e-004
tblVehicleEF	MHD	0.04	0.09
tblVehicleEF	MHD	0.02	0.09
tblVehicleEF	MHD	0.36	0.06
tblVehicleEF	MHD	1.4400e-003	5.5000e-004
tblVehicleEF	MHD	0.01	0.01
tblVehicleEF	MHD	7.0900e-004	1.2600e-004
tblVehicleEF	MHD	1.6040e-003	6.8900e-004
tblVehicleEF	MHD	0.05	0.02
tblVehicleEF	MHD	0.03	0.03
tblVehicleEF	MHD	1.0240e-003	4.5600e-004

tblVehicleEF	MHD	0.05	0.11
tblVehicleEF	MHD	0.02	0.09
tblVehicleEF	MHD	0.40	0.06
tblVehicleEF	MHD	0.02	5.2900e-003
tblVehicleEF	MHD	4.1930e-003	5.5990e-003
tblVehicleEF	MHD	0.05	0.01
tblVehicleEF	MHD	0.50	0.50
tblVehicleEF	MHD	0.33	0.51
tblVehicleEF	MHD	6.17	1.32
tblVehicleEF	MHD	129.83	55.39
tblVehicleEF	MHD	1,144.82	1,086.34
tblVehicleEF	MHD	60.68	12.88
tblVehicleEF	MHD	0.52	0.42
tblVehicleEF	MHD	1.16	1.92
tblVehicleEF	MHD	2.8000e-004	1.7620e-003
tblVehicleEF	MHD	5.5730e-003	0.05
tblVehicleEF	MHD	7.9300e-004	1.1900e-004
tblVehicleEF	MHD	2.6800e-004	1.6860e-003
tblVehicleEF	MHD	5.3290e-003	0.05
tblVehicleEF	MHD	7.2900e-004	1.0900e-004
tblVehicleEF	MHD	1.1820e-003	4.9800e-004
tblVehicleEF	MHD	0.05	0.02
tblVehicleEF	MHD	0.03	0.03
tblVehicleEF	MHD	7.5300e-004	3.3100e-004
tblVehicleEF	MHD	0.04	0.09
tblVehicleEF	MHD	0.02	0.11
tblVehicleEF	MHD	0.38	0.06

tblVehicleEF	MHD	1.2520e-003	5.2700e-004
tblVehicleEF	MHD	0.01	0.01
tblVehicleEF	MHD	7.1500e-004	1.2700e-004
tblVehicleEF	MHD	1.1820e-003	4.9800e-004
tblVehicleEF	MHD	0.05	0.02
tblVehicleEF	MHD	0.04	0.03
tblVehicleEF	MHD	7.5300e-004	3.3100e-004
tblVehicleEF	MHD	0.05	0.11
tblVehicleEF	MHD	0.02	0.11
tblVehicleEF	MHD	0.42	0.07
tblVehicleEF	OBUS	0.01	9.0600e-003
tblVehicleEF	OBUS	8.4360e-003	9.3580e-003
tblVehicleEF	OBUS	0.03	0.02
tblVehicleEF	OBUS	0.28	0.55
tblVehicleEF	OBUS	0.58	1.01
tblVehicleEF	OBUS	5.60	2.44
tblVehicleEF	OBUS	84.68	84.33
tblVehicleEF	OBUS	1,226.51	1,422.10
tblVehicleEF	OBUS	69.78	20.28
tblVehicleEF	OBUS	0.42	0.52
tblVehicleEF	OBUS	1.44	1.85
tblVehicleEF	OBUS	1.4500e-004	2.0430e-003
tblVehicleEF	OBUS	7.3790e-003	0.04
tblVehicleEF	OBUS	8.3400e-004	1.9500e-004
tblVehicleEF	OBUS	1.3900e-004	1.9550e-003
tblVehicleEF	OBUS	7.0420e-003	0.03
tblVehicleEF	OBUS	7.6700e-004	1.7900e-004

tblVehicleEF	OBUS	1.4250e-003	1.8490e-003
tblVehicleEF	OBUS	0.02	0.02
tblVehicleEF	OBUS	0.04	0.06
tblVehicleEF	OBUS	7.6500e-004	9.7800e-004
tblVehicleEF	OBUS	0.06	0.10
tblVehicleEF	OBUS	0.04	0.23
tblVehicleEF	OBUS	0.35	0.12
tblVehicleEF	OBUS	8.2000e-004	8.0300e-004
tblVehicleEF	OBUS	0.01	0.01
tblVehicleEF	OBUS	7.9600e-004	2.0100e-004
tblVehicleEF	OBUS	1.4250e-003	1.8490e-003
tblVehicleEF	OBUS	0.02	0.02
tblVehicleEF	OBUS	0.05	0.08
tblVehicleEF	OBUS	7.6500e-004	9.7800e-004
tblVehicleEF	OBUS	0.07	0.12
tblVehicleEF	OBUS	0.04	0.23
tblVehicleEF	OBUS	0.39	0.13
tblVehicleEF	OBUS	0.01	9.0790e-003
tblVehicleEF	OBUS	8.5800e-003	9.4940e-003
tblVehicleEF	OBUS	0.03	0.02
tblVehicleEF	OBUS	0.26	0.53
tblVehicleEF	OBUS	0.58	1.02
tblVehicleEF	OBUS	5.31	2.31
tblVehicleEF	OBUS	88.70	84.93
tblVehicleEF	OBUS	1,226.51	1,422.12
tblVehicleEF	OBUS	69.78	20.06
tblVehicleEF	OBUS	0.43	0.52

tblVehicleEF	OBUS	1.35	1.74
tblVehicleEF	OBUS	1.2200e-004	1.7270e-003
tblVehicleEF	OBUS	7.3790e-003	0.04
tblVehicleEF	OBUS	8.3400e-004	1.9500e-004
tblVehicleEF	OBUS	1.1700e-004	1.6520e-003
tblVehicleEF	OBUS	7.0420e-003	0.03
tblVehicleEF	OBUS	7.6700e-004	1.7900e-004
tblVehicleEF	OBUS	1.9610e-003	2.5310e-003
tblVehicleEF	OBUS	0.02	0.02
tblVehicleEF	OBUS	0.04	0.06
tblVehicleEF	OBUS	1.0530e-003	1.3340e-003
tblVehicleEF	OBUS	0.06	0.10
tblVehicleEF	OBUS	0.04	0.22
tblVehicleEF	OBUS	0.34	0.11
tblVehicleEF	OBUS	8.5900e-004	8.0900e-004
tblVehicleEF	OBUS	0.01	0.01
tblVehicleEF	OBUS	7.9100e-004	1.9900e-004
tblVehicleEF	OBUS	1.9610e-003	2.5310e-003
tblVehicleEF	OBUS	0.02	0.02
tblVehicleEF	OBUS	0.05	0.08
tblVehicleEF	OBUS	1.0530e-003	1.3340e-003
tblVehicleEF	OBUS	0.07	0.12
tblVehicleEF	OBUS	0.04	0.22
tblVehicleEF	OBUS	0.37	0.13
tblVehicleEF	OBUS	0.01	9.0540e-003
tblVehicleEF	OBUS	8.3930e-003	9.3190e-003
tblVehicleEF	OBUS	0.03	0.02

tblVehicleEF	OBUS	0.29	0.59
tblVehicleEF	OBUS	0.57	1.00
tblVehicleEF	OBUS	5.64	2.46
tblVehicleEF	OBUS	79.14	83.50
tblVehicleEF	OBUS	1,226.51	1,422.09
tblVehicleEF	OBUS	69.78	20.31
tblVehicleEF	OBUS	0.40	0.52
tblVehicleEF	OBUS	1.41	1.81
tblVehicleEF	OBUS	1.7600e-004	2.4810e-003
tblVehicleEF	OBUS	7.3790e-003	0.04
tblVehicleEF	OBUS	8.3400e-004	1.9500e-004
tblVehicleEF	OBUS	1.6900e-004	2.3730e-003
tblVehicleEF	OBUS	7.0420e-003	0.03
tblVehicleEF	OBUS	7.6700e-004	1.7900e-004
tblVehicleEF	OBUS	1.4580e-003	1.9070e-003
tblVehicleEF	OBUS	0.02	0.02
tblVehicleEF	OBUS	0.04	0.06
tblVehicleEF	OBUS	7.6200e-004	9.8200e-004
tblVehicleEF	OBUS	0.06	0.10
tblVehicleEF	OBUS	0.04	0.24
tblVehicleEF	OBUS	0.36	0.12
tblVehicleEF	OBUS	7.6700e-004	7.9500e-004
tblVehicleEF	OBUS	0.01	0.01
tblVehicleEF	OBUS	7.9700e-004	2.0100e-004
tblVehicleEF	OBUS	1.4580e-003	1.9070e-003
tblVehicleEF	OBUS	0.02	0.02
tblVehicleEF	OBUS	0.05	0.08

tblVehicleEF	OBUS	7.6200e-004	9.8200e-004
tblVehicleEF	OBUS	0.07	0.12
tblVehicleEF	OBUS	0.04	0.24
tblVehicleEF	OBUS	0.39	0.13
tblVehicleEF	SBUS	0.87	0.07
tblVehicleEF	SBUS	0.02	0.01
tblVehicleEF	SBUS	0.09	7.1320e-003
tblVehicleEF	SBUS	8.16	2.80
tblVehicleEF	SBUS	1.19	1.03
tblVehicleEF	SBUS	9.61	1.02
tblVehicleEF	SBUS	1,131.05	356.18
tblVehicleEF	SBUS	1,090.69	1,128.82
tblVehicleEF	SBUS	54.18	5.79
tblVehicleEF	SBUS	9.79	3.82
tblVehicleEF	SBUS	4.65	6.33
tblVehicleEF	SBUS	0.01	6.3360e-003
tblVehicleEF	SBUS	0.01	0.01
tblVehicleEF	SBUS	0.03	0.04
tblVehicleEF	SBUS	9.3500e-004	6.5000e-005
tblVehicleEF	SBUS	0.01	6.0620e-003
tblVehicleEF	SBUS	2.6810e-003	2.6580e-003
tblVehicleEF	SBUS	0.02	0.04
tblVehicleEF	SBUS	8.6000e-004	6.0000e-005
tblVehicleEF	SBUS	3.6480e-003	1.1350e-003
tblVehicleEF	SBUS	0.04	0.01
tblVehicleEF	SBUS	0.98	0.34
tblVehicleEF	SBUS	1.9360e-003	5.7500e-004

tblVehicleEF	SBUS	0.13	0.14
tblVehicleEF	SBUS	0.02	0.07
tblVehicleEF	SBUS	0.51	0.04
tblVehicleEF	SBUS	0.01	3.4000e-003
tblVehicleEF	SBUS	0.01	0.01
tblVehicleEF	SBUS	7.0800e-004	5.7000e-005
tblVehicleEF	SBUS	3.6480e-003	1.1350e-003
tblVehicleEF	SBUS	0.04	0.01
tblVehicleEF	SBUS	1.42	0.48
tblVehicleEF	SBUS	1.9360e-003	5.7500e-004
tblVehicleEF	SBUS	0.16	0.17
tblVehicleEF	SBUS	0.02	0.07
tblVehicleEF	SBUS	0.56	0.05
tblVehicleEF	SBUS	0.87	0.07
tblVehicleEF	SBUS	0.02	0.01
tblVehicleEF	SBUS	0.08	6.4080e-003
tblVehicleEF	SBUS	8.04	2.75
tblVehicleEF	SBUS	1.21	1.05
tblVehicleEF	SBUS	7.94	0.84
tblVehicleEF	SBUS	1,182.37	367.48
tblVehicleEF	SBUS	1,090.69	1,128.85
tblVehicleEF	SBUS	54.18	5.50
tblVehicleEF	SBUS	10.10	3.93
tblVehicleEF	SBUS	4.39	5.98
tblVehicleEF	SBUS	8.9100e-003	5.3460e-003
tblVehicleEF	SBUS	0.01	0.01
tblVehicleEF	SBUS	0.03	0.04

tblVehicleEF	SBUS	9.3500e-004	6.5000e-005
tblVehicleEF	SBUS	8.5240e-003	5.1150e-003
tblVehicleEF	SBUS	2.6810e-003	2.6580e-003
tblVehicleEF	SBUS	0.02	0.04
tblVehicleEF	SBUS	8.6000e-004	6.0000e-005
tblVehicleEF	SBUS	4.9860e-003	1.5480e-003
tblVehicleEF	SBUS	0.04	0.01
tblVehicleEF	SBUS	0.98	0.34
tblVehicleEF	SBUS	2.6570e-003	7.8500e-004
tblVehicleEF	SBUS	0.13	0.14
tblVehicleEF	SBUS	0.01	0.06
tblVehicleEF	SBUS	0.46	0.04
tblVehicleEF	SBUS	0.01	3.5060e-003
tblVehicleEF	SBUS	0.01	0.01
tblVehicleEF	SBUS	6.8100e-004	5.4000e-005
tblVehicleEF	SBUS	4.9860e-003	1.5480e-003
tblVehicleEF	SBUS	0.04	0.01
tblVehicleEF	SBUS	1.42	0.48
tblVehicleEF	SBUS	2.6570e-003	7.8500e-004
tblVehicleEF	SBUS	0.16	0.17
tblVehicleEF	SBUS	0.01	0.06
tblVehicleEF	SBUS	0.50	0.04
tblVehicleEF	SBUS	0.87	0.07
tblVehicleEF	SBUS	0.02	0.01
tblVehicleEF	SBUS	0.09	7.2360e-003
tblVehicleEF	SBUS	8.33	2.86
tblVehicleEF	SBUS	1.18	1.03

tblVehicleEF	SBUS	9.77	1.03
tblVehicleEF	SBUS	1,060.18	340.58
tblVehicleEF	SBUS	1,090.69	1,128.81
tblVehicleEF	SBUS	54.18	5.82
tblVehicleEF	SBUS	9.36	3.67
tblVehicleEF	SBUS	4.57	6.22
tblVehicleEF	SBUS	0.01	7.7020e-003
tblVehicleEF	SBUS	0.01	0.01
tblVehicleEF	SBUS	0.03	0.04
tblVehicleEF	SBUS	9.3500e-004	6.5000e-005
tblVehicleEF	SBUS	0.01	7.3690e-003
tblVehicleEF	SBUS	2.6810e-003	2.6580e-003
tblVehicleEF	SBUS	0.02	0.04
tblVehicleEF	SBUS	8.6000e-004	6.0000e-005
tblVehicleEF	SBUS	3.6990e-003	1.1730e-003
tblVehicleEF	SBUS	0.04	0.01
tblVehicleEF	SBUS	0.99	0.34
tblVehicleEF	SBUS	1.8970e-003	5.6800e-004
tblVehicleEF	SBUS	0.13	0.14
tblVehicleEF	SBUS	0.02	0.09
tblVehicleEF	SBUS	0.51	0.04
tblVehicleEF	SBUS	0.01	3.2520e-003
tblVehicleEF	SBUS	0.01	0.01
tblVehicleEF	SBUS	7.1100e-004	5.8000e-005
tblVehicleEF	SBUS	3.6990e-003	1.1730e-003
tblVehicleEF	SBUS	0.04	0.01
tblVehicleEF	SBUS	1.42	0.48

tblVehicleEF	SBUS	1.8970e-003	5.6800e-004
tblVehicleEF	SBUS	0.16	0.17
tblVehicleEF	SBUS	0.02	0.09
tblVehicleEF	SBUS	0.56	0.05
tblVehicleEF	UBUS	1.93	7.28
tblVehicleEF	UBUS	0.07	0.03
tblVehicleEF	UBUS	8.96	27.90
tblVehicleEF	UBUS	13.19	1.81
tblVehicleEF	UBUS	1,828.32	2,044.63
tblVehicleEF	UBUS	133.38	22.76
tblVehicleEF	UBUS	4.82	4.04
tblVehicleEF	UBUS	0.53	0.08
tblVehicleEF	UBUS	0.01	0.03
tblVehicleEF	UBUS	0.04	5.2920e-003
tblVehicleEF	UBUS	1.1810e-003	4.0000e-005
tblVehicleEF	UBUS	0.23	0.03
tblVehicleEF	UBUS	3.0000e-003	7.5850e-003
tblVehicleEF	UBUS	0.04	5.0590e-003
tblVehicleEF	UBUS	1.0860e-003	3.6000e-005
tblVehicleEF	UBUS	6.1570e-003	2.6630e-003
tblVehicleEF	UBUS	0.10	0.03
tblVehicleEF	UBUS	3.6270e-003	1.8540e-003
tblVehicleEF	UBUS	0.53	0.11
tblVehicleEF	UBUS	0.03	0.21
tblVehicleEF	UBUS	0.96	0.15
tblVehicleEF	UBUS	8.6430e-003	4.3420e-003
tblVehicleEF	UBUS	1.5700e-003	2.2500e-004

tblVehicleEF	UBUS	6.1570e-003	2.6630e-003
tblVehicleEF	UBUS	0.10	0.03
tblVehicleEF	UBUS	3.6270e-003	1.8540e-003
tblVehicleEF	UBUS	2.52	7.44
tblVehicleEF	UBUS	0.03	0.21
tblVehicleEF	UBUS	1.05	0.16
tblVehicleEF	UBUS	1.94	7.28
tblVehicleEF	UBUS	0.07	0.03
tblVehicleEF	UBUS	9.02	27.90
tblVehicleEF	UBUS	11.63	1.61
tblVehicleEF	UBUS	1,828.32	2,044.63
tblVehicleEF	UBUS	133.38	22.40
tblVehicleEF	UBUS	4.53	4.03
tblVehicleEF	UBUS	0.53	0.08
tblVehicleEF	UBUS	0.01	0.03
tblVehicleEF	UBUS	0.04	5.2920e-003
tblVehicleEF	UBUS	1.1810e-003	4.0000e-005
tblVehicleEF	UBUS	0.23	0.03
tblVehicleEF	UBUS	3.0000e-003	7.5850e-003
tblVehicleEF	UBUS	0.04	5.0590e-003
tblVehicleEF	UBUS	1.0860e-003	3.6000e-005
tblVehicleEF	UBUS	8.2530e-003	3.6380e-003
tblVehicleEF	UBUS	0.10	0.03
tblVehicleEF	UBUS	4.8310e-003	2.4730e-003
tblVehicleEF	UBUS	0.53	0.11
tblVehicleEF	UBUS	0.03	0.19
tblVehicleEF	UBUS	0.89	0.14

tblVehicleEF	UBUS	8.6450e-003	4.3420e-003
tblVehicleEF	UBUS	1.5430e-003	2.2200e-004
tblVehicleEF	UBUS	8.2530e-003	3.6380e-003
tblVehicleEF	UBUS	0.10	0.03
tblVehicleEF	UBUS	4.8310e-003	2.4730e-003
tblVehicleEF	UBUS	2.53	7.44
tblVehicleEF	UBUS	0.03	0.19
tblVehicleEF	UBUS	0.98	0.15
tblVehicleEF	UBUS	1.93	7.28
tblVehicleEF	UBUS	0.07	0.03
tblVehicleEF	UBUS	8.95	27.90
tblVehicleEF	UBUS	13.46	1.85
tblVehicleEF	UBUS	1,828.32	2,044.63
tblVehicleEF	UBUS	133.38	22.82
tblVehicleEF	UBUS	4.73	4.04
tblVehicleEF	UBUS	0.53	0.08
tblVehicleEF	UBUS	0.01	0.03
tblVehicleEF	UBUS	0.04	5.2920e-003
tblVehicleEF	UBUS	1.1810e-003	4.0000e-005
tblVehicleEF	UBUS	0.23	0.03
tblVehicleEF	UBUS	3.0000e-003	7.5850e-003
tblVehicleEF	UBUS	0.04	5.0590e-003
tblVehicleEF	UBUS	1.0860e-003	3.6000e-005
tblVehicleEF	UBUS	6.9610e-003	2.5390e-003
tblVehicleEF	UBUS	0.12	0.03
tblVehicleEF	UBUS	3.8300e-003	1.7550e-003
tblVehicleEF	UBUS	0.52	0.11

tblVehicleEF	UBUS	0.04	0.26
tblVehicleEF	UBUS	0.98	0.15
tblVehicleEF	UBUS	8.6430e-003	4.3420e-003
tblVehicleEF	UBUS	1.5750e-003	2.2600e-004
tblVehicleEF	UBUS	6.9610e-003	2.5390e-003
tblVehicleEF	UBUS	0.12	0.03
tblVehicleEF	UBUS	3.8300e-003	1.7550e-003
tblVehicleEF	UBUS	2.52	7.44
tblVehicleEF	UBUS	0.04	0.26
tblVehicleEF	UBUS	1.07	0.16
tblVehicleTrips	CNW_TTP	41.00	0.00
tblVehicleTrips	CW_TTP	59.00	100.00
tblVehicleTrips	DV_TP	5.00	0.00
tblVehicleTrips	PB_TP	3.00	0.00
tblVehicleTrips	PR_TP	92.00	100.00
tblVehicleTrips	ST_TR	1.68	16.77
tblVehicleTrips	SU_TR	1.68	16.77
tblVehicleTrips	WD_TR	1.68	16.77

2.0 Emissions Summary

2.1 Overall Construction (Maximum Daily Emission)

Unmitigated Construction

	ROG	NOx	CO	SO2	Fugitive PM10	Exhaust PM10	PM10 Total	Fugitive PM2.5	Exhaust PM2.5	PM2.5 Total	Bio- CO2	NBio- CO2	Total CO2	CH4	N2O	CO2e
Year	lb/day										lb/day					
2021	0.0000	0.0000	0.0000	0.0000	0.0000	0.0000	0.0000	0.0000	0.0000	0.0000	0.0000	0.0000	0.0000	0.0000	0.0000	0.0000
Maximum	**0.0000**	**0.0000**	**0.0000**	**0.0000**	**0.0000**	**0.0000**	**0.0000**	**0.0000**	**0.0000**	**0.0000**	**0.0000**	**0.0000**	**0.0000**	**0.0000**	**0.0000**	**0.0000**

Mitigated Construction

	ROG	NOx	CO	SO2	Fugitive PM10	Exhaust PM10	PM10 Total	Fugitive PM2.5	Exhaust PM2.5	PM2.5 Total	Bio- CO2	NBio- CO2	Total CO2	CH4	N2O	CO2e
Year	lb/day										lb/day					
2021	0.0000	0.0000	0.0000	0.0000	0.0000	0.0000	0.0000	0.0000	0.0000	0.0000	0.0000	0.0000	0.0000	0.0000	0.0000	0.0000
Maximum	**0.0000**	**0.0000**	**0.0000**	**0.0000**	**0.0000**	**0.0000**	**0.0000**	**0.0000**	**0.0000**	**0.0000**	**0.0000**	**0.0000**	**0.0000**	**0.0000**	**0.0000**	**0.0000**

	ROG	**NOx**	**CO**	**SO2**	**Fugitive PM10**	**Exhaust PM10**	**PM10 Total**	**Fugitive PM2.5**	**Exhaust PM2.5**	**PM2.5 Total**	**Bio- CO2**	**NBio-CO2**	**Total CO2**	**CH4**	**N20**	**CO2e**
Percent Reduction	**0.00**	**0.00**	**0.00**	**0.00**	**0.00**	**0.00**	**0.00**	**0.00**	**0.00**	**0.00**	**0.00**	**0.00**	**0.00**	**0.00**	**0.00**	**0.00**

2.2 Overall Operational

Unmitigated Operational

	ROG	NOx	CO	SO2	Fugitive PM10	Exhaust PM10	PM10 Total	Fugitive PM2.5	Exhaust PM2.5	PM2.5 Total	Bio- CO2	NBio- CO2	Total CO2	CH4	N2O	CO2e
Category	lb/day										lb/day					
Area	3.5297	1.1800e-003	0.1291	1.0000e-005		4.6000e-004	4.6000e-004		4.6000e-004	4.6000e-004		0.2755	0.2755	7.3000e-004		0.2938
Energy	0.0119	0.1079	0.0906	6.5000e-004		8.2000e-003	8.2000e-003		8.2000e-003	8.2000e-003		129.4637	129.4637	2.4800e-003	2.3700e-003	130.2330
Mobile	5.9025	5.5115	83.0405	0.2674	30.6706	0.1624	30.8330	8.1304	0.1496	8.2800		27,027.0557	27,027.0557	0.6355		27,042.9433
Offroad	0.1367	1.5461	0.7740	3.1700e-003		0.0522	0.0522		0.0480	0.0480		307.0801	307.0801	0.0993		309.5630
Total	**9.5808**	**7.1666**	**84.0341**	**0.2712**	**30.6706**	**0.2233**	**30.8939**	**8.1304**	**0.2062**	**8.3367**		**27,463.8751**	**27,463.8751**	**0.7380**	**2.3700e-003**	**27,483.0332**

2.2 Overall Operational

Mitigated Operational

	ROG	NOx	CO	SO2	Fugitive PM10	Exhaust PM10	PM10 Total	Fugitive PM2.5	Exhaust PM2.5	PM2.5 Total	Bio- CO2	NBio- CO2	Total CO2	CH4	N2O	CO2e
Category	lb/day										lb/day					
Area	3.5297	1.1800e-003	0.1291	1.0000e-005		4.6000e-004	4.6000e-004		4.6000e-004	4.6000e-004		0.2755	0.2755	7.3000e-004		0.2938
Energy	0.0119	0.1079	0.0906	6.5000e-004		8.2000e-003	8.2000e-003		8.2000e-003	8.2000e-003		129.4637	129.4637	2.4800e-003	2.3700e-003	130.2330
Mobile	5.9025	5.5115	83.0405	0.2674	30.6706	0.1624	30.8330	8.1304	0.1496	8.2800		27,027.0557	27,027.0557	0.6355		27,042.9433
Offroad	0.1367	1.5461	0.7740	3.1700e-003		0.0522	0.0522		0.0480	0.0480		307.0801	307.0801	0.0993		309.5630
Total	**9.5808**	**7.1666**	**84.0341**	**0.2712**	**30.6706**	**0.2233**	**30.8939**	**8.1304**	**0.2062**	**8.3367**		**27,463.8751**	**27,463.8751**	**0.7380**	**2.3700e-003**	**27,483.0332**

	ROG	NOx	CO	SO2	Fugitive PM10	Exhaust PM10	PM10 Total	Fugitive PM2.5	Exhaust PM2.5	PM2.5 Total	Bio- CO2	NBio-CO2	Total CO2	CH4	N20	CO2e
Percent Reduction	**0.00**	**0.00**	**0.00**	**0.00**	**0.00**	**0.00**	**0.00**	**0.00**	**0.00**	**0.00**	**0.00**	**0.00**	**0.00**	**0.00**	**0.00**	**0.00**

3.0 Construction Detail

Construction Phase

Phase Number	Phase Name	Phase Type	Start Date	End Date	Num Days Week	Num Days	Phase Description
1	Demolition	Demolition	1/4/2021	1/3/2021	5	0	

Acres of Grading (Site Preparation Phase): 0

Acres of Grading (Grading Phase): 0

Acres of Paving: 14.84

Residential Indoor: 0; Residential Outdoor: 0; Non-Residential Indoor: 0; Non-Residential Outdoor: 0; Striped Parking Area: 0 (Architectural Coating – sqft)

OffRoad Equipment

Phase Name	Offroad Equipment Type	Amount	Usage Hours	Horse Power	Load Factor
Demolition	Concrete/Industrial Saws	0	8.00	81	0.73
Demolition	Excavators	0	8.00	158	0.38
Demolition	Rubber Tired Dozers	0	8.00	247	0.40

Trips and VMT

Phase Name	Offroad Equipment Count	Worker Trip Number	Vendor Trip Number	Hauling Trip Number	Worker Trip Length	Vendor Trip Length	Hauling Trip Length	Worker Vehicle Class	Vendor Vehicle Class	Hauling Vehicle Class
Demolition	0	0.00	0.00	0.00	14.70	6.90	20.00	LD_Mix	HDT_Mix	HHDT

3.1 Mitigation Measures Construction

3.2 Demolition - 2021

Unmitigated Construction On-Site

	ROG	NOx	CO	SO2	Fugitive PM10	Exhaust PM10	PM10 Total	Fugitive PM2.5	Exhaust PM2.5	PM2.5 Total	Bio- CO2	NBio- CO2	Total CO2	CH4	N2O	CO2e
Category	lb/day										lb/day					
Off-Road	0.0000	0.0000	0.0000	0.0000	0.0000	0.0000	0.0000	0.0000	0.0000	0.0000	0.0000	0.0000	0.0000	0.0000	0.0000	0.0000
Total	**0.0000**	**0.0000**	**0.0000**	**0.0000**	**0.0000**	**0.0000**	**0.0000**	**0.0000**	**0.0000**	**0.0000**	**0.0000**	**0.0000**	**0.0000**	**0.0000**	**0.0000**	**0.0000**

Unmitigated Construction Off-Site

	ROG	NOx	CO	SO2	Fugitive PM10	Exhaust PM10	PM10 Total	Fugitive PM2.5	Exhaust PM2.5	PM2.5 Total	Bio- CO2	NBio- CO2	Total CO2	CH4	N2O	CO2e
Category	lb/day										lb/day					
Hauling	0.0000	0.0000	0.0000	0.0000	0.0000	0.0000	0.0000	0.0000	0.0000	0.0000	0.0000	0.0000	0.0000	0.0000	0.0000	0.0000
Vendor	0.0000	0.0000	0.0000	0.0000	0.0000	0.0000	0.0000	0.0000	0.0000	0.0000	0.0000	0.0000	0.0000	0.0000	0.0000	0.0000
Worker	0.0000	0.0000	0.0000	0.0000	0.0000	0.0000	0.0000	0.0000	0.0000	0.0000	0.0000	0.0000	0.0000	0.0000	0.0000	0.0000
Total	**0.0000**	**0.0000**	**0.0000**	**0.0000**	**0.0000**	**0.0000**	**0.0000**	**0.0000**	**0.0000**	**0.0000**	**0.0000**	**0.0000**	**0.0000**	**0.0000**	**0.0000**	**0.0000**

3.2 Demolition - 2021

Mitigated Construction On-Site

	ROG	NOx	CO	SO2	Fugitive PM10	Exhaust PM10	PM10 Total	Fugitive PM2.5	Exhaust PM2.5	PM2.5 Total	Bio- CO2	NBio- CO2	Total CO2	CH4	N2O	CO2e
Category	lb/day										lb/day					
Off-Road	0.0000	0.0000	0.0000	0.0000	0.0000	0.0000	0.0000	0.0000	0.0000	0.0000	0.0000	0.0000	0.0000	0.0000	0.0000	0.0000
Total	**0.0000**	**0.0000**	**0.0000**	**0.0000**	**0.0000**	**0.0000**	**0.0000**	**0.0000**	**0.0000**	**0.0000**	**0.0000**	**0.0000**	**0.0000**	**0.0000**	**0.0000**	**0.0000**

Mitigated Construction Off-Site

	ROG	NOx	CO	SO2	Fugitive PM10	Exhaust PM10	PM10 Total	Fugitive PM2.5	Exhaust PM2.5	PM2.5 Total	Bio- CO2	NBio- CO2	Total CO2	CH4	N2O	CO2e
Category	lb/day										lb/day					
Hauling	0.0000	0.0000	0.0000	0.0000	0.0000	0.0000	0.0000	0.0000	0.0000	0.0000	0.0000	0.0000	0.0000	0.0000	0.0000	0.0000
Vendor	0.0000	0.0000	0.0000	0.0000	0.0000	0.0000	0.0000	0.0000	0.0000	0.0000	0.0000	0.0000	0.0000	0.0000	0.0000	0.0000
Worker	0.0000	0.0000	0.0000	0.0000	0.0000	0.0000	0.0000	0.0000	0.0000	0.0000	0.0000	0.0000	0.0000	0.0000	0.0000	0.0000
Total	**0.0000**	**0.0000**	**0.0000**	**0.0000**	**0.0000**	**0.0000**	**0.0000**	**0.0000**	**0.0000**	**0.0000**	**0.0000**	**0.0000**	**0.0000**	**0.0000**	**0.0000**	**0.0000**

4.0 Operational Detail - Mobile

4.1 Mitigation Measures Mobile

	ROG	NOx	CO	SO2	Fugitive PM10	Exhaust PM10	PM10 Total	Fugitive PM2.5	Exhaust PM2.5	PM2.5 Total	Bio- CO2	NBio- CO2	Total CO2	CH4	N2O	CO2e
Category	lb/day										lb/day					
Mitigated	5.9025	5.5115	83.0405	0.2674	30.6706	0.1624	30.8330	8.1304	0.1496	8.2800		27,027.0557	27,027.0557	0.6355		27,042.9433
Unmitigated	5.9025	5.5115	83.0405	0.2674	30.6706	0.1624	30.8330	8.1304	0.1496	8.2800		27,027.0557	27,027.0557	0.6355		27,042.9433

4.2 Trip Summary Information

	Average Daily Trip Rate			Unmitigated	Mitigated
Land Use	Weekday	Saturday	Sunday	Annual VMT	Annual VMT
Other Asphalt Surfaces	0.00	0.00	0.00		
Parking Lot	0.00	0.00	0.00		
Unrefrigerated Warehouse-No Rail	2,432.01	2,432.01	2432.01	14,695,160	14,695,160
Total	2,432.01	2,432.01	2,432.01	14,695,160	14,695,160

4.3 Trip Type Information

	Miles			Trip %			Trip Purpose %		
Land Use	H-W or C-W	H-S or C-C	H-O or C-NW	H-W or C-W	H-S or C-C	H-O or C-NW	Primary	Diverted	Pass-by
Other Asphalt Surfaces	16.60	8.40	6.90	0.00	0.00	0.00	0	0	0
Parking Lot	16.60	8.40	6.90	0.00	0.00	0.00	0	0	0
Unrefrigerated Warehouse-No	16.60	8.40	6.90	100.00	0.00	0.00	100	0	0

4.4 Fleet Mix

Land Use	LDA	LDT1	LDT2	MDV	LHD1	LHD2	MHD	HHD	OBUS	UBUS	MCY	SBUS	MH
Other Asphalt Surfaces	0.558976	0.043534	0.209821	0.113949	0.016111	0.005791	0.025447	0.016654	0.001713	0.001553	0.004896	0.000590	0.000966
Parking Lot	0.558976	0.043534	0.209821	0.113949	0.016111	0.005791	0.025447	0.016654	0.001713	0.001553	0.004896	0.000590	0.000966
Unrefrigerated Warehouse-No Rail	0.603500	0.047000	0.226500	0.123000	0.000000	0.000000	0.000000	0.000000	0.000000	0.000000	0.000000	0.000000	0.000000

5.0 Energy Detail

Historical Energy Use: N

5.1 Mitigation Measures Energy

	ROG	NOx	CO	SO2	Fugitive PM10	Exhaust PM10	PM10 Total	Fugitive PM2.5	Exhaust PM2.5	PM2.5 Total	Bio- CO2	NBio- CO2	Total CO2	CH4	N2O	CO2e
Category	lb/day										lb/day					
NaturalGas Mitigated	0.0119	0.1079	0.0906	6.5000e-004		8.2000e-003	8.2000e-003		8.2000e-003	8.2000e-003		129.4637	129.4637	2.4800e-003	2.3700e-003	130.2330
NaturalGas Unmitigated	0.0119	0.1079	0.0906	6.5000e-004		8.2000e-003	8.2000e-003		8.2000e-003	8.2000e-003		129.4637	129.4637	2.4800e-003	2.3700e-003	130.2330

5.2 Energy by Land Use - NaturalGas

Unmitigated

	NaturalGas Use	ROG	NOx	CO	SO2	Fugitive PM10	Exhaust PM10	PM10 Total	Fugitive PM2.5	Exhaust PM2.5	PM2.5 Total	Bio- CO2	NBio- CO2	Total CO2	CH4	N2O	CO2e
Land Use	kBTU/yr	lb/day										lb/day					
Other Asphalt Surfaces	0	0.0000	0.0000	0.0000	0.0000		0.0000	0.0000		0.0000	0.0000		0.0000	0.0000	0.0000	0.0000	0.0000
Parking Lot	0	0.0000	0.0000	0.0000	0.0000		0.0000	0.0000		0.0000	0.0000		0.0000	0.0000	0.0000	0.0000	0.0000
Unrefrigerated Warehouse-No Rail	1100.44	0.0119	0.1079	0.0906	6.5000e-004		8.2000e-003	8.2000e-003		8.2000e-003	8.2000e-003		129.4637	129.4637	2.4800e-003	2.3700e-003	130.2330
Total		**0.0119**	**0.1079**	**0.0906**	**6.5000e-004**		**8.2000e-003**	**8.2000e-003**		**8.2000e-003**	**8.2000e-003**		**129.4637**	**129.4637**	**2.4800e-003**	**2.3700e-003**	**130.2330**

Mitigated

	NaturalGas Use	ROG	NOx	CO	SO2	Fugitive PM10	Exhaust PM10	PM10 Total	Fugitive PM2.5	Exhaust PM2.5	PM2.5 Total	Bio- CO2	NBio- CO2	Total CO2	CH4	N2O	CO2e
Land Use	kBTU/yr	lb/day										lb/day					
Other Asphalt Surfaces	0	0.0000	0.0000	0.0000	0.0000		0.0000	0.0000		0.0000	0.0000		0.0000	0.0000	0.0000	0.0000	0.0000
Parking Lot	0	0.0000	0.0000	0.0000	0.0000		0.0000	0.0000		0.0000	0.0000		0.0000	0.0000	0.0000	0.0000	0.0000
Unrefrigerated Warehouse-No Rail	1.10044	0.0119	0.1079	0.0906	6.5000e-004		8.2000e-003	8.2000e-003		8.2000e-003	8.2000e-003		129.4637	129.4637	2.4800e-003	2.3700e-003	130.2330
Total		**0.0119**	**0.1079**	**0.0906**	**6.5000e-004**		**8.2000e-003**	**8.2000e-003**		**8.2000e-003**	**8.2000e-003**		**129.4637**	**129.4637**	**2.4800e-003**	**2.3700e-003**	**130.2330**

6.0 Area Detail

6.1 Mitigation Measures Area

	ROG	NOx	CO	SO2	Fugitive PM10	Exhaust PM10	PM10 Total	Fugitive PM2.5	Exhaust PM2.5	PM2.5 Total	Bio- CO2	NBio- CO2	Total CO2	CH4	N2O	CO2e
Category	lb/day										lb/day					
Mitigated	3.5297	1.1800e-003	0.1291	1.0000e-005		4.6000e-004	4.6000e-004		4.6000e-004	4.6000e-004		0.2755	0.2755	7.3000e-004		0.2938
Unmitigated	3.5297	1.1800e-003	0.1291	1.0000e-005		4.6000e-004	4.6000e-004		4.6000e-004	4.6000e-004		0.2755	0.2755	7.3000e-004		0.2938

6.2 Area by SubCategory

Unmitigated

	ROG	NOx	CO	SO2	Fugitive PM10	Exhaust PM10	PM10 Total	Fugitive PM2.5	Exhaust PM2.5	PM2.5 Total	Bio- CO2	NBio- CO2	Total CO2	CH4	N2O	CO2e
SubCategory	lb/day										lb/day					
Architectural Coating	0.4175					0.0000	0.0000		0.0000	0.0000			0.0000			0.0000
Consumer Products	3.1001					0.0000	0.0000		0.0000	0.0000			0.0000			0.0000
Landscaping	0.0121	1.1800e-003	0.1291	1.0000e-005		4.6000e-004	4.6000e-004		4.6000e-004	4.6000e-004		0.2755	0.2755	7.3000e-004		0.2938
Total	**3.5297**	**1.1800e-003**	**0.1291**	**1.0000e-005**		**4.6000e-004**	**4.6000e-004**		**4.6000e-004**	**4.6000e-004**		**0.2755**	**0.2755**	**7.3000e-004**		**0.2938**

Mitigated

	ROG	NOx	CO	SO2	Fugitive PM10	Exhaust PM10	PM10 Total	Fugitive PM2.5	Exhaust PM2.5	PM2.5 Total	Bio- CO2	NBio- CO2	Total CO2	CH4	N2O	CO2e
SubCategory	lb/day										lb/day					
Architectural Coating	0.4175					0.0000	0.0000		0.0000	0.0000			0.0000			0.0000
Consumer Products	3.1001					0.0000	0.0000		0.0000	0.0000			0.0000			0.0000
Landscaping	0.0121	1.1800e-003	0.1291	1.0000e-005		4.6000e-004	4.6000e-004		4.6000e-004	4.6000e-004		0.2755	0.2755	7.3000e-004		0.2938
Total	**3.5297**	**1.1800e-003**	**0.1291**	**1.0000e-005**		**4.6000e-004**	**4.6000e-004**		**4.6000e-004**	**4.6000e-004**		**0.2755**	**0.2755**	**7.3000e-004**		**0.2938**

7.0 Water Detail

7.1 Mitigation Measures Water

8.0 Waste Detail

8.1 Mitigation Measures Waste

9.0 Operational Offroad

Equipment Type	Number	Hours/Day	Days/Year	Horse Power	Load Factor	Fuel Type
Tractors/Loaders/Backhoes	1	4.00	365	200	0.37	CNG

UnMitigated/Mitigated

	ROG	NOx	CO	SO2	Fugitive PM10	Exhaust PM10	PM10 Total	Fugitive PM2.5	Exhaust PM2.5	PM2.5 Total	Bio- CO2	NBio- CO2	Total CO2	CH4	N2O	CO2e
Equipment Type	lb/day										lb/day					
Tractors/Loaders/Backhoes	0.1367	1.5461	0.7740	3.1700e-003		0.0522	0.0522		0.0480	0.0480		307.0801	307.0801	0.0993		309.5630
Total	**0.1367**	**1.5461**	**0.7740**	**3.1700e-003**		**0.0522**	**0.0522**		**0.0480**	**0.0480**		**307.0801**	**307.0801**	**0.0993**		**309.5630**

10.0 Stationary Equipment

Fire Pumps and Emergency Generators

Equipment Type	Number	Hours/Day	Hours/Year	Horse Power	Load Factor	Fuel Type

Boilers

Equipment Type	Number	Heat Input/Day	Heat Input/Year	Boiler Rating	Fuel Type

User Defined Equipment

Equipment Type	Number

11.0 Vegetation

This page intentionally left blank

APPENDIX 3.3:

CALEEMOD PROJECT OPERATIONS (TRUCKS) EMISSIONS MODEL OUTPUTS

Katella Avenue - Amazon Option (Operations - Trucks)

Orange County, Summer

1.0 Project Characteristics

1.1 Land Usage

Land Uses	Size	Metric	Lot Acreage	Floor Surface Area	Population
Unrefrigerated Warehouse-No Rail	145.00	1000sqft	3.33	145,004.00	0
Other Asphalt Surfaces	335.03	1000sqft	7.69	335,028.00	0
Parking Lot	779.00	Space	7.15	311,600.00	0

1.2 Other Project Characteristics

Urbanization	Urban	**Wind Speed (m/s)**	2.2	**Precipitation Freq (Days)**	30
Climate Zone	8			**Operational Year**	2021
Utility Company	Southern California Edison				
CO2 Intensity (lb/MWhr)	702.44	**CH4 Intensity (lb/MWhr)**	0.029	**N2O Intensity (lb/MWhr)**	0.006

1.3 User Entered Comments & Non-Default Data

Katella Avenue - Amazon Option (Operations - Trucks) - Orange County, Summer

Project Characteristics -

Land Use - Total Project Area (minus 180,000 sf corporate headquarters) is approximately 18.17 acres.

Construction Phase - Operations Run Only.

Off-road Equipment - Operations Run Only.

Trips and VMT - Operations Run Only.

Vehicle Trips - Trip Characteristics based on information provided in the Katella Avenue Amazon Facility Traffic Impact Analysis by Urban Crossroads, Inc.

Energy Use - The project will design building shells and building components to meet 2019 Title 24 Standards which expects 30% less energy for nonresidential uses

Operational Off-Road Equipment - Based on SCAQMD High Cube Warehouse Truck Trip Study White Paper Summary of Busniess Survey Results (2014)

Fleet Mix - Truck Fleet Mix based on information provided in the TIA.

Vehicle Emission Factors - EMFAC2017

Vehicle Emission Factors - EMFAC2017

Vehicle Emission Factors - EMFAC2017

Table Name	Column Name	Default Value	New Value
tblConstructionPhase	NumDays	20.00	0.00
tblEnergyUse	LightingElect	1.96	1.37
tblEnergyUse	T24E	0.59	0.41
tblEnergyUse	T24NG	3.88	2.72
tblFleetMix	HHD	0.02	1.00
tblFleetMix	LDA	0.56	0.00
tblFleetMix	LDT1	0.04	0.00
tblFleetMix	LDT2	0.21	0.00
tblFleetMix	LHD1	0.02	0.00
tblFleetMix	LHD2	5.7910e-003	0.00
tblFleetMix	MCY	4.8960e-003	0.00
tblFleetMix	MDV	0.11	0.00
tblFleetMix	MH	9.6600e-004	0.00

tblFleetMix	MHD	0.03	0.00
tblFleetMix	OBUS	1.7130e-003	0.00
tblFleetMix	SBUS	5.9000e-004	0.00
tblFleetMix	UBUS	1.5530e-003	0.00
tblLandUse	LotAcreage	7.01	7.15
tblOffRoadEquipment	OffRoadEquipmentUnitAmount	1.00	0.00
tblOffRoadEquipment	OffRoadEquipmentUnitAmount	3.00	0.00
tblOffRoadEquipment	OffRoadEquipmentUnitAmount	2.00	0.00
tblOperationalOffRoadEquipment	OperDaysPerYear	260.00	365.00
tblOperationalOffRoadEquipment	OperFuelType	Diesel	CNG
tblOperationalOffRoadEquipment	OperHorsePower	97.00	200.00
tblOperationalOffRoadEquipment	OperHoursPerDay	8.00	4.00
tblOperationalOffRoadEquipment	OperOffRoadEquipmentNumber	0.00	1.00
tblVehicleEF	HHD	0.63	0.03
tblVehicleEF	HHD	0.16	0.14
tblVehicleEF	HHD	0.08	1.0000e-006
tblVehicleEF	HHD	2.36	5.39
tblVehicleEF	HHD	1.29	0.84
tblVehicleEF	HHD	3.99	0.01
tblVehicleEF	HHD	4,116.44	1,057.87
tblVehicleEF	HHD	1,683.99	1,517.44
tblVehicleEF	HHD	12.64	0.09
tblVehicleEF	HHD	20.04	5.92
tblVehicleEF	HHD	3.96	3.93
tblVehicleEF	HHD	0.02	8.4880e-003
tblVehicleEF	HHD	0.06	0.06
tblVehicleEF	HHD	0.03	0.04

tblVehicleEF	HHD	0.02	0.05
tblVehicleEF	HHD	1.1600e-004	1.0000e-006
tblVehicleEF	HHD	0.02	8.1210e-003
tblVehicleEF	HHD	0.03	0.03
tblVehicleEF	HHD	8.6750e-003	8.7680e-003
tblVehicleEF	HHD	0.02	0.05
tblVehicleEF	HHD	1.0700e-004	1.0000e-006
tblVehicleEF	HHD	1.1800e-004	6.0000e-006
tblVehicleEF	HHD	4.9160e-003	2.4300e-004
tblVehicleEF	HHD	0.57	0.41
tblVehicleEF	HHD	8.9000e-005	4.0000e-006
tblVehicleEF	HHD	0.13	0.12
tblVehicleEF	HHD	4.6300e-004	1.1210e-003
tblVehicleEF	HHD	0.10	4.0000e-006
tblVehicleEF	HHD	0.04	9.6940e-003
tblVehicleEF	HHD	0.02	0.01
tblVehicleEF	HHD	1.9200e-004	1.0000e-006
tblVehicleEF	HHD	1.1800e-004	6.0000e-006
tblVehicleEF	HHD	4.9160e-003	2.4300e-004
tblVehicleEF	HHD	0.68	0.48
tblVehicleEF	HHD	8.9000e-005	4.0000e-006
tblVehicleEF	HHD	0.31	0.27
tblVehicleEF	HHD	4.6300e-004	1.1210e-003
tblVehicleEF	HHD	0.11	5.0000e-006
tblVehicleEF	HHD	0.59	0.03
tblVehicleEF	HHD	0.16	0.14
tblVehicleEF	HHD	0.08	1.0000e-006

tblVehicleEF	HHD	1.72	5.25
tblVehicleEF	HHD	1.30	0.84
tblVehicleEF	HHD	3.80	0.01
tblVehicleEF	HHD	4,359.67	1,057.02
tblVehicleEF	HHD	1,683.99	1,517.44
tblVehicleEF	HHD	12.64	0.09
tblVehicleEF	HHD	20.68	5.78
tblVehicleEF	HHD	3.75	3.72
tblVehicleEF	HHD	0.02	7.8070e-003
tblVehicleEF	HHD	0.06	0.06
tblVehicleEF	HHD	0.03	0.04
tblVehicleEF	HHD	0.02	0.05
tblVehicleEF	HHD	1.1600e-004	1.0000e-006
tblVehicleEF	HHD	0.02	7.4700e-003
tblVehicleEF	HHD	0.03	0.03
tblVehicleEF	HHD	8.6750e-003	8.7680e-003
tblVehicleEF	HHD	0.02	0.05
tblVehicleEF	HHD	1.0700e-004	1.0000e-006
tblVehicleEF	HHD	1.6900e-004	9.0000e-006
tblVehicleEF	HHD	5.0090e-003	2.4600e-004
tblVehicleEF	HHD	0.54	0.43
tblVehicleEF	HHD	1.2500e-004	6.0000e-006
tblVehicleEF	HHD	0.13	0.12
tblVehicleEF	HHD	4.4900e-004	1.1010e-003
tblVehicleEF	HHD	0.09	4.0000e-006
tblVehicleEF	HHD	0.04	9.6850e-003
tblVehicleEF	HHD	0.02	0.01

tblVehicleEF	HHD	1.8900e-004	1.0000e-006
tblVehicleEF	HHD	1.6900e-004	9.0000e-006
tblVehicleEF	HHD	5.0090e-003	2.4600e-004
tblVehicleEF	HHD	0.64	0.50
tblVehicleEF	HHD	1.2500e-004	6.0000e-006
tblVehicleEF	HHD	0.31	0.27
tblVehicleEF	HHD	4.4900e-004	1.1010e-003
tblVehicleEF	HHD	0.10	4.0000e-006
tblVehicleEF	HHD	0.68	0.02
tblVehicleEF	HHD	0.16	5.0360e-003
tblVehicleEF	HHD	0.08	1.0000e-006
tblVehicleEF	HHD	3.25	5.42
tblVehicleEF	HHD	1.29	0.46
tblVehicleEF	HHD	4.03	0.01
tblVehicleEF	HHD	3,780.54	1,027.42
tblVehicleEF	HHD	1,683.99	1,421.63
tblVehicleEF	HHD	12.64	0.09
tblVehicleEF	HHD	19.16	5.92
tblVehicleEF	HHD	3.89	3.78
tblVehicleEF	HHD	0.02	8.9820e-003
tblVehicleEF	HHD	0.06	0.06
tblVehicleEF	HHD	0.03	0.03
tblVehicleEF	HHD	0.02	0.05
tblVehicleEF	HHD	1.1600e-004	1.0000e-006
tblVehicleEF	HHD	0.02	8.5930e-003
tblVehicleEF	HHD	0.03	0.03
tblVehicleEF	HHD	8.6750e-003	8.5160e-003

tblVehicleEF	HHD	0.02	0.05
tblVehicleEF	HHD	1.0700e-004	1.0000e-006
tblVehicleEF	HHD	1.1700e-004	6.0000e-006
tblVehicleEF	HHD	5.3110e-003	2.7000e-004
tblVehicleEF	HHD	0.61	0.39
tblVehicleEF	HHD	9.0000e-005	4.0000e-006
tblVehicleEF	HHD	0.13	0.11
tblVehicleEF	HHD	5.0200e-004	1.1940e-003
tblVehicleEF	HHD	0.10	4.0000e-006
tblVehicleEF	HHD	0.03	9.7070e-003
tblVehicleEF	HHD	0.02	0.01
tblVehicleEF	HHD	1.9300e-004	1.0000e-006
tblVehicleEF	HHD	1.1700e-004	6.0000e-006
tblVehicleEF	HHD	5.3110e-003	2.7000e-004
tblVehicleEF	HHD	0.73	0.44
tblVehicleEF	HHD	9.0000e-005	4.0000e-006
tblVehicleEF	HHD	0.31	0.12
tblVehicleEF	HHD	5.0200e-004	1.1940e-003
tblVehicleEF	HHD	0.11	5.0000e-006
tblVehicleEF	LDA	4.3340e-003	2.6620e-003
tblVehicleEF	LDA	5.1760e-003	0.05
tblVehicleEF	LDA	0.58	0.68
tblVehicleEF	LDA	1.10	2.11
tblVehicleEF	LDA	263.86	265.52
tblVehicleEF	LDA	58.33	54.23
tblVehicleEF	LDA	0.05	0.04
tblVehicleEF	LDA	1.9130e-003	1.6720e-003

tblVehicleEF	LDA	2.2790e-003	1.9250e-003
tblVehicleEF	LDA	1.7630e-003	1.5400e-003
tblVehicleEF	LDA	2.0960e-003	1.7700e-003
tblVehicleEF	LDA	0.04	0.05
tblVehicleEF	LDA	0.09	0.10
tblVehicleEF	LDA	0.03	0.05
tblVehicleEF	LDA	0.01	0.01
tblVehicleEF	LDA	0.04	0.21
tblVehicleEF	LDA	0.07	0.23
tblVehicleEF	LDA	2.6420e-003	2.6270e-003
tblVehicleEF	LDA	6.0200e-004	5.3700e-004
tblVehicleEF	LDA	0.04	0.05
tblVehicleEF	LDA	0.09	0.10
tblVehicleEF	LDA	0.03	0.05
tblVehicleEF	LDA	0.02	0.01
tblVehicleEF	LDA	0.04	0.21
tblVehicleEF	LDA	0.08	0.25
tblVehicleEF	LDA	4.5760e-003	2.8320e-003
tblVehicleEF	LDA	4.6500e-003	0.05
tblVehicleEF	LDA	0.63	0.74
tblVehicleEF	LDA	0.95	1.82
tblVehicleEF	LDA	274.96	276.40
tblVehicleEF	LDA	58.33	53.69
tblVehicleEF	LDA	0.04	0.03
tblVehicleEF	LDA	1.9130e-003	1.6720e-003
tblVehicleEF	LDA	2.2790e-003	1.9250e-003
tblVehicleEF	LDA	1.7630e-003	1.5400e-003

tblVehicleEF	LDA	2.0960e-003	1.7700e-003
tblVehicleEF	LDA	0.05	0.07
tblVehicleEF	LDA	0.09	0.10
tblVehicleEF	LDA	0.05	0.07
tblVehicleEF	LDA	0.01	0.01
tblVehicleEF	LDA	0.04	0.19
tblVehicleEF	LDA	0.06	0.21
tblVehicleEF	LDA	2.7540e-003	2.7340e-003
tblVehicleEF	LDA	5.9900e-004	5.3100e-004
tblVehicleEF	LDA	0.05	0.07
tblVehicleEF	LDA	0.09	0.10
tblVehicleEF	LDA	0.05	0.07
tblVehicleEF	LDA	0.02	0.02
tblVehicleEF	LDA	0.04	0.19
tblVehicleEF	LDA	0.07	0.23
tblVehicleEF	LDA	4.2520e-003	2.6080e-003
tblVehicleEF	LDA	5.2830e-003	0.05
tblVehicleEF	LDA	0.56	0.65
tblVehicleEF	LDA	1.13	2.18
tblVehicleEF	LDA	259.76	261.50
tblVehicleEF	LDA	58.33	54.34
tblVehicleEF	LDA	0.05	0.04
tblVehicleEF	LDA	1.9130e-003	1.6720e-003
tblVehicleEF	LDA	2.2790e-003	1.9250e-003
tblVehicleEF	LDA	1.7630e-003	1.5400e-003
tblVehicleEF	LDA	2.0960e-003	1.7700e-003
tblVehicleEF	LDA	0.04	0.05

tblVehicleEF	LDA	0.10	0.10
tblVehicleEF	LDA	0.03	0.05
tblVehicleEF	LDA	0.01	0.01
tblVehicleEF	LDA	0.04	0.23
tblVehicleEF	LDA	0.07	0.23
tblVehicleEF	LDA	2.6010e-003	2.5870e-003
tblVehicleEF	LDA	6.0200e-004	5.3800e-004
tblVehicleEF	LDA	0.04	0.05
tblVehicleEF	LDA	0.10	0.10
tblVehicleEF	LDA	0.03	0.05
tblVehicleEF	LDA	0.02	0.01
tblVehicleEF	LDA	0.04	0.23
tblVehicleEF	LDA	0.08	0.26
tblVehicleEF	LDT1	9.9920e-003	6.2080e-003
tblVehicleEF	LDT1	0.01	0.07
tblVehicleEF	LDT1	1.19	1.26
tblVehicleEF	LDT1	2.74	2.32
tblVehicleEF	LDT1	324.21	313.05
tblVehicleEF	LDT1	71.81	65.11
tblVehicleEF	LDT1	0.11	0.10
tblVehicleEF	LDT1	2.5570e-003	2.3060e-003
tblVehicleEF	LDT1	3.2780e-003	2.6450e-003
tblVehicleEF	LDT1	2.3530e-003	2.1220e-003
tblVehicleEF	LDT1	3.0150e-003	2.4330e-003
tblVehicleEF	LDT1	0.12	0.12
tblVehicleEF	LDT1	0.25	0.19
tblVehicleEF	LDT1	0.10	0.11

tblVehicleEF	LDT1	0.02	0.03
tblVehicleEF	LDT1	0.16	0.66
tblVehicleEF	LDT1	0.19	0.36
tblVehicleEF	LDT1	3.2560e-003	3.0980e-003
tblVehicleEF	LDT1	7.6600e-004	6.4400e-004
tblVehicleEF	LDT1	0.12	0.12
tblVehicleEF	LDT1	0.25	0.19
tblVehicleEF	LDT1	0.10	0.11
tblVehicleEF	LDT1	0.04	0.04
tblVehicleEF	LDT1	0.16	0.66
tblVehicleEF	LDT1	0.21	0.40
tblVehicleEF	LDT1	0.01	6.5570e-003
tblVehicleEF	LDT1	0.01	0.07
tblVehicleEF	LDT1	1.28	1.36
tblVehicleEF	LDT1	2.36	2.00
tblVehicleEF	LDT1	337.31	324.18
tblVehicleEF	LDT1	71.81	64.47
tblVehicleEF	LDT1	0.10	0.09
tblVehicleEF	LDT1	2.5570e-003	2.3060e-003
tblVehicleEF	LDT1	3.2780e-003	2.6450e-003
tblVehicleEF	LDT1	2.3530e-003	2.1220e-003
tblVehicleEF	LDT1	3.0150e-003	2.4330e-003
tblVehicleEF	LDT1	0.17	0.18
tblVehicleEF	LDT1	0.26	0.20
tblVehicleEF	LDT1	0.14	0.15
tblVehicleEF	LDT1	0.03	0.03
tblVehicleEF	LDT1	0.14	0.61

tblVehicleEF	LDT1	0.17	0.32
tblVehicleEF	LDT1	3.3880e-003	3.2080e-003
tblVehicleEF	LDT1	7.5900e-004	6.3800e-004
tblVehicleEF	LDT1	0.17	0.18
tblVehicleEF	LDT1	0.26	0.20
tblVehicleEF	LDT1	0.14	0.15
tblVehicleEF	LDT1	0.04	0.04
tblVehicleEF	LDT1	0.14	0.61
tblVehicleEF	LDT1	0.19	0.36
tblVehicleEF	LDT1	9.8200e-003	6.0950e-003
tblVehicleEF	LDT1	0.01	0.07
tblVehicleEF	LDT1	1.16	1.22
tblVehicleEF	LDT1	2.82	2.40
tblVehicleEF	LDT1	319.38	308.94
tblVehicleEF	LDT1	71.81	65.25
tblVehicleEF	LDT1	0.11	0.10
tblVehicleEF	LDT1	2.5570e-003	2.3060e-003
tblVehicleEF	LDT1	3.2780e-003	2.6450e-003
tblVehicleEF	LDT1	2.3530e-003	2.1220e-003
tblVehicleEF	LDT1	3.0150e-003	2.4330e-003
tblVehicleEF	LDT1	0.12	0.13
tblVehicleEF	LDT1	0.29	0.22
tblVehicleEF	LDT1	0.10	0.11
tblVehicleEF	LDT1	0.02	0.03
tblVehicleEF	LDT1	0.18	0.78
tblVehicleEF	LDT1	0.19	0.37
tblVehicleEF	LDT1	3.2070e-003	3.0570e-003

tblVehicleEF	LDT1	7.6700e-004	6.4600e-004
tblVehicleEF	LDT1	0.12	0.13
tblVehicleEF	LDT1	0.29	0.22
tblVehicleEF	LDT1	0.10	0.11
tblVehicleEF	LDT1	0.04	0.04
tblVehicleEF	LDT1	0.18	0.78
tblVehicleEF	LDT1	0.21	0.41
tblVehicleEF	LDT2	5.7840e-003	4.0560e-003
tblVehicleEF	LDT2	6.6620e-003	0.07
tblVehicleEF	LDT2	0.74	0.91
tblVehicleEF	LDT2	1.41	2.69
tblVehicleEF	LDT2	369.26	341.01
tblVehicleEF	LDT2	81.71	71.31
tblVehicleEF	LDT2	0.07	0.07
tblVehicleEF	LDT2	1.8090e-003	1.6370e-003
tblVehicleEF	LDT2	2.1990e-003	1.8210e-003
tblVehicleEF	LDT2	1.6640e-003	1.5060e-003
tblVehicleEF	LDT2	2.0220e-003	1.6740e-003
tblVehicleEF	LDT2	0.05	0.07
tblVehicleEF	LDT2	0.11	0.12
tblVehicleEF	LDT2	0.05	0.08
tblVehicleEF	LDT2	0.01	0.02
tblVehicleEF	LDT2	0.06	0.39
tblVehicleEF	LDT2	0.09	0.32
tblVehicleEF	LDT2	3.6980e-003	3.3740e-003
tblVehicleEF	LDT2	8.4100e-004	7.0600e-004
tblVehicleEF	LDT2	0.05	0.07

tblVehicleEF	LDT2	0.11	0.12
tblVehicleEF	LDT2	0.05	0.08
tblVehicleEF	LDT2	0.02	0.02
tblVehicleEF	LDT2	0.06	0.39
tblVehicleEF	LDT2	0.10	0.35
tblVehicleEF	LDT2	6.1050e-003	4.3050e-003
tblVehicleEF	LDT2	5.9960e-003	0.06
tblVehicleEF	LDT2	0.80	0.99
tblVehicleEF	LDT2	1.22	2.32
tblVehicleEF	LDT2	384.42	352.00
tblVehicleEF	LDT2	81.71	70.61
tblVehicleEF	LDT2	0.06	0.06
tblVehicleEF	LDT2	1.8090e-003	1.6370e-003
tblVehicleEF	LDT2	2.1990e-003	1.8210e-003
tblVehicleEF	LDT2	1.6640e-003	1.5060e-003
tblVehicleEF	LDT2	2.0220e-003	1.6740e-003
tblVehicleEF	LDT2	0.07	0.11
tblVehicleEF	LDT2	0.11	0.13
tblVehicleEF	LDT2	0.07	0.10
tblVehicleEF	LDT2	0.02	0.02
tblVehicleEF	LDT2	0.05	0.36
tblVehicleEF	LDT2	0.08	0.29
tblVehicleEF	LDT2	3.8500e-003	3.4820e-003
tblVehicleEF	LDT2	8.3800e-004	6.9900e-004
tblVehicleEF	LDT2	0.07	0.11
tblVehicleEF	LDT2	0.11	0.13
tblVehicleEF	LDT2	0.07	0.10

tblVehicleEF	LDT2	0.02	0.02
tblVehicleEF	LDT2	0.05	0.36
tblVehicleEF	LDT2	0.09	0.31
tblVehicleEF	LDT2	5.6750e-003	3.9780e-003
tblVehicleEF	LDT2	6.7990e-003	0.07
tblVehicleEF	LDT2	0.72	0.88
tblVehicleEF	LDT2	1.45	2.77
tblVehicleEF	LDT2	363.66	336.95
tblVehicleEF	LDT2	81.71	71.46
tblVehicleEF	LDT2	0.07	0.07
tblVehicleEF	LDT2	1.8090e-003	1.6370e-003
tblVehicleEF	LDT2	2.1990e-003	1.8210e-003
tblVehicleEF	LDT2	1.6640e-003	1.5060e-003
tblVehicleEF	LDT2	2.0220e-003	1.6740e-003
tblVehicleEF	LDT2	0.04	0.07
tblVehicleEF	LDT2	0.11	0.13
tblVehicleEF	LDT2	0.05	0.08
tblVehicleEF	LDT2	0.01	0.02
tblVehicleEF	LDT2	0.07	0.46
tblVehicleEF	LDT2	0.09	0.33
tblVehicleEF	LDT2	3.6420e-003	3.3340e-003
tblVehicleEF	LDT2	8.4100e-004	7.0700e-004
tblVehicleEF	LDT2	0.04	0.07
tblVehicleEF	LDT2	0.11	0.13
tblVehicleEF	LDT2	0.05	0.08
tblVehicleEF	LDT2	0.02	0.02
tblVehicleEF	LDT2	0.07	0.46

tblVehicleEF	LDT2	0.10	0.36
tblVehicleEF	LHD1	5.7990e-003	5.8180e-003
tblVehicleEF	LHD1	0.01	5.0100e-003
tblVehicleEF	LHD1	0.02	0.02
tblVehicleEF	LHD1	0.15	0.19
tblVehicleEF	LHD1	0.78	0.57
tblVehicleEF	LHD1	2.55	1.09
tblVehicleEF	LHD1	9.03	9.05
tblVehicleEF	LHD1	603.73	667.72
tblVehicleEF	LHD1	33.13	12.41
tblVehicleEF	LHD1	0.08	0.06
tblVehicleEF	LHD1	1.27	0.81
tblVehicleEF	LHD1	8.6000e-004	7.5600e-004
tblVehicleEF	LHD1	0.01	9.6460e-003
tblVehicleEF	LHD1	0.01	7.2150e-003
tblVehicleEF	LHD1	9.1700e-004	2.5500e-004
tblVehicleEF	LHD1	8.2300e-004	7.2300e-004
tblVehicleEF	LHD1	2.5110e-003	2.4120e-003
tblVehicleEF	LHD1	9.9290e-003	6.8770e-003
tblVehicleEF	LHD1	8.4300e-004	2.3500e-004
tblVehicleEF	LHD1	2.8210e-003	2.2570e-003
tblVehicleEF	LHD1	0.10	0.07
tblVehicleEF	LHD1	0.02	0.02
tblVehicleEF	LHD1	1.7870e-003	1.4220e-003
tblVehicleEF	LHD1	0.06	0.05
tblVehicleEF	LHD1	0.28	0.47
tblVehicleEF	LHD1	0.27	0.08

tblVehicleEF	LHD1	9.1000e-005	8.8000e-005
tblVehicleEF	LHD1	5.9280e-003	6.5210e-003
tblVehicleEF	LHD1	3.7900e-004	1.2300e-004
tblVehicleEF	LHD1	2.8210e-003	2.2570e-003
tblVehicleEF	LHD1	0.10	0.07
tblVehicleEF	LHD1	0.02	0.03
tblVehicleEF	LHD1	1.7870e-003	1.4220e-003
tblVehicleEF	LHD1	0.08	0.06
tblVehicleEF	LHD1	0.28	0.47
tblVehicleEF	LHD1	0.29	0.09
tblVehicleEF	LHD1	5.7990e-003	5.8300e-003
tblVehicleEF	LHD1	0.01	5.0980e-003
tblVehicleEF	LHD1	0.02	0.02
tblVehicleEF	LHD1	0.15	0.19
tblVehicleEF	LHD1	0.79	0.58
tblVehicleEF	LHD1	2.44	1.04
tblVehicleEF	LHD1	9.03	9.05
tblVehicleEF	LHD1	603.73	667.74
tblVehicleEF	LHD1	33.13	12.33
tblVehicleEF	LHD1	0.08	0.06
tblVehicleEF	LHD1	1.19	0.76
tblVehicleEF	LHD1	8.6000e-004	7.5600e-004
tblVehicleEF	LHD1	0.01	9.6460e-003
tblVehicleEF	LHD1	0.01	7.2150e-003
tblVehicleEF	LHD1	9.1700e-004	2.5500e-004
tblVehicleEF	LHD1	8.2300e-004	7.2300e-004
tblVehicleEF	LHD1	2.5110e-003	2.4120e-003

tblVehicleEF	LHD1	9.9290e-003	6.8770e-003
tblVehicleEF	LHD1	8.4300e-004	2.3500e-004
tblVehicleEF	LHD1	3.9390e-003	3.1600e-003
tblVehicleEF	LHD1	0.10	0.07
tblVehicleEF	LHD1	0.02	0.02
tblVehicleEF	LHD1	2.4300e-003	1.9450e-003
tblVehicleEF	LHD1	0.06	0.05
tblVehicleEF	LHD1	0.27	0.45
tblVehicleEF	LHD1	0.26	0.08
tblVehicleEF	LHD1	9.1000e-005	8.8000e-005
tblVehicleEF	LHD1	5.9280e-003	6.5210e-003
tblVehicleEF	LHD1	3.7700e-004	1.2200e-004
tblVehicleEF	LHD1	3.9390e-003	3.1600e-003
tblVehicleEF	LHD1	0.10	0.07
tblVehicleEF	LHD1	0.02	0.03
tblVehicleEF	LHD1	2.4300e-003	1.9450e-003
tblVehicleEF	LHD1	0.08	0.06
tblVehicleEF	LHD1	0.27	0.45
tblVehicleEF	LHD1	0.28	0.08
tblVehicleEF	LHD1	5.7990e-003	5.8160e-003
tblVehicleEF	LHD1	0.01	4.9860e-003
tblVehicleEF	LHD1	0.02	0.02
tblVehicleEF	LHD1	0.15	0.19
tblVehicleEF	LHD1	0.77	0.57
tblVehicleEF	LHD1	2.56	1.09
tblVehicleEF	LHD1	9.03	9.05
tblVehicleEF	LHD1	603.73	667.72

tblVehicleEF	LHD1	33.13	12.42
tblVehicleEF	LHD1	0.08	0.06
tblVehicleEF	LHD1	1.24	0.80
tblVehicleEF	LHD1	8.6000e-004	7.5600e-004
tblVehicleEF	LHD1	0.01	9.6460e-003
tblVehicleEF	LHD1	0.01	7.2150e-003
tblVehicleEF	LHD1	9.1700e-004	2.5500e-004
tblVehicleEF	LHD1	8.2300e-004	7.2300e-004
tblVehicleEF	LHD1	2.5110e-003	2.4120e-003
tblVehicleEF	LHD1	9.9290e-003	6.8770e-003
tblVehicleEF	LHD1	8.4300e-004	2.3500e-004
tblVehicleEF	LHD1	2.9400e-003	2.3610e-003
tblVehicleEF	LHD1	0.11	0.08
tblVehicleEF	LHD1	0.02	0.02
tblVehicleEF	LHD1	1.8110e-003	1.4460e-003
tblVehicleEF	LHD1	0.06	0.05
tblVehicleEF	LHD1	0.30	0.50
tblVehicleEF	LHD1	0.27	0.08
tblVehicleEF	LHD1	9.1000e-005	8.8000e-005
tblVehicleEF	LHD1	5.9280e-003	6.5210e-003
tblVehicleEF	LHD1	3.8000e-004	1.2300e-004
tblVehicleEF	LHD1	2.9400e-003	2.3610e-003
tblVehicleEF	LHD1	0.11	0.08
tblVehicleEF	LHD1	0.02	0.03
tblVehicleEF	LHD1	1.8110e-003	1.4460e-003
tblVehicleEF	LHD1	0.08	0.06
tblVehicleEF	LHD1	0.30	0.50

tblVehicleEF	LHD1	0.29	0.09
tblVehicleEF	LHD2	4.2890e-003	4.2530e-003
tblVehicleEF	LHD2	4.2710e-003	3.6630e-003
tblVehicleEF	LHD2	9.4470e-003	0.01
tblVehicleEF	LHD2	0.13	0.16
tblVehicleEF	LHD2	0.36	0.41
tblVehicleEF	LHD2	1.38	0.76
tblVehicleEF	LHD2	13.67	13.61
tblVehicleEF	LHD2	619.08	679.10
tblVehicleEF	LHD2	28.46	10.01
tblVehicleEF	LHD2	0.10	0.09
tblVehicleEF	LHD2	0.87	0.94
tblVehicleEF	LHD2	1.1890e-003	1.1970e-003
tblVehicleEF	LHD2	0.01	0.01
tblVehicleEF	LHD2	9.7400e-003	0.01
tblVehicleEF	LHD2	4.6100e-004	1.4900e-004
tblVehicleEF	LHD2	1.1370e-003	1.1460e-003
tblVehicleEF	LHD2	2.6460e-003	2.6120e-003
tblVehicleEF	LHD2	9.3060e-003	9.6640e-003
tblVehicleEF	LHD2	4.2300e-004	1.3700e-004
tblVehicleEF	LHD2	1.1610e-003	1.4570e-003
tblVehicleEF	LHD2	0.04	0.05
tblVehicleEF	LHD2	0.02	0.02
tblVehicleEF	LHD2	7.7900e-004	9.3400e-004
tblVehicleEF	LHD2	0.05	0.05
tblVehicleEF	LHD2	0.09	0.30
tblVehicleEF	LHD2	0.13	0.06

tblVehicleEF	LHD2	1.3400e-004	1.3100e-004
tblVehicleEF	LHD2	6.0340e-003	6.5780e-003
tblVehicleEF	LHD2	3.1000e-004	9.9000e-005
tblVehicleEF	LHD2	1.1610e-003	1.4570e-003
tblVehicleEF	LHD2	0.04	0.05
tblVehicleEF	LHD2	0.02	0.03
tblVehicleEF	LHD2	7.7900e-004	9.3400e-004
tblVehicleEF	LHD2	0.05	0.06
tblVehicleEF	LHD2	0.09	0.30
tblVehicleEF	LHD2	0.14	0.06
tblVehicleEF	LHD2	4.2890e-003	4.2620e-003
tblVehicleEF	LHD2	4.3220e-003	3.7010e-003
tblVehicleEF	LHD2	9.1410e-003	0.01
tblVehicleEF	LHD2	0.13	0.16
tblVehicleEF	LHD2	0.37	0.41
tblVehicleEF	LHD2	1.32	0.73
tblVehicleEF	LHD2	13.67	13.61
tblVehicleEF	LHD2	619.08	679.11
tblVehicleEF	LHD2	28.46	9.96
tblVehicleEF	LHD2	0.10	0.09
tblVehicleEF	LHD2	0.82	0.88
tblVehicleEF	LHD2	1.1890e-003	1.1970e-003
tblVehicleEF	LHD2	0.01	0.01
tblVehicleEF	LHD2	9.7400e-003	0.01
tblVehicleEF	LHD2	4.6100e-004	1.4900e-004
tblVehicleEF	LHD2	1.1370e-003	1.1460e-003
tblVehicleEF	LHD2	2.6460e-003	2.6120e-003

tblVehicleEF	LHD2	9.3060e-003	9.6640e-003
tblVehicleEF	LHD2	4.2300e-004	1.3700e-004
tblVehicleEF	LHD2	1.6270e-003	2.0410e-003
tblVehicleEF	LHD2	0.04	0.05
tblVehicleEF	LHD2	0.02	0.02
tblVehicleEF	LHD2	1.0610e-003	1.2770e-003
tblVehicleEF	LHD2	0.05	0.05
tblVehicleEF	LHD2	0.08	0.29
tblVehicleEF	LHD2	0.12	0.05
tblVehicleEF	LHD2	1.3400e-004	1.3100e-004
tblVehicleEF	LHD2	6.0340e-003	6.5780e-003
tblVehicleEF	LHD2	3.0900e-004	9.9000e-005
tblVehicleEF	LHD2	1.6270e-003	2.0410e-003
tblVehicleEF	LHD2	0.04	0.05
tblVehicleEF	LHD2	0.02	0.03
tblVehicleEF	LHD2	1.0610e-003	1.2770e-003
tblVehicleEF	LHD2	0.05	0.06
tblVehicleEF	LHD2	0.08	0.29
tblVehicleEF	LHD2	0.13	0.06
tblVehicleEF	LHD2	4.2890e-003	4.2510e-003
tblVehicleEF	LHD2	4.2570e-003	3.6530e-003
tblVehicleEF	LHD2	9.5090e-003	0.01
tblVehicleEF	LHD2	0.13	0.16
tblVehicleEF	LHD2	0.36	0.41
tblVehicleEF	LHD2	1.38	0.76
tblVehicleEF	LHD2	13.67	13.61
tblVehicleEF	LHD2	619.08	679.10

tblVehicleEF	LHD2	28.46	10.02
tblVehicleEF	LHD2	0.10	0.09
tblVehicleEF	LHD2	0.85	0.92
tblVehicleEF	LHD2	1.1890e-003	1.1970e-003
tblVehicleEF	LHD2	0.01	0.01
tblVehicleEF	LHD2	9.7400e-003	0.01
tblVehicleEF	LHD2	4.6100e-004	1.4900e-004
tblVehicleEF	LHD2	1.1370e-003	1.1460e-003
tblVehicleEF	LHD2	2.6460e-003	2.6120e-003
tblVehicleEF	LHD2	9.3060e-003	9.6640e-003
tblVehicleEF	LHD2	4.2300e-004	1.3700e-004
tblVehicleEF	LHD2	1.1810e-003	1.5020e-003
tblVehicleEF	LHD2	0.04	0.06
tblVehicleEF	LHD2	0.02	0.02
tblVehicleEF	LHD2	7.7800e-004	9.3300e-004
tblVehicleEF	LHD2	0.05	0.05
tblVehicleEF	LHD2	0.10	0.33
tblVehicleEF	LHD2	0.13	0.06
tblVehicleEF	LHD2	1.3400e-004	1.3100e-004
tblVehicleEF	LHD2	6.0340e-003	6.5780e-003
tblVehicleEF	LHD2	3.1000e-004	9.9000e-005
tblVehicleEF	LHD2	1.1810e-003	1.5020e-003
tblVehicleEF	LHD2	0.04	0.06
tblVehicleEF	LHD2	0.02	0.03
tblVehicleEF	LHD2	7.7800e-004	9.3300e-004
tblVehicleEF	LHD2	0.05	0.06
tblVehicleEF	LHD2	0.10	0.33

tblVehicleEF	LHD2	0.14	0.06
tblVehicleEF	MCY	0.48	0.35
tblVehicleEF	MCY	0.15	0.24
tblVehicleEF	MCY	18.61	18.90
tblVehicleEF	MCY	9.56	8.43
tblVehicleEF	MCY	177.57	214.49
tblVehicleEF	MCY	45.30	60.11
tblVehicleEF	MCY	1.12	1.12
tblVehicleEF	MCY	2.1370e-003	2.1160e-003
tblVehicleEF	MCY	3.9240e-003	3.2680e-003
tblVehicleEF	MCY	1.9990e-003	1.9800e-003
tblVehicleEF	MCY	3.7000e-003	3.0810e-003
tblVehicleEF	MCY	1.13	1.16
tblVehicleEF	MCY	0.69	0.72
tblVehicleEF	MCY	0.71	0.72
tblVehicleEF	MCY	2.38	2.40
tblVehicleEF	MCY	0.65	2.07
tblVehicleEF	MCY	2.05	1.82
tblVehicleEF	MCY	2.1510e-003	2.1230e-003
tblVehicleEF	MCY	6.7000e-004	5.9500e-004
tblVehicleEF	MCY	1.13	1.16
tblVehicleEF	MCY	0.69	0.72
tblVehicleEF	MCY	0.71	0.72
tblVehicleEF	MCY	2.95	2.97
tblVehicleEF	MCY	0.65	2.07
tblVehicleEF	MCY	2.24	1.98
tblVehicleEF	MCY	0.47	0.35

tblVehicleEF	MCY	0.14	0.21
tblVehicleEF	MCY	17.91	18.17
tblVehicleEF	MCY	8.81	7.74
tblVehicleEF	MCY	177.57	213.12
tblVehicleEF	MCY	45.30	58.36
tblVehicleEF	MCY	0.98	0.98
tblVehicleEF	MCY	2.1370e-003	2.1160e-003
tblVehicleEF	MCY	3.9240e-003	3.2680e-003
tblVehicleEF	MCY	1.9990e-003	1.9800e-003
tblVehicleEF	MCY	3.7000e-003	3.0810e-003
tblVehicleEF	MCY	1.71	1.74
tblVehicleEF	MCY	0.73	0.76
tblVehicleEF	MCY	1.12	1.14
tblVehicleEF	MCY	2.33	2.34
tblVehicleEF	MCY	0.61	1.94
tblVehicleEF	MCY	1.85	1.62
tblVehicleEF	MCY	2.1380e-003	2.1090e-003
tblVehicleEF	MCY	6.5100e-004	5.7700e-004
tblVehicleEF	MCY	1.71	1.74
tblVehicleEF	MCY	0.73	0.76
tblVehicleEF	MCY	1.12	1.14
tblVehicleEF	MCY	2.89	2.90
tblVehicleEF	MCY	0.61	1.94
tblVehicleEF	MCY	2.01	1.77
tblVehicleEF	MCY	0.48	0.35
tblVehicleEF	MCY	0.15	0.24
tblVehicleEF	MCY	18.72	19.01

tblVehicleEF	MCY	9.67	8.55
tblVehicleEF	MCY	177.57	214.70
tblVehicleEF	MCY	45.30	60.42
tblVehicleEF	MCY	1.09	1.09
tblVehicleEF	MCY	2.1370e-003	2.1160e-003
tblVehicleEF	MCY	3.9240e-003	3.2680e-003
tblVehicleEF	MCY	1.9990e-003	1.9800e-003
tblVehicleEF	MCY	3.7000e-003	3.0810e-003
tblVehicleEF	MCY	1.26	1.28
tblVehicleEF	MCY	0.89	0.92
tblVehicleEF	MCY	0.75	0.76
tblVehicleEF	MCY	2.39	2.41
tblVehicleEF	MCY	0.75	2.38
tblVehicleEF	MCY	2.09	1.86
tblVehicleEF	MCY	2.1530e-003	2.1250e-003
tblVehicleEF	MCY	6.7300e-004	5.9800e-004
tblVehicleEF	MCY	1.26	1.28
tblVehicleEF	MCY	0.89	0.92
tblVehicleEF	MCY	0.75	0.76
tblVehicleEF	MCY	2.97	2.98
tblVehicleEF	MCY	0.75	2.38
tblVehicleEF	MCY	2.28	2.02
tblVehicleEF	MDV	0.01	5.6010e-003
tblVehicleEF	MDV	0.01	0.08
tblVehicleEF	MDV	1.26	1.12
tblVehicleEF	MDV	2.62	3.12
tblVehicleEF	MDV	500.02	420.73

tblVehicleEF	MDV	108.15	86.72
tblVehicleEF	MDV	0.14	0.10
tblVehicleEF	MDV	1.9190e-003	1.7850e-003
tblVehicleEF	MDV	2.3090e-003	1.9840e-003
tblVehicleEF	MDV	1.7700e-003	1.6470e-003
tblVehicleEF	MDV	2.1250e-003	1.8250e-003
tblVehicleEF	MDV	0.07	0.08
tblVehicleEF	MDV	0.16	0.14
tblVehicleEF	MDV	0.07	0.09
tblVehicleEF	MDV	0.03	0.02
tblVehicleEF	MDV	0.10	0.42
tblVehicleEF	MDV	0.20	0.41
tblVehicleEF	MDV	5.0080e-003	4.1600e-003
tblVehicleEF	MDV	1.1270e-003	8.5800e-004
tblVehicleEF	MDV	0.07	0.08
tblVehicleEF	MDV	0.16	0.14
tblVehicleEF	MDV	0.07	0.09
tblVehicleEF	MDV	0.04	0.03
tblVehicleEF	MDV	0.10	0.42
tblVehicleEF	MDV	0.22	0.45
tblVehicleEF	MDV	0.01	5.9080e-003
tblVehicleEF	MDV	0.01	0.08
tblVehicleEF	MDV	1.36	1.20
tblVehicleEF	MDV	2.27	2.69
tblVehicleEF	MDV	519.96	432.28
tblVehicleEF	MDV	108.15	85.89
tblVehicleEF	MDV	0.12	0.09

tblVehicleEF	MDV	1.9190e-003	1.7850e-003
tblVehicleEF	MDV	2.3090e-003	1.9840e-003
tblVehicleEF	MDV	1.7700e-003	1.6470e-003
tblVehicleEF	MDV	2.1250e-003	1.8250e-003
tblVehicleEF	MDV	0.10	0.12
tblVehicleEF	MDV	0.16	0.14
tblVehicleEF	MDV	0.10	0.12
tblVehicleEF	MDV	0.03	0.03
tblVehicleEF	MDV	0.09	0.39
tblVehicleEF	MDV	0.18	0.37
tblVehicleEF	MDV	5.2090e-003	4.2740e-003
tblVehicleEF	MDV	1.1210e-003	8.5000e-004
tblVehicleEF	MDV	0.10	0.12
tblVehicleEF	MDV	0.16	0.14
tblVehicleEF	MDV	0.10	0.12
tblVehicleEF	MDV	0.05	0.04
tblVehicleEF	MDV	0.09	0.39
tblVehicleEF	MDV	0.20	0.40
tblVehicleEF	MDV	0.01	5.5000e-003
tblVehicleEF	MDV	0.02	0.09
tblVehicleEF	MDV	1.23	1.08
tblVehicleEF	MDV	2.69	3.21
tblVehicleEF	MDV	492.66	416.47
tblVehicleEF	MDV	108.15	86.90
tblVehicleEF	MDV	0.13	0.10
tblVehicleEF	MDV	1.9190e-003	1.7850e-003
tblVehicleEF	MDV	2.3090e-003	1.9840e-003

tblVehicleEF	MDV	1.7700e-003	1.6470e-003
tblVehicleEF	MDV	2.1250e-003	1.8250e-003
tblVehicleEF	MDV	0.06	0.08
tblVehicleEF	MDV	0.17	0.15
tblVehicleEF	MDV	0.07	0.09
tblVehicleEF	MDV	0.03	0.02
tblVehicleEF	MDV	0.11	0.49
tblVehicleEF	MDV	0.20	0.42
tblVehicleEF	MDV	4.9340e-003	4.1170e-003
tblVehicleEF	MDV	1.1290e-003	8.6000e-004
tblVehicleEF	MDV	0.06	0.08
tblVehicleEF	MDV	0.17	0.15
tblVehicleEF	MDV	0.07	0.09
tblVehicleEF	MDV	0.04	0.03
tblVehicleEF	MDV	0.11	0.49
tblVehicleEF	MDV	0.22	0.46
tblVehicleEF	MH	0.03	3.3600e-003
tblVehicleEF	MH	0.02	0.00
tblVehicleEF	MH	2.15	0.31
tblVehicleEF	MH	5.50	0.00
tblVehicleEF	MH	1,108.90	981.53
tblVehicleEF	MH	57.43	0.00
tblVehicleEF	MH	1.43	3.91
tblVehicleEF	MH	0.01	0.02
tblVehicleEF	MH	0.03	0.10
tblVehicleEF	MH	1.0490e-003	0.00
tblVehicleEF	MH	3.2420e-003	4.0000e-003

tblVehicleEF	MH	0.03	0.09
tblVehicleEF	MH	9.6500e-004	0.00
tblVehicleEF	MH	0.95	0.00
tblVehicleEF	MH	0.07	0.00
tblVehicleEF	MH	0.41	0.00
tblVehicleEF	MH	0.09	0.07
tblVehicleEF	MH	0.02	0.00
tblVehicleEF	MH	0.32	0.00
tblVehicleEF	MH	0.01	9.2790e-003
tblVehicleEF	MH	6.7000e-004	0.00
tblVehicleEF	MH	0.95	0.00
tblVehicleEF	MH	0.07	0.00
tblVehicleEF	MH	0.41	0.00
tblVehicleEF	MH	0.12	0.08
tblVehicleEF	MH	0.02	0.00
tblVehicleEF	MH	0.35	0.00
tblVehicleEF	MH	0.03	3.3600e-003
tblVehicleEF	MH	0.02	0.00
tblVehicleEF	MH	2.21	0.31
tblVehicleEF	MH	5.21	0.00
tblVehicleEF	MH	1,108.90	981.53
tblVehicleEF	MH	57.43	0.00
tblVehicleEF	MH	1.33	3.70
tblVehicleEF	MH	0.01	0.02
tblVehicleEF	MH	0.03	0.10
tblVehicleEF	MH	1.0490e-003	0.00
tblVehicleEF	MH	3.2420e-003	4.0000e-003

tblVehicleEF	MH	0.03	0.09
tblVehicleEF	MH	9.6500e-004	0.00
tblVehicleEF	MH	1.28	0.00
tblVehicleEF	MH	0.07	0.00
tblVehicleEF	MH	0.56	0.00
tblVehicleEF	MH	0.09	0.07
tblVehicleEF	MH	0.02	0.00
tblVehicleEF	MH	0.31	0.00
tblVehicleEF	MH	0.01	9.2790e-003
tblVehicleEF	MH	6.6500e-004	0.00
tblVehicleEF	MH	1.28	0.00
tblVehicleEF	MH	0.07	0.00
tblVehicleEF	MH	0.56	0.00
tblVehicleEF	MH	0.12	0.08
tblVehicleEF	MH	0.02	0.00
tblVehicleEF	MH	0.34	0.00
tblVehicleEF	MH	0.03	3.3600e-003
tblVehicleEF	MH	0.02	0.00
tblVehicleEF	MH	2.13	0.31
tblVehicleEF	MH	5.54	0.00
tblVehicleEF	MH	1,108.90	981.53
tblVehicleEF	MH	57.43	0.00
tblVehicleEF	MH	1.40	3.84
tblVehicleEF	MH	0.01	0.02
tblVehicleEF	MH	0.03	0.10
tblVehicleEF	MH	1.0490e-003	0.00
tblVehicleEF	MH	3.2420e-003	4.0000e-003

tblVehicleEF	MH	0.03	0.09
tblVehicleEF	MH	9.6500e-004	0.00
tblVehicleEF	MH	1.05	0.00
tblVehicleEF	MH	0.08	0.00
tblVehicleEF	MH	0.43	0.00
tblVehicleEF	MH	0.09	0.07
tblVehicleEF	MH	0.02	0.00
tblVehicleEF	MH	0.32	0.00
tblVehicleEF	MH	0.01	9.2790e-003
tblVehicleEF	MH	6.7100e-004	0.00
tblVehicleEF	MH	1.05	0.00
tblVehicleEF	MH	0.08	0.00
tblVehicleEF	MH	0.43	0.00
tblVehicleEF	MH	0.12	0.08
tblVehicleEF	MH	0.02	0.00
tblVehicleEF	MH	0.35	0.00
tblVehicleEF	MHD	0.02	4.9130e-003
tblVehicleEF	MHD	4.2090e-003	5.6110e-003
tblVehicleEF	MHD	0.05	0.01
tblVehicleEF	MHD	0.36	0.39
tblVehicleEF	MHD	0.33	0.51
tblVehicleEF	MHD	6.12	1.31
tblVehicleEF	MHD	141.40	56.75
tblVehicleEF	MHD	1,144.82	1,086.34
tblVehicleEF	MHD	60.68	12.86
tblVehicleEF	MHD	0.54	0.43
tblVehicleEF	MHD	1.18	1.96

tblVehicleEF	MHD	2.3000e-004	1.4510e-003
tblVehicleEF	MHD	5.5730e-003	0.05
tblVehicleEF	MHD	7.9300e-004	1.1900e-004
tblVehicleEF	MHD	2.2000e-004	1.3880e-003
tblVehicleEF	MHD	5.3290e-003	0.05
tblVehicleEF	MHD	7.2900e-004	1.0900e-004
tblVehicleEF	MHD	1.1360e-003	4.8700e-004
tblVehicleEF	MHD	0.04	0.02
tblVehicleEF	MHD	0.03	0.02
tblVehicleEF	MHD	7.3800e-004	3.2900e-004
tblVehicleEF	MHD	0.04	0.09
tblVehicleEF	MHD	0.02	0.10
tblVehicleEF	MHD	0.38	0.06
tblVehicleEF	MHD	1.3610e-003	5.4000e-004
tblVehicleEF	MHD	0.01	0.01
tblVehicleEF	MHD	7.1400e-004	1.2700e-004
tblVehicleEF	MHD	1.1360e-003	4.8700e-004
tblVehicleEF	MHD	0.04	0.02
tblVehicleEF	MHD	0.04	0.03
tblVehicleEF	MHD	7.3800e-004	3.2900e-004
tblVehicleEF	MHD	0.05	0.11
tblVehicleEF	MHD	0.02	0.10
tblVehicleEF	MHD	0.41	0.07
tblVehicleEF	MHD	0.02	4.6520e-003
tblVehicleEF	MHD	4.2610e-003	5.6470e-003
tblVehicleEF	MHD	0.05	0.01
tblVehicleEF	MHD	0.26	0.31

tblVehicleEF	MHD	0.34	0.51
tblVehicleEF	MHD	5.83	1.25
tblVehicleEF	MHD	149.77	57.73
tblVehicleEF	MHD	1,144.82	1,086.35
tblVehicleEF	MHD	60.68	12.75
tblVehicleEF	MHD	0.56	0.43
tblVehicleEF	MHD	1.12	1.85
tblVehicleEF	MHD	1.9400e-004	1.2250e-003
tblVehicleEF	MHD	5.5730e-003	0.05
tblVehicleEF	MHD	7.9300e-004	1.1900e-004
tblVehicleEF	MHD	1.8500e-004	1.1720e-003
tblVehicleEF	MHD	5.3290e-003	0.05
tblVehicleEF	MHD	7.2900e-004	1.0900e-004
tblVehicleEF	MHD	1.6040e-003	6.8900e-004
tblVehicleEF	MHD	0.05	0.02
tblVehicleEF	MHD	0.02	0.02
tblVehicleEF	MHD	1.0240e-003	4.5600e-004
tblVehicleEF	MHD	0.04	0.09
tblVehicleEF	MHD	0.02	0.09
tblVehicleEF	MHD	0.36	0.06
tblVehicleEF	MHD	1.4400e-003	5.5000e-004
tblVehicleEF	MHD	0.01	0.01
tblVehicleEF	MHD	7.0900e-004	1.2600e-004
tblVehicleEF	MHD	1.6040e-003	6.8900e-004
tblVehicleEF	MHD	0.05	0.02
tblVehicleEF	MHD	0.03	0.03
tblVehicleEF	MHD	1.0240e-003	4.5600e-004

tblVehicleEF	MHD	0.05	0.11
tblVehicleEF	MHD	0.02	0.09
tblVehicleEF	MHD	0.40	0.06
tblVehicleEF	MHD	0.02	5.2900e-003
tblVehicleEF	MHD	4.1930e-003	5.5990e-003
tblVehicleEF	MHD	0.05	0.01
tblVehicleEF	MHD	0.50	0.50
tblVehicleEF	MHD	0.33	0.51
tblVehicleEF	MHD	6.17	1.32
tblVehicleEF	MHD	129.83	55.39
tblVehicleEF	MHD	1,144.82	1,086.34
tblVehicleEF	MHD	60.68	12.88
tblVehicleEF	MHD	0.52	0.42
tblVehicleEF	MHD	1.16	1.92
tblVehicleEF	MHD	2.8000e-004	1.7620e-003
tblVehicleEF	MHD	5.5730e-003	0.05
tblVehicleEF	MHD	7.9300e-004	1.1900e-004
tblVehicleEF	MHD	2.6800e-004	1.6860e-003
tblVehicleEF	MHD	5.3290e-003	0.05
tblVehicleEF	MHD	7.2900e-004	1.0900e-004
tblVehicleEF	MHD	1.1820e-003	4.9800e-004
tblVehicleEF	MHD	0.05	0.02
tblVehicleEF	MHD	0.03	0.03
tblVehicleEF	MHD	7.5300e-004	3.3100e-004
tblVehicleEF	MHD	0.04	0.09
tblVehicleEF	MHD	0.02	0.11
tblVehicleEF	MHD	0.38	0.06

tblVehicleEF	MHD	1.2520e-003	5.2700e-004
tblVehicleEF	MHD	0.01	0.01
tblVehicleEF	MHD	7.1500e-004	1.2700e-004
tblVehicleEF	MHD	1.1820e-003	4.9800e-004
tblVehicleEF	MHD	0.05	0.02
tblVehicleEF	MHD	0.04	0.03
tblVehicleEF	MHD	7.5300e-004	3.3100e-004
tblVehicleEF	MHD	0.05	0.11
tblVehicleEF	MHD	0.02	0.11
tblVehicleEF	MHD	0.42	0.07
tblVehicleEF	OBUS	0.01	9.0600e-003
tblVehicleEF	OBUS	8.4360e-003	9.3580e-003
tblVehicleEF	OBUS	0.03	0.02
tblVehicleEF	OBUS	0.28	0.55
tblVehicleEF	OBUS	0.58	1.01
tblVehicleEF	OBUS	5.60	2.44
tblVehicleEF	OBUS	84.68	84.33
tblVehicleEF	OBUS	1,226.51	1,422.10
tblVehicleEF	OBUS	69.78	20.28
tblVehicleEF	OBUS	0.42	0.52
tblVehicleEF	OBUS	1.44	1.85
tblVehicleEF	OBUS	1.4500e-004	2.0430e-003
tblVehicleEF	OBUS	7.3790e-003	0.04
tblVehicleEF	OBUS	8.3400e-004	1.9500e-004
tblVehicleEF	OBUS	1.3900e-004	1.9550e-003
tblVehicleEF	OBUS	7.0420e-003	0.03
tblVehicleEF	OBUS	7.6700e-004	1.7900e-004

tblVehicleEF	OBUS	1.4250e-003	1.8490e-003
tblVehicleEF	OBUS	0.02	0.02
tblVehicleEF	OBUS	0.04	0.06
tblVehicleEF	OBUS	7.6500e-004	9.7800e-004
tblVehicleEF	OBUS	0.06	0.10
tblVehicleEF	OBUS	0.04	0.23
tblVehicleEF	OBUS	0.35	0.12
tblVehicleEF	OBUS	8.2000e-004	8.0300e-004
tblVehicleEF	OBUS	0.01	0.01
tblVehicleEF	OBUS	7.9600e-004	2.0100e-004
tblVehicleEF	OBUS	1.4250e-003	1.8490e-003
tblVehicleEF	OBUS	0.02	0.02
tblVehicleEF	OBUS	0.05	0.08
tblVehicleEF	OBUS	7.6500e-004	9.7800e-004
tblVehicleEF	OBUS	0.07	0.12
tblVehicleEF	OBUS	0.04	0.23
tblVehicleEF	OBUS	0.39	0.13
tblVehicleEF	OBUS	0.01	9.0790e-003
tblVehicleEF	OBUS	8.5800e-003	9.4940e-003
tblVehicleEF	OBUS	0.03	0.02
tblVehicleEF	OBUS	0.26	0.53
tblVehicleEF	OBUS	0.58	1.02
tblVehicleEF	OBUS	5.31	2.31
tblVehicleEF	OBUS	88.70	84.93
tblVehicleEF	OBUS	1,226.51	1,422.12
tblVehicleEF	OBUS	69.78	20.06
tblVehicleEF	OBUS	0.43	0.52

tblVehicleEF	OBUS	1.35	1.74
tblVehicleEF	OBUS	1.2200e-004	1.7270e-003
tblVehicleEF	OBUS	7.3790e-003	0.04
tblVehicleEF	OBUS	8.3400e-004	1.9500e-004
tblVehicleEF	OBUS	1.1700e-004	1.6520e-003
tblVehicleEF	OBUS	7.0420e-003	0.03
tblVehicleEF	OBUS	7.6700e-004	1.7900e-004
tblVehicleEF	OBUS	1.9610e-003	2.5310e-003
tblVehicleEF	OBUS	0.02	0.02
tblVehicleEF	OBUS	0.04	0.06
tblVehicleEF	OBUS	1.0530e-003	1.3340e-003
tblVehicleEF	OBUS	0.06	0.10
tblVehicleEF	OBUS	0.04	0.22
tblVehicleEF	OBUS	0.34	0.11
tblVehicleEF	OBUS	8.5900e-004	8.0900e-004
tblVehicleEF	OBUS	0.01	0.01
tblVehicleEF	OBUS	7.9100e-004	1.9900e-004
tblVehicleEF	OBUS	1.9610e-003	2.5310e-003
tblVehicleEF	OBUS	0.02	0.02
tblVehicleEF	OBUS	0.05	0.08
tblVehicleEF	OBUS	1.0530e-003	1.3340e-003
tblVehicleEF	OBUS	0.07	0.12
tblVehicleEF	OBUS	0.04	0.22
tblVehicleEF	OBUS	0.37	0.13
tblVehicleEF	OBUS	0.01	9.0540e-003
tblVehicleEF	OBUS	8.3930e-003	9.3190e-003
tblVehicleEF	OBUS	0.03	0.02

tblVehicleEF	OBUS	0.29	0.59
tblVehicleEF	OBUS	0.57	1.00
tblVehicleEF	OBUS	5.64	2.46
tblVehicleEF	OBUS	79.14	83.50
tblVehicleEF	OBUS	1,226.51	1,422.09
tblVehicleEF	OBUS	69.78	20.31
tblVehicleEF	OBUS	0.40	0.52
tblVehicleEF	OBUS	1.41	1.81
tblVehicleEF	OBUS	1.7600e-004	2.4810e-003
tblVehicleEF	OBUS	7.3790e-003	0.04
tblVehicleEF	OBUS	8.3400e-004	1.9500e-004
tblVehicleEF	OBUS	1.6900e-004	2.3730e-003
tblVehicleEF	OBUS	7.0420e-003	0.03
tblVehicleEF	OBUS	7.6700e-004	1.7900e-004
tblVehicleEF	OBUS	1.4580e-003	1.9070e-003
tblVehicleEF	OBUS	0.02	0.02
tblVehicleEF	OBUS	0.04	0.06
tblVehicleEF	OBUS	7.6200e-004	9.8200e-004
tblVehicleEF	OBUS	0.06	0.10
tblVehicleEF	OBUS	0.04	0.24
tblVehicleEF	OBUS	0.36	0.12
tblVehicleEF	OBUS	7.6700e-004	7.9500e-004
tblVehicleEF	OBUS	0.01	0.01
tblVehicleEF	OBUS	7.9700e-004	2.0100e-004
tblVehicleEF	OBUS	1.4580e-003	1.9070e-003
tblVehicleEF	OBUS	0.02	0.02
tblVehicleEF	OBUS	0.05	0.08

tblVehicleEF	OBUS	7.6200e-004	9.8200e-004
tblVehicleEF	OBUS	0.07	0.12
tblVehicleEF	OBUS	0.04	0.24
tblVehicleEF	OBUS	0.39	0.13
tblVehicleEF	SBUS	0.87	0.07
tblVehicleEF	SBUS	0.02	0.01
tblVehicleEF	SBUS	0.09	7.1320e-003
tblVehicleEF	SBUS	8.16	2.80
tblVehicleEF	SBUS	1.19	1.03
tblVehicleEF	SBUS	9.61	1.02
tblVehicleEF	SBUS	1,131.05	356.18
tblVehicleEF	SBUS	1,090.69	1,128.82
tblVehicleEF	SBUS	54.18	5.79
tblVehicleEF	SBUS	9.79	3.82
tblVehicleEF	SBUS	4.65	6.33
tblVehicleEF	SBUS	0.01	6.3360e-003
tblVehicleEF	SBUS	0.01	0.01
tblVehicleEF	SBUS	0.03	0.04
tblVehicleEF	SBUS	9.3500e-004	6.5000e-005
tblVehicleEF	SBUS	0.01	6.0620e-003
tblVehicleEF	SBUS	2.6810e-003	2.6580e-003
tblVehicleEF	SBUS	0.02	0.04
tblVehicleEF	SBUS	8.6000e-004	6.0000e-005
tblVehicleEF	SBUS	3.6480e-003	1.1350e-003
tblVehicleEF	SBUS	0.04	0.01
tblVehicleEF	SBUS	0.98	0.34
tblVehicleEF	SBUS	1.9360e-003	5.7500e-004

tblVehicleEF	SBUS	0.13	0.14
tblVehicleEF	SBUS	0.02	0.07
tblVehicleEF	SBUS	0.51	0.04
tblVehicleEF	SBUS	0.01	3.4000e-003
tblVehicleEF	SBUS	0.01	0.01
tblVehicleEF	SBUS	7.0800e-004	5.7000e-005
tblVehicleEF	SBUS	3.6480e-003	1.1350e-003
tblVehicleEF	SBUS	0.04	0.01
tblVehicleEF	SBUS	1.42	0.48
tblVehicleEF	SBUS	1.9360e-003	5.7500e-004
tblVehicleEF	SBUS	0.16	0.17
tblVehicleEF	SBUS	0.02	0.07
tblVehicleEF	SBUS	0.56	0.05
tblVehicleEF	SBUS	0.87	0.07
tblVehicleEF	SBUS	0.02	0.01
tblVehicleEF	SBUS	0.08	6.4080e-003
tblVehicleEF	SBUS	8.04	2.75
tblVehicleEF	SBUS	1.21	1.05
tblVehicleEF	SBUS	7.94	0.84
tblVehicleEF	SBUS	1,182.37	367.48
tblVehicleEF	SBUS	1,090.69	1,128.85
tblVehicleEF	SBUS	54.18	5.50
tblVehicleEF	SBUS	10.10	3.93
tblVehicleEF	SBUS	4.39	5.98
tblVehicleEF	SBUS	8.9100e-003	5.3460e-003
tblVehicleEF	SBUS	0.01	0.01
tblVehicleEF	SBUS	0.03	0.04

tblVehicleEF	SBUS	9.3500e-004	6.5000e-005
tblVehicleEF	SBUS	8.5240e-003	5.1150e-003
tblVehicleEF	SBUS	2.6810e-003	2.6580e-003
tblVehicleEF	SBUS	0.02	0.04
tblVehicleEF	SBUS	8.6000e-004	6.0000e-005
tblVehicleEF	SBUS	4.9860e-003	1.5480e-003
tblVehicleEF	SBUS	0.04	0.01
tblVehicleEF	SBUS	0.98	0.34
tblVehicleEF	SBUS	2.6570e-003	7.8500e-004
tblVehicleEF	SBUS	0.13	0.14
tblVehicleEF	SBUS	0.01	0.06
tblVehicleEF	SBUS	0.46	0.04
tblVehicleEF	SBUS	0.01	3.5060e-003
tblVehicleEF	SBUS	0.01	0.01
tblVehicleEF	SBUS	6.8100e-004	5.4000e-005
tblVehicleEF	SBUS	4.9860e-003	1.5480e-003
tblVehicleEF	SBUS	0.04	0.01
tblVehicleEF	SBUS	1.42	0.48
tblVehicleEF	SBUS	2.6570e-003	7.8500e-004
tblVehicleEF	SBUS	0.16	0.17
tblVehicleEF	SBUS	0.01	0.06
tblVehicleEF	SBUS	0.50	0.04
tblVehicleEF	SBUS	0.87	0.07
tblVehicleEF	SBUS	0.02	0.01
tblVehicleEF	SBUS	0.09	7.2360e-003
tblVehicleEF	SBUS	8.33	2.86
tblVehicleEF	SBUS	1.18	1.03

tblVehicleEF	SBUS	9.77	1.03
tblVehicleEF	SBUS	1,060.18	340.58
tblVehicleEF	SBUS	1,090.69	1,128.81
tblVehicleEF	SBUS	54.18	5.82
tblVehicleEF	SBUS	9.36	3.67
tblVehicleEF	SBUS	4.57	6.22
tblVehicleEF	SBUS	0.01	7.7020e-003
tblVehicleEF	SBUS	0.01	0.01
tblVehicleEF	SBUS	0.03	0.04
tblVehicleEF	SBUS	9.3500e-004	6.5000e-005
tblVehicleEF	SBUS	0.01	7.3690e-003
tblVehicleEF	SBUS	2.6810e-003	2.6580e-003
tblVehicleEF	SBUS	0.02	0.04
tblVehicleEF	SBUS	8.6000e-004	6.0000e-005
tblVehicleEF	SBUS	3.6990e-003	1.1730e-003
tblVehicleEF	SBUS	0.04	0.01
tblVehicleEF	SBUS	0.99	0.34
tblVehicleEF	SBUS	1.8970e-003	5.6800e-004
tblVehicleEF	SBUS	0.13	0.14
tblVehicleEF	SBUS	0.02	0.09
tblVehicleEF	SBUS	0.51	0.04
tblVehicleEF	SBUS	0.01	3.2520e-003
tblVehicleEF	SBUS	0.01	0.01
tblVehicleEF	SBUS	7.1100e-004	5.8000e-005
tblVehicleEF	SBUS	3.6990e-003	1.1730e-003
tblVehicleEF	SBUS	0.04	0.01
tblVehicleEF	SBUS	1.42	0.48

tblVehicleEF	SBUS	1.8970e-003	5.6800e-004
tblVehicleEF	SBUS	0.16	0.17
tblVehicleEF	SBUS	0.02	0.09
tblVehicleEF	SBUS	0.56	0.05
tblVehicleEF	UBUS	1.93	7.28
tblVehicleEF	UBUS	0.07	0.03
tblVehicleEF	UBUS	8.96	27.90
tblVehicleEF	UBUS	13.19	1.81
tblVehicleEF	UBUS	1,828.32	2,044.63
tblVehicleEF	UBUS	133.38	22.76
tblVehicleEF	UBUS	4.82	4.04
tblVehicleEF	UBUS	0.53	0.08
tblVehicleEF	UBUS	0.01	0.03
tblVehicleEF	UBUS	0.04	5.2920e-003
tblVehicleEF	UBUS	1.1810e-003	4.0000e-005
tblVehicleEF	UBUS	0.23	0.03
tblVehicleEF	UBUS	3.0000e-003	7.5850e-003
tblVehicleEF	UBUS	0.04	5.0590e-003
tblVehicleEF	UBUS	1.0860e-003	3.6000e-005
tblVehicleEF	UBUS	6.1570e-003	2.6630e-003
tblVehicleEF	UBUS	0.10	0.03
tblVehicleEF	UBUS	3.6270e-003	1.8540e-003
tblVehicleEF	UBUS	0.53	0.11
tblVehicleEF	UBUS	0.03	0.21
tblVehicleEF	UBUS	0.96	0.15
tblVehicleEF	UBUS	8.6430e-003	4.3420e-003
tblVehicleEF	UBUS	1.5700e-003	2.2500e-004

tblVehicleEF	UBUS	6.1570e-003	2.6630e-003
tblVehicleEF	UBUS	0.10	0.03
tblVehicleEF	UBUS	3.6270e-003	1.8540e-003
tblVehicleEF	UBUS	2.52	7.44
tblVehicleEF	UBUS	0.03	0.21
tblVehicleEF	UBUS	1.05	0.16
tblVehicleEF	UBUS	1.94	7.28
tblVehicleEF	UBUS	0.07	0.03
tblVehicleEF	UBUS	9.02	27.90
tblVehicleEF	UBUS	11.63	1.61
tblVehicleEF	UBUS	1,828.32	2,044.63
tblVehicleEF	UBUS	133.38	22.40
tblVehicleEF	UBUS	4.53	4.03
tblVehicleEF	UBUS	0.53	0.08
tblVehicleEF	UBUS	0.01	0.03
tblVehicleEF	UBUS	0.04	5.2920e-003
tblVehicleEF	UBUS	1.1810e-003	4.0000e-005
tblVehicleEF	UBUS	0.23	0.03
tblVehicleEF	UBUS	3.0000e-003	7.5850e-003
tblVehicleEF	UBUS	0.04	5.0590e-003
tblVehicleEF	UBUS	1.0860e-003	3.6000e-005
tblVehicleEF	UBUS	8.2530e-003	3.6380e-003
tblVehicleEF	UBUS	0.10	0.03
tblVehicleEF	UBUS	4.8310e-003	2.4730e-003
tblVehicleEF	UBUS	0.53	0.11
tblVehicleEF	UBUS	0.03	0.19
tblVehicleEF	UBUS	0.89	0.14

tblVehicleEF	UBUS	8.6450e-003	4.3420e-003
tblVehicleEF	UBUS	1.5430e-003	2.2200e-004
tblVehicleEF	UBUS	8.2530e-003	3.6380e-003
tblVehicleEF	UBUS	0.10	0.03
tblVehicleEF	UBUS	4.8310e-003	2.4730e-003
tblVehicleEF	UBUS	2.53	7.44
tblVehicleEF	UBUS	0.03	0.19
tblVehicleEF	UBUS	0.98	0.15
tblVehicleEF	UBUS	1.93	7.28
tblVehicleEF	UBUS	0.07	0.03
tblVehicleEF	UBUS	8.95	27.90
tblVehicleEF	UBUS	13.46	1.85
tblVehicleEF	UBUS	1,828.32	2,044.63
tblVehicleEF	UBUS	133.38	22.82
tblVehicleEF	UBUS	4.73	4.04
tblVehicleEF	UBUS	0.53	0.08
tblVehicleEF	UBUS	0.01	0.03
tblVehicleEF	UBUS	0.04	5.2920e-003
tblVehicleEF	UBUS	1.1810e-003	4.0000e-005
tblVehicleEF	UBUS	0.23	0.03
tblVehicleEF	UBUS	3.0000e-003	7.5850e-003
tblVehicleEF	UBUS	0.04	5.0590e-003
tblVehicleEF	UBUS	1.0860e-003	3.6000e-005
tblVehicleEF	UBUS	6.9610e-003	2.5390e-003
tblVehicleEF	UBUS	0.12	0.03
tblVehicleEF	UBUS	3.8300e-003	1.7550e-003
tblVehicleEF	UBUS	0.52	0.11

tblVehicleEF	UBUS	0.04	0.26
tblVehicleEF	UBUS	0.98	0.15
tblVehicleEF	UBUS	8.6430e-003	4.3420e-003
tblVehicleEF	UBUS	1.5750e-003	2.2600e-004
tblVehicleEF	UBUS	6.9610e-003	2.5390e-003
tblVehicleEF	UBUS	0.12	0.03
tblVehicleEF	UBUS	3.8300e-003	1.7550e-003
tblVehicleEF	UBUS	2.52	7.44
tblVehicleEF	UBUS	0.04	0.26
tblVehicleEF	UBUS	1.07	0.16
tblVehicleTrips	CNW_TTP	41.00	0.00
tblVehicleTrips	CW_TL	16.60	40.00
tblVehicleTrips	CW_TTP	59.00	100.00
tblVehicleTrips	DV_TP	5.00	0.00
tblVehicleTrips	PB_TP	3.00	0.00
tblVehicleTrips	PR_TP	92.00	100.00
tblVehicleTrips	ST_TR	1.68	0.40
tblVehicleTrips	SU_TR	1.68	0.40
tblVehicleTrips	WD_TR	1.68	0.40

2.0 Emissions Summary

2.1 Overall Construction (Maximum Daily Emission)

Unmitigated Construction

	ROG	NOx	CO	SO2	Fugitive PM10	Exhaust PM10	PM10 Total	Fugitive PM2.5	Exhaust PM2.5	PM2.5 Total	Bio- CO2	NBio- CO2	Total CO2	CH4	N2O	CO2e
Year	lb/day										lb/day					
2021	0.0000	0.0000	0.0000	0.0000	0.0000	0.0000	0.0000	0.0000	0.0000	0.0000	0.0000	0.0000	0.0000	0.0000	0.0000	0.0000
Maximum	**0.0000**	**0.0000**	**0.0000**	**0.0000**	**0.0000**	**0.0000**	**0.0000**	**0.0000**	**0.0000**	**0.0000**	**0.0000**	**0.0000**	**0.0000**	**0.0000**	**0.0000**	**0.0000**

Mitigated Construction

	ROG	NOx	CO	SO2	Fugitive PM10	Exhaust PM10	PM10 Total	Fugitive PM2.5	Exhaust PM2.5	PM2.5 Total	Bio- CO2	NBio- CO2	Total CO2	CH4	N2O	CO2e
Year	lb/day										lb/day					
2021	0.0000	0.0000	0.0000	0.0000	0.0000	0.0000	0.0000	0.0000	0.0000	0.0000	0.0000	0.0000	0.0000	0.0000	0.0000	0.0000
Maximum	**0.0000**	**0.0000**	**0.0000**	**0.0000**	**0.0000**	**0.0000**	**0.0000**	**0.0000**	**0.0000**	**0.0000**	**0.0000**	**0.0000**	**0.0000**	**0.0000**	**0.0000**	**0.0000**

	ROG	**NOx**	**CO**	**SO2**	**Fugitive PM10**	**Exhaust PM10**	**PM10 Total**	**Fugitive PM2.5**	**Exhaust PM2.5**	**PM2.5 Total**	**Bio- CO2**	**NBio-CO2**	**Total CO2**	**CH4**	**N20**	**CO2e**
Percent Reduction	**0.00**	**0.00**	**0.00**	**0.00**	**0.00**	**0.00**	**0.00**	**0.00**	**0.00**	**0.00**	**0.00**	**0.00**	**0.00**	**0.00**	**0.00**	**0.00**

2.2 Overall Operational

Unmitigated Operational

	ROG	NOx	CO	SO2	Fugitive PM10	Exhaust PM10	PM10 Total	Fugitive PM2.5	Exhaust PM2.5	PM2.5 Total	Bio- CO2	NBio- CO2	Total CO2	CH4	N2O	CO2e
Category	lb/day										lb/day					
Area	3.5297	1.1800e-003	0.1291	1.0000e-005		4.6000e-004	4.6000e-004		4.6000e-004	4.6000e-004		0.2755	0.2755	7.3000e-004		0.2938
Energy	0.0119	0.1079	0.0906	6.5000e-004		8.2000e-003	8.2000e-003		8.2000e-003	8.2000e-003		129.4637	129.4637	2.4800e-003	2.3700e-003	130.2330
Mobile	0.6480	22.2227	4.9470	0.0699	2.0208	0.2573	2.2781	0.5532	0.2461	0.7993		7,896.6654	7,896.6654	0.7378		7,915.1105
Offroad	0.1367	1.5461	0.7740	3.1700e-003		0.0522	0.0522		0.0480	0.0480		307.0801	307.0801	0.0993		309.5630
Total	**4.3263**	**23.8779**	**5.9406**	**0.0738**	**2.0208**	**0.3181**	**2.3389**	**0.5532**	**0.3028**	**0.8560**		**8,333.4848**	**8,333.4848**	**0.8403**	**2.3700e-003**	**8,355.2003**

2.2 Overall Operational

Mitigated Operational

	ROG	NOx	CO	SO2	Fugitive PM10	Exhaust PM10	PM10 Total	Fugitive PM2.5	Exhaust PM2.5	PM2.5 Total	Bio- CO2	NBio- CO2	Total CO2	CH4	N2O	CO2e
Category	lb/day										lb/day					
Area	3.5297	1.1800e-003	0.1291	1.0000e-005		4.6000e-004	4.6000e-004		4.6000e-004	4.6000e-004		0.2755	0.2755	7.3000e-004		0.2938
Energy	0.0119	0.1079	0.0906	6.5000e-004		8.2000e-003	8.2000e-003		8.2000e-003	8.2000e-003		129.4637	129.4637	2.4800e-003	2.3700e-003	130.2330
Mobile	0.6480	22.2227	4.9470	0.0699	2.0208	0.2573	2.2781	0.5532	0.2461	0.7993		7,896.6654	7,896.6654	0.7378		7,915.1105
Offroad	0.1367	1.5461	0.7740	3.1700e-003		0.0522	0.0522		0.0480	0.0480		307.0801	307.0801	0.0993		309.5630
Total	**4.3263**	**23.8779**	**5.9406**	**0.0738**	**2.0208**	**0.3181**	**2.3389**	**0.5532**	**0.3028**	**0.8560**		**8,333.4848**	**8,333.4848**	**0.8403**	**2.3700e-003**	**8,355.2003**

	ROG	NOx	CO	SO2	Fugitive PM10	Exhaust PM10	PM10 Total	Fugitive PM2.5	Exhaust PM2.5	PM2.5 Total	Bio- CO2	NBio-CO2	Total CO2	CH4	N20	CO2e
Percent Reduction	**0.00**	**0.00**	**0.00**	**0.00**	**0.00**	**0.00**	**0.00**	**0.00**	**0.00**	**0.00**	**0.00**	**0.00**	**0.00**	**0.00**	**0.00**	**0.00**

3.0 Construction Detail

Construction Phase

Phase Number	Phase Name	Phase Type	Start Date	End Date	Num Days Week	Num Days	Phase Description
1	Demolition	Demolition	1/4/2021	1/3/2021	5	0	

Acres of Grading (Site Preparation Phase): 0

Acres of Grading (Grading Phase): 0

Acres of Paving: 14.84

Residential Indoor: 0; Residential Outdoor: 0; Non-Residential Indoor: 0; Non-Residential Outdoor: 0; Striped Parking Area: 0 (Architectural Coating – sqft)

OffRoad Equipment

Phase Name	Offroad Equipment Type	Amount	Usage Hours	Horse Power	Load Factor
Demolition	Concrete/Industrial Saws	0	8.00	81	0.73
Demolition	Excavators	0	8.00	158	0.38
Demolition	Rubber Tired Dozers	0	8.00	247	0.40

Trips and VMT

Phase Name	Offroad Equipment Count	Worker Trip Number	Vendor Trip Number	Hauling Trip Number	Worker Trip Length	Vendor Trip Length	Hauling Trip Length	Worker Vehicle Class	Vendor Vehicle Class	Hauling Vehicle Class
Demolition	0	0.00	0.00	0.00	14.70	6.90	20.00	LD_Mix	HDT_Mix	HHDT

3.1 Mitigation Measures Construction

3.2 Demolition - 2021

Unmitigated Construction On-Site

	ROG	NOx	CO	SO2	Fugitive PM10	Exhaust PM10	PM10 Total	Fugitive PM2.5	Exhaust PM2.5	PM2.5 Total	Bio- CO2	NBio- CO2	Total CO2	CH4	N2O	CO2e
Category	lb/day										lb/day					
Off-Road	0.0000	0.0000	0.0000	0.0000	0.0000	0.0000	0.0000	0.0000	0.0000	0.0000	0.0000	0.0000	0.0000	0.0000	0.0000	0.0000
Total	**0.0000**	**0.0000**	**0.0000**	**0.0000**	**0.0000**	**0.0000**	**0.0000**	**0.0000**	**0.0000**	**0.0000**	**0.0000**	**0.0000**	**0.0000**	**0.0000**	**0.0000**	**0.0000**

Unmitigated Construction Off-Site

	ROG	NOx	CO	SO2	Fugitive PM10	Exhaust PM10	PM10 Total	Fugitive PM2.5	Exhaust PM2.5	PM2.5 Total	Bio- CO2	NBio- CO2	Total CO2	CH4	N2O	CO2e
Category	lb/day										lb/day					
Hauling	0.0000	0.0000	0.0000	0.0000	0.0000	0.0000	0.0000	0.0000	0.0000	0.0000	0.0000	0.0000	0.0000	0.0000	0.0000	0.0000
Vendor	0.0000	0.0000	0.0000	0.0000	0.0000	0.0000	0.0000	0.0000	0.0000	0.0000	0.0000	0.0000	0.0000	0.0000	0.0000	0.0000
Worker	0.0000	0.0000	0.0000	0.0000	0.0000	0.0000	0.0000	0.0000	0.0000	0.0000	0.0000	0.0000	0.0000	0.0000	0.0000	0.0000
Total	**0.0000**	**0.0000**	**0.0000**	**0.0000**	**0.0000**	**0.0000**	**0.0000**	**0.0000**	**0.0000**	**0.0000**	**0.0000**	**0.0000**	**0.0000**	**0.0000**	**0.0000**	**0.0000**

3.2 Demolition - 2021

Mitigated Construction On-Site

	ROG	NOx	CO	SO2	Fugitive PM10	Exhaust PM10	PM10 Total	Fugitive PM2.5	Exhaust PM2.5	PM2.5 Total	Bio- CO2	NBio- CO2	Total CO2	CH4	N2O	CO2e
Category	lb/day										lb/day					
Off-Road	0.0000	0.0000	0.0000	0.0000	0.0000	0.0000	0.0000	0.0000	0.0000	0.0000	0.0000	0.0000	0.0000	0.0000	0.0000	0.0000
Total	**0.0000**	**0.0000**	**0.0000**	**0.0000**	**0.0000**	**0.0000**	**0.0000**	**0.0000**	**0.0000**	**0.0000**	**0.0000**	**0.0000**	**0.0000**	**0.0000**	**0.0000**	**0.0000**

Mitigated Construction Off-Site

	ROG	NOx	CO	SO2	Fugitive PM10	Exhaust PM10	PM10 Total	Fugitive PM2.5	Exhaust PM2.5	PM2.5 Total	Bio- CO2	NBio- CO2	Total CO2	CH4	N2O	CO2e
Category	lb/day										lb/day					
Hauling	0.0000	0.0000	0.0000	0.0000	0.0000	0.0000	0.0000	0.0000	0.0000	0.0000	0.0000	0.0000	0.0000	0.0000	0.0000	0.0000
Vendor	0.0000	0.0000	0.0000	0.0000	0.0000	0.0000	0.0000	0.0000	0.0000	0.0000	0.0000	0.0000	0.0000	0.0000	0.0000	0.0000
Worker	0.0000	0.0000	0.0000	0.0000	0.0000	0.0000	0.0000	0.0000	0.0000	0.0000	0.0000	0.0000	0.0000	0.0000	0.0000	0.0000
Total	**0.0000**	**0.0000**	**0.0000**	**0.0000**	**0.0000**	**0.0000**	**0.0000**	**0.0000**	**0.0000**	**0.0000**	**0.0000**	**0.0000**	**0.0000**	**0.0000**	**0.0000**	**0.0000**

4.0 Operational Detail - Mobile

4.1 Mitigation Measures Mobile

	ROG	NOx	CO	SO2	Fugitive PM10	Exhaust PM10	PM10 Total	Fugitive PM2.5	Exhaust PM2.5	PM2.5 Total	Bio- CO2	NBio- CO2	Total CO2	CH4	N2O	CO2e
Category	lb/day										lb/day					
Mitigated	0.6480	22.2227	4.9470	0.0699	2.0208	0.2573	2.2781	0.5532	0.2461	0.7993		7,896.6654	7,896.6654	0.7378		7,915.1105
Unmitigated	0.6480	22.2227	4.9470	0.0699	2.0208	0.2573	2.2781	0.5532	0.2461	0.7993		7,896.6654	7,896.6654	0.7378		7,915.1105

4.2 Trip Summary Information

	Average Daily Trip Rate			Unmitigated	Mitigated
Land Use	Weekday	Saturday	Sunday	Annual VMT	Annual VMT
Other Asphalt Surfaces	0.00	0.00	0.00		
Parking Lot	0.00	0.00	0.00		
Unrefrigerated Warehouse-No Rail	58.00	58.00	58.00	844,503	844,503
Total	58.00	58.00	58.00	844,503	844,503

4.3 Trip Type Information

	Miles			Trip %			Trip Purpose %		
Land Use	H-W or C-W	H-S or C-C	H-O or C-NW	H-W or C-W	H-S or C-C	H-O or C-NW	Primary	Diverted	Pass-by
Other Asphalt Surfaces	16.60	8.40	6.90	0.00	0.00	0.00	0	0	0
Parking Lot	16.60	8.40	6.90	0.00	0.00	0.00	0	0	0
Unrefrigerated Warehouse-No	40.00	8.40	6.90	100.00	0.00	0.00	100	0	0

4.4 Fleet Mix

Land Use	LDA	LDT1	LDT2	MDV	LHD1	LHD2	MHD	HHD	OBUS	UBUS	MCY	SBUS	MH
Other Asphalt Surfaces	0.558976	0.043534	0.209821	0.113949	0.016111	0.005791	0.025447	0.016654	0.001713	0.001553	0.004896	0.000590	0.000966
Parking Lot	0.558976	0.043534	0.209821	0.113949	0.016111	0.005791	0.025447	0.016654	0.001713	0.001553	0.004896	0.000590	0.000966
Unrefrigerated Warehouse-No Rail	0.000000	0.000000	0.000000	0.000000	0.000000	0.000000	0.000000	1.000000	0.000000	0.000000	0.000000	0.000000	0.000000

5.0 Energy Detail

Historical Energy Use: N

5.1 Mitigation Measures Energy

	ROG	NOx	CO	SO2	Fugitive PM10	Exhaust PM10	PM10 Total	Fugitive PM2.5	Exhaust PM2.5	PM2.5 Total	Bio- CO2	NBio- CO2	Total CO2	CH4	N2O	CO2e
Category	lb/day										lb/day					
NaturalGas Mitigated	0.0119	0.1079	0.0906	6.5000e-004		8.2000e-003	8.2000e-003		8.2000e-003	8.2000e-003		129.4637	129.4637	2.4800e-003	2.3700e-003	130.2330
NaturalGas Unmitigated	0.0119	0.1079	0.0906	6.5000e-004		8.2000e-003	8.2000e-003		8.2000e-003	8.2000e-003		129.4637	129.4637	2.4800e-003	2.3700e-003	130.2330

5.2 Energy by Land Use - NaturalGas

Unmitigated

	NaturalGas Use	ROG	NOx	CO	SO2	Fugitive PM10	Exhaust PM10	PM10 Total	Fugitive PM2.5	Exhaust PM2.5	PM2.5 Total	Bio- CO2	NBio- CO2	Total CO2	CH4	N2O	CO2e
Land Use	kBTU/yr	lb/day										lb/day					
Other Asphalt Surfaces	0	0.0000	0.0000	0.0000	0.0000		0.0000	0.0000		0.0000	0.0000		0.0000	0.0000	0.0000	0.0000	0.0000
Parking Lot	0	0.0000	0.0000	0.0000	0.0000		0.0000	0.0000		0.0000	0.0000		0.0000	0.0000	0.0000	0.0000	0.0000
Unrefrigerated Warehouse-No Rail	1100.44	0.0119	0.1079	0.0906	6.5000e-004		8.2000e-003	8.2000e-003		8.2000e-003	8.2000e-003		129.4637	129.4637	2.4800e-003	2.3700e-003	130.2330
Total		**0.0119**	**0.1079**	**0.0906**	**6.5000e-004**		**8.2000e-003**	**8.2000e-003**		**8.2000e-003**	**8.2000e-003**		**129.4637**	**129.4637**	**2.4800e-003**	**2.3700e-003**	**130.2330**

Mitigated

	NaturalGas Use	ROG	NOx	CO	SO2	Fugitive PM10	Exhaust PM10	PM10 Total	Fugitive PM2.5	Exhaust PM2.5	PM2.5 Total	Bio- CO2	NBio- CO2	Total CO2	CH4	N2O	CO2e
Land Use	kBTU/yr	lb/day										lb/day					
Other Asphalt Surfaces	0	0.0000	0.0000	0.0000	0.0000		0.0000	0.0000		0.0000	0.0000		0.0000	0.0000	0.0000	0.0000	0.0000
Parking Lot	0	0.0000	0.0000	0.0000	0.0000		0.0000	0.0000		0.0000	0.0000		0.0000	0.0000	0.0000	0.0000	0.0000
Unrefrigerated Warehouse-No Rail	1.10044	0.0119	0.1079	0.0906	6.5000e-004		8.2000e-003	8.2000e-003		8.2000e-003	8.2000e-003		129.4637	129.4637	2.4800e-003	2.3700e-003	130.2330
Total		**0.0119**	**0.1079**	**0.0906**	**6.5000e-004**		**8.2000e-003**	**8.2000e-003**		**8.2000e-003**	**8.2000e-003**		**129.4637**	**129.4637**	**2.4800e-003**	**2.3700e-003**	**130.2330**

6.0 Area Detail

6.1 Mitigation Measures Area

	ROG	NOx	CO	SO2	Fugitive PM10	Exhaust PM10	PM10 Total	Fugitive PM2.5	Exhaust PM2.5	PM2.5 Total	Bio- CO2	NBio- CO2	Total CO2	CH4	N2O	CO2e
Category	lb/day										lb/day					
Mitigated	3.5297	1.1800e-003	0.1291	1.0000e-005		4.6000e-004	4.6000e-004		4.6000e-004	4.6000e-004		0.2755	0.2755	7.3000e-004		0.2938
Unmitigated	3.5297	1.1800e-003	0.1291	1.0000e-005		4.6000e-004	4.6000e-004		4.6000e-004	4.6000e-004		0.2755	0.2755	7.3000e-004		0.2938

6.2 Area by SubCategory

Unmitigated

	ROG	NOx	CO	SO2	Fugitive PM10	Exhaust PM10	PM10 Total	Fugitive PM2.5	Exhaust PM2.5	PM2.5 Total	Bio- CO2	NBio- CO2	Total CO2	CH4	N2O	CO2e
SubCategory	lb/day										lb/day					
Architectural Coating	0.4175					0.0000	0.0000		0.0000	0.0000			0.0000			0.0000
Consumer Products	3.1001					0.0000	0.0000		0.0000	0.0000			0.0000			0.0000
Landscaping	0.0121	1.1800e-003	0.1291	1.0000e-005		4.6000e-004	4.6000e-004		4.6000e-004	4.6000e-004		0.2755	0.2755	7.3000e-004		0.2938
Total	**3.5297**	**1.1800e-003**	**0.1291**	**1.0000e-005**		**4.6000e-004**	**4.6000e-004**		**4.6000e-004**	**4.6000e-004**		**0.2755**	**0.2755**	**7.3000e-004**		**0.2938**

Mitigated

	ROG	NOx	CO	SO2	Fugitive PM10	Exhaust PM10	PM10 Total	Fugitive PM2.5	Exhaust PM2.5	PM2.5 Total	Bio- CO2	NBio- CO2	Total CO2	CH4	N2O	CO2e
SubCategory	lb/day										lb/day					
Architectural Coating	0.4175					0.0000	0.0000		0.0000	0.0000			0.0000			0.0000
Consumer Products	3.1001					0.0000	0.0000		0.0000	0.0000			0.0000			0.0000
Landscaping	0.0121	1.1800e-003	0.1291	1.0000e-005		4.6000e-004	4.6000e-004		4.6000e-004	4.6000e-004		0.2755	0.2755	7.3000e-004		0.2938
Total	**3.5297**	**1.1800e-003**	**0.1291**	**1.0000e-005**		**4.6000e-004**	**4.6000e-004**		**4.6000e-004**	**4.6000e-004**		**0.2755**	**0.2755**	**7.3000e-004**		**0.2938**

7.0 Water Detail

7.1 Mitigation Measures Water

8.0 Waste Detail

8.1 Mitigation Measures Waste

9.0 Operational Offroad

Equipment Type	Number	Hours/Day	Days/Year	Horse Power	Load Factor	Fuel Type
Tractors/Loaders/Backhoes	1	4.00	365	200	0.37	CNG

UnMitigated/Mitigated

	ROG	NOx	CO	SO2	Fugitive PM10	Exhaust PM10	PM10 Total	Fugitive PM2.5	Exhaust PM2.5	PM2.5 Total	Bio- CO2	NBio- CO2	Total CO2	CH4	N2O	CO2e
Equipment Type	lb/day										lb/day					
Tractors/Loaders/Backhoes	0.1367	1.5461	0.7740	3.1700e-003		0.0522	0.0522		0.0480	0.0480		307.0801	307.0801	0.0993		309.5630
Total	**0.1367**	**1.5461**	**0.7740**	**3.1700e-003**		**0.0522**	**0.0522**		**0.0480**	**0.0480**		**307.0801**	**307.0801**	**0.0993**		**309.5630**

10.0 Stationary Equipment

Fire Pumps and Emergency Generators

Equipment Type	Number	Hours/Day	Hours/Year	Horse Power	Load Factor	Fuel Type

Boilers

Equipment Type	Number	Heat Input/Day	Heat Input/Year	Boiler Rating	Fuel Type

User Defined Equipment

Equipment Type	Number

11.0 Vegetation

Katella Avenue - Amazon Option (Operations - Trucks)

Orange County, Winter

1.0 Project Characteristics

1.1 Land Usage

Land Uses	Size	Metric	Lot Acreage	Floor Surface Area	Population
Unrefrigerated Warehouse-No Rail	145.00	1000sqft	3.33	145,004.00	0
Other Asphalt Surfaces	335.03	1000sqft	7.69	335,028.00	0
Parking Lot	779.00	Space	7.15	311,600.00	0

1.2 Other Project Characteristics

Urbanization	Urban	**Wind Speed (m/s)**	2.2	**Precipitation Freq (Days)**	30
Climate Zone	8			**Operational Year**	2021
Utility Company	Southern California Edison				
CO2 Intensity (lb/MWhr)	702.44	**CH4 Intensity (lb/MWhr)**	0.029	**N2O Intensity (lb/MWhr)**	0.006

1.3 User Entered Comments & Non-Default Data

Katella Avenue - Amazon Option (Operations - Trucks) - Orange County, Winter

Project Characteristics -

Land Use - Total Project Area (minus 180,000 sf corporate headquarters) is approximately 18.17 acres.

Construction Phase - Operations Run Only.

Off-road Equipment - Operations Run Only.

Trips and VMT - Operations Run Only.

Vehicle Trips - Trip Characteristics based on information provided in the Katella Avenue Amazon Facility Traffic Impact Analysis by Urban Crossroads, Inc.

Energy Use - The project will design building shells and building components to meet 2019 Title 24 Standards which expects 30% less energy for nonresidential uses

Operational Off-Road Equipment - Based on SCAQMD High Cube Warehouse Truck Trip Study White Paper Summary of Busniess Survey Results (2014)

Fleet Mix - Truck Fleet Mix based on information provided in the TIA.

Vehicle Emission Factors - EMFAC2017

Vehicle Emission Factors - EMFAC2017

Vehicle Emission Factors - EMFAC2017

Table Name	Column Name	Default Value	New Value
tblConstructionPhase	NumDays	20.00	0.00
tblEnergyUse	LightingElect	1.96	1.37
tblEnergyUse	T24E	0.59	0.41
tblEnergyUse	T24NG	3.88	2.72
tblFleetMix	HHD	0.02	1.00
tblFleetMix	LDA	0.56	0.00
tblFleetMix	LDT1	0.04	0.00
tblFleetMix	LDT2	0.21	0.00
tblFleetMix	LHD1	0.02	0.00
tblFleetMix	LHD2	5.7910e-003	0.00
tblFleetMix	MCY	4.8960e-003	0.00
tblFleetMix	MDV	0.11	0.00
tblFleetMix	MH	9.6600e-004	0.00

tblFleetMix	MHD	0.03	0.00
tblFleetMix	OBUS	1.7130e-003	0.00
tblFleetMix	SBUS	5.9000e-004	0.00
tblFleetMix	UBUS	1.5530e-003	0.00
tblLandUse	LotAcreage	7.01	7.15
tblOffRoadEquipment	OffRoadEquipmentUnitAmount	1.00	0.00
tblOffRoadEquipment	OffRoadEquipmentUnitAmount	3.00	0.00
tblOffRoadEquipment	OffRoadEquipmentUnitAmount	2.00	0.00
tblOperationalOffRoadEquipment	OperDaysPerYear	260.00	365.00
tblOperationalOffRoadEquipment	OperFuelType	Diesel	CNG
tblOperationalOffRoadEquipment	OperHorsePower	97.00	200.00
tblOperationalOffRoadEquipment	OperHoursPerDay	8.00	4.00
tblOperationalOffRoadEquipment	OperOffRoadEquipmentNumber	0.00	1.00
tblVehicleEF	HHD	0.63	0.03
tblVehicleEF	HHD	0.16	0.14
tblVehicleEF	HHD	0.08	1.0000e-006
tblVehicleEF	HHD	2.36	5.39
tblVehicleEF	HHD	1.29	0.84
tblVehicleEF	HHD	3.99	0.01
tblVehicleEF	HHD	4,116.44	1,057.87
tblVehicleEF	HHD	1,683.99	1,517.44
tblVehicleEF	HHD	12.64	0.09
tblVehicleEF	HHD	20.04	5.92
tblVehicleEF	HHD	3.96	3.93
tblVehicleEF	HHD	0.02	8.4880e-003
tblVehicleEF	HHD	0.06	0.06
tblVehicleEF	HHD	0.03	0.04

tblVehicleEF	HHD	0.02	0.05
tblVehicleEF	HHD	1.1600e-004	1.0000e-006
tblVehicleEF	HHD	0.02	8.1210e-003
tblVehicleEF	HHD	0.03	0.03
tblVehicleEF	HHD	8.6750e-003	8.7680e-003
tblVehicleEF	HHD	0.02	0.05
tblVehicleEF	HHD	1.0700e-004	1.0000e-006
tblVehicleEF	HHD	1.1800e-004	6.0000e-006
tblVehicleEF	HHD	4.9160e-003	2.4300e-004
tblVehicleEF	HHD	0.57	0.41
tblVehicleEF	HHD	8.9000e-005	4.0000e-006
tblVehicleEF	HHD	0.13	0.12
tblVehicleEF	HHD	4.6300e-004	1.1210e-003
tblVehicleEF	HHD	0.10	4.0000e-006
tblVehicleEF	HHD	0.04	9.6940e-003
tblVehicleEF	HHD	0.02	0.01
tblVehicleEF	HHD	1.9200e-004	1.0000e-006
tblVehicleEF	HHD	1.1800e-004	6.0000e-006
tblVehicleEF	HHD	4.9160e-003	2.4300e-004
tblVehicleEF	HHD	0.68	0.48
tblVehicleEF	HHD	8.9000e-005	4.0000e-006
tblVehicleEF	HHD	0.31	0.27
tblVehicleEF	HHD	4.6300e-004	1.1210e-003
tblVehicleEF	HHD	0.11	5.0000e-006
tblVehicleEF	HHD	0.59	0.03
tblVehicleEF	HHD	0.16	0.14
tblVehicleEF	HHD	0.08	1.0000e-006

tblVehicleEF	HHD	1.72	5.25
tblVehicleEF	HHD	1.30	0.84
tblVehicleEF	HHD	3.80	0.01
tblVehicleEF	HHD	4,359.67	1,057.02
tblVehicleEF	HHD	1,683.99	1,517.44
tblVehicleEF	HHD	12.64	0.09
tblVehicleEF	HHD	20.68	5.78
tblVehicleEF	HHD	3.75	3.72
tblVehicleEF	HHD	0.02	7.8070e-003
tblVehicleEF	HHD	0.06	0.06
tblVehicleEF	HHD	0.03	0.04
tblVehicleEF	HHD	0.02	0.05
tblVehicleEF	HHD	1.1600e-004	1.0000e-006
tblVehicleEF	HHD	0.02	7.4700e-003
tblVehicleEF	HHD	0.03	0.03
tblVehicleEF	HHD	8.6750e-003	8.7680e-003
tblVehicleEF	HHD	0.02	0.05
tblVehicleEF	HHD	1.0700e-004	1.0000e-006
tblVehicleEF	HHD	1.6900e-004	9.0000e-006
tblVehicleEF	HHD	5.0090e-003	2.4600e-004
tblVehicleEF	HHD	0.54	0.43
tblVehicleEF	HHD	1.2500e-004	6.0000e-006
tblVehicleEF	HHD	0.13	0.12
tblVehicleEF	HHD	4.4900e-004	1.1010e-003
tblVehicleEF	HHD	0.09	4.0000e-006
tblVehicleEF	HHD	0.04	9.6850e-003
tblVehicleEF	HHD	0.02	0.01

tblVehicleEF	HHD	1.8900e-004	1.0000e-006
tblVehicleEF	HHD	1.6900e-004	9.0000e-006
tblVehicleEF	HHD	5.0090e-003	2.4600e-004
tblVehicleEF	HHD	0.64	0.50
tblVehicleEF	HHD	1.2500e-004	6.0000e-006
tblVehicleEF	HHD	0.31	0.27
tblVehicleEF	HHD	4.4900e-004	1.1010e-003
tblVehicleEF	HHD	0.10	4.0000e-006
tblVehicleEF	HHD	0.68	0.02
tblVehicleEF	HHD	0.16	5.0360e-003
tblVehicleEF	HHD	0.08	1.0000e-006
tblVehicleEF	HHD	3.25	5.42
tblVehicleEF	HHD	1.29	0.46
tblVehicleEF	HHD	4.03	0.01
tblVehicleEF	HHD	3,780.54	1,027.42
tblVehicleEF	HHD	1,683.99	1,421.63
tblVehicleEF	HHD	12.64	0.09
tblVehicleEF	HHD	19.16	5.92
tblVehicleEF	HHD	3.89	3.78
tblVehicleEF	HHD	0.02	8.9820e-003
tblVehicleEF	HHD	0.06	0.06
tblVehicleEF	HHD	0.03	0.03
tblVehicleEF	HHD	0.02	0.05
tblVehicleEF	HHD	1.1600e-004	1.0000e-006
tblVehicleEF	HHD	0.02	8.5930e-003
tblVehicleEF	HHD	0.03	0.03
tblVehicleEF	HHD	8.6750e-003	8.5160e-003

tblVehicleEF	HHD	0.02	0.05
tblVehicleEF	HHD	1.0700e-004	1.0000e-006
tblVehicleEF	HHD	1.1700e-004	6.0000e-006
tblVehicleEF	HHD	5.3110e-003	2.7000e-004
tblVehicleEF	HHD	0.61	0.39
tblVehicleEF	HHD	9.0000e-005	4.0000e-006
tblVehicleEF	HHD	0.13	0.11
tblVehicleEF	HHD	5.0200e-004	1.1940e-003
tblVehicleEF	HHD	0.10	4.0000e-006
tblVehicleEF	HHD	0.03	9.7070e-003
tblVehicleEF	HHD	0.02	0.01
tblVehicleEF	HHD	1.9300e-004	1.0000e-006
tblVehicleEF	HHD	1.1700e-004	6.0000e-006
tblVehicleEF	HHD	5.3110e-003	2.7000e-004
tblVehicleEF	HHD	0.73	0.44
tblVehicleEF	HHD	9.0000e-005	4.0000e-006
tblVehicleEF	HHD	0.31	0.12
tblVehicleEF	HHD	5.0200e-004	1.1940e-003
tblVehicleEF	HHD	0.11	5.0000e-006
tblVehicleEF	LDA	4.3340e-003	2.6620e-003
tblVehicleEF	LDA	5.1760e-003	0.05
tblVehicleEF	LDA	0.58	0.68
tblVehicleEF	LDA	1.10	2.11
tblVehicleEF	LDA	263.86	265.52
tblVehicleEF	LDA	58.33	54.23
tblVehicleEF	LDA	0.05	0.04
tblVehicleEF	LDA	1.9130e-003	1.6720e-003

tblVehicleEF	LDA	2.2790e-003	1.9250e-003
tblVehicleEF	LDA	1.7630e-003	1.5400e-003
tblVehicleEF	LDA	2.0960e-003	1.7700e-003
tblVehicleEF	LDA	0.04	0.05
tblVehicleEF	LDA	0.09	0.10
tblVehicleEF	LDA	0.03	0.05
tblVehicleEF	LDA	0.01	0.01
tblVehicleEF	LDA	0.04	0.21
tblVehicleEF	LDA	0.07	0.23
tblVehicleEF	LDA	2.6420e-003	2.6270e-003
tblVehicleEF	LDA	6.0200e-004	5.3700e-004
tblVehicleEF	LDA	0.04	0.05
tblVehicleEF	LDA	0.09	0.10
tblVehicleEF	LDA	0.03	0.05
tblVehicleEF	LDA	0.02	0.01
tblVehicleEF	LDA	0.04	0.21
tblVehicleEF	LDA	0.08	0.25
tblVehicleEF	LDA	4.5760e-003	2.8320e-003
tblVehicleEF	LDA	4.6500e-003	0.05
tblVehicleEF	LDA	0.63	0.74
tblVehicleEF	LDA	0.95	1.82
tblVehicleEF	LDA	274.96	276.40
tblVehicleEF	LDA	58.33	53.69
tblVehicleEF	LDA	0.04	0.03
tblVehicleEF	LDA	1.9130e-003	1.6720e-003
tblVehicleEF	LDA	2.2790e-003	1.9250e-003
tblVehicleEF	LDA	1.7630e-003	1.5400e-003

tblVehicleEF	LDA	2.0960e-003	1.7700e-003
tblVehicleEF	LDA	0.05	0.07
tblVehicleEF	LDA	0.09	0.10
tblVehicleEF	LDA	0.05	0.07
tblVehicleEF	LDA	0.01	0.01
tblVehicleEF	LDA	0.04	0.19
tblVehicleEF	LDA	0.06	0.21
tblVehicleEF	LDA	2.7540e-003	2.7340e-003
tblVehicleEF	LDA	5.9900e-004	5.3100e-004
tblVehicleEF	LDA	0.05	0.07
tblVehicleEF	LDA	0.09	0.10
tblVehicleEF	LDA	0.05	0.07
tblVehicleEF	LDA	0.02	0.02
tblVehicleEF	LDA	0.04	0.19
tblVehicleEF	LDA	0.07	0.23
tblVehicleEF	LDA	4.2520e-003	2.6080e-003
tblVehicleEF	LDA	5.2830e-003	0.05
tblVehicleEF	LDA	0.56	0.65
tblVehicleEF	LDA	1.13	2.18
tblVehicleEF	LDA	259.76	261.50
tblVehicleEF	LDA	58.33	54.34
tblVehicleEF	LDA	0.05	0.04
tblVehicleEF	LDA	1.9130e-003	1.6720e-003
tblVehicleEF	LDA	2.2790e-003	1.9250e-003
tblVehicleEF	LDA	1.7630e-003	1.5400e-003
tblVehicleEF	LDA	2.0960e-003	1.7700e-003
tblVehicleEF	LDA	0.04	0.05

tblVehicleEF	LDA	0.10	0.10
tblVehicleEF	LDA	0.03	0.05
tblVehicleEF	LDA	0.01	0.01
tblVehicleEF	LDA	0.04	0.23
tblVehicleEF	LDA	0.07	0.23
tblVehicleEF	LDA	2.6010e-003	2.5870e-003
tblVehicleEF	LDA	6.0200e-004	5.3800e-004
tblVehicleEF	LDA	0.04	0.05
tblVehicleEF	LDA	0.10	0.10
tblVehicleEF	LDA	0.03	0.05
tblVehicleEF	LDA	0.02	0.01
tblVehicleEF	LDA	0.04	0.23
tblVehicleEF	LDA	0.08	0.26
tblVehicleEF	LDT1	9.9920e-003	6.2080e-003
tblVehicleEF	LDT1	0.01	0.07
tblVehicleEF	LDT1	1.19	1.26
tblVehicleEF	LDT1	2.74	2.32
tblVehicleEF	LDT1	324.21	313.05
tblVehicleEF	LDT1	71.81	65.11
tblVehicleEF	LDT1	0.11	0.10
tblVehicleEF	LDT1	2.5570e-003	2.3060e-003
tblVehicleEF	LDT1	3.2780e-003	2.6450e-003
tblVehicleEF	LDT1	2.3530e-003	2.1220e-003
tblVehicleEF	LDT1	3.0150e-003	2.4330e-003
tblVehicleEF	LDT1	0.12	0.12
tblVehicleEF	LDT1	0.25	0.19
tblVehicleEF	LDT1	0.10	0.11

tblVehicleEF	LDT1	0.02	0.03
tblVehicleEF	LDT1	0.16	0.66
tblVehicleEF	LDT1	0.19	0.36
tblVehicleEF	LDT1	3.2560e-003	3.0980e-003
tblVehicleEF	LDT1	7.6600e-004	6.4400e-004
tblVehicleEF	LDT1	0.12	0.12
tblVehicleEF	LDT1	0.25	0.19
tblVehicleEF	LDT1	0.10	0.11
tblVehicleEF	LDT1	0.04	0.04
tblVehicleEF	LDT1	0.16	0.66
tblVehicleEF	LDT1	0.21	0.40
tblVehicleEF	LDT1	0.01	6.5570e-003
tblVehicleEF	LDT1	0.01	0.07
tblVehicleEF	LDT1	1.28	1.36
tblVehicleEF	LDT1	2.36	2.00
tblVehicleEF	LDT1	337.31	324.18
tblVehicleEF	LDT1	71.81	64.47
tblVehicleEF	LDT1	0.10	0.09
tblVehicleEF	LDT1	2.5570e-003	2.3060e-003
tblVehicleEF	LDT1	3.2780e-003	2.6450e-003
tblVehicleEF	LDT1	2.3530e-003	2.1220e-003
tblVehicleEF	LDT1	3.0150e-003	2.4330e-003
tblVehicleEF	LDT1	0.17	0.18
tblVehicleEF	LDT1	0.26	0.20
tblVehicleEF	LDT1	0.14	0.15
tblVehicleEF	LDT1	0.03	0.03
tblVehicleEF	LDT1	0.14	0.61

tblVehicleEF	LDT1	0.17	0.32
tblVehicleEF	LDT1	3.3880e-003	3.2080e-003
tblVehicleEF	LDT1	7.5900e-004	6.3800e-004
tblVehicleEF	LDT1	0.17	0.18
tblVehicleEF	LDT1	0.26	0.20
tblVehicleEF	LDT1	0.14	0.15
tblVehicleEF	LDT1	0.04	0.04
tblVehicleEF	LDT1	0.14	0.61
tblVehicleEF	LDT1	0.19	0.36
tblVehicleEF	LDT1	9.8200e-003	6.0950e-003
tblVehicleEF	LDT1	0.01	0.07
tblVehicleEF	LDT1	1.16	1.22
tblVehicleEF	LDT1	2.82	2.40
tblVehicleEF	LDT1	319.38	308.94
tblVehicleEF	LDT1	71.81	65.25
tblVehicleEF	LDT1	0.11	0.10
tblVehicleEF	LDT1	2.5570e-003	2.3060e-003
tblVehicleEF	LDT1	3.2780e-003	2.6450e-003
tblVehicleEF	LDT1	2.3530e-003	2.1220e-003
tblVehicleEF	LDT1	3.0150e-003	2.4330e-003
tblVehicleEF	LDT1	0.12	0.13
tblVehicleEF	LDT1	0.29	0.22
tblVehicleEF	LDT1	0.10	0.11
tblVehicleEF	LDT1	0.02	0.03
tblVehicleEF	LDT1	0.18	0.78
tblVehicleEF	LDT1	0.19	0.37
tblVehicleEF	LDT1	3.2070e-003	3.0570e-003

tblVehicleEF	LDT1	7.6700e-004	6.4600e-004
tblVehicleEF	LDT1	0.12	0.13
tblVehicleEF	LDT1	0.29	0.22
tblVehicleEF	LDT1	0.10	0.11
tblVehicleEF	LDT1	0.04	0.04
tblVehicleEF	LDT1	0.18	0.78
tblVehicleEF	LDT1	0.21	0.41
tblVehicleEF	LDT2	5.7840e-003	4.0560e-003
tblVehicleEF	LDT2	6.6620e-003	0.07
tblVehicleEF	LDT2	0.74	0.91
tblVehicleEF	LDT2	1.41	2.69
tblVehicleEF	LDT2	369.26	341.01
tblVehicleEF	LDT2	81.71	71.31
tblVehicleEF	LDT2	0.07	0.07
tblVehicleEF	LDT2	1.8090e-003	1.6370e-003
tblVehicleEF	LDT2	2.1990e-003	1.8210e-003
tblVehicleEF	LDT2	1.6640e-003	1.5060e-003
tblVehicleEF	LDT2	2.0220e-003	1.6740e-003
tblVehicleEF	LDT2	0.05	0.07
tblVehicleEF	LDT2	0.11	0.12
tblVehicleEF	LDT2	0.05	0.08
tblVehicleEF	LDT2	0.01	0.02
tblVehicleEF	LDT2	0.06	0.39
tblVehicleEF	LDT2	0.09	0.32
tblVehicleEF	LDT2	3.6980e-003	3.3740e-003
tblVehicleEF	LDT2	8.4100e-004	7.0600e-004
tblVehicleEF	LDT2	0.05	0.07

tblVehicleEF	LDT2	0.11	0.12
tblVehicleEF	LDT2	0.05	0.08
tblVehicleEF	LDT2	0.02	0.02
tblVehicleEF	LDT2	0.06	0.39
tblVehicleEF	LDT2	0.10	0.35
tblVehicleEF	LDT2	6.1050e-003	4.3050e-003
tblVehicleEF	LDT2	5.9960e-003	0.06
tblVehicleEF	LDT2	0.80	0.99
tblVehicleEF	LDT2	1.22	2.32
tblVehicleEF	LDT2	384.42	352.00
tblVehicleEF	LDT2	81.71	70.61
tblVehicleEF	LDT2	0.06	0.06
tblVehicleEF	LDT2	1.8090e-003	1.6370e-003
tblVehicleEF	LDT2	2.1990e-003	1.8210e-003
tblVehicleEF	LDT2	1.6640e-003	1.5060e-003
tblVehicleEF	LDT2	2.0220e-003	1.6740e-003
tblVehicleEF	LDT2	0.07	0.11
tblVehicleEF	LDT2	0.11	0.13
tblVehicleEF	LDT2	0.07	0.10
tblVehicleEF	LDT2	0.02	0.02
tblVehicleEF	LDT2	0.05	0.36
tblVehicleEF	LDT2	0.08	0.29
tblVehicleEF	LDT2	3.8500e-003	3.4820e-003
tblVehicleEF	LDT2	8.3800e-004	6.9900e-004
tblVehicleEF	LDT2	0.07	0.11
tblVehicleEF	LDT2	0.11	0.13
tblVehicleEF	LDT2	0.07	0.10

tblVehicleEF	LDT2	0.02	0.02
tblVehicleEF	LDT2	0.05	0.36
tblVehicleEF	LDT2	0.09	0.31
tblVehicleEF	LDT2	5.6750e-003	3.9780e-003
tblVehicleEF	LDT2	6.7990e-003	0.07
tblVehicleEF	LDT2	0.72	0.88
tblVehicleEF	LDT2	1.45	2.77
tblVehicleEF	LDT2	363.66	336.95
tblVehicleEF	LDT2	81.71	71.46
tblVehicleEF	LDT2	0.07	0.07
tblVehicleEF	LDT2	1.8090e-003	1.6370e-003
tblVehicleEF	LDT2	2.1990e-003	1.8210e-003
tblVehicleEF	LDT2	1.6640e-003	1.5060e-003
tblVehicleEF	LDT2	2.0220e-003	1.6740e-003
tblVehicleEF	LDT2	0.04	0.07
tblVehicleEF	LDT2	0.11	0.13
tblVehicleEF	LDT2	0.05	0.08
tblVehicleEF	LDT2	0.01	0.02
tblVehicleEF	LDT2	0.07	0.46
tblVehicleEF	LDT2	0.09	0.33
tblVehicleEF	LDT2	3.6420e-003	3.3340e-003
tblVehicleEF	LDT2	8.4100e-004	7.0700e-004
tblVehicleEF	LDT2	0.04	0.07
tblVehicleEF	LDT2	0.11	0.13
tblVehicleEF	LDT2	0.05	0.08
tblVehicleEF	LDT2	0.02	0.02
tblVehicleEF	LDT2	0.07	0.46

tblVehicleEF	LDT2	0.10	0.36
tblVehicleEF	LHD1	5.7990e-003	5.8180e-003
tblVehicleEF	LHD1	0.01	5.0100e-003
tblVehicleEF	LHD1	0.02	0.02
tblVehicleEF	LHD1	0.15	0.19
tblVehicleEF	LHD1	0.78	0.57
tblVehicleEF	LHD1	2.55	1.09
tblVehicleEF	LHD1	9.03	9.05
tblVehicleEF	LHD1	603.73	667.72
tblVehicleEF	LHD1	33.13	12.41
tblVehicleEF	LHD1	0.08	0.06
tblVehicleEF	LHD1	1.27	0.81
tblVehicleEF	LHD1	8.6000e-004	7.5600e-004
tblVehicleEF	LHD1	0.01	9.6460e-003
tblVehicleEF	LHD1	0.01	7.2150e-003
tblVehicleEF	LHD1	9.1700e-004	2.5500e-004
tblVehicleEF	LHD1	8.2300e-004	7.2300e-004
tblVehicleEF	LHD1	2.5110e-003	2.4120e-003
tblVehicleEF	LHD1	9.9290e-003	6.8770e-003
tblVehicleEF	LHD1	8.4300e-004	2.3500e-004
tblVehicleEF	LHD1	2.8210e-003	2.2570e-003
tblVehicleEF	LHD1	0.10	0.07
tblVehicleEF	LHD1	0.02	0.02
tblVehicleEF	LHD1	1.7870e-003	1.4220e-003
tblVehicleEF	LHD1	0.06	0.05
tblVehicleEF	LHD1	0.28	0.47
tblVehicleEF	LHD1	0.27	0.08

tblVehicleEF	LHD1	9.1000e-005	8.8000e-005
tblVehicleEF	LHD1	5.9280e-003	6.5210e-003
tblVehicleEF	LHD1	3.7900e-004	1.2300e-004
tblVehicleEF	LHD1	2.8210e-003	2.2570e-003
tblVehicleEF	LHD1	0.10	0.07
tblVehicleEF	LHD1	0.02	0.03
tblVehicleEF	LHD1	1.7870e-003	1.4220e-003
tblVehicleEF	LHD1	0.08	0.06
tblVehicleEF	LHD1	0.28	0.47
tblVehicleEF	LHD1	0.29	0.09
tblVehicleEF	LHD1	5.7990e-003	5.8300e-003
tblVehicleEF	LHD1	0.01	5.0980e-003
tblVehicleEF	LHD1	0.02	0.02
tblVehicleEF	LHD1	0.15	0.19
tblVehicleEF	LHD1	0.79	0.58
tblVehicleEF	LHD1	2.44	1.04
tblVehicleEF	LHD1	9.03	9.05
tblVehicleEF	LHD1	603.73	667.74
tblVehicleEF	LHD1	33.13	12.33
tblVehicleEF	LHD1	0.08	0.06
tblVehicleEF	LHD1	1.19	0.76
tblVehicleEF	LHD1	8.6000e-004	7.5600e-004
tblVehicleEF	LHD1	0.01	9.6460e-003
tblVehicleEF	LHD1	0.01	7.2150e-003
tblVehicleEF	LHD1	9.1700e-004	2.5500e-004
tblVehicleEF	LHD1	8.2300e-004	7.2300e-004
tblVehicleEF	LHD1	2.5110e-003	2.4120e-003

tblVehicleEF	LHD1	9.9290e-003	6.8770e-003
tblVehicleEF	LHD1	8.4300e-004	2.3500e-004
tblVehicleEF	LHD1	3.9390e-003	3.1600e-003
tblVehicleEF	LHD1	0.10	0.07
tblVehicleEF	LHD1	0.02	0.02
tblVehicleEF	LHD1	2.4300e-003	1.9450e-003
tblVehicleEF	LHD1	0.06	0.05
tblVehicleEF	LHD1	0.27	0.45
tblVehicleEF	LHD1	0.26	0.08
tblVehicleEF	LHD1	9.1000e-005	8.8000e-005
tblVehicleEF	LHD1	5.9280e-003	6.5210e-003
tblVehicleEF	LHD1	3.7700e-004	1.2200e-004
tblVehicleEF	LHD1	3.9390e-003	3.1600e-003
tblVehicleEF	LHD1	0.10	0.07
tblVehicleEF	LHD1	0.02	0.03
tblVehicleEF	LHD1	2.4300e-003	1.9450e-003
tblVehicleEF	LHD1	0.08	0.06
tblVehicleEF	LHD1	0.27	0.45
tblVehicleEF	LHD1	0.28	0.08
tblVehicleEF	LHD1	5.7990e-003	5.8160e-003
tblVehicleEF	LHD1	0.01	4.9860e-003
tblVehicleEF	LHD1	0.02	0.02
tblVehicleEF	LHD1	0.15	0.19
tblVehicleEF	LHD1	0.77	0.57
tblVehicleEF	LHD1	2.56	1.09
tblVehicleEF	LHD1	9.03	9.05
tblVehicleEF	LHD1	603.73	667.72

tblVehicleEF	LHD1	33.13	12.42
tblVehicleEF	LHD1	0.08	0.06
tblVehicleEF	LHD1	1.24	0.80
tblVehicleEF	LHD1	8.6000e-004	7.5600e-004
tblVehicleEF	LHD1	0.01	9.6460e-003
tblVehicleEF	LHD1	0.01	7.2150e-003
tblVehicleEF	LHD1	9.1700e-004	2.5500e-004
tblVehicleEF	LHD1	8.2300e-004	7.2300e-004
tblVehicleEF	LHD1	2.5110e-003	2.4120e-003
tblVehicleEF	LHD1	9.9290e-003	6.8770e-003
tblVehicleEF	LHD1	8.4300e-004	2.3500e-004
tblVehicleEF	LHD1	2.9400e-003	2.3610e-003
tblVehicleEF	LHD1	0.11	0.08
tblVehicleEF	LHD1	0.02	0.02
tblVehicleEF	LHD1	1.8110e-003	1.4460e-003
tblVehicleEF	LHD1	0.06	0.05
tblVehicleEF	LHD1	0.30	0.50
tblVehicleEF	LHD1	0.27	0.08
tblVehicleEF	LHD1	9.1000e-005	8.8000e-005
tblVehicleEF	LHD1	5.9280e-003	6.5210e-003
tblVehicleEF	LHD1	3.8000e-004	1.2300e-004
tblVehicleEF	LHD1	2.9400e-003	2.3610e-003
tblVehicleEF	LHD1	0.11	0.08
tblVehicleEF	LHD1	0.02	0.03
tblVehicleEF	LHD1	1.8110e-003	1.4460e-003
tblVehicleEF	LHD1	0.08	0.06
tblVehicleEF	LHD1	0.30	0.50

tblVehicleEF	LHD1	0.29	0.09
tblVehicleEF	LHD2	4.2890e-003	4.2530e-003
tblVehicleEF	LHD2	4.2710e-003	3.6630e-003
tblVehicleEF	LHD2	9.4470e-003	0.01
tblVehicleEF	LHD2	0.13	0.16
tblVehicleEF	LHD2	0.36	0.41
tblVehicleEF	LHD2	1.38	0.76
tblVehicleEF	LHD2	13.67	13.61
tblVehicleEF	LHD2	619.08	679.10
tblVehicleEF	LHD2	28.46	10.01
tblVehicleEF	LHD2	0.10	0.09
tblVehicleEF	LHD2	0.87	0.94
tblVehicleEF	LHD2	1.1890e-003	1.1970e-003
tblVehicleEF	LHD2	0.01	0.01
tblVehicleEF	LHD2	9.7400e-003	0.01
tblVehicleEF	LHD2	4.6100e-004	1.4900e-004
tblVehicleEF	LHD2	1.1370e-003	1.1460e-003
tblVehicleEF	LHD2	2.6460e-003	2.6120e-003
tblVehicleEF	LHD2	9.3060e-003	9.6640e-003
tblVehicleEF	LHD2	4.2300e-004	1.3700e-004
tblVehicleEF	LHD2	1.1610e-003	1.4570e-003
tblVehicleEF	LHD2	0.04	0.05
tblVehicleEF	LHD2	0.02	0.02
tblVehicleEF	LHD2	7.7900e-004	9.3400e-004
tblVehicleEF	LHD2	0.05	0.05
tblVehicleEF	LHD2	0.09	0.30
tblVehicleEF	LHD2	0.13	0.06

tblVehicleEF	LHD2	1.3400e-004	1.3100e-004
tblVehicleEF	LHD2	6.0340e-003	6.5780e-003
tblVehicleEF	LHD2	3.1000e-004	9.9000e-005
tblVehicleEF	LHD2	1.1610e-003	1.4570e-003
tblVehicleEF	LHD2	0.04	0.05
tblVehicleEF	LHD2	0.02	0.03
tblVehicleEF	LHD2	7.7900e-004	9.3400e-004
tblVehicleEF	LHD2	0.05	0.06
tblVehicleEF	LHD2	0.09	0.30
tblVehicleEF	LHD2	0.14	0.06
tblVehicleEF	LHD2	4.2890e-003	4.2620e-003
tblVehicleEF	LHD2	4.3220e-003	3.7010e-003
tblVehicleEF	LHD2	9.1410e-003	0.01
tblVehicleEF	LHD2	0.13	0.16
tblVehicleEF	LHD2	0.37	0.41
tblVehicleEF	LHD2	1.32	0.73
tblVehicleEF	LHD2	13.67	13.61
tblVehicleEF	LHD2	619.08	679.11
tblVehicleEF	LHD2	28.46	9.96
tblVehicleEF	LHD2	0.10	0.09
tblVehicleEF	LHD2	0.82	0.88
tblVehicleEF	LHD2	1.1890e-003	1.1970e-003
tblVehicleEF	LHD2	0.01	0.01
tblVehicleEF	LHD2	9.7400e-003	0.01
tblVehicleEF	LHD2	4.6100e-004	1.4900e-004
tblVehicleEF	LHD2	1.1370e-003	1.1460e-003
tblVehicleEF	LHD2	2.6460e-003	2.6120e-003

tblVehicleEF	LHD2	9.3060e-003	9.6640e-003
tblVehicleEF	LHD2	4.2300e-004	1.3700e-004
tblVehicleEF	LHD2	1.6270e-003	2.0410e-003
tblVehicleEF	LHD2	0.04	0.05
tblVehicleEF	LHD2	0.02	0.02
tblVehicleEF	LHD2	1.0610e-003	1.2770e-003
tblVehicleEF	LHD2	0.05	0.05
tblVehicleEF	LHD2	0.08	0.29
tblVehicleEF	LHD2	0.12	0.05
tblVehicleEF	LHD2	1.3400e-004	1.3100e-004
tblVehicleEF	LHD2	6.0340e-003	6.5780e-003
tblVehicleEF	LHD2	3.0900e-004	9.9000e-005
tblVehicleEF	LHD2	1.6270e-003	2.0410e-003
tblVehicleEF	LHD2	0.04	0.05
tblVehicleEF	LHD2	0.02	0.03
tblVehicleEF	LHD2	1.0610e-003	1.2770e-003
tblVehicleEF	LHD2	0.05	0.06
tblVehicleEF	LHD2	0.08	0.29
tblVehicleEF	LHD2	0.13	0.06
tblVehicleEF	LHD2	4.2890e-003	4.2510e-003
tblVehicleEF	LHD2	4.2570e-003	3.6530e-003
tblVehicleEF	LHD2	9.5090e-003	0.01
tblVehicleEF	LHD2	0.13	0.16
tblVehicleEF	LHD2	0.36	0.41
tblVehicleEF	LHD2	1.38	0.76
tblVehicleEF	LHD2	13.67	13.61
tblVehicleEF	LHD2	619.08	679.10

tblVehicleEF	LHD2	28.46	10.02
tblVehicleEF	LHD2	0.10	0.09
tblVehicleEF	LHD2	0.85	0.92
tblVehicleEF	LHD2	1.1890e-003	1.1970e-003
tblVehicleEF	LHD2	0.01	0.01
tblVehicleEF	LHD2	9.7400e-003	0.01
tblVehicleEF	LHD2	4.6100e-004	1.4900e-004
tblVehicleEF	LHD2	1.1370e-003	1.1460e-003
tblVehicleEF	LHD2	2.6460e-003	2.6120e-003
tblVehicleEF	LHD2	9.3060e-003	9.6640e-003
tblVehicleEF	LHD2	4.2300e-004	1.3700e-004
tblVehicleEF	LHD2	1.1810e-003	1.5020e-003
tblVehicleEF	LHD2	0.04	0.06
tblVehicleEF	LHD2	0.02	0.02
tblVehicleEF	LHD2	7.7800e-004	9.3300e-004
tblVehicleEF	LHD2	0.05	0.05
tblVehicleEF	LHD2	0.10	0.33
tblVehicleEF	LHD2	0.13	0.06
tblVehicleEF	LHD2	1.3400e-004	1.3100e-004
tblVehicleEF	LHD2	6.0340e-003	6.5780e-003
tblVehicleEF	LHD2	3.1000e-004	9.9000e-005
tblVehicleEF	LHD2	1.1810e-003	1.5020e-003
tblVehicleEF	LHD2	0.04	0.06
tblVehicleEF	LHD2	0.02	0.03
tblVehicleEF	LHD2	7.7800e-004	9.3300e-004
tblVehicleEF	LHD2	0.05	0.06
tblVehicleEF	LHD2	0.10	0.33

tblVehicleEF	LHD2	0.14	0.06
tblVehicleEF	MCY	0.48	0.35
tblVehicleEF	MCY	0.15	0.24
tblVehicleEF	MCY	18.61	18.90
tblVehicleEF	MCY	9.56	8.43
tblVehicleEF	MCY	177.57	214.49
tblVehicleEF	MCY	45.30	60.11
tblVehicleEF	MCY	1.12	1.12
tblVehicleEF	MCY	2.1370e-003	2.1160e-003
tblVehicleEF	MCY	3.9240e-003	3.2680e-003
tblVehicleEF	MCY	1.9990e-003	1.9800e-003
tblVehicleEF	MCY	3.7000e-003	3.0810e-003
tblVehicleEF	MCY	1.13	1.16
tblVehicleEF	MCY	0.69	0.72
tblVehicleEF	MCY	0.71	0.72
tblVehicleEF	MCY	2.38	2.40
tblVehicleEF	MCY	0.65	2.07
tblVehicleEF	MCY	2.05	1.82
tblVehicleEF	MCY	2.1510e-003	2.1230e-003
tblVehicleEF	MCY	6.7000e-004	5.9500e-004
tblVehicleEF	MCY	1.13	1.16
tblVehicleEF	MCY	0.69	0.72
tblVehicleEF	MCY	0.71	0.72
tblVehicleEF	MCY	2.95	2.97
tblVehicleEF	MCY	0.65	2.07
tblVehicleEF	MCY	2.24	1.98
tblVehicleEF	MCY	0.47	0.35

tblVehicleEF	MCY	0.14	0.21
tblVehicleEF	MCY	17.91	18.17
tblVehicleEF	MCY	8.81	7.74
tblVehicleEF	MCY	177.57	213.12
tblVehicleEF	MCY	45.30	58.36
tblVehicleEF	MCY	0.98	0.98
tblVehicleEF	MCY	2.1370e-003	2.1160e-003
tblVehicleEF	MCY	3.9240e-003	3.2680e-003
tblVehicleEF	MCY	1.9990e-003	1.9800e-003
tblVehicleEF	MCY	3.7000e-003	3.0810e-003
tblVehicleEF	MCY	1.71	1.74
tblVehicleEF	MCY	0.73	0.76
tblVehicleEF	MCY	1.12	1.14
tblVehicleEF	MCY	2.33	2.34
tblVehicleEF	MCY	0.61	1.94
tblVehicleEF	MCY	1.85	1.62
tblVehicleEF	MCY	2.1380e-003	2.1090e-003
tblVehicleEF	MCY	6.5100e-004	5.7700e-004
tblVehicleEF	MCY	1.71	1.74
tblVehicleEF	MCY	0.73	0.76
tblVehicleEF	MCY	1.12	1.14
tblVehicleEF	MCY	2.89	2.90
tblVehicleEF	MCY	0.61	1.94
tblVehicleEF	MCY	2.01	1.77
tblVehicleEF	MCY	0.48	0.35
tblVehicleEF	MCY	0.15	0.24
tblVehicleEF	MCY	18.72	19.01

tblVehicleEF	MCY	9.67	8.55
tblVehicleEF	MCY	177.57	214.70
tblVehicleEF	MCY	45.30	60.42
tblVehicleEF	MCY	1.09	1.09
tblVehicleEF	MCY	2.1370e-003	2.1160e-003
tblVehicleEF	MCY	3.9240e-003	3.2680e-003
tblVehicleEF	MCY	1.9990e-003	1.9800e-003
tblVehicleEF	MCY	3.7000e-003	3.0810e-003
tblVehicleEF	MCY	1.26	1.28
tblVehicleEF	MCY	0.89	0.92
tblVehicleEF	MCY	0.75	0.76
tblVehicleEF	MCY	2.39	2.41
tblVehicleEF	MCY	0.75	2.38
tblVehicleEF	MCY	2.09	1.86
tblVehicleEF	MCY	2.1530e-003	2.1250e-003
tblVehicleEF	MCY	6.7300e-004	5.9800e-004
tblVehicleEF	MCY	1.26	1.28
tblVehicleEF	MCY	0.89	0.92
tblVehicleEF	MCY	0.75	0.76
tblVehicleEF	MCY	2.97	2.98
tblVehicleEF	MCY	0.75	2.38
tblVehicleEF	MCY	2.28	2.02
tblVehicleEF	MDV	0.01	5.6010e-003
tblVehicleEF	MDV	0.01	0.08
tblVehicleEF	MDV	1.26	1.12
tblVehicleEF	MDV	2.62	3.12
tblVehicleEF	MDV	500.02	420.73

tblVehicleEF	MDV	108.15	86.72
tblVehicleEF	MDV	0.14	0.10
tblVehicleEF	MDV	1.9190e-003	1.7850e-003
tblVehicleEF	MDV	2.3090e-003	1.9840e-003
tblVehicleEF	MDV	1.7700e-003	1.6470e-003
tblVehicleEF	MDV	2.1250e-003	1.8250e-003
tblVehicleEF	MDV	0.07	0.08
tblVehicleEF	MDV	0.16	0.14
tblVehicleEF	MDV	0.07	0.09
tblVehicleEF	MDV	0.03	0.02
tblVehicleEF	MDV	0.10	0.42
tblVehicleEF	MDV	0.20	0.41
tblVehicleEF	MDV	5.0080e-003	4.1600e-003
tblVehicleEF	MDV	1.1270e-003	8.5800e-004
tblVehicleEF	MDV	0.07	0.08
tblVehicleEF	MDV	0.16	0.14
tblVehicleEF	MDV	0.07	0.09
tblVehicleEF	MDV	0.04	0.03
tblVehicleEF	MDV	0.10	0.42
tblVehicleEF	MDV	0.22	0.45
tblVehicleEF	MDV	0.01	5.9080e-003
tblVehicleEF	MDV	0.01	0.08
tblVehicleEF	MDV	1.36	1.20
tblVehicleEF	MDV	2.27	2.69
tblVehicleEF	MDV	519.96	432.28
tblVehicleEF	MDV	108.15	85.89
tblVehicleEF	MDV	0.12	0.09

tblVehicleEF	MDV	1.9190e-003	1.7850e-003
tblVehicleEF	MDV	2.3090e-003	1.9840e-003
tblVehicleEF	MDV	1.7700e-003	1.6470e-003
tblVehicleEF	MDV	2.1250e-003	1.8250e-003
tblVehicleEF	MDV	0.10	0.12
tblVehicleEF	MDV	0.16	0.14
tblVehicleEF	MDV	0.10	0.12
tblVehicleEF	MDV	0.03	0.03
tblVehicleEF	MDV	0.09	0.39
tblVehicleEF	MDV	0.18	0.37
tblVehicleEF	MDV	5.2090e-003	4.2740e-003
tblVehicleEF	MDV	1.1210e-003	8.5000e-004
tblVehicleEF	MDV	0.10	0.12
tblVehicleEF	MDV	0.16	0.14
tblVehicleEF	MDV	0.10	0.12
tblVehicleEF	MDV	0.05	0.04
tblVehicleEF	MDV	0.09	0.39
tblVehicleEF	MDV	0.20	0.40
tblVehicleEF	MDV	0.01	5.5000e-003
tblVehicleEF	MDV	0.02	0.09
tblVehicleEF	MDV	1.23	1.08
tblVehicleEF	MDV	2.69	3.21
tblVehicleEF	MDV	492.66	416.47
tblVehicleEF	MDV	108.15	86.90
tblVehicleEF	MDV	0.13	0.10
tblVehicleEF	MDV	1.9190e-003	1.7850e-003
tblVehicleEF	MDV	2.3090e-003	1.9840e-003

tblVehicleEF	MDV	1.7700e-003	1.6470e-003
tblVehicleEF	MDV	2.1250e-003	1.8250e-003
tblVehicleEF	MDV	0.06	0.08
tblVehicleEF	MDV	0.17	0.15
tblVehicleEF	MDV	0.07	0.09
tblVehicleEF	MDV	0.03	0.02
tblVehicleEF	MDV	0.11	0.49
tblVehicleEF	MDV	0.20	0.42
tblVehicleEF	MDV	4.9340e-003	4.1170e-003
tblVehicleEF	MDV	1.1290e-003	8.6000e-004
tblVehicleEF	MDV	0.06	0.08
tblVehicleEF	MDV	0.17	0.15
tblVehicleEF	MDV	0.07	0.09
tblVehicleEF	MDV	0.04	0.03
tblVehicleEF	MDV	0.11	0.49
tblVehicleEF	MDV	0.22	0.46
tblVehicleEF	MH	0.03	3.3600e-003
tblVehicleEF	MH	0.02	0.00
tblVehicleEF	MH	2.15	0.31
tblVehicleEF	MH	5.50	0.00
tblVehicleEF	MH	1,108.90	981.53
tblVehicleEF	MH	57.43	0.00
tblVehicleEF	MH	1.43	3.91
tblVehicleEF	MH	0.01	0.02
tblVehicleEF	MH	0.03	0.10
tblVehicleEF	MH	1.0490e-003	0.00
tblVehicleEF	MH	3.2420e-003	4.0000e-003

tblVehicleEF	MH	0.03	0.09
tblVehicleEF	MH	9.6500e-004	0.00
tblVehicleEF	MH	0.95	0.00
tblVehicleEF	MH	0.07	0.00
tblVehicleEF	MH	0.41	0.00
tblVehicleEF	MH	0.09	0.07
tblVehicleEF	MH	0.02	0.00
tblVehicleEF	MH	0.32	0.00
tblVehicleEF	MH	0.01	9.2790e-003
tblVehicleEF	MH	6.7000e-004	0.00
tblVehicleEF	MH	0.95	0.00
tblVehicleEF	MH	0.07	0.00
tblVehicleEF	MH	0.41	0.00
tblVehicleEF	MH	0.12	0.08
tblVehicleEF	MH	0.02	0.00
tblVehicleEF	MH	0.35	0.00
tblVehicleEF	MH	0.03	3.3600e-003
tblVehicleEF	MH	0.02	0.00
tblVehicleEF	MH	2.21	0.31
tblVehicleEF	MH	5.21	0.00
tblVehicleEF	MH	1,108.90	981.53
tblVehicleEF	MH	57.43	0.00
tblVehicleEF	MH	1.33	3.70
tblVehicleEF	MH	0.01	0.02
tblVehicleEF	MH	0.03	0.10
tblVehicleEF	MH	1.0490e-003	0.00
tblVehicleEF	MH	3.2420e-003	4.0000e-003

tblVehicleEF	MH	0.03	0.09
tblVehicleEF	MH	9.6500e-004	0.00
tblVehicleEF	MH	1.28	0.00
tblVehicleEF	MH	0.07	0.00
tblVehicleEF	MH	0.56	0.00
tblVehicleEF	MH	0.09	0.07
tblVehicleEF	MH	0.02	0.00
tblVehicleEF	MH	0.31	0.00
tblVehicleEF	MH	0.01	9.2790e-003
tblVehicleEF	MH	6.6500e-004	0.00
tblVehicleEF	MH	1.28	0.00
tblVehicleEF	MH	0.07	0.00
tblVehicleEF	MH	0.56	0.00
tblVehicleEF	MH	0.12	0.08
tblVehicleEF	MH	0.02	0.00
tblVehicleEF	MH	0.34	0.00
tblVehicleEF	MH	0.03	3.3600e-003
tblVehicleEF	MH	0.02	0.00
tblVehicleEF	MH	2.13	0.31
tblVehicleEF	MH	5.54	0.00
tblVehicleEF	MH	1,108.90	981.53
tblVehicleEF	MH	57.43	0.00
tblVehicleEF	MH	1.40	3.84
tblVehicleEF	MH	0.01	0.02
tblVehicleEF	MH	0.03	0.10
tblVehicleEF	MH	1.0490e-003	0.00
tblVehicleEF	MH	3.2420e-003	4.0000e-003

tblVehicleEF	MH	0.03	0.09
tblVehicleEF	MH	9.6500e-004	0.00
tblVehicleEF	MH	1.05	0.00
tblVehicleEF	MH	0.08	0.00
tblVehicleEF	MH	0.43	0.00
tblVehicleEF	MH	0.09	0.07
tblVehicleEF	MH	0.02	0.00
tblVehicleEF	MH	0.32	0.00
tblVehicleEF	MH	0.01	9.2790e-003
tblVehicleEF	MH	6.7100e-004	0.00
tblVehicleEF	MH	1.05	0.00
tblVehicleEF	MH	0.08	0.00
tblVehicleEF	MH	0.43	0.00
tblVehicleEF	MH	0.12	0.08
tblVehicleEF	MH	0.02	0.00
tblVehicleEF	MH	0.35	0.00
tblVehicleEF	MHD	0.02	4.9130e-003
tblVehicleEF	MHD	4.2090e-003	5.6110e-003
tblVehicleEF	MHD	0.05	0.01
tblVehicleEF	MHD	0.36	0.39
tblVehicleEF	MHD	0.33	0.51
tblVehicleEF	MHD	6.12	1.31
tblVehicleEF	MHD	141.40	56.75
tblVehicleEF	MHD	1,144.82	1,086.34
tblVehicleEF	MHD	60.68	12.86
tblVehicleEF	MHD	0.54	0.43
tblVehicleEF	MHD	1.18	1.96

tblVehicleEF	MHD	2.3000e-004	1.4510e-003
tblVehicleEF	MHD	5.5730e-003	0.05
tblVehicleEF	MHD	7.9300e-004	1.1900e-004
tblVehicleEF	MHD	2.2000e-004	1.3880e-003
tblVehicleEF	MHD	5.3290e-003	0.05
tblVehicleEF	MHD	7.2900e-004	1.0900e-004
tblVehicleEF	MHD	1.1360e-003	4.8700e-004
tblVehicleEF	MHD	0.04	0.02
tblVehicleEF	MHD	0.03	0.02
tblVehicleEF	MHD	7.3800e-004	3.2900e-004
tblVehicleEF	MHD	0.04	0.09
tblVehicleEF	MHD	0.02	0.10
tblVehicleEF	MHD	0.38	0.06
tblVehicleEF	MHD	1.3610e-003	5.4000e-004
tblVehicleEF	MHD	0.01	0.01
tblVehicleEF	MHD	7.1400e-004	1.2700e-004
tblVehicleEF	MHD	1.1360e-003	4.8700e-004
tblVehicleEF	MHD	0.04	0.02
tblVehicleEF	MHD	0.04	0.03
tblVehicleEF	MHD	7.3800e-004	3.2900e-004
tblVehicleEF	MHD	0.05	0.11
tblVehicleEF	MHD	0.02	0.10
tblVehicleEF	MHD	0.41	0.07
tblVehicleEF	MHD	0.02	4.6520e-003
tblVehicleEF	MHD	4.2610e-003	5.6470e-003
tblVehicleEF	MHD	0.05	0.01
tblVehicleEF	MHD	0.26	0.31

tblVehicleEF	MHD	0.34	0.51
tblVehicleEF	MHD	5.83	1.25
tblVehicleEF	MHD	149.77	57.73
tblVehicleEF	MHD	1,144.82	1,086.35
tblVehicleEF	MHD	60.68	12.75
tblVehicleEF	MHD	0.56	0.43
tblVehicleEF	MHD	1.12	1.85
tblVehicleEF	MHD	1.9400e-004	1.2250e-003
tblVehicleEF	MHD	5.5730e-003	0.05
tblVehicleEF	MHD	7.9300e-004	1.1900e-004
tblVehicleEF	MHD	1.8500e-004	1.1720e-003
tblVehicleEF	MHD	5.3290e-003	0.05
tblVehicleEF	MHD	7.2900e-004	1.0900e-004
tblVehicleEF	MHD	1.6040e-003	6.8900e-004
tblVehicleEF	MHD	0.05	0.02
tblVehicleEF	MHD	0.02	0.02
tblVehicleEF	MHD	1.0240e-003	4.5600e-004
tblVehicleEF	MHD	0.04	0.09
tblVehicleEF	MHD	0.02	0.09
tblVehicleEF	MHD	0.36	0.06
tblVehicleEF	MHD	1.4400e-003	5.5000e-004
tblVehicleEF	MHD	0.01	0.01
tblVehicleEF	MHD	7.0900e-004	1.2600e-004
tblVehicleEF	MHD	1.6040e-003	6.8900e-004
tblVehicleEF	MHD	0.05	0.02
tblVehicleEF	MHD	0.03	0.03
tblVehicleEF	MHD	1.0240e-003	4.5600e-004

tblVehicleEF	MHD	0.05	0.11
tblVehicleEF	MHD	0.02	0.09
tblVehicleEF	MHD	0.40	0.06
tblVehicleEF	MHD	0.02	5.2900e-003
tblVehicleEF	MHD	4.1930e-003	5.5990e-003
tblVehicleEF	MHD	0.05	0.01
tblVehicleEF	MHD	0.50	0.50
tblVehicleEF	MHD	0.33	0.51
tblVehicleEF	MHD	6.17	1.32
tblVehicleEF	MHD	129.83	55.39
tblVehicleEF	MHD	1,144.82	1,086.34
tblVehicleEF	MHD	60.68	12.88
tblVehicleEF	MHD	0.52	0.42
tblVehicleEF	MHD	1.16	1.92
tblVehicleEF	MHD	2.8000e-004	1.7620e-003
tblVehicleEF	MHD	5.5730e-003	0.05
tblVehicleEF	MHD	7.9300e-004	1.1900e-004
tblVehicleEF	MHD	2.6800e-004	1.6860e-003
tblVehicleEF	MHD	5.3290e-003	0.05
tblVehicleEF	MHD	7.2900e-004	1.0900e-004
tblVehicleEF	MHD	1.1820e-003	4.9800e-004
tblVehicleEF	MHD	0.05	0.02
tblVehicleEF	MHD	0.03	0.03
tblVehicleEF	MHD	7.5300e-004	3.3100e-004
tblVehicleEF	MHD	0.04	0.09
tblVehicleEF	MHD	0.02	0.11
tblVehicleEF	MHD	0.38	0.06

tblVehicleEF	MHD	1.2520e-003	5.2700e-004
tblVehicleEF	MHD	0.01	0.01
tblVehicleEF	MHD	7.1500e-004	1.2700e-004
tblVehicleEF	MHD	1.1820e-003	4.9800e-004
tblVehicleEF	MHD	0.05	0.02
tblVehicleEF	MHD	0.04	0.03
tblVehicleEF	MHD	7.5300e-004	3.3100e-004
tblVehicleEF	MHD	0.05	0.11
tblVehicleEF	MHD	0.02	0.11
tblVehicleEF	MHD	0.42	0.07
tblVehicleEF	OBUS	0.01	9.0600e-003
tblVehicleEF	OBUS	8.4360e-003	9.3580e-003
tblVehicleEF	OBUS	0.03	0.02
tblVehicleEF	OBUS	0.28	0.55
tblVehicleEF	OBUS	0.58	1.01
tblVehicleEF	OBUS	5.60	2.44
tblVehicleEF	OBUS	84.68	84.33
tblVehicleEF	OBUS	1,226.51	1,422.10
tblVehicleEF	OBUS	69.78	20.28
tblVehicleEF	OBUS	0.42	0.52
tblVehicleEF	OBUS	1.44	1.85
tblVehicleEF	OBUS	1.4500e-004	2.0430e-003
tblVehicleEF	OBUS	7.3790e-003	0.04
tblVehicleEF	OBUS	8.3400e-004	1.9500e-004
tblVehicleEF	OBUS	1.3900e-004	1.9550e-003
tblVehicleEF	OBUS	7.0420e-003	0.03
tblVehicleEF	OBUS	7.6700e-004	1.7900e-004

tblVehicleEF	OBUS	1.4250e-003	1.8490e-003
tblVehicleEF	OBUS	0.02	0.02
tblVehicleEF	OBUS	0.04	0.06
tblVehicleEF	OBUS	7.6500e-004	9.7800e-004
tblVehicleEF	OBUS	0.06	0.10
tblVehicleEF	OBUS	0.04	0.23
tblVehicleEF	OBUS	0.35	0.12
tblVehicleEF	OBUS	8.2000e-004	8.0300e-004
tblVehicleEF	OBUS	0.01	0.01
tblVehicleEF	OBUS	7.9600e-004	2.0100e-004
tblVehicleEF	OBUS	1.4250e-003	1.8490e-003
tblVehicleEF	OBUS	0.02	0.02
tblVehicleEF	OBUS	0.05	0.08
tblVehicleEF	OBUS	7.6500e-004	9.7800e-004
tblVehicleEF	OBUS	0.07	0.12
tblVehicleEF	OBUS	0.04	0.23
tblVehicleEF	OBUS	0.39	0.13
tblVehicleEF	OBUS	0.01	9.0790e-003
tblVehicleEF	OBUS	8.5800e-003	9.4940e-003
tblVehicleEF	OBUS	0.03	0.02
tblVehicleEF	OBUS	0.26	0.53
tblVehicleEF	OBUS	0.58	1.02
tblVehicleEF	OBUS	5.31	2.31
tblVehicleEF	OBUS	88.70	84.93
tblVehicleEF	OBUS	1,226.51	1,422.12
tblVehicleEF	OBUS	69.78	20.06
tblVehicleEF	OBUS	0.43	0.52

tblVehicleEF	OBUS	1.35	1.74
tblVehicleEF	OBUS	1.2200e-004	1.7270e-003
tblVehicleEF	OBUS	7.3790e-003	0.04
tblVehicleEF	OBUS	8.3400e-004	1.9500e-004
tblVehicleEF	OBUS	1.1700e-004	1.6520e-003
tblVehicleEF	OBUS	7.0420e-003	0.03
tblVehicleEF	OBUS	7.6700e-004	1.7900e-004
tblVehicleEF	OBUS	1.9610e-003	2.5310e-003
tblVehicleEF	OBUS	0.02	0.02
tblVehicleEF	OBUS	0.04	0.06
tblVehicleEF	OBUS	1.0530e-003	1.3340e-003
tblVehicleEF	OBUS	0.06	0.10
tblVehicleEF	OBUS	0.04	0.22
tblVehicleEF	OBUS	0.34	0.11
tblVehicleEF	OBUS	8.5900e-004	8.0900e-004
tblVehicleEF	OBUS	0.01	0.01
tblVehicleEF	OBUS	7.9100e-004	1.9900e-004
tblVehicleEF	OBUS	1.9610e-003	2.5310e-003
tblVehicleEF	OBUS	0.02	0.02
tblVehicleEF	OBUS	0.05	0.08
tblVehicleEF	OBUS	1.0530e-003	1.3340e-003
tblVehicleEF	OBUS	0.07	0.12
tblVehicleEF	OBUS	0.04	0.22
tblVehicleEF	OBUS	0.37	0.13
tblVehicleEF	OBUS	0.01	9.0540e-003
tblVehicleEF	OBUS	8.3930e-003	9.3190e-003
tblVehicleEF	OBUS	0.03	0.02

tblVehicleEF	OBUS	0.29	0.59
tblVehicleEF	OBUS	0.57	1.00
tblVehicleEF	OBUS	5.64	2.46
tblVehicleEF	OBUS	79.14	83.50
tblVehicleEF	OBUS	1,226.51	1,422.09
tblVehicleEF	OBUS	69.78	20.31
tblVehicleEF	OBUS	0.40	0.52
tblVehicleEF	OBUS	1.41	1.81
tblVehicleEF	OBUS	1.7600e-004	2.4810e-003
tblVehicleEF	OBUS	7.3790e-003	0.04
tblVehicleEF	OBUS	8.3400e-004	1.9500e-004
tblVehicleEF	OBUS	1.6900e-004	2.3730e-003
tblVehicleEF	OBUS	7.0420e-003	0.03
tblVehicleEF	OBUS	7.6700e-004	1.7900e-004
tblVehicleEF	OBUS	1.4580e-003	1.9070e-003
tblVehicleEF	OBUS	0.02	0.02
tblVehicleEF	OBUS	0.04	0.06
tblVehicleEF	OBUS	7.6200e-004	9.8200e-004
tblVehicleEF	OBUS	0.06	0.10
tblVehicleEF	OBUS	0.04	0.24
tblVehicleEF	OBUS	0.36	0.12
tblVehicleEF	OBUS	7.6700e-004	7.9500e-004
tblVehicleEF	OBUS	0.01	0.01
tblVehicleEF	OBUS	7.9700e-004	2.0100e-004
tblVehicleEF	OBUS	1.4580e-003	1.9070e-003
tblVehicleEF	OBUS	0.02	0.02
tblVehicleEF	OBUS	0.05	0.08

tblVehicleEF	OBUS	7.6200e-004	9.8200e-004
tblVehicleEF	OBUS	0.07	0.12
tblVehicleEF	OBUS	0.04	0.24
tblVehicleEF	OBUS	0.39	0.13
tblVehicleEF	SBUS	0.87	0.07
tblVehicleEF	SBUS	0.02	0.01
tblVehicleEF	SBUS	0.09	7.1320e-003
tblVehicleEF	SBUS	8.16	2.80
tblVehicleEF	SBUS	1.19	1.03
tblVehicleEF	SBUS	9.61	1.02
tblVehicleEF	SBUS	1,131.05	356.18
tblVehicleEF	SBUS	1,090.69	1,128.82
tblVehicleEF	SBUS	54.18	5.79
tblVehicleEF	SBUS	9.79	3.82
tblVehicleEF	SBUS	4.65	6.33
tblVehicleEF	SBUS	0.01	6.3360e-003
tblVehicleEF	SBUS	0.01	0.01
tblVehicleEF	SBUS	0.03	0.04
tblVehicleEF	SBUS	9.3500e-004	6.5000e-005
tblVehicleEF	SBUS	0.01	6.0620e-003
tblVehicleEF	SBUS	2.6810e-003	2.6580e-003
tblVehicleEF	SBUS	0.02	0.04
tblVehicleEF	SBUS	8.6000e-004	6.0000e-005
tblVehicleEF	SBUS	3.6480e-003	1.1350e-003
tblVehicleEF	SBUS	0.04	0.01
tblVehicleEF	SBUS	0.98	0.34
tblVehicleEF	SBUS	1.9360e-003	5.7500e-004

tblVehicleEF	SBUS	0.13	0.14
tblVehicleEF	SBUS	0.02	0.07
tblVehicleEF	SBUS	0.51	0.04
tblVehicleEF	SBUS	0.01	3.4000e-003
tblVehicleEF	SBUS	0.01	0.01
tblVehicleEF	SBUS	7.0800e-004	5.7000e-005
tblVehicleEF	SBUS	3.6480e-003	1.1350e-003
tblVehicleEF	SBUS	0.04	0.01
tblVehicleEF	SBUS	1.42	0.48
tblVehicleEF	SBUS	1.9360e-003	5.7500e-004
tblVehicleEF	SBUS	0.16	0.17
tblVehicleEF	SBUS	0.02	0.07
tblVehicleEF	SBUS	0.56	0.05
tblVehicleEF	SBUS	0.87	0.07
tblVehicleEF	SBUS	0.02	0.01
tblVehicleEF	SBUS	0.08	6.4080e-003
tblVehicleEF	SBUS	8.04	2.75
tblVehicleEF	SBUS	1.21	1.05
tblVehicleEF	SBUS	7.94	0.84
tblVehicleEF	SBUS	1,182.37	367.48
tblVehicleEF	SBUS	1,090.69	1,128.85
tblVehicleEF	SBUS	54.18	5.50
tblVehicleEF	SBUS	10.10	3.93
tblVehicleEF	SBUS	4.39	5.98
tblVehicleEF	SBUS	8.9100e-003	5.3460e-003
tblVehicleEF	SBUS	0.01	0.01
tblVehicleEF	SBUS	0.03	0.04

tblVehicleEF	SBUS	9.3500e-004	6.5000e-005
tblVehicleEF	SBUS	8.5240e-003	5.1150e-003
tblVehicleEF	SBUS	2.6810e-003	2.6580e-003
tblVehicleEF	SBUS	0.02	0.04
tblVehicleEF	SBUS	8.6000e-004	6.0000e-005
tblVehicleEF	SBUS	4.9860e-003	1.5480e-003
tblVehicleEF	SBUS	0.04	0.01
tblVehicleEF	SBUS	0.98	0.34
tblVehicleEF	SBUS	2.6570e-003	7.8500e-004
tblVehicleEF	SBUS	0.13	0.14
tblVehicleEF	SBUS	0.01	0.06
tblVehicleEF	SBUS	0.46	0.04
tblVehicleEF	SBUS	0.01	3.5060e-003
tblVehicleEF	SBUS	0.01	0.01
tblVehicleEF	SBUS	6.8100e-004	5.4000e-005
tblVehicleEF	SBUS	4.9860e-003	1.5480e-003
tblVehicleEF	SBUS	0.04	0.01
tblVehicleEF	SBUS	1.42	0.48
tblVehicleEF	SBUS	2.6570e-003	7.8500e-004
tblVehicleEF	SBUS	0.16	0.17
tblVehicleEF	SBUS	0.01	0.06
tblVehicleEF	SBUS	0.50	0.04
tblVehicleEF	SBUS	0.87	0.07
tblVehicleEF	SBUS	0.02	0.01
tblVehicleEF	SBUS	0.09	7.2360e-003
tblVehicleEF	SBUS	8.33	2.86
tblVehicleEF	SBUS	1.18	1.03

tblVehicleEF	SBUS	9.77	1.03
tblVehicleEF	SBUS	1,060.18	340.58
tblVehicleEF	SBUS	1,090.69	1,128.81
tblVehicleEF	SBUS	54.18	5.82
tblVehicleEF	SBUS	9.36	3.67
tblVehicleEF	SBUS	4.57	6.22
tblVehicleEF	SBUS	0.01	7.7020e-003
tblVehicleEF	SBUS	0.01	0.01
tblVehicleEF	SBUS	0.03	0.04
tblVehicleEF	SBUS	9.3500e-004	6.5000e-005
tblVehicleEF	SBUS	0.01	7.3690e-003
tblVehicleEF	SBUS	2.6810e-003	2.6580e-003
tblVehicleEF	SBUS	0.02	0.04
tblVehicleEF	SBUS	8.6000e-004	6.0000e-005
tblVehicleEF	SBUS	3.6990e-003	1.1730e-003
tblVehicleEF	SBUS	0.04	0.01
tblVehicleEF	SBUS	0.99	0.34
tblVehicleEF	SBUS	1.8970e-003	5.6800e-004
tblVehicleEF	SBUS	0.13	0.14
tblVehicleEF	SBUS	0.02	0.09
tblVehicleEF	SBUS	0.51	0.04
tblVehicleEF	SBUS	0.01	3.2520e-003
tblVehicleEF	SBUS	0.01	0.01
tblVehicleEF	SBUS	7.1100e-004	5.8000e-005
tblVehicleEF	SBUS	3.6990e-003	1.1730e-003
tblVehicleEF	SBUS	0.04	0.01
tblVehicleEF	SBUS	1.42	0.48

tblVehicleEF	SBUS	1.8970e-003	5.6800e-004
tblVehicleEF	SBUS	0.16	0.17
tblVehicleEF	SBUS	0.02	0.09
tblVehicleEF	SBUS	0.56	0.05
tblVehicleEF	UBUS	1.93	7.28
tblVehicleEF	UBUS	0.07	0.03
tblVehicleEF	UBUS	8.96	27.90
tblVehicleEF	UBUS	13.19	1.81
tblVehicleEF	UBUS	1,828.32	2,044.63
tblVehicleEF	UBUS	133.38	22.76
tblVehicleEF	UBUS	4.82	4.04
tblVehicleEF	UBUS	0.53	0.08
tblVehicleEF	UBUS	0.01	0.03
tblVehicleEF	UBUS	0.04	5.2920e-003
tblVehicleEF	UBUS	1.1810e-003	4.0000e-005
tblVehicleEF	UBUS	0.23	0.03
tblVehicleEF	UBUS	3.0000e-003	7.5850e-003
tblVehicleEF	UBUS	0.04	5.0590e-003
tblVehicleEF	UBUS	1.0860e-003	3.6000e-005
tblVehicleEF	UBUS	6.1570e-003	2.6630e-003
tblVehicleEF	UBUS	0.10	0.03
tblVehicleEF	UBUS	3.6270e-003	1.8540e-003
tblVehicleEF	UBUS	0.53	0.11
tblVehicleEF	UBUS	0.03	0.21
tblVehicleEF	UBUS	0.96	0.15
tblVehicleEF	UBUS	8.6430e-003	4.3420e-003
tblVehicleEF	UBUS	1.5700e-003	2.2500e-004

tblVehicleEF	UBUS	6.1570e-003	2.6630e-003
tblVehicleEF	UBUS	0.10	0.03
tblVehicleEF	UBUS	3.6270e-003	1.8540e-003
tblVehicleEF	UBUS	2.52	7.44
tblVehicleEF	UBUS	0.03	0.21
tblVehicleEF	UBUS	1.05	0.16
tblVehicleEF	UBUS	1.94	7.28
tblVehicleEF	UBUS	0.07	0.03
tblVehicleEF	UBUS	9.02	27.90
tblVehicleEF	UBUS	11.63	1.61
tblVehicleEF	UBUS	1,828.32	2,044.63
tblVehicleEF	UBUS	133.38	22.40
tblVehicleEF	UBUS	4.53	4.03
tblVehicleEF	UBUS	0.53	0.08
tblVehicleEF	UBUS	0.01	0.03
tblVehicleEF	UBUS	0.04	5.2920e-003
tblVehicleEF	UBUS	1.1810e-003	4.0000e-005
tblVehicleEF	UBUS	0.23	0.03
tblVehicleEF	UBUS	3.0000e-003	7.5850e-003
tblVehicleEF	UBUS	0.04	5.0590e-003
tblVehicleEF	UBUS	1.0860e-003	3.6000e-005
tblVehicleEF	UBUS	8.2530e-003	3.6380e-003
tblVehicleEF	UBUS	0.10	0.03
tblVehicleEF	UBUS	4.8310e-003	2.4730e-003
tblVehicleEF	UBUS	0.53	0.11
tblVehicleEF	UBUS	0.03	0.19
tblVehicleEF	UBUS	0.89	0.14

tblVehicleEF	UBUS	8.6450e-003	4.3420e-003
tblVehicleEF	UBUS	1.5430e-003	2.2200e-004
tblVehicleEF	UBUS	8.2530e-003	3.6380e-003
tblVehicleEF	UBUS	0.10	0.03
tblVehicleEF	UBUS	4.8310e-003	2.4730e-003
tblVehicleEF	UBUS	2.53	7.44
tblVehicleEF	UBUS	0.03	0.19
tblVehicleEF	UBUS	0.98	0.15
tblVehicleEF	UBUS	1.93	7.28
tblVehicleEF	UBUS	0.07	0.03
tblVehicleEF	UBUS	8.95	27.90
tblVehicleEF	UBUS	13.46	1.85
tblVehicleEF	UBUS	1,828.32	2,044.63
tblVehicleEF	UBUS	133.38	22.82
tblVehicleEF	UBUS	4.73	4.04
tblVehicleEF	UBUS	0.53	0.08
tblVehicleEF	UBUS	0.01	0.03
tblVehicleEF	UBUS	0.04	5.2920e-003
tblVehicleEF	UBUS	1.1810e-003	4.0000e-005
tblVehicleEF	UBUS	0.23	0.03
tblVehicleEF	UBUS	3.0000e-003	7.5850e-003
tblVehicleEF	UBUS	0.04	5.0590e-003
tblVehicleEF	UBUS	1.0860e-003	3.6000e-005
tblVehicleEF	UBUS	6.9610e-003	2.5390e-003
tblVehicleEF	UBUS	0.12	0.03
tblVehicleEF	UBUS	3.8300e-003	1.7550e-003
tblVehicleEF	UBUS	0.52	0.11

tblVehicleEF	UBUS	0.04	0.26
tblVehicleEF	UBUS	0.98	0.15
tblVehicleEF	UBUS	8.6430e-003	4.3420e-003
tblVehicleEF	UBUS	1.5750e-003	2.2600e-004
tblVehicleEF	UBUS	6.9610e-003	2.5390e-003
tblVehicleEF	UBUS	0.12	0.03
tblVehicleEF	UBUS	3.8300e-003	1.7550e-003
tblVehicleEF	UBUS	2.52	7.44
tblVehicleEF	UBUS	0.04	0.26
tblVehicleEF	UBUS	1.07	0.16
tblVehicleTrips	CNW_TTP	41.00	0.00
tblVehicleTrips	CW_TL	16.60	40.00
tblVehicleTrips	CW_TTP	59.00	100.00
tblVehicleTrips	DV_TP	5.00	0.00
tblVehicleTrips	PB_TP	3.00	0.00
tblVehicleTrips	PR_TP	92.00	100.00
tblVehicleTrips	ST_TR	1.68	0.40
tblVehicleTrips	SU_TR	1.68	0.40
tblVehicleTrips	WD_TR	1.68	0.40

2.0 Emissions Summary

2.1 Overall Construction (Maximum Daily Emission)

Unmitigated Construction

	ROG	NOx	CO	SO2	Fugitive PM10	Exhaust PM10	PM10 Total	Fugitive PM2.5	Exhaust PM2.5	PM2.5 Total	Bio- CO2	NBio- CO2	Total CO2	CH4	N2O	CO2e
Year	lb/day										lb/day					
2021	0.0000	0.0000	0.0000	0.0000	0.0000	0.0000	0.0000	0.0000	0.0000	0.0000	0.0000	0.0000	0.0000	0.0000	0.0000	0.0000
Maximum	**0.0000**	**0.0000**	**0.0000**	**0.0000**	**0.0000**	**0.0000**	**0.0000**	**0.0000**	**0.0000**	**0.0000**	**0.0000**	**0.0000**	**0.0000**	**0.0000**	**0.0000**	**0.0000**

Mitigated Construction

	ROG	NOx	CO	SO2	Fugitive PM10	Exhaust PM10	PM10 Total	Fugitive PM2.5	Exhaust PM2.5	PM2.5 Total	Bio- CO2	NBio- CO2	Total CO2	CH4	N2O	CO2e
Year	lb/day										lb/day					
2021	0.0000	0.0000	0.0000	0.0000	0.0000	0.0000	0.0000	0.0000	0.0000	0.0000	0.0000	0.0000	0.0000	0.0000	0.0000	0.0000
Maximum	**0.0000**	**0.0000**	**0.0000**	**0.0000**	**0.0000**	**0.0000**	**0.0000**	**0.0000**	**0.0000**	**0.0000**	**0.0000**	**0.0000**	**0.0000**	**0.0000**	**0.0000**	**0.0000**

	ROG	**NOx**	**CO**	**SO2**	**Fugitive PM10**	**Exhaust PM10**	**PM10 Total**	**Fugitive PM2.5**	**Exhaust PM2.5**	**PM2.5 Total**	**Bio- CO2**	**NBio-CO2**	**Total CO2**	**CH4**	**N20**	**CO2e**
Percent Reduction	**0.00**	**0.00**	**0.00**	**0.00**	**0.00**	**0.00**	**0.00**	**0.00**	**0.00**	**0.00**	**0.00**	**0.00**	**0.00**	**0.00**	**0.00**	**0.00**

2.2 Overall Operational

Unmitigated Operational

	ROG	NOx	CO	SO2	Fugitive PM10	Exhaust PM10	PM10 Total	Fugitive PM2.5	Exhaust PM2.5	PM2.5 Total	Bio- CO2	NBio- CO2	Total CO2	CH4	N2O	CO2e
Category	lb/day										lb/day					
Area	3.5297	1.1800e-003	0.1291	1.0000e-005		4.6000e-004	4.6000e-004		4.6000e-004	4.6000e-004		0.2755	0.2755	7.3000e-004		0.2938
Energy	0.0119	0.1079	0.0906	6.5000e-004		8.2000e-003	8.2000e-003		8.2000e-003	8.2000e-003		129.4637	129.4637	2.4800e-003	2.3700e-003	130.2330
Mobile	0.5962	22.5453	3.0468	0.0699	2.0069	0.2566	2.2635	0.5481	0.2455	0.7937		7,402.8436	7,402.8436	0.0281		7,403.5454
Offroad	0.1367	1.5461	0.7740	3.1700e-003		0.0522	0.0522		0.0480	0.0480		307.0801	307.0801	0.0993		309.5630
Total	**4.2744**	**24.2004**	**4.0404**	**0.0738**	**2.0069**	**0.3175**	**2.3244**	**0.5481**	**0.3022**	**0.8503**		**7,839.6630**	**7,839.6630**	**0.1306**	**2.3700e-003**	**7,843.6353**

2.2 Overall Operational

Mitigated Operational

	ROG	NOx	CO	SO2	Fugitive PM10	Exhaust PM10	PM10 Total	Fugitive PM2.5	Exhaust PM2.5	PM2.5 Total	Bio- CO2	NBio- CO2	Total CO2	CH4	N2O	CO2e
Category	lb/day										lb/day					
Area	3.5297	1.1800e-003	0.1291	1.0000e-005		4.6000e-004	4.6000e-004		4.6000e-004	4.6000e-004		0.2755	0.2755	7.3000e-004		0.2938
Energy	0.0119	0.1079	0.0906	6.5000e-004		8.2000e-003	8.2000e-003		8.2000e-003	8.2000e-003		129.4637	129.4637	2.4800e-003	2.3700e-003	130.2330
Mobile	0.5962	22.5453	3.0468	0.0699	2.0069	0.2566	2.2635	0.5481	0.2455	0.7937		7,402.8436	7,402.8436	0.0281		7,403.5454
Offroad	0.1367	1.5461	0.7740	3.1700e-003		0.0522	0.0522		0.0480	0.0480		307.0801	307.0801	0.0993		309.5630
Total	**4.2744**	**24.2004**	**4.0404**	**0.0738**	**2.0069**	**0.3175**	**2.3244**	**0.5481**	**0.3022**	**0.8503**		**7,839.6630**	**7,839.6630**	**0.1306**	**2.3700e-003**	**7,843.6353**

	ROG	**NOx**	**CO**	**SO2**	**Fugitive PM10**	**Exhaust PM10**	**PM10 Total**	**Fugitive PM2.5**	**Exhaust PM2.5**	**PM2.5 Total**	**Bio- CO2**	**NBio-CO2**	**Total CO2**	**CH4**	**N20**	**CO2e**
Percent Reduction	**0.00**	**0.00**	**0.00**	**0.00**	**0.00**	**0.00**	**0.00**	**0.00**	**0.00**	**0.00**	**0.00**	**0.00**	**0.00**	**0.00**	**0.00**	**0.00**

3.0 Construction Detail

Construction Phase

Phase Number	Phase Name	Phase Type	Start Date	End Date	Num Days Week	Num Days	Phase Description
1	Demolition	Demolition	1/4/2021	1/3/2021	5	0	

Acres of Grading (Site Preparation Phase): 0

Acres of Grading (Grading Phase): 0

Acres of Paving: 14.84

Residential Indoor: 0; Residential Outdoor: 0; Non-Residential Indoor: 0; Non-Residential Outdoor: 0; Striped Parking Area: 0 (Architectural Coating – sqft)

OffRoad Equipment

Phase Name	Offroad Equipment Type	Amount	Usage Hours	Horse Power	Load Factor
Demolition	Concrete/Industrial Saws	0	8.00	81	0.73
Demolition	Excavators	0	8.00	158	0.38
Demolition	Rubber Tired Dozers	0	8.00	247	0.40

Trips and VMT

Phase Name	Offroad Equipment Count	Worker Trip Number	Vendor Trip Number	Hauling Trip Number	Worker Trip Length	Vendor Trip Length	Hauling Trip Length	Worker Vehicle Class	Vendor Vehicle Class	Hauling Vehicle Class
Demolition	0	0.00	0.00	0.00	14.70	6.90	20.00	LD_Mix	HDT_Mix	HHDT

3.1 Mitigation Measures Construction

3.2 Demolition - 2021

Unmitigated Construction On-Site

	ROG	NOx	CO	SO2	Fugitive PM10	Exhaust PM10	PM10 Total	Fugitive PM2.5	Exhaust PM2.5	PM2.5 Total	Bio- CO2	NBio- CO2	Total CO2	CH4	N2O	CO2e
Category	lb/day										lb/day					
Off-Road	0.0000	0.0000	0.0000	0.0000	0.0000	0.0000	0.0000	0.0000	0.0000	0.0000	0.0000	0.0000	0.0000	0.0000	0.0000	0.0000
Total	**0.0000**	**0.0000**	**0.0000**	**0.0000**	**0.0000**	**0.0000**	**0.0000**	**0.0000**	**0.0000**	**0.0000**	**0.0000**	**0.0000**	**0.0000**	**0.0000**	**0.0000**	**0.0000**

Unmitigated Construction Off-Site

	ROG	NOx	CO	SO2	Fugitive PM10	Exhaust PM10	PM10 Total	Fugitive PM2.5	Exhaust PM2.5	PM2.5 Total	Bio- CO2	NBio- CO2	Total CO2	CH4	N2O	CO2e
Category	lb/day										lb/day					
Hauling	0.0000	0.0000	0.0000	0.0000	0.0000	0.0000	0.0000	0.0000	0.0000	0.0000	0.0000	0.0000	0.0000	0.0000	0.0000	0.0000
Vendor	0.0000	0.0000	0.0000	0.0000	0.0000	0.0000	0.0000	0.0000	0.0000	0.0000	0.0000	0.0000	0.0000	0.0000	0.0000	0.0000
Worker	0.0000	0.0000	0.0000	0.0000	0.0000	0.0000	0.0000	0.0000	0.0000	0.0000	0.0000	0.0000	0.0000	0.0000	0.0000	0.0000
Total	**0.0000**	**0.0000**	**0.0000**	**0.0000**	**0.0000**	**0.0000**	**0.0000**	**0.0000**	**0.0000**	**0.0000**	**0.0000**	**0.0000**	**0.0000**	**0.0000**	**0.0000**	**0.0000**

3.2 Demolition - 2021

Mitigated Construction On-Site

	ROG	NOx	CO	SO2	Fugitive PM10	Exhaust PM10	PM10 Total	Fugitive PM2.5	Exhaust PM2.5	PM2.5 Total	Bio- CO2	NBio- CO2	Total CO2	CH4	N2O	CO2e
Category	lb/day										lb/day					
Off-Road	0.0000	0.0000	0.0000	0.0000	0.0000	0.0000	0.0000	0.0000	0.0000	0.0000	0.0000	0.0000	0.0000	0.0000	0.0000	0.0000
Total	**0.0000**	**0.0000**	**0.0000**	**0.0000**	**0.0000**	**0.0000**	**0.0000**	**0.0000**	**0.0000**	**0.0000**	**0.0000**	**0.0000**	**0.0000**	**0.0000**	**0.0000**	**0.0000**

Mitigated Construction Off-Site

	ROG	NOx	CO	SO2	Fugitive PM10	Exhaust PM10	PM10 Total	Fugitive PM2.5	Exhaust PM2.5	PM2.5 Total	Bio- CO2	NBio- CO2	Total CO2	CH4	N2O	CO2e
Category	lb/day										lb/day					
Hauling	0.0000	0.0000	0.0000	0.0000	0.0000	0.0000	0.0000	0.0000	0.0000	0.0000	0.0000	0.0000	0.0000	0.0000	0.0000	0.0000
Vendor	0.0000	0.0000	0.0000	0.0000	0.0000	0.0000	0.0000	0.0000	0.0000	0.0000	0.0000	0.0000	0.0000	0.0000	0.0000	0.0000
Worker	0.0000	0.0000	0.0000	0.0000	0.0000	0.0000	0.0000	0.0000	0.0000	0.0000	0.0000	0.0000	0.0000	0.0000	0.0000	0.0000
Total	**0.0000**	**0.0000**	**0.0000**	**0.0000**	**0.0000**	**0.0000**	**0.0000**	**0.0000**	**0.0000**	**0.0000**	**0.0000**	**0.0000**	**0.0000**	**0.0000**	**0.0000**	**0.0000**

4.0 Operational Detail - Mobile

4.1 Mitigation Measures Mobile

	ROG	NOx	CO	SO2	Fugitive PM10	Exhaust PM10	PM10 Total	Fugitive PM2.5	Exhaust PM2.5	PM2.5 Total	Bio- CO2	NBio- CO2	Total CO2	CH4	N2O	CO2e
Category	lb/day										lb/day					
Mitigated	0.5962	22.5453	3.0468	0.0699	2.0069	0.2566	2.2635	0.5481	0.2455	0.7937		7,402.8436	7,402.8436	0.0281		7,403.5454
Unmitigated	0.5962	22.5453	3.0468	0.0699	2.0069	0.2566	2.2635	0.5481	0.2455	0.7937		7,402.8436	7,402.8436	0.0281		7,403.5454

4.2 Trip Summary Information

	Average Daily Trip Rate			Unmitigated	Mitigated
Land Use	Weekday	Saturday	Sunday	Annual VMT	Annual VMT
Other Asphalt Surfaces	0.00	0.00	0.00		
Parking Lot	0.00	0.00	0.00		
Unrefrigerated Warehouse-No Rail	58.00	58.00	58.00	844,503	844,503
Total	58.00	58.00	58.00	844,503	844,503

4.3 Trip Type Information

	Miles			Trip %			Trip Purpose %		
Land Use	H-W or C-W	H-S or C-C	H-O or C-NW	H-W or C-W	H-S or C-C	H-O or C-NW	Primary	Diverted	Pass-by
Other Asphalt Surfaces	16.60	8.40	6.90	0.00	0.00	0.00	0	0	0
Parking Lot	16.60	8.40	6.90	0.00	0.00	0.00	0	0	0
Unrefrigerated Warehouse-No	40.00	8.40	6.90	100.00	0.00	0.00	100	0	0

4.4 Fleet Mix

Land Use	LDA	LDT1	LDT2	MDV	LHD1	LHD2	MHD	HHD	OBUS	UBUS	MCY	SBUS	MH
Other Asphalt Surfaces	0.558976	0.043534	0.209821	0.113949	0.016111	0.005791	0.025447	0.016654	0.001713	0.001553	0.004896	0.000590	0.000966
Parking Lot	0.558976	0.043534	0.209821	0.113949	0.016111	0.005791	0.025447	0.016654	0.001713	0.001553	0.004896	0.000590	0.000966
Unrefrigerated Warehouse-No Rail	0.000000	0.000000	0.000000	0.000000	0.000000	0.000000	0.000000	1.000000	0.000000	0.000000	0.000000	0.000000	0.000000

5.0 Energy Detail

Historical Energy Use: N

5.1 Mitigation Measures Energy

	ROG	NOx	CO	SO2	Fugitive PM10	Exhaust PM10	PM10 Total	Fugitive PM2.5	Exhaust PM2.5	PM2.5 Total	Bio- CO2	NBio- CO2	Total CO2	CH4	N2O	CO2e
Category	lb/day										lb/day					
NaturalGas Mitigated	0.0119	0.1079	0.0906	6.5000e-004		8.2000e-003	8.2000e-003		8.2000e-003	8.2000e-003		129.4637	129.4637	2.4800e-003	2.3700e-003	130.2330
NaturalGas Unmitigated	0.0119	0.1079	0.0906	6.5000e-004		8.2000e-003	8.2000e-003		8.2000e-003	8.2000e-003		129.4637	129.4637	2.4800e-003	2.3700e-003	130.2330

5.2 Energy by Land Use - NaturalGas

Unmitigated

	NaturalGas Use	ROG	NOx	CO	SO2	Fugitive PM10	Exhaust PM10	PM10 Total	Fugitive PM2.5	Exhaust PM2.5	PM2.5 Total	Bio- CO2	NBio- CO2	Total CO2	CH4	N2O	CO2e
Land Use	kBTU/yr	lb/day										lb/day					
Other Asphalt Surfaces	0	0.0000	0.0000	0.0000	0.0000		0.0000	0.0000		0.0000	0.0000		0.0000	0.0000	0.0000	0.0000	0.0000
Parking Lot	0	0.0000	0.0000	0.0000	0.0000		0.0000	0.0000		0.0000	0.0000		0.0000	0.0000	0.0000	0.0000	0.0000
Unrefrigerated Warehouse-No Rail	1100.44	0.0119	0.1079	0.0906	6.5000e-004		8.2000e-003	8.2000e-003		8.2000e-003	8.2000e-003		129.4637	129.4637	2.4800e-003	2.3700e-003	130.2330
Total		**0.0119**	**0.1079**	**0.0906**	**6.5000e-004**		**8.2000e-003**	**8.2000e-003**		**8.2000e-003**	**8.2000e-003**		**129.4637**	**129.4637**	**2.4800e-003**	**2.3700e-003**	**130.2330**

Mitigated

	NaturalGas Use	ROG	NOx	CO	SO2	Fugitive PM10	Exhaust PM10	PM10 Total	Fugitive PM2.5	Exhaust PM2.5	PM2.5 Total	Bio- CO2	NBio- CO2	Total CO2	CH4	N2O	CO2e
Land Use	kBTU/yr	lb/day										lb/day					
Other Asphalt Surfaces	0	0.0000	0.0000	0.0000	0.0000		0.0000	0.0000		0.0000	0.0000		0.0000	0.0000	0.0000	0.0000	0.0000
Parking Lot	0	0.0000	0.0000	0.0000	0.0000		0.0000	0.0000		0.0000	0.0000		0.0000	0.0000	0.0000	0.0000	0.0000
Unrefrigerated Warehouse-No Rail	1.10044	0.0119	0.1079	0.0906	6.5000e-004		8.2000e-003	8.2000e-003		8.2000e-003	8.2000e-003		129.4637	129.4637	2.4800e-003	2.3700e-003	130.2330
Total		**0.0119**	**0.1079**	**0.0906**	**6.5000e-004**		**8.2000e-003**	**8.2000e-003**		**8.2000e-003**	**8.2000e-003**		**129.4637**	**129.4637**	**2.4800e-003**	**2.3700e-003**	**130.2330**

6.0 Area Detail

6.1 Mitigation Measures Area

	ROG	NOx	CO	SO2	Fugitive PM10	Exhaust PM10	PM10 Total	Fugitive PM2.5	Exhaust PM2.5	PM2.5 Total	Bio- CO2	NBio- CO2	Total CO2	CH4	N2O	CO2e
Category	lb/day										lb/day					
Mitigated	3.5297	1.1800e-003	0.1291	1.0000e-005		4.6000e-004	4.6000e-004		4.6000e-004	4.6000e-004		0.2755	0.2755	7.3000e-004		0.2938
Unmitigated	3.5297	1.1800e-003	0.1291	1.0000e-005		4.6000e-004	4.6000e-004		4.6000e-004	4.6000e-004		0.2755	0.2755	7.3000e-004		0.2938

6.2 Area by SubCategory

Unmitigated

	ROG	NOx	CO	SO2	Fugitive PM10	Exhaust PM10	PM10 Total	Fugitive PM2.5	Exhaust PM2.5	PM2.5 Total	Bio- CO2	NBio- CO2	Total CO2	CH4	N2O	CO2e
SubCategory	lb/day										lb/day					
Architectural Coating	0.4175					0.0000	0.0000		0.0000	0.0000			0.0000			0.0000
Consumer Products	3.1001					0.0000	0.0000		0.0000	0.0000			0.0000			0.0000
Landscaping	0.0121	1.1800e-003	0.1291	1.0000e-005		4.6000e-004	4.6000e-004		4.6000e-004	4.6000e-004		0.2755	0.2755	7.3000e-004		0.2938
Total	**3.5297**	**1.1800e-003**	**0.1291**	**1.0000e-005**		**4.6000e-004**	**4.6000e-004**		**4.6000e-004**	**4.6000e-004**		**0.2755**	**0.2755**	**7.3000e-004**		**0.2938**

Mitigated

	ROG	NOx	CO	SO2	Fugitive PM10	Exhaust PM10	PM10 Total	Fugitive PM2.5	Exhaust PM2.5	PM2.5 Total	Bio- CO2	NBio- CO2	Total CO2	CH4	N2O	CO2e
SubCategory	lb/day										lb/day					
Architectural Coating	0.4175					0.0000	0.0000		0.0000	0.0000			0.0000			0.0000
Consumer Products	3.1001					0.0000	0.0000		0.0000	0.0000			0.0000			0.0000
Landscaping	0.0121	1.1800e-003	0.1291	1.0000e-005		4.6000e-004	4.6000e-004		4.6000e-004	4.6000e-004		0.2755	0.2755	7.3000e-004		0.2938
Total	**3.5297**	**1.1800e-003**	**0.1291**	**1.0000e-005**		**4.6000e-004**	**4.6000e-004**		**4.6000e-004**	**4.6000e-004**		**0.2755**	**0.2755**	**7.3000e-004**		**0.2938**

7.0 Water Detail

7.1 Mitigation Measures Water

8.0 Waste Detail

8.1 Mitigation Measures Waste

9.0 Operational Offroad

Equipment Type	Number	Hours/Day	Days/Year	Horse Power	Load Factor	Fuel Type
Tractors/Loaders/Backhoes	1	4.00	365	200	0.37	CNG

UnMitigated/Mitigated

	ROG	NOx	CO	SO2	Fugitive PM10	Exhaust PM10	PM10 Total	Fugitive PM2.5	Exhaust PM2.5	PM2.5 Total	Bio- CO2	NBio- CO2	Total CO2	CH4	N2O	CO2e
Equipment Type	lb/day										lb/day					
Tractors/Loaders/Backhoes	0.1367	1.5461	0.7740	3.1700e-003		0.0522	0.0522		0.0480	0.0480		307.0801	307.0801	0.0993		309.5630
Total	**0.1367**	**1.5461**	**0.7740**	**3.1700e-003**		**0.0522**	**0.0522**		**0.0480**	**0.0480**		**307.0801**	**307.0801**	**0.0993**		**309.5630**

10.0 Stationary Equipment

Fire Pumps and Emergency Generators

Equipment Type	Number	Hours/Day	Hours/Year	Horse Power	Load Factor	Fuel Type

Boilers

Equipment Type	Number	Heat Input/Day	Heat Input/Year	Boiler Rating	Fuel Type

User Defined Equipment

Equipment Type	Number

11.0 Vegetation

This page intentionally left blank

APPENDIX 3.4:

CALEEMOD EXISTING OPERATIONS (PASSENGER CARS) EMISSIONS MODEL OUTPUTS

Katella Avenue - Existing (Operations - Passenger Cars)

Orange County, Summer

1.0 Project Characteristics

1.1 Land Usage

Land Uses	Size	Metric	Lot Acreage	Floor Surface Area	Population
General Office Building	250.00	1000sqft	5.74	250,000.00	0
Unrefrigerated Warehouse-No Rail	150.00	1000sqft	3.44	150,000.00	0

1.2 Other Project Characteristics

Urbanization	Urban	**Wind Speed (m/s)**	2.2	**Precipitation Freq (Days)**	30
Climate Zone	8			**Operational Year**	2021
Utility Company	Southern California Edison				
CO2 Intensity (lb/MWhr)	702.44	**CH4 Intensity (lb/MWhr)**	0.029	**N2O Intensity (lb/MWhr)**	0.006

1.3 User Entered Comments & Non-Default Data

Katella Avenue - Existing (Operations - Passenger Cars) - Orange County, Summer

Project Characteristics -

Land Use -

Construction Phase - Operations Run Only.

Off-road Equipment - Operations Run Only.

Trips and VMT - Operations Run Only.

Vehicle Trips - Trip Characteristics based on information provided in the Katella Avenue Amazon Facility Traffic Impact Analysis by Urban Crossroads, Inc.

Fleet Mix - Passenger Car Fleet Mix estimated based on the ratio of the vehicle classes in CalEEMod default fleet mix.

Vehicle Emission Factors - EMFAC2017

Vehicle Emission Factors - EMFAC2017

Vehicle Emission Factors - EMFAC2017

Table Name	Column Name	Default Value	New Value
tblConstructionPhase	NumDays	20.00	0.00
tblFleetMix	HHD	0.02	0.00
tblFleetMix	HHD	0.02	0.00
tblFleetMix	LDA	0.56	0.60
tblFleetMix	LDA	0.56	0.60
tblFleetMix	LDT1	0.04	0.05
tblFleetMix	LDT1	0.04	0.05
tblFleetMix	LDT2	0.21	0.23
tblFleetMix	LDT2	0.21	0.23
tblFleetMix	LHD1	0.02	0.00
tblFleetMix	LHD1	0.02	0.00
tblFleetMix	LHD2	5.7910e-003	0.00
tblFleetMix	LHD2	5.7910e-003	0.00
tblFleetMix	MCY	4.8960e-003	0.00
tblFleetMix	MCY	4.8960e-003	0.00

tblFleetMix	MDV	0.11	0.12
tblFleetMix	MDV	0.11	0.12
tblFleetMix	MH	9.6600e-004	0.00
tblFleetMix	MH	9.6600e-004	0.00
tblFleetMix	MHD	0.03	0.00
tblFleetMix	MHD	0.03	0.00
tblFleetMix	OBUS	1.7130e-003	0.00
tblFleetMix	OBUS	1.7130e-003	0.00
tblFleetMix	SBUS	5.9000e-004	0.00
tblFleetMix	SBUS	5.9000e-004	0.00
tblFleetMix	UBUS	1.5530e-003	0.00
tblFleetMix	UBUS	1.5530e-003	0.00
tblOffRoadEquipment	OffRoadEquipmentUnitAmount	1.00	0.00
tblOffRoadEquipment	OffRoadEquipmentUnitAmount	3.00	0.00
tblOffRoadEquipment	OffRoadEquipmentUnitAmount	2.00	0.00
tblVehicleEF	HHD	0.63	0.03
tblVehicleEF	HHD	0.16	0.14
tblVehicleEF	HHD	0.08	1.0000e-006
tblVehicleEF	HHD	2.36	5.39
tblVehicleEF	HHD	1.29	0.84
tblVehicleEF	HHD	3.99	0.01
tblVehicleEF	HHD	4,116.44	1,057.87
tblVehicleEF	HHD	1,683.99	1,517.44
tblVehicleEF	HHD	12.64	0.09
tblVehicleEF	HHD	20.04	5.92
tblVehicleEF	HHD	3.96	3.93
tblVehicleEF	HHD	0.02	8.4880e-003

tblVehicleEF	HHD	0.06	0.06
tblVehicleEF	HHD	0.03	0.04
tblVehicleEF	HHD	0.02	0.05
tblVehicleEF	HHD	1.1600e-004	1.0000e-006
tblVehicleEF	HHD	0.02	8.1210e-003
tblVehicleEF	HHD	0.03	0.03
tblVehicleEF	HHD	8.6750e-003	8.7680e-003
tblVehicleEF	HHD	0.02	0.05
tblVehicleEF	HHD	1.0700e-004	1.0000e-006
tblVehicleEF	HHD	1.1800e-004	6.0000e-006
tblVehicleEF	HHD	4.9160e-003	2.4300e-004
tblVehicleEF	HHD	0.57	0.41
tblVehicleEF	HHD	8.9000e-005	4.0000e-006
tblVehicleEF	HHD	0.13	0.12
tblVehicleEF	HHD	4.6300e-004	1.1210e-003
tblVehicleEF	HHD	0.10	4.0000e-006
tblVehicleEF	HHD	0.04	9.6940e-003
tblVehicleEF	HHD	0.02	0.01
tblVehicleEF	HHD	1.9200e-004	1.0000e-006
tblVehicleEF	HHD	1.1800e-004	6.0000e-006
tblVehicleEF	HHD	4.9160e-003	2.4300e-004
tblVehicleEF	HHD	0.68	0.48
tblVehicleEF	HHD	8.9000e-005	4.0000e-006
tblVehicleEF	HHD	0.31	0.27
tblVehicleEF	HHD	4.6300e-004	1.1210e-003
tblVehicleEF	HHD	0.11	5.0000e-006
tblVehicleEF	HHD	0.59	0.03

tblVehicleEF	HHD	0.16	0.14
tblVehicleEF	HHD	0.08	1.0000e-006
tblVehicleEF	HHD	1.72	5.25
tblVehicleEF	HHD	1.30	0.84
tblVehicleEF	HHD	3.80	0.01
tblVehicleEF	HHD	4,359.67	1,057.02
tblVehicleEF	HHD	1,683.99	1,517.44
tblVehicleEF	HHD	12.64	0.09
tblVehicleEF	HHD	20.68	5.78
tblVehicleEF	HHD	3.75	3.72
tblVehicleEF	HHD	0.02	7.8070e-003
tblVehicleEF	HHD	0.06	0.06
tblVehicleEF	HHD	0.03	0.04
tblVehicleEF	HHD	0.02	0.05
tblVehicleEF	HHD	1.1600e-004	1.0000e-006
tblVehicleEF	HHD	0.02	7.4700e-003
tblVehicleEF	HHD	0.03	0.03
tblVehicleEF	HHD	8.6750e-003	8.7680e-003
tblVehicleEF	HHD	0.02	0.05
tblVehicleEF	HHD	1.0700e-004	1.0000e-006
tblVehicleEF	HHD	1.6900e-004	9.0000e-006
tblVehicleEF	HHD	5.0090e-003	2.4600e-004
tblVehicleEF	HHD	0.54	0.43
tblVehicleEF	HHD	1.2500e-004	6.0000e-006
tblVehicleEF	HHD	0.13	0.12
tblVehicleEF	HHD	4.4900e-004	1.1010e-003
tblVehicleEF	HHD	0.09	4.0000e-006

tblVehicleEF	HHD	0.04	9.6850e-003
tblVehicleEF	HHD	0.02	0.01
tblVehicleEF	HHD	1.8900e-004	1.0000e-006
tblVehicleEF	HHD	1.6900e-004	9.0000e-006
tblVehicleEF	HHD	5.0090e-003	2.4600e-004
tblVehicleEF	HHD	0.64	0.50
tblVehicleEF	HHD	1.2500e-004	6.0000e-006
tblVehicleEF	HHD	0.31	0.27
tblVehicleEF	HHD	4.4900e-004	1.1010e-003
tblVehicleEF	HHD	0.10	4.0000e-006
tblVehicleEF	HHD	0.68	0.02
tblVehicleEF	HHD	0.16	5.0360e-003
tblVehicleEF	HHD	0.08	1.0000e-006
tblVehicleEF	HHD	3.25	5.42
tblVehicleEF	HHD	1.29	0.46
tblVehicleEF	HHD	4.03	0.01
tblVehicleEF	HHD	3,780.54	1,027.42
tblVehicleEF	HHD	1,683.99	1,421.63
tblVehicleEF	HHD	12.64	0.09
tblVehicleEF	HHD	19.16	5.92
tblVehicleEF	HHD	3.89	3.78
tblVehicleEF	HHD	0.02	8.9820e-003
tblVehicleEF	HHD	0.06	0.06
tblVehicleEF	HHD	0.03	0.03
tblVehicleEF	HHD	0.02	0.05
tblVehicleEF	HHD	1.1600e-004	1.0000e-006
tblVehicleEF	HHD	0.02	8.5930e-003

tblVehicleEF	HHD	0.03	0.03
tblVehicleEF	HHD	8.6750e-003	8.5160e-003
tblVehicleEF	HHD	0.02	0.05
tblVehicleEF	HHD	1.0700e-004	1.0000e-006
tblVehicleEF	HHD	1.1700e-004	6.0000e-006
tblVehicleEF	HHD	5.3110e-003	2.7000e-004
tblVehicleEF	HHD	0.61	0.39
tblVehicleEF	HHD	9.0000e-005	4.0000e-006
tblVehicleEF	HHD	0.13	0.11
tblVehicleEF	HHD	5.0200e-004	1.1940e-003
tblVehicleEF	HHD	0.10	4.0000e-006
tblVehicleEF	HHD	0.03	9.7070e-003
tblVehicleEF	HHD	0.02	0.01
tblVehicleEF	HHD	1.9300e-004	1.0000e-006
tblVehicleEF	HHD	1.1700e-004	6.0000e-006
tblVehicleEF	HHD	5.3110e-003	2.7000e-004
tblVehicleEF	HHD	0.73	0.44
tblVehicleEF	HHD	9.0000e-005	4.0000e-006
tblVehicleEF	HHD	0.31	0.12
tblVehicleEF	HHD	5.0200e-004	1.1940e-003
tblVehicleEF	HHD	0.11	5.0000e-006
tblVehicleEF	LDA	4.3340e-003	2.6620e-003
tblVehicleEF	LDA	5.1760e-003	0.05
tblVehicleEF	LDA	0.58	0.68
tblVehicleEF	LDA	1.10	2.11
tblVehicleEF	LDA	263.86	265.52
tblVehicleEF	LDA	58.33	54.23

tblVehicleEF	LDA	0.05	0.04
tblVehicleEF	LDA	1.9130e-003	1.6720e-003
tblVehicleEF	LDA	2.2790e-003	1.9250e-003
tblVehicleEF	LDA	1.7630e-003	1.5400e-003
tblVehicleEF	LDA	2.0960e-003	1.7700e-003
tblVehicleEF	LDA	0.04	0.05
tblVehicleEF	LDA	0.09	0.10
tblVehicleEF	LDA	0.03	0.05
tblVehicleEF	LDA	0.01	0.01
tblVehicleEF	LDA	0.04	0.21
tblVehicleEF	LDA	0.07	0.23
tblVehicleEF	LDA	2.6420e-003	2.6270e-003
tblVehicleEF	LDA	6.0200e-004	5.3700e-004
tblVehicleEF	LDA	0.04	0.05
tblVehicleEF	LDA	0.09	0.10
tblVehicleEF	LDA	0.03	0.05
tblVehicleEF	LDA	0.02	0.01
tblVehicleEF	LDA	0.04	0.21
tblVehicleEF	LDA	0.08	0.25
tblVehicleEF	LDA	4.5760e-003	2.8320e-003
tblVehicleEF	LDA	4.6500e-003	0.05
tblVehicleEF	LDA	0.63	0.74
tblVehicleEF	LDA	0.95	1.82
tblVehicleEF	LDA	274.96	276.40
tblVehicleEF	LDA	58.33	53.69
tblVehicleEF	LDA	0.04	0.03
tblVehicleEF	LDA	1.9130e-003	1.6720e-003

tblVehicleEF	LDA	2.2790e-003	1.9250e-003
tblVehicleEF	LDA	1.7630e-003	1.5400e-003
tblVehicleEF	LDA	2.0960e-003	1.7700e-003
tblVehicleEF	LDA	0.05	0.07
tblVehicleEF	LDA	0.09	0.10
tblVehicleEF	LDA	0.05	0.07
tblVehicleEF	LDA	0.01	0.01
tblVehicleEF	LDA	0.04	0.19
tblVehicleEF	LDA	0.06	0.21
tblVehicleEF	LDA	2.7540e-003	2.7340e-003
tblVehicleEF	LDA	5.9900e-004	5.3100e-004
tblVehicleEF	LDA	0.05	0.07
tblVehicleEF	LDA	0.09	0.10
tblVehicleEF	LDA	0.05	0.07
tblVehicleEF	LDA	0.02	0.02
tblVehicleEF	LDA	0.04	0.19
tblVehicleEF	LDA	0.07	0.23
tblVehicleEF	LDA	4.2520e-003	2.6080e-003
tblVehicleEF	LDA	5.2830e-003	0.05
tblVehicleEF	LDA	0.56	0.65
tblVehicleEF	LDA	1.13	2.18
tblVehicleEF	LDA	259.76	261.50
tblVehicleEF	LDA	58.33	54.34
tblVehicleEF	LDA	0.05	0.04
tblVehicleEF	LDA	1.9130e-003	1.6720e-003
tblVehicleEF	LDA	2.2790e-003	1.9250e-003
tblVehicleEF	LDA	1.7630e-003	1.5400e-003

tblVehicleEF	LDA	2.0960e-003	1.7700e-003
tblVehicleEF	LDA	0.04	0.05
tblVehicleEF	LDA	0.10	0.10
tblVehicleEF	LDA	0.03	0.05
tblVehicleEF	LDA	0.01	0.01
tblVehicleEF	LDA	0.04	0.23
tblVehicleEF	LDA	0.07	0.23
tblVehicleEF	LDA	2.6010e-003	2.5870e-003
tblVehicleEF	LDA	6.0200e-004	5.3800e-004
tblVehicleEF	LDA	0.04	0.05
tblVehicleEF	LDA	0.10	0.10
tblVehicleEF	LDA	0.03	0.05
tblVehicleEF	LDA	0.02	0.01
tblVehicleEF	LDA	0.04	0.23
tblVehicleEF	LDA	0.08	0.26
tblVehicleEF	LDT1	9.9920e-003	6.2080e-003
tblVehicleEF	LDT1	0.01	0.07
tblVehicleEF	LDT1	1.19	1.26
tblVehicleEF	LDT1	2.74	2.32
tblVehicleEF	LDT1	324.21	313.05
tblVehicleEF	LDT1	71.81	65.11
tblVehicleEF	LDT1	0.11	0.10
tblVehicleEF	LDT1	2.5570e-003	2.3060e-003
tblVehicleEF	LDT1	3.2780e-003	2.6450e-003
tblVehicleEF	LDT1	2.3530e-003	2.1220e-003
tblVehicleEF	LDT1	3.0150e-003	2.4330e-003
tblVehicleEF	LDT1	0.12	0.12

tblVehicleEF	LDT1	0.25	0.19
tblVehicleEF	LDT1	0.10	0.11
tblVehicleEF	LDT1	0.02	0.03
tblVehicleEF	LDT1	0.16	0.66
tblVehicleEF	LDT1	0.19	0.36
tblVehicleEF	LDT1	3.2560e-003	3.0980e-003
tblVehicleEF	LDT1	7.6600e-004	6.4400e-004
tblVehicleEF	LDT1	0.12	0.12
tblVehicleEF	LDT1	0.25	0.19
tblVehicleEF	LDT1	0.10	0.11
tblVehicleEF	LDT1	0.04	0.04
tblVehicleEF	LDT1	0.16	0.66
tblVehicleEF	LDT1	0.21	0.40
tblVehicleEF	LDT1	0.01	6.5570e-003
tblVehicleEF	LDT1	0.01	0.07
tblVehicleEF	LDT1	1.28	1.36
tblVehicleEF	LDT1	2.36	2.00
tblVehicleEF	LDT1	337.31	324.18
tblVehicleEF	LDT1	71.81	64.47
tblVehicleEF	LDT1	0.10	0.09
tblVehicleEF	LDT1	2.5570e-003	2.3060e-003
tblVehicleEF	LDT1	3.2780e-003	2.6450e-003
tblVehicleEF	LDT1	2.3530e-003	2.1220e-003
tblVehicleEF	LDT1	3.0150e-003	2.4330e-003
tblVehicleEF	LDT1	0.17	0.18
tblVehicleEF	LDT1	0.26	0.20
tblVehicleEF	LDT1	0.14	0.15

tblVehicleEF	LDT1	0.03	0.03
tblVehicleEF	LDT1	0.14	0.61
tblVehicleEF	LDT1	0.17	0.32
tblVehicleEF	LDT1	3.3880e-003	3.2080e-003
tblVehicleEF	LDT1	7.5900e-004	6.3800e-004
tblVehicleEF	LDT1	0.17	0.18
tblVehicleEF	LDT1	0.26	0.20
tblVehicleEF	LDT1	0.14	0.15
tblVehicleEF	LDT1	0.04	0.04
tblVehicleEF	LDT1	0.14	0.61
tblVehicleEF	LDT1	0.19	0.36
tblVehicleEF	LDT1	9.8200e-003	6.0950e-003
tblVehicleEF	LDT1	0.01	0.07
tblVehicleEF	LDT1	1.16	1.22
tblVehicleEF	LDT1	2.82	2.40
tblVehicleEF	LDT1	319.38	308.94
tblVehicleEF	LDT1	71.81	65.25
tblVehicleEF	LDT1	0.11	0.10
tblVehicleEF	LDT1	2.5570e-003	2.3060e-003
tblVehicleEF	LDT1	3.2780e-003	2.6450e-003
tblVehicleEF	LDT1	2.3530e-003	2.1220e-003
tblVehicleEF	LDT1	3.0150e-003	2.4330e-003
tblVehicleEF	LDT1	0.12	0.13
tblVehicleEF	LDT1	0.29	0.22
tblVehicleEF	LDT1	0.10	0.11
tblVehicleEF	LDT1	0.02	0.03
tblVehicleEF	LDT1	0.18	0.78

tblVehicleEF	LDT1	0.19	0.37
tblVehicleEF	LDT1	3.2070e-003	3.0570e-003
tblVehicleEF	LDT1	7.6700e-004	6.4600e-004
tblVehicleEF	LDT1	0.12	0.13
tblVehicleEF	LDT1	0.29	0.22
tblVehicleEF	LDT1	0.10	0.11
tblVehicleEF	LDT1	0.04	0.04
tblVehicleEF	LDT1	0.18	0.78
tblVehicleEF	LDT1	0.21	0.41
tblVehicleEF	LDT2	5.7840e-003	4.0560e-003
tblVehicleEF	LDT2	6.6620e-003	0.07
tblVehicleEF	LDT2	0.74	0.91
tblVehicleEF	LDT2	1.41	2.69
tblVehicleEF	LDT2	369.26	341.01
tblVehicleEF	LDT2	81.71	71.31
tblVehicleEF	LDT2	0.07	0.07
tblVehicleEF	LDT2	1.8090e-003	1.6370e-003
tblVehicleEF	LDT2	2.1990e-003	1.8210e-003
tblVehicleEF	LDT2	1.6640e-003	1.5060e-003
tblVehicleEF	LDT2	2.0220e-003	1.6740e-003
tblVehicleEF	LDT2	0.05	0.07
tblVehicleEF	LDT2	0.11	0.12
tblVehicleEF	LDT2	0.05	0.08
tblVehicleEF	LDT2	0.01	0.02
tblVehicleEF	LDT2	0.06	0.39
tblVehicleEF	LDT2	0.09	0.32
tblVehicleEF	LDT2	3.6980e-003	3.3740e-003

tblVehicleEF	LDT2	8.4100e-004	7.0600e-004
tblVehicleEF	LDT2	0.05	0.07
tblVehicleEF	LDT2	0.11	0.12
tblVehicleEF	LDT2	0.05	0.08
tblVehicleEF	LDT2	0.02	0.02
tblVehicleEF	LDT2	0.06	0.39
tblVehicleEF	LDT2	0.10	0.35
tblVehicleEF	LDT2	6.1050e-003	4.3050e-003
tblVehicleEF	LDT2	5.9960e-003	0.06
tblVehicleEF	LDT2	0.80	0.99
tblVehicleEF	LDT2	1.22	2.32
tblVehicleEF	LDT2	384.42	352.00
tblVehicleEF	LDT2	81.71	70.61
tblVehicleEF	LDT2	0.06	0.06
tblVehicleEF	LDT2	1.8090e-003	1.6370e-003
tblVehicleEF	LDT2	2.1990e-003	1.8210e-003
tblVehicleEF	LDT2	1.6640e-003	1.5060e-003
tblVehicleEF	LDT2	2.0220e-003	1.6740e-003
tblVehicleEF	LDT2	0.07	0.11
tblVehicleEF	LDT2	0.11	0.13
tblVehicleEF	LDT2	0.07	0.10
tblVehicleEF	LDT2	0.02	0.02
tblVehicleEF	LDT2	0.05	0.36
tblVehicleEF	LDT2	0.08	0.29
tblVehicleEF	LDT2	3.8500e-003	3.4820e-003
tblVehicleEF	LDT2	8.3800e-004	6.9900e-004
tblVehicleEF	LDT2	0.07	0.11

tblVehicleEF	LDT2	0.11	0.13
tblVehicleEF	LDT2	0.07	0.10
tblVehicleEF	LDT2	0.02	0.02
tblVehicleEF	LDT2	0.05	0.36
tblVehicleEF	LDT2	0.09	0.31
tblVehicleEF	LDT2	5.6750e-003	3.9780e-003
tblVehicleEF	LDT2	6.7990e-003	0.07
tblVehicleEF	LDT2	0.72	0.88
tblVehicleEF	LDT2	1.45	2.77
tblVehicleEF	LDT2	363.66	336.95
tblVehicleEF	LDT2	81.71	71.46
tblVehicleEF	LDT2	0.07	0.07
tblVehicleEF	LDT2	1.8090e-003	1.6370e-003
tblVehicleEF	LDT2	2.1990e-003	1.8210e-003
tblVehicleEF	LDT2	1.6640e-003	1.5060e-003
tblVehicleEF	LDT2	2.0220e-003	1.6740e-003
tblVehicleEF	LDT2	0.04	0.07
tblVehicleEF	LDT2	0.11	0.13
tblVehicleEF	LDT2	0.05	0.08
tblVehicleEF	LDT2	0.01	0.02
tblVehicleEF	LDT2	0.07	0.46
tblVehicleEF	LDT2	0.09	0.33
tblVehicleEF	LDT2	3.6420e-003	3.3340e-003
tblVehicleEF	LDT2	8.4100e-004	7.0700e-004
tblVehicleEF	LDT2	0.04	0.07
tblVehicleEF	LDT2	0.11	0.13
tblVehicleEF	LDT2	0.05	0.08

tblVehicleEF	LDT2	0.02	0.02
tblVehicleEF	LDT2	0.07	0.46
tblVehicleEF	LDT2	0.10	0.36
tblVehicleEF	LHD1	5.7990e-003	5.8180e-003
tblVehicleEF	LHD1	0.01	5.0100e-003
tblVehicleEF	LHD1	0.02	0.02
tblVehicleEF	LHD1	0.15	0.19
tblVehicleEF	LHD1	0.78	0.57
tblVehicleEF	LHD1	2.55	1.09
tblVehicleEF	LHD1	9.03	9.05
tblVehicleEF	LHD1	603.73	667.72
tblVehicleEF	LHD1	33.13	12.41
tblVehicleEF	LHD1	0.08	0.06
tblVehicleEF	LHD1	1.27	0.81
tblVehicleEF	LHD1	8.6000e-004	7.5600e-004
tblVehicleEF	LHD1	0.01	9.6460e-003
tblVehicleEF	LHD1	0.01	7.2150e-003
tblVehicleEF	LHD1	9.1700e-004	2.5500e-004
tblVehicleEF	LHD1	8.2300e-004	7.2300e-004
tblVehicleEF	LHD1	2.5110e-003	2.4120e-003
tblVehicleEF	LHD1	9.9290e-003	6.8770e-003
tblVehicleEF	LHD1	8.4300e-004	2.3500e-004
tblVehicleEF	LHD1	2.8210e-003	2.2570e-003
tblVehicleEF	LHD1	0.10	0.07
tblVehicleEF	LHD1	0.02	0.02
tblVehicleEF	LHD1	1.7870e-003	1.4220e-003
tblVehicleEF	LHD1	0.06	0.05

tblVehicleEF	LHD1	0.28	0.47
tblVehicleEF	LHD1	0.27	0.08
tblVehicleEF	LHD1	9.1000e-005	8.8000e-005
tblVehicleEF	LHD1	5.9280e-003	6.5210e-003
tblVehicleEF	LHD1	3.7900e-004	1.2300e-004
tblVehicleEF	LHD1	2.8210e-003	2.2570e-003
tblVehicleEF	LHD1	0.10	0.07
tblVehicleEF	LHD1	0.02	0.03
tblVehicleEF	LHD1	1.7870e-003	1.4220e-003
tblVehicleEF	LHD1	0.08	0.06
tblVehicleEF	LHD1	0.28	0.47
tblVehicleEF	LHD1	0.29	0.09
tblVehicleEF	LHD1	5.7990e-003	5.8300e-003
tblVehicleEF	LHD1	0.01	5.0980e-003
tblVehicleEF	LHD1	0.02	0.02
tblVehicleEF	LHD1	0.15	0.19
tblVehicleEF	LHD1	0.79	0.58
tblVehicleEF	LHD1	2.44	1.04
tblVehicleEF	LHD1	9.03	9.05
tblVehicleEF	LHD1	603.73	667.74
tblVehicleEF	LHD1	33.13	12.33
tblVehicleEF	LHD1	0.08	0.06
tblVehicleEF	LHD1	1.19	0.76
tblVehicleEF	LHD1	8.6000e-004	7.5600e-004
tblVehicleEF	LHD1	0.01	9.6460e-003
tblVehicleEF	LHD1	0.01	7.2150e-003
tblVehicleEF	LHD1	9.1700e-004	2.5500e-004

tblVehicleEF	LHD1	8.2300e-004	7.2300e-004
tblVehicleEF	LHD1	2.5110e-003	2.4120e-003
tblVehicleEF	LHD1	9.9290e-003	6.8770e-003
tblVehicleEF	LHD1	8.4300e-004	2.3500e-004
tblVehicleEF	LHD1	3.9390e-003	3.1600e-003
tblVehicleEF	LHD1	0.10	0.07
tblVehicleEF	LHD1	0.02	0.02
tblVehicleEF	LHD1	2.4300e-003	1.9450e-003
tblVehicleEF	LHD1	0.06	0.05
tblVehicleEF	LHD1	0.27	0.45
tblVehicleEF	LHD1	0.26	0.08
tblVehicleEF	LHD1	9.1000e-005	8.8000e-005
tblVehicleEF	LHD1	5.9280e-003	6.5210e-003
tblVehicleEF	LHD1	3.7700e-004	1.2200e-004
tblVehicleEF	LHD1	3.9390e-003	3.1600e-003
tblVehicleEF	LHD1	0.10	0.07
tblVehicleEF	LHD1	0.02	0.03
tblVehicleEF	LHD1	2.4300e-003	1.9450e-003
tblVehicleEF	LHD1	0.08	0.06
tblVehicleEF	LHD1	0.27	0.45
tblVehicleEF	LHD1	0.28	0.08
tblVehicleEF	LHD1	5.7990e-003	5.8160e-003
tblVehicleEF	LHD1	0.01	4.9860e-003
tblVehicleEF	LHD1	0.02	0.02
tblVehicleEF	LHD1	0.15	0.19
tblVehicleEF	LHD1	0.77	0.57
tblVehicleEF	LHD1	2.56	1.09

tblVehicleEF	LHD1	9.03	9.05
tblVehicleEF	LHD1	603.73	667.72
tblVehicleEF	LHD1	33.13	12.42
tblVehicleEF	LHD1	0.08	0.06
tblVehicleEF	LHD1	1.24	0.80
tblVehicleEF	LHD1	8.6000e-004	7.5600e-004
tblVehicleEF	LHD1	0.01	9.6460e-003
tblVehicleEF	LHD1	0.01	7.2150e-003
tblVehicleEF	LHD1	9.1700e-004	2.5500e-004
tblVehicleEF	LHD1	8.2300e-004	7.2300e-004
tblVehicleEF	LHD1	2.5110e-003	2.4120e-003
tblVehicleEF	LHD1	9.9290e-003	6.8770e-003
tblVehicleEF	LHD1	8.4300e-004	2.3500e-004
tblVehicleEF	LHD1	2.9400e-003	2.3610e-003
tblVehicleEF	LHD1	0.11	0.08
tblVehicleEF	LHD1	0.02	0.02
tblVehicleEF	LHD1	1.8110e-003	1.4460e-003
tblVehicleEF	LHD1	0.06	0.05
tblVehicleEF	LHD1	0.30	0.50
tblVehicleEF	LHD1	0.27	0.08
tblVehicleEF	LHD1	9.1000e-005	8.8000e-005
tblVehicleEF	LHD1	5.9280e-003	6.5210e-003
tblVehicleEF	LHD1	3.8000e-004	1.2300e-004
tblVehicleEF	LHD1	2.9400e-003	2.3610e-003
tblVehicleEF	LHD1	0.11	0.08
tblVehicleEF	LHD1	0.02	0.03
tblVehicleEF	LHD1	1.8110e-003	1.4460e-003

tblVehicleEF	LHD1	0.08	0.06
tblVehicleEF	LHD1	0.30	0.50
tblVehicleEF	LHD1	0.29	0.09
tblVehicleEF	LHD2	4.2890e-003	4.2530e-003
tblVehicleEF	LHD2	4.2710e-003	3.6630e-003
tblVehicleEF	LHD2	9.4470e-003	0.01
tblVehicleEF	LHD2	0.13	0.16
tblVehicleEF	LHD2	0.36	0.41
tblVehicleEF	LHD2	1.38	0.76
tblVehicleEF	LHD2	13.67	13.61
tblVehicleEF	LHD2	619.08	679.10
tblVehicleEF	LHD2	28.46	10.01
tblVehicleEF	LHD2	0.10	0.09
tblVehicleEF	LHD2	0.87	0.94
tblVehicleEF	LHD2	1.1890e-003	1.1970e-003
tblVehicleEF	LHD2	0.01	0.01
tblVehicleEF	LHD2	9.7400e-003	0.01
tblVehicleEF	LHD2	4.6100e-004	1.4900e-004
tblVehicleEF	LHD2	1.1370e-003	1.1460e-003
tblVehicleEF	LHD2	2.6460e-003	2.6120e-003
tblVehicleEF	LHD2	9.3060e-003	9.6640e-003
tblVehicleEF	LHD2	4.2300e-004	1.3700e-004
tblVehicleEF	LHD2	1.1610e-003	1.4570e-003
tblVehicleEF	LHD2	0.04	0.05
tblVehicleEF	LHD2	0.02	0.02
tblVehicleEF	LHD2	7.7900e-004	9.3400e-004
tblVehicleEF	LHD2	0.05	0.05

tblVehicleEF	LHD2	0.09	0.30
tblVehicleEF	LHD2	0.13	0.06
tblVehicleEF	LHD2	1.3400e-004	1.3100e-004
tblVehicleEF	LHD2	6.0340e-003	6.5780e-003
tblVehicleEF	LHD2	3.1000e-004	9.9000e-005
tblVehicleEF	LHD2	1.1610e-003	1.4570e-003
tblVehicleEF	LHD2	0.04	0.05
tblVehicleEF	LHD2	0.02	0.03
tblVehicleEF	LHD2	7.7900e-004	9.3400e-004
tblVehicleEF	LHD2	0.05	0.06
tblVehicleEF	LHD2	0.09	0.30
tblVehicleEF	LHD2	0.14	0.06
tblVehicleEF	LHD2	4.2890e-003	4.2620e-003
tblVehicleEF	LHD2	4.3220e-003	3.7010e-003
tblVehicleEF	LHD2	9.1410e-003	0.01
tblVehicleEF	LHD2	0.13	0.16
tblVehicleEF	LHD2	0.37	0.41
tblVehicleEF	LHD2	1.32	0.73
tblVehicleEF	LHD2	13.67	13.61
tblVehicleEF	LHD2	619.08	679.11
tblVehicleEF	LHD2	28.46	9.96
tblVehicleEF	LHD2	0.10	0.09
tblVehicleEF	LHD2	0.82	0.88
tblVehicleEF	LHD2	1.1890e-003	1.1970e-003
tblVehicleEF	LHD2	0.01	0.01
tblVehicleEF	LHD2	9.7400e-003	0.01
tblVehicleEF	LHD2	4.6100e-004	1.4900e-004

tblVehicleEF	LHD2	1.1370e-003	1.1460e-003
tblVehicleEF	LHD2	2.6460e-003	2.6120e-003
tblVehicleEF	LHD2	9.3060e-003	9.6640e-003
tblVehicleEF	LHD2	4.2300e-004	1.3700e-004
tblVehicleEF	LHD2	1.6270e-003	2.0410e-003
tblVehicleEF	LHD2	0.04	0.05
tblVehicleEF	LHD2	0.02	0.02
tblVehicleEF	LHD2	1.0610e-003	1.2770e-003
tblVehicleEF	LHD2	0.05	0.05
tblVehicleEF	LHD2	0.08	0.29
tblVehicleEF	LHD2	0.12	0.05
tblVehicleEF	LHD2	1.3400e-004	1.3100e-004
tblVehicleEF	LHD2	6.0340e-003	6.5780e-003
tblVehicleEF	LHD2	3.0900e-004	9.9000e-005
tblVehicleEF	LHD2	1.6270e-003	2.0410e-003
tblVehicleEF	LHD2	0.04	0.05
tblVehicleEF	LHD2	0.02	0.03
tblVehicleEF	LHD2	1.0610e-003	1.2770e-003
tblVehicleEF	LHD2	0.05	0.06
tblVehicleEF	LHD2	0.08	0.29
tblVehicleEF	LHD2	0.13	0.06
tblVehicleEF	LHD2	4.2890e-003	4.2510e-003
tblVehicleEF	LHD2	4.2570e-003	3.6530e-003
tblVehicleEF	LHD2	9.5090e-003	0.01
tblVehicleEF	LHD2	0.13	0.16
tblVehicleEF	LHD2	0.36	0.41
tblVehicleEF	LHD2	1.38	0.76

tblVehicleEF	LHD2	13.67	13.61
tblVehicleEF	LHD2	619.08	679.10
tblVehicleEF	LHD2	28.46	10.02
tblVehicleEF	LHD2	0.10	0.09
tblVehicleEF	LHD2	0.85	0.92
tblVehicleEF	LHD2	1.1890e-003	1.1970e-003
tblVehicleEF	LHD2	0.01	0.01
tblVehicleEF	LHD2	9.7400e-003	0.01
tblVehicleEF	LHD2	4.6100e-004	1.4900e-004
tblVehicleEF	LHD2	1.1370e-003	1.1460e-003
tblVehicleEF	LHD2	2.6460e-003	2.6120e-003
tblVehicleEF	LHD2	9.3060e-003	9.6640e-003
tblVehicleEF	LHD2	4.2300e-004	1.3700e-004
tblVehicleEF	LHD2	1.1810e-003	1.5020e-003
tblVehicleEF	LHD2	0.04	0.06
tblVehicleEF	LHD2	0.02	0.02
tblVehicleEF	LHD2	7.7800e-004	9.3300e-004
tblVehicleEF	LHD2	0.05	0.05
tblVehicleEF	LHD2	0.10	0.33
tblVehicleEF	LHD2	0.13	0.06
tblVehicleEF	LHD2	1.3400e-004	1.3100e-004
tblVehicleEF	LHD2	6.0340e-003	6.5780e-003
tblVehicleEF	LHD2	3.1000e-004	9.9000e-005
tblVehicleEF	LHD2	1.1810e-003	1.5020e-003
tblVehicleEF	LHD2	0.04	0.06
tblVehicleEF	LHD2	0.02	0.03
tblVehicleEF	LHD2	7.7800e-004	9.3300e-004

tblVehicleEF	LHD2	0.05	0.06
tblVehicleEF	LHD2	0.10	0.33
tblVehicleEF	LHD2	0.14	0.06
tblVehicleEF	MCY	0.48	0.35
tblVehicleEF	MCY	0.15	0.24
tblVehicleEF	MCY	18.61	18.90
tblVehicleEF	MCY	9.56	8.43
tblVehicleEF	MCY	177.57	214.49
tblVehicleEF	MCY	45.30	60.11
tblVehicleEF	MCY	1.12	1.12
tblVehicleEF	MCY	2.1370e-003	2.1160e-003
tblVehicleEF	MCY	3.9240e-003	3.2680e-003
tblVehicleEF	MCY	1.9990e-003	1.9800e-003
tblVehicleEF	MCY	3.7000e-003	3.0810e-003
tblVehicleEF	MCY	1.13	1.16
tblVehicleEF	MCY	0.69	0.72
tblVehicleEF	MCY	0.71	0.72
tblVehicleEF	MCY	2.38	2.40
tblVehicleEF	MCY	0.65	2.07
tblVehicleEF	MCY	2.05	1.82
tblVehicleEF	MCY	2.1510e-003	2.1230e-003
tblVehicleEF	MCY	6.7000e-004	5.9500e-004
tblVehicleEF	MCY	1.13	1.16
tblVehicleEF	MCY	0.69	0.72
tblVehicleEF	MCY	0.71	0.72
tblVehicleEF	MCY	2.95	2.97
tblVehicleEF	MCY	0.65	2.07

tblVehicleEF	MCY	2.24	1.98
tblVehicleEF	MCY	0.47	0.35
tblVehicleEF	MCY	0.14	0.21
tblVehicleEF	MCY	17.91	18.17
tblVehicleEF	MCY	8.81	7.74
tblVehicleEF	MCY	177.57	213.12
tblVehicleEF	MCY	45.30	58.36
tblVehicleEF	MCY	0.98	0.98
tblVehicleEF	MCY	2.1370e-003	2.1160e-003
tblVehicleEF	MCY	3.9240e-003	3.2680e-003
tblVehicleEF	MCY	1.9990e-003	1.9800e-003
tblVehicleEF	MCY	3.7000e-003	3.0810e-003
tblVehicleEF	MCY	1.71	1.74
tblVehicleEF	MCY	0.73	0.76
tblVehicleEF	MCY	1.12	1.14
tblVehicleEF	MCY	2.33	2.34
tblVehicleEF	MCY	0.61	1.94
tblVehicleEF	MCY	1.85	1.62
tblVehicleEF	MCY	2.1380e-003	2.1090e-003
tblVehicleEF	MCY	6.5100e-004	5.7700e-004
tblVehicleEF	MCY	1.71	1.74
tblVehicleEF	MCY	0.73	0.76
tblVehicleEF	MCY	1.12	1.14
tblVehicleEF	MCY	2.89	2.90
tblVehicleEF	MCY	0.61	1.94
tblVehicleEF	MCY	2.01	1.77
tblVehicleEF	MCY	0.48	0.35

tblVehicleEF	MCY	0.15	0.24
tblVehicleEF	MCY	18.72	19.01
tblVehicleEF	MCY	9.67	8.55
tblVehicleEF	MCY	177.57	214.70
tblVehicleEF	MCY	45.30	60.42
tblVehicleEF	MCY	1.09	1.09
tblVehicleEF	MCY	2.1370e-003	2.1160e-003
tblVehicleEF	MCY	3.9240e-003	3.2680e-003
tblVehicleEF	MCY	1.9990e-003	1.9800e-003
tblVehicleEF	MCY	3.7000e-003	3.0810e-003
tblVehicleEF	MCY	1.26	1.28
tblVehicleEF	MCY	0.89	0.92
tblVehicleEF	MCY	0.75	0.76
tblVehicleEF	MCY	2.39	2.41
tblVehicleEF	MCY	0.75	2.38
tblVehicleEF	MCY	2.09	1.86
tblVehicleEF	MCY	2.1530e-003	2.1250e-003
tblVehicleEF	MCY	6.7300e-004	5.9800e-004
tblVehicleEF	MCY	1.26	1.28
tblVehicleEF	MCY	0.89	0.92
tblVehicleEF	MCY	0.75	0.76
tblVehicleEF	MCY	2.97	2.98
tblVehicleEF	MCY	0.75	2.38
tblVehicleEF	MCY	2.28	2.02
tblVehicleEF	MDV	0.01	5.6010e-003
tblVehicleEF	MDV	0.01	0.08
tblVehicleEF	MDV	1.26	1.12

tblVehicleEF	MDV	2.62	3.12
tblVehicleEF	MDV	500.02	420.73
tblVehicleEF	MDV	108.15	86.72
tblVehicleEF	MDV	0.14	0.10
tblVehicleEF	MDV	1.9190e-003	1.7850e-003
tblVehicleEF	MDV	2.3090e-003	1.9840e-003
tblVehicleEF	MDV	1.7700e-003	1.6470e-003
tblVehicleEF	MDV	2.1250e-003	1.8250e-003
tblVehicleEF	MDV	0.07	0.08
tblVehicleEF	MDV	0.16	0.14
tblVehicleEF	MDV	0.07	0.09
tblVehicleEF	MDV	0.03	0.02
tblVehicleEF	MDV	0.10	0.42
tblVehicleEF	MDV	0.20	0.41
tblVehicleEF	MDV	5.0080e-003	4.1600e-003
tblVehicleEF	MDV	1.1270e-003	8.5800e-004
tblVehicleEF	MDV	0.07	0.08
tblVehicleEF	MDV	0.16	0.14
tblVehicleEF	MDV	0.07	0.09
tblVehicleEF	MDV	0.04	0.03
tblVehicleEF	MDV	0.10	0.42
tblVehicleEF	MDV	0.22	0.45
tblVehicleEF	MDV	0.01	5.9080e-003
tblVehicleEF	MDV	0.01	0.08
tblVehicleEF	MDV	1.36	1.20
tblVehicleEF	MDV	2.27	2.69
tblVehicleEF	MDV	519.96	432.28

tblVehicleEF	MDV	108.15	85.89
tblVehicleEF	MDV	0.12	0.09
tblVehicleEF	MDV	1.9190e-003	1.7850e-003
tblVehicleEF	MDV	2.3090e-003	1.9840e-003
tblVehicleEF	MDV	1.7700e-003	1.6470e-003
tblVehicleEF	MDV	2.1250e-003	1.8250e-003
tblVehicleEF	MDV	0.10	0.12
tblVehicleEF	MDV	0.16	0.14
tblVehicleEF	MDV	0.10	0.12
tblVehicleEF	MDV	0.03	0.03
tblVehicleEF	MDV	0.09	0.39
tblVehicleEF	MDV	0.18	0.37
tblVehicleEF	MDV	5.2090e-003	4.2740e-003
tblVehicleEF	MDV	1.1210e-003	8.5000e-004
tblVehicleEF	MDV	0.10	0.12
tblVehicleEF	MDV	0.16	0.14
tblVehicleEF	MDV	0.10	0.12
tblVehicleEF	MDV	0.05	0.04
tblVehicleEF	MDV	0.09	0.39
tblVehicleEF	MDV	0.20	0.40
tblVehicleEF	MDV	0.01	5.5000e-003
tblVehicleEF	MDV	0.02	0.09
tblVehicleEF	MDV	1.23	1.08
tblVehicleEF	MDV	2.69	3.21
tblVehicleEF	MDV	492.66	416.47
tblVehicleEF	MDV	108.15	86.90
tblVehicleEF	MDV	0.13	0.10

tblVehicleEF	MDV	1.9190e-003	1.7850e-003
tblVehicleEF	MDV	2.3090e-003	1.9840e-003
tblVehicleEF	MDV	1.7700e-003	1.6470e-003
tblVehicleEF	MDV	2.1250e-003	1.8250e-003
tblVehicleEF	MDV	0.06	0.08
tblVehicleEF	MDV	0.17	0.15
tblVehicleEF	MDV	0.07	0.09
tblVehicleEF	MDV	0.03	0.02
tblVehicleEF	MDV	0.11	0.49
tblVehicleEF	MDV	0.20	0.42
tblVehicleEF	MDV	4.9340e-003	4.1170e-003
tblVehicleEF	MDV	1.1290e-003	8.6000e-004
tblVehicleEF	MDV	0.06	0.08
tblVehicleEF	MDV	0.17	0.15
tblVehicleEF	MDV	0.07	0.09
tblVehicleEF	MDV	0.04	0.03
tblVehicleEF	MDV	0.11	0.49
tblVehicleEF	MDV	0.22	0.46
tblVehicleEF	MH	0.03	3.3600e-003
tblVehicleEF	MH	0.02	0.00
tblVehicleEF	MH	2.15	0.31
tblVehicleEF	MH	5.50	0.00
tblVehicleEF	MH	1,108.90	981.53
tblVehicleEF	MH	57.43	0.00
tblVehicleEF	MH	1.43	3.91
tblVehicleEF	MH	0.01	0.02
tblVehicleEF	MH	0.03	0.10

tblVehicleEF	MH	1.0490e-003	0.00
tblVehicleEF	MH	3.2420e-003	4.0000e-003
tblVehicleEF	MH	0.03	0.09
tblVehicleEF	MH	9.6500e-004	0.00
tblVehicleEF	MH	0.95	0.00
tblVehicleEF	MH	0.07	0.00
tblVehicleEF	MH	0.41	0.00
tblVehicleEF	MH	0.09	0.07
tblVehicleEF	MH	0.02	0.00
tblVehicleEF	MH	0.32	0.00
tblVehicleEF	MH	0.01	9.2790e-003
tblVehicleEF	MH	6.7000e-004	0.00
tblVehicleEF	MH	0.95	0.00
tblVehicleEF	MH	0.07	0.00
tblVehicleEF	MH	0.41	0.00
tblVehicleEF	MH	0.12	0.08
tblVehicleEF	MH	0.02	0.00
tblVehicleEF	MH	0.35	0.00
tblVehicleEF	MH	0.03	3.3600e-003
tblVehicleEF	MH	0.02	0.00
tblVehicleEF	MH	2.21	0.31
tblVehicleEF	MH	5.21	0.00
tblVehicleEF	MH	1,108.90	981.53
tblVehicleEF	MH	57.43	0.00
tblVehicleEF	MH	1.33	3.70
tblVehicleEF	MH	0.01	0.02
tblVehicleEF	MH	0.03	0.10

tblVehicleEF	MH	1.0490e-003	0.00
tblVehicleEF	MH	3.2420e-003	4.0000e-003
tblVehicleEF	MH	0.03	0.09
tblVehicleEF	MH	9.6500e-004	0.00
tblVehicleEF	MH	1.28	0.00
tblVehicleEF	MH	0.07	0.00
tblVehicleEF	MH	0.56	0.00
tblVehicleEF	MH	0.09	0.07
tblVehicleEF	MH	0.02	0.00
tblVehicleEF	MH	0.31	0.00
tblVehicleEF	MH	0.01	9.2790e-003
tblVehicleEF	MH	6.6500e-004	0.00
tblVehicleEF	MH	1.28	0.00
tblVehicleEF	MH	0.07	0.00
tblVehicleEF	MH	0.56	0.00
tblVehicleEF	MH	0.12	0.08
tblVehicleEF	MH	0.02	0.00
tblVehicleEF	MH	0.34	0.00
tblVehicleEF	MH	0.03	3.3600e-003
tblVehicleEF	MH	0.02	0.00
tblVehicleEF	MH	2.13	0.31
tblVehicleEF	MH	5.54	0.00
tblVehicleEF	MH	1,108.90	981.53
tblVehicleEF	MH	57.43	0.00
tblVehicleEF	MH	1.40	3.84
tblVehicleEF	MH	0.01	0.02
tblVehicleEF	MH	0.03	0.10

tblVehicleEF	MH	1.0490e-003	0.00
tblVehicleEF	MH	3.2420e-003	4.0000e-003
tblVehicleEF	MH	0.03	0.09
tblVehicleEF	MH	9.6500e-004	0.00
tblVehicleEF	MH	1.05	0.00
tblVehicleEF	MH	0.08	0.00
tblVehicleEF	MH	0.43	0.00
tblVehicleEF	MH	0.09	0.07
tblVehicleEF	MH	0.02	0.00
tblVehicleEF	MH	0.32	0.00
tblVehicleEF	MH	0.01	9.2790e-003
tblVehicleEF	MH	6.7100e-004	0.00
tblVehicleEF	MH	1.05	0.00
tblVehicleEF	MH	0.08	0.00
tblVehicleEF	MH	0.43	0.00
tblVehicleEF	MH	0.12	0.08
tblVehicleEF	MH	0.02	0.00
tblVehicleEF	MH	0.35	0.00
tblVehicleEF	MHD	0.02	4.9130e-003
tblVehicleEF	MHD	4.2090e-003	5.6110e-003
tblVehicleEF	MHD	0.05	0.01
tblVehicleEF	MHD	0.36	0.39
tblVehicleEF	MHD	0.33	0.51
tblVehicleEF	MHD	6.12	1.31
tblVehicleEF	MHD	141.40	56.75
tblVehicleEF	MHD	1,144.82	1,086.34
tblVehicleEF	MHD	60.68	12.86

tblVehicleEF	MHD	0.54	0.43
tblVehicleEF	MHD	1.18	1.96
tblVehicleEF	MHD	2.3000e-004	1.4510e-003
tblVehicleEF	MHD	5.5730e-003	0.05
tblVehicleEF	MHD	7.9300e-004	1.1900e-004
tblVehicleEF	MHD	2.2000e-004	1.3880e-003
tblVehicleEF	MHD	5.3290e-003	0.05
tblVehicleEF	MHD	7.2900e-004	1.0900e-004
tblVehicleEF	MHD	1.1360e-003	4.8700e-004
tblVehicleEF	MHD	0.04	0.02
tblVehicleEF	MHD	0.03	0.02
tblVehicleEF	MHD	7.3800e-004	3.2900e-004
tblVehicleEF	MHD	0.04	0.09
tblVehicleEF	MHD	0.02	0.10
tblVehicleEF	MHD	0.38	0.06
tblVehicleEF	MHD	1.3610e-003	5.4000e-004
tblVehicleEF	MHD	0.01	0.01
tblVehicleEF	MHD	7.1400e-004	1.2700e-004
tblVehicleEF	MHD	1.1360e-003	4.8700e-004
tblVehicleEF	MHD	0.04	0.02
tblVehicleEF	MHD	0.04	0.03
tblVehicleEF	MHD	7.3800e-004	3.2900e-004
tblVehicleEF	MHD	0.05	0.11
tblVehicleEF	MHD	0.02	0.10
tblVehicleEF	MHD	0.41	0.07
tblVehicleEF	MHD	0.02	4.6520e-003
tblVehicleEF	MHD	4.2610e-003	5.6470e-003

tblVehicleEF	MHD	0.05	0.01
tblVehicleEF	MHD	0.26	0.31
tblVehicleEF	MHD	0.34	0.51
tblVehicleEF	MHD	5.83	1.25
tblVehicleEF	MHD	149.77	57.73
tblVehicleEF	MHD	1,144.82	1,086.35
tblVehicleEF	MHD	60.68	12.75
tblVehicleEF	MHD	0.56	0.43
tblVehicleEF	MHD	1.12	1.85
tblVehicleEF	MHD	1.9400e-004	1.2250e-003
tblVehicleEF	MHD	5.5730e-003	0.05
tblVehicleEF	MHD	7.9300e-004	1.1900e-004
tblVehicleEF	MHD	1.8500e-004	1.1720e-003
tblVehicleEF	MHD	5.3290e-003	0.05
tblVehicleEF	MHD	7.2900e-004	1.0900e-004
tblVehicleEF	MHD	1.6040e-003	6.8900e-004
tblVehicleEF	MHD	0.05	0.02
tblVehicleEF	MHD	0.02	0.02
tblVehicleEF	MHD	1.0240e-003	4.5600e-004
tblVehicleEF	MHD	0.04	0.09
tblVehicleEF	MHD	0.02	0.09
tblVehicleEF	MHD	0.36	0.06
tblVehicleEF	MHD	1.4400e-003	5.5000e-004
tblVehicleEF	MHD	0.01	0.01
tblVehicleEF	MHD	7.0900e-004	1.2600e-004
tblVehicleEF	MHD	1.6040e-003	6.8900e-004
tblVehicleEF	MHD	0.05	0.02

tblVehicleEF	MHD	0.03	0.03
tblVehicleEF	MHD	1.0240e-003	4.5600e-004
tblVehicleEF	MHD	0.05	0.11
tblVehicleEF	MHD	0.02	0.09
tblVehicleEF	MHD	0.40	0.06
tblVehicleEF	MHD	0.02	5.2900e-003
tblVehicleEF	MHD	4.1930e-003	5.5990e-003
tblVehicleEF	MHD	0.05	0.01
tblVehicleEF	MHD	0.50	0.50
tblVehicleEF	MHD	0.33	0.51
tblVehicleEF	MHD	6.17	1.32
tblVehicleEF	MHD	129.83	55.39
tblVehicleEF	MHD	1,144.82	1,086.34
tblVehicleEF	MHD	60.68	12.88
tblVehicleEF	MHD	0.52	0.42
tblVehicleEF	MHD	1.16	1.92
tblVehicleEF	MHD	2.8000e-004	1.7620e-003
tblVehicleEF	MHD	5.5730e-003	0.05
tblVehicleEF	MHD	7.9300e-004	1.1900e-004
tblVehicleEF	MHD	2.6800e-004	1.6860e-003
tblVehicleEF	MHD	5.3290e-003	0.05
tblVehicleEF	MHD	7.2900e-004	1.0900e-004
tblVehicleEF	MHD	1.1820e-003	4.9800e-004
tblVehicleEF	MHD	0.05	0.02
tblVehicleEF	MHD	0.03	0.03
tblVehicleEF	MHD	7.5300e-004	3.3100e-004
tblVehicleEF	MHD	0.04	0.09

tblVehicleEF	MHD	0.02	0.11
tblVehicleEF	MHD	0.38	0.06
tblVehicleEF	MHD	1.2520e-003	5.2700e-004
tblVehicleEF	MHD	0.01	0.01
tblVehicleEF	MHD	7.1500e-004	1.2700e-004
tblVehicleEF	MHD	1.1820e-003	4.9800e-004
tblVehicleEF	MHD	0.05	0.02
tblVehicleEF	MHD	0.04	0.03
tblVehicleEF	MHD	7.5300e-004	3.3100e-004
tblVehicleEF	MHD	0.05	0.11
tblVehicleEF	MHD	0.02	0.11
tblVehicleEF	MHD	0.42	0.07
tblVehicleEF	OBUS	0.01	9.0600e-003
tblVehicleEF	OBUS	8.4360e-003	9.3580e-003
tblVehicleEF	OBUS	0.03	0.02
tblVehicleEF	OBUS	0.28	0.55
tblVehicleEF	OBUS	0.58	1.01
tblVehicleEF	OBUS	5.60	2.44
tblVehicleEF	OBUS	84.68	84.33
tblVehicleEF	OBUS	1,226.51	1,422.10
tblVehicleEF	OBUS	69.78	20.28
tblVehicleEF	OBUS	0.42	0.52
tblVehicleEF	OBUS	1.44	1.85
tblVehicleEF	OBUS	1.4500e-004	2.0430e-003
tblVehicleEF	OBUS	7.3790e-003	0.04
tblVehicleEF	OBUS	8.3400e-004	1.9500e-004
tblVehicleEF	OBUS	1.3900e-004	1.9550e-003

tblVehicleEF	OBUS	7.0420e-003	0.03
tblVehicleEF	OBUS	7.6700e-004	1.7900e-004
tblVehicleEF	OBUS	1.4250e-003	1.8490e-003
tblVehicleEF	OBUS	0.02	0.02
tblVehicleEF	OBUS	0.04	0.06
tblVehicleEF	OBUS	7.6500e-004	9.7800e-004
tblVehicleEF	OBUS	0.06	0.10
tblVehicleEF	OBUS	0.04	0.23
tblVehicleEF	OBUS	0.35	0.12
tblVehicleEF	OBUS	8.2000e-004	8.0300e-004
tblVehicleEF	OBUS	0.01	0.01
tblVehicleEF	OBUS	7.9600e-004	2.0100e-004
tblVehicleEF	OBUS	1.4250e-003	1.8490e-003
tblVehicleEF	OBUS	0.02	0.02
tblVehicleEF	OBUS	0.05	0.08
tblVehicleEF	OBUS	7.6500e-004	9.7800e-004
tblVehicleEF	OBUS	0.07	0.12
tblVehicleEF	OBUS	0.04	0.23
tblVehicleEF	OBUS	0.39	0.13
tblVehicleEF	OBUS	0.01	9.0790e-003
tblVehicleEF	OBUS	8.5800e-003	9.4940e-003
tblVehicleEF	OBUS	0.03	0.02
tblVehicleEF	OBUS	0.26	0.53
tblVehicleEF	OBUS	0.58	1.02
tblVehicleEF	OBUS	5.31	2.31
tblVehicleEF	OBUS	88.70	84.93
tblVehicleEF	OBUS	1,226.51	1,422.12

tblVehicleEF	OBUS	69.78	20.06
tblVehicleEF	OBUS	0.43	0.52
tblVehicleEF	OBUS	1.35	1.74
tblVehicleEF	OBUS	1.2200e-004	1.7270e-003
tblVehicleEF	OBUS	7.3790e-003	0.04
tblVehicleEF	OBUS	8.3400e-004	1.9500e-004
tblVehicleEF	OBUS	1.1700e-004	1.6520e-003
tblVehicleEF	OBUS	7.0420e-003	0.03
tblVehicleEF	OBUS	7.6700e-004	1.7900e-004
tblVehicleEF	OBUS	1.9610e-003	2.5310e-003
tblVehicleEF	OBUS	0.02	0.02
tblVehicleEF	OBUS	0.04	0.06
tblVehicleEF	OBUS	1.0530e-003	1.3340e-003
tblVehicleEF	OBUS	0.06	0.10
tblVehicleEF	OBUS	0.04	0.22
tblVehicleEF	OBUS	0.34	0.11
tblVehicleEF	OBUS	8.5900e-004	8.0900e-004
tblVehicleEF	OBUS	0.01	0.01
tblVehicleEF	OBUS	7.9100e-004	1.9900e-004
tblVehicleEF	OBUS	1.9610e-003	2.5310e-003
tblVehicleEF	OBUS	0.02	0.02
tblVehicleEF	OBUS	0.05	0.08
tblVehicleEF	OBUS	1.0530e-003	1.3340e-003
tblVehicleEF	OBUS	0.07	0.12
tblVehicleEF	OBUS	0.04	0.22
tblVehicleEF	OBUS	0.37	0.13
tblVehicleEF	OBUS	0.01	9.0540e-003

tblVehicleEF	OBUS	8.3930e-003	9.3190e-003
tblVehicleEF	OBUS	0.03	0.02
tblVehicleEF	OBUS	0.29	0.59
tblVehicleEF	OBUS	0.57	1.00
tblVehicleEF	OBUS	5.64	2.46
tblVehicleEF	OBUS	79.14	83.50
tblVehicleEF	OBUS	1,226.51	1,422.09
tblVehicleEF	OBUS	69.78	20.31
tblVehicleEF	OBUS	0.40	0.52
tblVehicleEF	OBUS	1.41	1.81
tblVehicleEF	OBUS	1.7600e-004	2.4810e-003
tblVehicleEF	OBUS	7.3790e-003	0.04
tblVehicleEF	OBUS	8.3400e-004	1.9500e-004
tblVehicleEF	OBUS	1.6900e-004	2.3730e-003
tblVehicleEF	OBUS	7.0420e-003	0.03
tblVehicleEF	OBUS	7.6700e-004	1.7900e-004
tblVehicleEF	OBUS	1.4580e-003	1.9070e-003
tblVehicleEF	OBUS	0.02	0.02
tblVehicleEF	OBUS	0.04	0.06
tblVehicleEF	OBUS	7.6200e-004	9.8200e-004
tblVehicleEF	OBUS	0.06	0.10
tblVehicleEF	OBUS	0.04	0.24
tblVehicleEF	OBUS	0.36	0.12
tblVehicleEF	OBUS	7.6700e-004	7.9500e-004
tblVehicleEF	OBUS	0.01	0.01
tblVehicleEF	OBUS	7.9700e-004	2.0100e-004
tblVehicleEF	OBUS	1.4580e-003	1.9070e-003

tblVehicleEF	OBUS	0.02	0.02
tblVehicleEF	OBUS	0.05	0.08
tblVehicleEF	OBUS	7.6200e-004	9.8200e-004
tblVehicleEF	OBUS	0.07	0.12
tblVehicleEF	OBUS	0.04	0.24
tblVehicleEF	OBUS	0.39	0.13
tblVehicleEF	SBUS	0.87	0.07
tblVehicleEF	SBUS	0.02	0.01
tblVehicleEF	SBUS	0.09	7.1320e-003
tblVehicleEF	SBUS	8.16	2.80
tblVehicleEF	SBUS	1.19	1.03
tblVehicleEF	SBUS	9.61	1.02
tblVehicleEF	SBUS	1,131.05	356.18
tblVehicleEF	SBUS	1,090.69	1,128.82
tblVehicleEF	SBUS	54.18	5.79
tblVehicleEF	SBUS	9.79	3.82
tblVehicleEF	SBUS	4.65	6.33
tblVehicleEF	SBUS	0.01	6.3360e-003
tblVehicleEF	SBUS	0.01	0.01
tblVehicleEF	SBUS	0.03	0.04
tblVehicleEF	SBUS	9.3500e-004	6.5000e-005
tblVehicleEF	SBUS	0.01	6.0620e-003
tblVehicleEF	SBUS	2.6810e-003	2.6580e-003
tblVehicleEF	SBUS	0.02	0.04
tblVehicleEF	SBUS	8.6000e-004	6.0000e-005
tblVehicleEF	SBUS	3.6480e-003	1.1350e-003
tblVehicleEF	SBUS	0.04	0.01

tblVehicleEF	SBUS	0.98	0.34
tblVehicleEF	SBUS	1.9360e-003	5.7500e-004
tblVehicleEF	SBUS	0.13	0.14
tblVehicleEF	SBUS	0.02	0.07
tblVehicleEF	SBUS	0.51	0.04
tblVehicleEF	SBUS	0.01	3.4000e-003
tblVehicleEF	SBUS	0.01	0.01
tblVehicleEF	SBUS	7.0800e-004	5.7000e-005
tblVehicleEF	SBUS	3.6480e-003	1.1350e-003
tblVehicleEF	SBUS	0.04	0.01
tblVehicleEF	SBUS	1.42	0.48
tblVehicleEF	SBUS	1.9360e-003	5.7500e-004
tblVehicleEF	SBUS	0.16	0.17
tblVehicleEF	SBUS	0.02	0.07
tblVehicleEF	SBUS	0.56	0.05
tblVehicleEF	SBUS	0.87	0.07
tblVehicleEF	SBUS	0.02	0.01
tblVehicleEF	SBUS	0.08	6.4080e-003
tblVehicleEF	SBUS	8.04	2.75
tblVehicleEF	SBUS	1.21	1.05
tblVehicleEF	SBUS	7.94	0.84
tblVehicleEF	SBUS	1,182.37	367.48
tblVehicleEF	SBUS	1,090.69	1,128.85
tblVehicleEF	SBUS	54.18	5.50
tblVehicleEF	SBUS	10.10	3.93
tblVehicleEF	SBUS	4.39	5.98
tblVehicleEF	SBUS	8.9100e-003	5.3460e-003

tblVehicleEF	SBUS	0.01	0.01
tblVehicleEF	SBUS	0.03	0.04
tblVehicleEF	SBUS	9.3500e-004	6.5000e-005
tblVehicleEF	SBUS	8.5240e-003	5.1150e-003
tblVehicleEF	SBUS	2.6810e-003	2.6580e-003
tblVehicleEF	SBUS	0.02	0.04
tblVehicleEF	SBUS	8.6000e-004	6.0000e-005
tblVehicleEF	SBUS	4.9860e-003	1.5480e-003
tblVehicleEF	SBUS	0.04	0.01
tblVehicleEF	SBUS	0.98	0.34
tblVehicleEF	SBUS	2.6570e-003	7.8500e-004
tblVehicleEF	SBUS	0.13	0.14
tblVehicleEF	SBUS	0.01	0.06
tblVehicleEF	SBUS	0.46	0.04
tblVehicleEF	SBUS	0.01	3.5060e-003
tblVehicleEF	SBUS	0.01	0.01
tblVehicleEF	SBUS	6.8100e-004	5.4000e-005
tblVehicleEF	SBUS	4.9860e-003	1.5480e-003
tblVehicleEF	SBUS	0.04	0.01
tblVehicleEF	SBUS	1.42	0.48
tblVehicleEF	SBUS	2.6570e-003	7.8500e-004
tblVehicleEF	SBUS	0.16	0.17
tblVehicleEF	SBUS	0.01	0.06
tblVehicleEF	SBUS	0.50	0.04
tblVehicleEF	SBUS	0.87	0.07
tblVehicleEF	SBUS	0.02	0.01
tblVehicleEF	SBUS	0.09	7.2360e-003

tblVehicleEF	SBUS	8.33	2.86
tblVehicleEF	SBUS	1.18	1.03
tblVehicleEF	SBUS	9.77	1.03
tblVehicleEF	SBUS	1,060.18	340.58
tblVehicleEF	SBUS	1,090.69	1,128.81
tblVehicleEF	SBUS	54.18	5.82
tblVehicleEF	SBUS	9.36	3.67
tblVehicleEF	SBUS	4.57	6.22
tblVehicleEF	SBUS	0.01	7.7020e-003
tblVehicleEF	SBUS	0.01	0.01
tblVehicleEF	SBUS	0.03	0.04
tblVehicleEF	SBUS	9.3500e-004	6.5000e-005
tblVehicleEF	SBUS	0.01	7.3690e-003
tblVehicleEF	SBUS	2.6810e-003	2.6580e-003
tblVehicleEF	SBUS	0.02	0.04
tblVehicleEF	SBUS	8.6000e-004	6.0000e-005
tblVehicleEF	SBUS	3.6990e-003	1.1730e-003
tblVehicleEF	SBUS	0.04	0.01
tblVehicleEF	SBUS	0.99	0.34
tblVehicleEF	SBUS	1.8970e-003	5.6800e-004
tblVehicleEF	SBUS	0.13	0.14
tblVehicleEF	SBUS	0.02	0.09
tblVehicleEF	SBUS	0.51	0.04
tblVehicleEF	SBUS	0.01	3.2520e-003
tblVehicleEF	SBUS	0.01	0.01
tblVehicleEF	SBUS	7.1100e-004	5.8000e-005
tblVehicleEF	SBUS	3.6990e-003	1.1730e-003

tblVehicleEF	SBUS	0.04	0.01
tblVehicleEF	SBUS	1.42	0.48
tblVehicleEF	SBUS	1.8970e-003	5.6800e-004
tblVehicleEF	SBUS	0.16	0.17
tblVehicleEF	SBUS	0.02	0.09
tblVehicleEF	SBUS	0.56	0.05
tblVehicleEF	UBUS	1.93	7.28
tblVehicleEF	UBUS	0.07	0.03
tblVehicleEF	UBUS	8.96	27.90
tblVehicleEF	UBUS	13.19	1.81
tblVehicleEF	UBUS	1,828.32	2,044.63
tblVehicleEF	UBUS	133.38	22.76
tblVehicleEF	UBUS	4.82	4.04
tblVehicleEF	UBUS	0.53	0.08
tblVehicleEF	UBUS	0.01	0.03
tblVehicleEF	UBUS	0.04	5.2920e-003
tblVehicleEF	UBUS	1.1810e-003	4.0000e-005
tblVehicleEF	UBUS	0.23	0.03
tblVehicleEF	UBUS	3.0000e-003	7.5850e-003
tblVehicleEF	UBUS	0.04	5.0590e-003
tblVehicleEF	UBUS	1.0860e-003	3.6000e-005
tblVehicleEF	UBUS	6.1570e-003	2.6630e-003
tblVehicleEF	UBUS	0.10	0.03
tblVehicleEF	UBUS	3.6270e-003	1.8540e-003
tblVehicleEF	UBUS	0.53	0.11
tblVehicleEF	UBUS	0.03	0.21
tblVehicleEF	UBUS	0.96	0.15

tblVehicleEF	UBUS	8.6430e-003	4.3420e-003
tblVehicleEF	UBUS	1.5700e-003	2.2500e-004
tblVehicleEF	UBUS	6.1570e-003	2.6630e-003
tblVehicleEF	UBUS	0.10	0.03
tblVehicleEF	UBUS	3.6270e-003	1.8540e-003
tblVehicleEF	UBUS	2.52	7.44
tblVehicleEF	UBUS	0.03	0.21
tblVehicleEF	UBUS	1.05	0.16
tblVehicleEF	UBUS	1.94	7.28
tblVehicleEF	UBUS	0.07	0.03
tblVehicleEF	UBUS	9.02	27.90
tblVehicleEF	UBUS	11.63	1.61
tblVehicleEF	UBUS	1,828.32	2,044.63
tblVehicleEF	UBUS	133.38	22.40
tblVehicleEF	UBUS	4.53	4.03
tblVehicleEF	UBUS	0.53	0.08
tblVehicleEF	UBUS	0.01	0.03
tblVehicleEF	UBUS	0.04	5.2920e-003
tblVehicleEF	UBUS	1.1810e-003	4.0000e-005
tblVehicleEF	UBUS	0.23	0.03
tblVehicleEF	UBUS	3.0000e-003	7.5850e-003
tblVehicleEF	UBUS	0.04	5.0590e-003
tblVehicleEF	UBUS	1.0860e-003	3.6000e-005
tblVehicleEF	UBUS	8.2530e-003	3.6380e-003
tblVehicleEF	UBUS	0.10	0.03
tblVehicleEF	UBUS	4.8310e-003	2.4730e-003
tblVehicleEF	UBUS	0.53	0.11

tblVehicleEF	UBUS	0.03	0.19
tblVehicleEF	UBUS	0.89	0.14
tblVehicleEF	UBUS	8.6450e-003	4.3420e-003
tblVehicleEF	UBUS	1.5430e-003	2.2200e-004
tblVehicleEF	UBUS	8.2530e-003	3.6380e-003
tblVehicleEF	UBUS	0.10	0.03
tblVehicleEF	UBUS	4.8310e-003	2.4730e-003
tblVehicleEF	UBUS	2.53	7.44
tblVehicleEF	UBUS	0.03	0.19
tblVehicleEF	UBUS	0.98	0.15
tblVehicleEF	UBUS	1.93	7.28
tblVehicleEF	UBUS	0.07	0.03
tblVehicleEF	UBUS	8.95	27.90
tblVehicleEF	UBUS	13.46	1.85
tblVehicleEF	UBUS	1,828.32	2,044.63
tblVehicleEF	UBUS	133.38	22.82
tblVehicleEF	UBUS	4.73	4.04
tblVehicleEF	UBUS	0.53	0.08
tblVehicleEF	UBUS	0.01	0.03
tblVehicleEF	UBUS	0.04	5.2920e-003
tblVehicleEF	UBUS	1.1810e-003	4.0000e-005
tblVehicleEF	UBUS	0.23	0.03
tblVehicleEF	UBUS	3.0000e-003	7.5850e-003
tblVehicleEF	UBUS	0.04	5.0590e-003
tblVehicleEF	UBUS	1.0860e-003	3.6000e-005
tblVehicleEF	UBUS	6.9610e-003	2.5390e-003
tblVehicleEF	UBUS	0.12	0.03

tblVehicleEF	UBUS	3.8300e-003	1.7550e-003
tblVehicleEF	UBUS	0.52	0.11
tblVehicleEF	UBUS	0.04	0.26
tblVehicleEF	UBUS	0.98	0.15
tblVehicleEF	UBUS	8.6430e-003	4.3420e-003
tblVehicleEF	UBUS	1.5750e-003	2.2600e-004
tblVehicleEF	UBUS	6.9610e-003	2.5390e-003
tblVehicleEF	UBUS	0.12	0.03
tblVehicleEF	UBUS	3.8300e-003	1.7550e-003
tblVehicleEF	UBUS	2.52	7.44
tblVehicleEF	UBUS	0.04	0.26
tblVehicleEF	UBUS	1.07	0.16
tblVehicleTrips	CC_TTP	48.00	0.00
tblVehicleTrips	CNW_TTP	19.00	0.00
tblVehicleTrips	CNW_TTP	41.00	0.00
tblVehicleTrips	CW_TTP	33.00	100.00
tblVehicleTrips	CW_TTP	59.00	100.00
tblVehicleTrips	DV_TP	19.00	0.00
tblVehicleTrips	DV_TP	5.00	0.00
tblVehicleTrips	PB_TP	4.00	0.00
tblVehicleTrips	PB_TP	3.00	0.00
tblVehicleTrips	PR_TP	77.00	100.00
tblVehicleTrips	PR_TP	92.00	100.00
tblVehicleTrips	ST_TR	2.46	3.98
tblVehicleTrips	ST_TR	1.68	0.64
tblVehicleTrips	SU_TR	1.05	3.98
tblVehicleTrips	SU_TR	1.68	0.64

tblVehicleTrips	WD_TR	11.03	3.98
tblVehicleTrips	WD_TR	1.68	0.64

2.0 Emissions Summary

2.1 Overall Construction (Maximum Daily Emission)

Unmitigated Construction

	ROG	NOx	CO	SO2	Fugitive PM10	Exhaust PM10	PM10 Total	Fugitive PM2.5	Exhaust PM2.5	PM2.5 Total	Bio- CO2	NBio- CO2	Total CO2	CH4	N2O	CO2e
Year	lb/day										lb/day					
2021	0.0000	0.0000	0.0000	0.0000	0.0000	0.0000	0.0000	0.0000	0.0000	0.0000	0.0000	0.0000	0.0000	0.0000	0.0000	0.0000
Maximum	**0.0000**	**0.0000**	**0.0000**	**0.0000**	**0.0000**	**0.0000**	**0.0000**	**0.0000**	**0.0000**	**0.0000**	**0.0000**	**0.0000**	**0.0000**	**0.0000**	**0.0000**	**0.0000**

Mitigated Construction

	ROG	NOx	CO	SO2	Fugitive PM10	Exhaust PM10	PM10 Total	Fugitive PM2.5	Exhaust PM2.5	PM2.5 Total	Bio- CO2	NBio- CO2	Total CO2	CH4	N2O	CO2e
Year	lb/day										lb/day					
2021	0.0000	0.0000	0.0000	0.0000	0.0000	0.0000	0.0000	0.0000	0.0000	0.0000	0.0000	0.0000	0.0000	0.0000	0.0000	0.0000
Maximum	**0.0000**	**0.0000**	**0.0000**	**0.0000**	**0.0000**	**0.0000**	**0.0000**	**0.0000**	**0.0000**	**0.0000**	**0.0000**	**0.0000**	**0.0000**	**0.0000**	**0.0000**	**0.0000**

	ROG	**NOx**	**CO**	**SO2**	**Fugitive PM10**	**Exhaust PM10**	**PM10 Total**	**Fugitive PM2.5**	**Exhaust PM2.5**	**PM2.5 Total**	**Bio- CO2**	**NBio-CO2**	**Total CO2**	**CH4**	**N20**	**CO2e**
Percent Reduction	**0.00**	**0.00**	**0.00**	**0.00**	**0.00**	**0.00**	**0.00**	**0.00**	**0.00**	**0.00**	**0.00**	**0.00**	**0.00**	**0.00**	**0.00**	**0.00**

2.2 Overall Operational

Unmitigated Operational

	ROG	NOx	CO	SO2	Fugitive PM10	Exhaust PM10	PM10 Total	Fugitive PM2.5	Exhaust PM2.5	PM2.5 Total	Bio- CO2	NBio- CO2	Total CO2	CH4	N2O	CO2e
Category	lb/day										lb/day					
Area	8.9397	3.8000e-004	0.0410	0.0000		1.5000e-004	1.5000e-004		1.5000e-004	1.5000e-004		0.0875	0.0875	2.3000e-004		0.0934
Energy	0.0849	0.7721	0.6486	4.6300e-003		0.0587	0.0587		0.0587	0.0587		926.5109	926.5109	0.0178	0.0170	932.0167
Mobile	2.5583	2.2504	40.0923	0.1257	13.7462	0.0728	13.8190	3.6440	0.0670	3.7110		12,712.2521	12,712.2521	0.2796		12,719.2427
Total	**11.5829**	**3.0229**	**40.7818**	**0.1304**	**13.7462**	**0.1316**	**13.8779**	**3.6440**	**0.1259**	**3.7698**		**13,638.8506**	**13,638.8506**	**0.2976**	**0.0170**	**13,651.3527**

Mitigated Operational

	ROG	NOx	CO	SO2	Fugitive PM10	Exhaust PM10	PM10 Total	Fugitive PM2.5	Exhaust PM2.5	PM2.5 Total	Bio- CO2	NBio- CO2	Total CO2	CH4	N2O	CO2e
Category	lb/day										lb/day					
Area	8.9397	3.8000e-004	0.0410	0.0000		1.5000e-004	1.5000e-004		1.5000e-004	1.5000e-004		0.0875	0.0875	2.3000e-004		0.0934
Energy	0.0849	0.7721	0.6486	4.6300e-003		0.0587	0.0587		0.0587	0.0587		926.5109	926.5109	0.0178	0.0170	932.0167
Mobile	2.5583	2.2504	40.0923	0.1257	13.7462	0.0728	13.8190	3.6440	0.0670	3.7110		12,712.2521	12,712.2521	0.2796		12,719.2427
Total	**11.5829**	**3.0229**	**40.7818**	**0.1304**	**13.7462**	**0.1316**	**13.8779**	**3.6440**	**0.1259**	**3.7698**		**13,638.8506**	**13,638.8506**	**0.2976**	**0.0170**	**13,651.3527**

	ROG	NOx	CO	SO2	Fugitive PM10	Exhaust PM10	PM10 Total	Fugitive PM2.5	Exhaust PM2.5	PM2.5 Total	Bio- CO2	NBio-CO2	Total CO2	CH4	N20	CO2e
Percent Reduction	**0.00**	**0.00**	**0.00**	**0.00**	**0.00**	**0.00**	**0.00**	**0.00**	**0.00**	**0.00**	**0.00**	**0.00**	**0.00**	**0.00**	**0.00**	**0.00**

3.0 Construction Detail

Construction Phase

Phase Number	Phase Name	Phase Type	Start Date	End Date	Num Days Week	Num Days	Phase Description
1	Demolition	Demolition	1/4/2021	1/3/2021	5	0	

Acres of Grading (Site Preparation Phase): 0

Acres of Grading (Grading Phase): 0

Acres of Paving: 0

Residential Indoor: 0; Residential Outdoor: 0; Non-Residential Indoor: 0; Non-Residential Outdoor: 0; Striped Parking Area: 0 (Architectural Coating – sqft)

OffRoad Equipment

Phase Name	Offroad Equipment Type	Amount	Usage Hours	Horse Power	Load Factor
Demolition	Concrete/Industrial Saws	0	8.00	81	0.73
Demolition	Excavators	0	8.00	158	0.38
Demolition	Rubber Tired Dozers	0	8.00	247	0.40

Trips and VMT

Phase Name	Offroad Equipment Count	Worker Trip Number	Vendor Trip Number	Hauling Trip Number	Worker Trip Length	Vendor Trip Length	Hauling Trip Length	Worker Vehicle Class	Vendor Vehicle Class	Hauling Vehicle Class
Demolition	0	0.00	0.00	0.00	14.70	6.90	20.00	LD_Mix	HDT_Mix	HHDT

3.1 Mitigation Measures Construction

3.2 Demolition - 2021

Unmitigated Construction On-Site

	ROG	NOx	CO	SO2	Fugitive PM10	Exhaust PM10	PM10 Total	Fugitive PM2.5	Exhaust PM2.5	PM2.5 Total	Bio- CO2	NBio- CO2	Total CO2	CH4	N2O	CO2e
Category	lb/day										lb/day					
Off-Road	0.0000	0.0000	0.0000	0.0000	0.0000	0.0000	0.0000	0.0000	0.0000	0.0000	0.0000	0.0000	0.0000	0.0000	0.0000	0.0000
Total	**0.0000**	**0.0000**	**0.0000**	**0.0000**	**0.0000**	**0.0000**	**0.0000**	**0.0000**	**0.0000**	**0.0000**	**0.0000**	**0.0000**	**0.0000**	**0.0000**	**0.0000**	**0.0000**

Unmitigated Construction Off-Site

	ROG	NOx	CO	SO2	Fugitive PM10	Exhaust PM10	PM10 Total	Fugitive PM2.5	Exhaust PM2.5	PM2.5 Total	Bio- CO2	NBio- CO2	Total CO2	CH4	N2O	CO2e
Category	lb/day										lb/day					
Hauling	0.0000	0.0000	0.0000	0.0000	0.0000	0.0000	0.0000	0.0000	0.0000	0.0000	0.0000	0.0000	0.0000	0.0000	0.0000	0.0000
Vendor	0.0000	0.0000	0.0000	0.0000	0.0000	0.0000	0.0000	0.0000	0.0000	0.0000	0.0000	0.0000	0.0000	0.0000	0.0000	0.0000
Worker	0.0000	0.0000	0.0000	0.0000	0.0000	0.0000	0.0000	0.0000	0.0000	0.0000	0.0000	0.0000	0.0000	0.0000	0.0000	0.0000
Total	**0.0000**	**0.0000**	**0.0000**	**0.0000**	**0.0000**	**0.0000**	**0.0000**	**0.0000**	**0.0000**	**0.0000**	**0.0000**	**0.0000**	**0.0000**	**0.0000**	**0.0000**	**0.0000**

3.2 Demolition - 2021

Mitigated Construction On-Site

	ROG	NOx	CO	SO2	Fugitive PM10	Exhaust PM10	PM10 Total	Fugitive PM2.5	Exhaust PM2.5	PM2.5 Total	Bio- CO2	NBio- CO2	Total CO2	CH4	N2O	CO2e
Category	lb/day										lb/day					
Off-Road	0.0000	0.0000	0.0000	0.0000	0.0000	0.0000	0.0000	0.0000	0.0000	0.0000	0.0000	0.0000	0.0000	0.0000	0.0000	0.0000
Total	**0.0000**	**0.0000**	**0.0000**	**0.0000**	**0.0000**	**0.0000**	**0.0000**	**0.0000**	**0.0000**	**0.0000**	**0.0000**	**0.0000**	**0.0000**	**0.0000**	**0.0000**	**0.0000**

Mitigated Construction Off-Site

	ROG	NOx	CO	SO2	Fugitive PM10	Exhaust PM10	PM10 Total	Fugitive PM2.5	Exhaust PM2.5	PM2.5 Total	Bio- CO2	NBio- CO2	Total CO2	CH4	N2O	CO2e
Category	lb/day										lb/day					
Hauling	0.0000	0.0000	0.0000	0.0000	0.0000	0.0000	0.0000	0.0000	0.0000	0.0000	0.0000	0.0000	0.0000	0.0000	0.0000	0.0000
Vendor	0.0000	0.0000	0.0000	0.0000	0.0000	0.0000	0.0000	0.0000	0.0000	0.0000	0.0000	0.0000	0.0000	0.0000	0.0000	0.0000
Worker	0.0000	0.0000	0.0000	0.0000	0.0000	0.0000	0.0000	0.0000	0.0000	0.0000	0.0000	0.0000	0.0000	0.0000	0.0000	0.0000
Total	**0.0000**	**0.0000**	**0.0000**	**0.0000**	**0.0000**	**0.0000**	**0.0000**	**0.0000**	**0.0000**	**0.0000**	**0.0000**	**0.0000**	**0.0000**	**0.0000**	**0.0000**	**0.0000**

4.0 Operational Detail - Mobile

4.1 Mitigation Measures Mobile

	ROG	NOx	CO	SO2	Fugitive PM10	Exhaust PM10	PM10 Total	Fugitive PM2.5	Exhaust PM2.5	PM2.5 Total	Bio- CO2	NBio- CO2	Total CO2	CH4	N2O	CO2e
Category	lb/day										lb/day					
Mitigated	2.5583	2.2504	40.0923	0.1257	13.7462	0.0728	13.8190	3.6440	0.0670	3.7110		12,712.2521	12,712.2521	0.2796		12,719.2427
Unmitigated	2.5583	2.2504	40.0923	0.1257	13.7462	0.0728	13.8190	3.6440	0.0670	3.7110		12,712.2521	12,712.2521	0.2796		12,719.2427

4.2 Trip Summary Information

	Average Daily Trip Rate			Unmitigated	Mitigated
Land Use	Weekday	Saturday	Sunday	Annual VMT	Annual VMT
General Office Building	994.00	994.00	994.00	6,006,146	6,006,146
Unrefrigerated Warehouse-No Rail	96.00	96.00	96.00	580,070	580,070
Total	1,090.00	1,090.00	1,090.00	6,586,216	6,586,216

4.3 Trip Type Information

	Miles			Trip %			Trip Purpose %		
Land Use	H-W or C-W	H-S or C-C	H-O or C-NW	H-W or C-W	H-S or C-C	H-O or C-NW	Primary	Diverted	Pass-by
General Office Building	16.60	8.40	6.90	100.00	0.00	0.00	100	0	0
Unrefrigerated Warehouse-No	16.60	8.40	6.90	100.00	0.00	0.00	100	0	0

4.4 Fleet Mix

Land Use	LDA	LDT1	LDT2	MDV	LHD1	LHD2	MHD	HHD	OBUS	UBUS	MCY	SBUS	MH
General Office Building	0.603500	0.047000	0.226500	0.123000	0.000000	0.000000	0.000000	0.000000	0.000000	0.000000	0.000000	0.000000	0.000000
Unrefrigerated Warehouse-No Rail	0.603500	0.047000	0.226500	0.123000	0.000000	0.000000	0.000000	0.000000	0.000000	0.000000	0.000000	0.000000	0.000000

5.0 Energy Detail

Historical Energy Use: N

5.1 Mitigation Measures Energy

	ROG	NOx	CO	SO2	Fugitive PM10	Exhaust PM10	PM10 Total	Fugitive PM2.5	Exhaust PM2.5	PM2.5 Total	Bio- CO2	NBio- CO2	Total CO2	CH4	N2O	CO2e
Category	lb/day										lb/day					
NaturalGas Mitigated	0.0849	0.7721	0.6486	4.6300e-003		0.0587	0.0587		0.0587	0.0587		926.5109	926.5109	0.0178	0.0170	932.0167
NaturalGas Unmitigated	0.0849	0.7721	0.6486	4.6300e-003		0.0587	0.0587		0.0587	0.0587		926.5109	926.5109	0.0178	0.0170	932.0167

5.2 Energy by Land Use - NaturalGas

Unmitigated

	NaturalGas Use	ROG	NOx	CO	SO2	Fugitive PM10	Exhaust PM10	PM10 Total	Fugitive PM2.5	Exhaust PM2.5	PM2.5 Total	Bio- CO2	NBio- CO2	Total CO2	CH4	N2O	CO2e
Land Use	kBTU/yr	lb/day										lb/day					
General Office Building	6260.27	0.0675	0.6138	0.5156	3.6800e-003		0.0467	0.0467		0.0467	0.0467		736.5028	736.5028	0.0141	0.0135	740.8795
Unrefrigerated Warehouse-No Rail	1615.07	0.0174	0.1583	0.1330	9.5000e-004		0.0120	0.0120		0.0120	0.0120		190.0081	190.0081	3.6400e-003	3.4800e-003	191.1372
Total		**0.0849**	**0.7721**	**0.6486**	**4.6300e-003**		**0.0587**	**0.0587**		**0.0587**	**0.0587**		**926.5109**	**926.5109**	**0.0178**	**0.0170**	**932.0167**

Mitigated

	NaturalGas Use	ROG	NOx	CO	SO2	Fugitive PM10	Exhaust PM10	PM10 Total	Fugitive PM2.5	Exhaust PM2.5	PM2.5 Total	Bio- CO2	NBio- CO2	Total CO2	CH4	N2O	CO2e
Land Use	kBTU/yr	lb/day										lb/day					
General Office Building	6.26027	0.0675	0.6138	0.5156	3.6800e-003		0.0467	0.0467		0.0467	0.0467		736.5028	736.5028	0.0141	0.0135	740.8795
Unrefrigerated Warehouse-No Rail	1.61507	0.0174	0.1583	0.1330	9.5000e-004		0.0120	0.0120		0.0120	0.0120		190.0081	190.0081	3.6400e-003	3.4800e-003	191.1372
Total		**0.0849**	**0.7721**	**0.6486**	**4.6300e-003**		**0.0587**	**0.0587**		**0.0587**	**0.0587**		**926.5109**	**926.5109**	**0.0178**	**0.0170**	**932.0167**

6.0 Area Detail

6.1 Mitigation Measures Area

	ROG	NOx	CO	SO2	Fugitive PM10	Exhaust PM10	PM10 Total	Fugitive PM2.5	Exhaust PM2.5	PM2.5 Total	Bio- CO2	NBio- CO2	Total CO2	CH4	N2O	CO2e
Category	lb/day										lb/day					
Mitigated	8.9397	3.8000e-004	0.0410	0.0000		1.5000e-004	1.5000e-004		1.5000e-004	1.5000e-004		0.0875	0.0875	2.3000e-004		0.0934
Unmitigated	8.9397	3.8000e-004	0.0410	0.0000		1.5000e-004	1.5000e-004		1.5000e-004	1.5000e-004		0.0875	0.0875	2.3000e-004		0.0934

6.2 Area by SubCategory

Unmitigated

	ROG	NOx	CO	SO2	Fugitive PM10	Exhaust PM10	PM10 Total	Fugitive PM2.5	Exhaust PM2.5	PM2.5 Total	Bio- CO2	NBio- CO2	Total CO2	CH4	N2O	CO2e
SubCategory	lb/day										lb/day					
Architectural Coating	1.0159					0.0000	0.0000		0.0000	0.0000			0.0000			0.0000
Consumer Products	7.9200					0.0000	0.0000		0.0000	0.0000			0.0000			0.0000
Landscaping	3.8300e-003	3.8000e-004	0.0410	0.0000		1.5000e-004	1.5000e-004		1.5000e-004	1.5000e-004		0.0875	0.0875	2.3000e-004		0.0934
Total	**8.9397**	**3.8000e-004**	**0.0410**	**0.0000**		**1.5000e-004**	**1.5000e-004**		**1.5000e-004**	**1.5000e-004**		**0.0875**	**0.0875**	**2.3000e-004**		**0.0934**

6.2 Area by SubCategory

Mitigated

	ROG	NOx	CO	SO2	Fugitive PM10	Exhaust PM10	PM10 Total	Fugitive PM2.5	Exhaust PM2.5	PM2.5 Total	Bio- CO2	NBio- CO2	Total CO2	CH4	N2O	CO2e
SubCategory	lb/day										lb/day					
Architectural Coating	1.0159					0.0000	0.0000		0.0000	0.0000			0.0000			0.0000
Consumer Products	7.9200					0.0000	0.0000		0.0000	0.0000			0.0000			0.0000
Landscaping	3.8300e-003	3.8000e-004	0.0410	0.0000		1.5000e-004	1.5000e-004		1.5000e-004	1.5000e-004		0.0875	0.0875	2.3000e-004		0.0934
Total	**8.9397**	**3.8000e-004**	**0.0410**	**0.0000**		**1.5000e-004**	**1.5000e-004**		**1.5000e-004**	**1.5000e-004**		**0.0875**	**0.0875**	**2.3000e-004**		**0.0934**

7.0 Water Detail

7.1 Mitigation Measures Water

8.0 Waste Detail

8.1 Mitigation Measures Waste

9.0 Operational Offroad

Equipment Type	Number	Hours/Day	Days/Year	Horse Power	Load Factor	Fuel Type

10.0 Stationary Equipment

Fire Pumps and Emergency Generators

Equipment Type	Number	Hours/Day	Hours/Year	Horse Power	Load Factor	Fuel Type

Boilers

Equipment Type	Number	Heat Input/Day	Heat Input/Year	Boiler Rating	Fuel Type

User Defined Equipment

Equipment Type	Number

11.0 Vegetation

Katella Avenue - Existing (Operations - Passenger Cars)

Orange County, Winter

1.0 Project Characteristics

1.1 Land Usage

Land Uses	Size	Metric	Lot Acreage	Floor Surface Area	Population
General Office Building	250.00	1000sqft	5.74	250,000.00	0
Unrefrigerated Warehouse-No Rail	150.00	1000sqft	3.44	150,000.00	0

1.2 Other Project Characteristics

Urbanization	Urban	**Wind Speed (m/s)**	2.2	**Precipitation Freq (Days)**	30
Climate Zone	8			**Operational Year**	2021
Utility Company	Southern California Edison				
CO2 Intensity (lb/MWhr)	702.44	**CH4 Intensity (lb/MWhr)**	0.029	**N2O Intensity (lb/MWhr)**	0.006

1.3 User Entered Comments & Non-Default Data

Katella Avenue - Existing (Operations - Passenger Cars) - Orange County, Winter

Project Characteristics -

Land Use -

Construction Phase - Operations Run Only.

Off-road Equipment - Operations Run Only.

Trips and VMT - Operations Run Only.

Vehicle Trips - Trip Characteristics based on information provided in the Katella Avenue Amazon Facility Traffic Impact Analysis by Urban Crossroads, Inc.

Fleet Mix - Passenger Car Fleet Mix estimated based on the ratio of the vehicle classes in CalEEMod default fleet mix.

Vehicle Emission Factors - EMFAC2017

Vehicle Emission Factors - EMFAC2017

Vehicle Emission Factors - EMFAC2017

Table Name	Column Name	Default Value	New Value
tblConstructionPhase	NumDays	20.00	0.00
tblFleetMix	HHD	0.02	0.00
tblFleetMix	HHD	0.02	0.00
tblFleetMix	LDA	0.56	0.60
tblFleetMix	LDA	0.56	0.60
tblFleetMix	LDT1	0.04	0.05
tblFleetMix	LDT1	0.04	0.05
tblFleetMix	LDT2	0.21	0.23
tblFleetMix	LDT2	0.21	0.23
tblFleetMix	LHD1	0.02	0.00
tblFleetMix	LHD1	0.02	0.00
tblFleetMix	LHD2	5.7910e-003	0.00
tblFleetMix	LHD2	5.7910e-003	0.00
tblFleetMix	MCY	4.8960e-003	0.00
tblFleetMix	MCY	4.8960e-003	0.00

tblFleetMix	MDV	0.11	0.12
tblFleetMix	MDV	0.11	0.12
tblFleetMix	MH	9.6600e-004	0.00
tblFleetMix	MH	9.6600e-004	0.00
tblFleetMix	MHD	0.03	0.00
tblFleetMix	MHD	0.03	0.00
tblFleetMix	OBUS	1.7130e-003	0.00
tblFleetMix	OBUS	1.7130e-003	0.00
tblFleetMix	SBUS	5.9000e-004	0.00
tblFleetMix	SBUS	5.9000e-004	0.00
tblFleetMix	UBUS	1.5530e-003	0.00
tblFleetMix	UBUS	1.5530e-003	0.00
tblOffRoadEquipment	OffRoadEquipmentUnitAmount	1.00	0.00
tblOffRoadEquipment	OffRoadEquipmentUnitAmount	3.00	0.00
tblOffRoadEquipment	OffRoadEquipmentUnitAmount	2.00	0.00
tblVehicleEF	HHD	0.63	0.03
tblVehicleEF	HHD	0.16	0.14
tblVehicleEF	HHD	0.08	1.0000e-006
tblVehicleEF	HHD	2.36	5.39
tblVehicleEF	HHD	1.29	0.84
tblVehicleEF	HHD	3.99	0.01
tblVehicleEF	HHD	4,116.44	1,057.87
tblVehicleEF	HHD	1,683.99	1,517.44
tblVehicleEF	HHD	12.64	0.09
tblVehicleEF	HHD	20.04	5.92
tblVehicleEF	HHD	3.96	3.93
tblVehicleEF	HHD	0.02	8.4880e-003

tblVehicleEF	HHD	0.06	0.06
tblVehicleEF	HHD	0.03	0.04
tblVehicleEF	HHD	0.02	0.05
tblVehicleEF	HHD	1.1600e-004	1.0000e-006
tblVehicleEF	HHD	0.02	8.1210e-003
tblVehicleEF	HHD	0.03	0.03
tblVehicleEF	HHD	8.6750e-003	8.7680e-003
tblVehicleEF	HHD	0.02	0.05
tblVehicleEF	HHD	1.0700e-004	1.0000e-006
tblVehicleEF	HHD	1.1800e-004	6.0000e-006
tblVehicleEF	HHD	4.9160e-003	2.4300e-004
tblVehicleEF	HHD	0.57	0.41
tblVehicleEF	HHD	8.9000e-005	4.0000e-006
tblVehicleEF	HHD	0.13	0.12
tblVehicleEF	HHD	4.6300e-004	1.1210e-003
tblVehicleEF	HHD	0.10	4.0000e-006
tblVehicleEF	HHD	0.04	9.6940e-003
tblVehicleEF	HHD	0.02	0.01
tblVehicleEF	HHD	1.9200e-004	1.0000e-006
tblVehicleEF	HHD	1.1800e-004	6.0000e-006
tblVehicleEF	HHD	4.9160e-003	2.4300e-004
tblVehicleEF	HHD	0.68	0.48
tblVehicleEF	HHD	8.9000e-005	4.0000e-006
tblVehicleEF	HHD	0.31	0.27
tblVehicleEF	HHD	4.6300e-004	1.1210e-003
tblVehicleEF	HHD	0.11	5.0000e-006
tblVehicleEF	HHD	0.59	0.03

tblVehicleEF	HHD	0.16	0.14
tblVehicleEF	HHD	0.08	1.0000e-006
tblVehicleEF	HHD	1.72	5.25
tblVehicleEF	HHD	1.30	0.84
tblVehicleEF	HHD	3.80	0.01
tblVehicleEF	HHD	4,359.67	1,057.02
tblVehicleEF	HHD	1,683.99	1,517.44
tblVehicleEF	HHD	12.64	0.09
tblVehicleEF	HHD	20.68	5.78
tblVehicleEF	HHD	3.75	3.72
tblVehicleEF	HHD	0.02	7.8070e-003
tblVehicleEF	HHD	0.06	0.06
tblVehicleEF	HHD	0.03	0.04
tblVehicleEF	HHD	0.02	0.05
tblVehicleEF	HHD	1.1600e-004	1.0000e-006
tblVehicleEF	HHD	0.02	7.4700e-003
tblVehicleEF	HHD	0.03	0.03
tblVehicleEF	HHD	8.6750e-003	8.7680e-003
tblVehicleEF	HHD	0.02	0.05
tblVehicleEF	HHD	1.0700e-004	1.0000e-006
tblVehicleEF	HHD	1.6900e-004	9.0000e-006
tblVehicleEF	HHD	5.0090e-003	2.4600e-004
tblVehicleEF	HHD	0.54	0.43
tblVehicleEF	HHD	1.2500e-004	6.0000e-006
tblVehicleEF	HHD	0.13	0.12
tblVehicleEF	HHD	4.4900e-004	1.1010e-003
tblVehicleEF	HHD	0.09	4.0000e-006

tblVehicleEF	HHD	0.04	9.6850e-003
tblVehicleEF	HHD	0.02	0.01
tblVehicleEF	HHD	1.8900e-004	1.0000e-006
tblVehicleEF	HHD	1.6900e-004	9.0000e-006
tblVehicleEF	HHD	5.0090e-003	2.4600e-004
tblVehicleEF	HHD	0.64	0.50
tblVehicleEF	HHD	1.2500e-004	6.0000e-006
tblVehicleEF	HHD	0.31	0.27
tblVehicleEF	HHD	4.4900e-004	1.1010e-003
tblVehicleEF	HHD	0.10	4.0000e-006
tblVehicleEF	HHD	0.68	0.02
tblVehicleEF	HHD	0.16	5.0360e-003
tblVehicleEF	HHD	0.08	1.0000e-006
tblVehicleEF	HHD	3.25	5.42
tblVehicleEF	HHD	1.29	0.46
tblVehicleEF	HHD	4.03	0.01
tblVehicleEF	HHD	3,780.54	1,027.42
tblVehicleEF	HHD	1,683.99	1,421.63
tblVehicleEF	HHD	12.64	0.09
tblVehicleEF	HHD	19.16	5.92
tblVehicleEF	HHD	3.89	3.78
tblVehicleEF	HHD	0.02	8.9820e-003
tblVehicleEF	HHD	0.06	0.06
tblVehicleEF	HHD	0.03	0.03
tblVehicleEF	HHD	0.02	0.05
tblVehicleEF	HHD	1.1600e-004	1.0000e-006
tblVehicleEF	HHD	0.02	8.5930e-003

tblVehicleEF	HHD	0.03	0.03
tblVehicleEF	HHD	8.6750e-003	8.5160e-003
tblVehicleEF	HHD	0.02	0.05
tblVehicleEF	HHD	1.0700e-004	1.0000e-006
tblVehicleEF	HHD	1.1700e-004	6.0000e-006
tblVehicleEF	HHD	5.3110e-003	2.7000e-004
tblVehicleEF	HHD	0.61	0.39
tblVehicleEF	HHD	9.0000e-005	4.0000e-006
tblVehicleEF	HHD	0.13	0.11
tblVehicleEF	HHD	5.0200e-004	1.1940e-003
tblVehicleEF	HHD	0.10	4.0000e-006
tblVehicleEF	HHD	0.03	9.7070e-003
tblVehicleEF	HHD	0.02	0.01
tblVehicleEF	HHD	1.9300e-004	1.0000e-006
tblVehicleEF	HHD	1.1700e-004	6.0000e-006
tblVehicleEF	HHD	5.3110e-003	2.7000e-004
tblVehicleEF	HHD	0.73	0.44
tblVehicleEF	HHD	9.0000e-005	4.0000e-006
tblVehicleEF	HHD	0.31	0.12
tblVehicleEF	HHD	5.0200e-004	1.1940e-003
tblVehicleEF	HHD	0.11	5.0000e-006
tblVehicleEF	LDA	4.3340e-003	2.6620e-003
tblVehicleEF	LDA	5.1760e-003	0.05
tblVehicleEF	LDA	0.58	0.68
tblVehicleEF	LDA	1.10	2.11
tblVehicleEF	LDA	263.86	265.52
tblVehicleEF	LDA	58.33	54.23

tblVehicleEF	LDA	0.05	0.04
tblVehicleEF	LDA	1.9130e-003	1.6720e-003
tblVehicleEF	LDA	2.2790e-003	1.9250e-003
tblVehicleEF	LDA	1.7630e-003	1.5400e-003
tblVehicleEF	LDA	2.0960e-003	1.7700e-003
tblVehicleEF	LDA	0.04	0.05
tblVehicleEF	LDA	0.09	0.10
tblVehicleEF	LDA	0.03	0.05
tblVehicleEF	LDA	0.01	0.01
tblVehicleEF	LDA	0.04	0.21
tblVehicleEF	LDA	0.07	0.23
tblVehicleEF	LDA	2.6420e-003	2.6270e-003
tblVehicleEF	LDA	6.0200e-004	5.3700e-004
tblVehicleEF	LDA	0.04	0.05
tblVehicleEF	LDA	0.09	0.10
tblVehicleEF	LDA	0.03	0.05
tblVehicleEF	LDA	0.02	0.01
tblVehicleEF	LDA	0.04	0.21
tblVehicleEF	LDA	0.08	0.25
tblVehicleEF	LDA	4.5760e-003	2.8320e-003
tblVehicleEF	LDA	4.6500e-003	0.05
tblVehicleEF	LDA	0.63	0.74
tblVehicleEF	LDA	0.95	1.82
tblVehicleEF	LDA	274.96	276.40
tblVehicleEF	LDA	58.33	53.69
tblVehicleEF	LDA	0.04	0.03
tblVehicleEF	LDA	1.9130e-003	1.6720e-003

tblVehicleEF	LDA	2.2790e-003	1.9250e-003
tblVehicleEF	LDA	1.7630e-003	1.5400e-003
tblVehicleEF	LDA	2.0960e-003	1.7700e-003
tblVehicleEF	LDA	0.05	0.07
tblVehicleEF	LDA	0.09	0.10
tblVehicleEF	LDA	0.05	0.07
tblVehicleEF	LDA	0.01	0.01
tblVehicleEF	LDA	0.04	0.19
tblVehicleEF	LDA	0.06	0.21
tblVehicleEF	LDA	2.7540e-003	2.7340e-003
tblVehicleEF	LDA	5.9900e-004	5.3100e-004
tblVehicleEF	LDA	0.05	0.07
tblVehicleEF	LDA	0.09	0.10
tblVehicleEF	LDA	0.05	0.07
tblVehicleEF	LDA	0.02	0.02
tblVehicleEF	LDA	0.04	0.19
tblVehicleEF	LDA	0.07	0.23
tblVehicleEF	LDA	4.2520e-003	2.6080e-003
tblVehicleEF	LDA	5.2830e-003	0.05
tblVehicleEF	LDA	0.56	0.65
tblVehicleEF	LDA	1.13	2.18
tblVehicleEF	LDA	259.76	261.50
tblVehicleEF	LDA	58.33	54.34
tblVehicleEF	LDA	0.05	0.04
tblVehicleEF	LDA	1.9130e-003	1.6720e-003
tblVehicleEF	LDA	2.2790e-003	1.9250e-003
tblVehicleEF	LDA	1.7630e-003	1.5400e-003

tblVehicleEF	LDA	2.0960e-003	1.7700e-003
tblVehicleEF	LDA	0.04	0.05
tblVehicleEF	LDA	0.10	0.10
tblVehicleEF	LDA	0.03	0.05
tblVehicleEF	LDA	0.01	0.01
tblVehicleEF	LDA	0.04	0.23
tblVehicleEF	LDA	0.07	0.23
tblVehicleEF	LDA	2.6010e-003	2.5870e-003
tblVehicleEF	LDA	6.0200e-004	5.3800e-004
tblVehicleEF	LDA	0.04	0.05
tblVehicleEF	LDA	0.10	0.10
tblVehicleEF	LDA	0.03	0.05
tblVehicleEF	LDA	0.02	0.01
tblVehicleEF	LDA	0.04	0.23
tblVehicleEF	LDA	0.08	0.26
tblVehicleEF	LDT1	9.9920e-003	6.2080e-003
tblVehicleEF	LDT1	0.01	0.07
tblVehicleEF	LDT1	1.19	1.26
tblVehicleEF	LDT1	2.74	2.32
tblVehicleEF	LDT1	324.21	313.05
tblVehicleEF	LDT1	71.81	65.11
tblVehicleEF	LDT1	0.11	0.10
tblVehicleEF	LDT1	2.5570e-003	2.3060e-003
tblVehicleEF	LDT1	3.2780e-003	2.6450e-003
tblVehicleEF	LDT1	2.3530e-003	2.1220e-003
tblVehicleEF	LDT1	3.0150e-003	2.4330e-003
tblVehicleEF	LDT1	0.12	0.12

tblVehicleEF	LDT1	0.25	0.19
tblVehicleEF	LDT1	0.10	0.11
tblVehicleEF	LDT1	0.02	0.03
tblVehicleEF	LDT1	0.16	0.66
tblVehicleEF	LDT1	0.19	0.36
tblVehicleEF	LDT1	3.2560e-003	3.0980e-003
tblVehicleEF	LDT1	7.6600e-004	6.4400e-004
tblVehicleEF	LDT1	0.12	0.12
tblVehicleEF	LDT1	0.25	0.19
tblVehicleEF	LDT1	0.10	0.11
tblVehicleEF	LDT1	0.04	0.04
tblVehicleEF	LDT1	0.16	0.66
tblVehicleEF	LDT1	0.21	0.40
tblVehicleEF	LDT1	0.01	6.5570e-003
tblVehicleEF	LDT1	0.01	0.07
tblVehicleEF	LDT1	1.28	1.36
tblVehicleEF	LDT1	2.36	2.00
tblVehicleEF	LDT1	337.31	324.18
tblVehicleEF	LDT1	71.81	64.47
tblVehicleEF	LDT1	0.10	0.09
tblVehicleEF	LDT1	2.5570e-003	2.3060e-003
tblVehicleEF	LDT1	3.2780e-003	2.6450e-003
tblVehicleEF	LDT1	2.3530e-003	2.1220e-003
tblVehicleEF	LDT1	3.0150e-003	2.4330e-003
tblVehicleEF	LDT1	0.17	0.18
tblVehicleEF	LDT1	0.26	0.20
tblVehicleEF	LDT1	0.14	0.15

tblVehicleEF	LDT1	0.03	0.03
tblVehicleEF	LDT1	0.14	0.61
tblVehicleEF	LDT1	0.17	0.32
tblVehicleEF	LDT1	3.3880e-003	3.2080e-003
tblVehicleEF	LDT1	7.5900e-004	6.3800e-004
tblVehicleEF	LDT1	0.17	0.18
tblVehicleEF	LDT1	0.26	0.20
tblVehicleEF	LDT1	0.14	0.15
tblVehicleEF	LDT1	0.04	0.04
tblVehicleEF	LDT1	0.14	0.61
tblVehicleEF	LDT1	0.19	0.36
tblVehicleEF	LDT1	9.8200e-003	6.0950e-003
tblVehicleEF	LDT1	0.01	0.07
tblVehicleEF	LDT1	1.16	1.22
tblVehicleEF	LDT1	2.82	2.40
tblVehicleEF	LDT1	319.38	308.94
tblVehicleEF	LDT1	71.81	65.25
tblVehicleEF	LDT1	0.11	0.10
tblVehicleEF	LDT1	2.5570e-003	2.3060e-003
tblVehicleEF	LDT1	3.2780e-003	2.6450e-003
tblVehicleEF	LDT1	2.3530e-003	2.1220e-003
tblVehicleEF	LDT1	3.0150e-003	2.4330e-003
tblVehicleEF	LDT1	0.12	0.13
tblVehicleEF	LDT1	0.29	0.22
tblVehicleEF	LDT1	0.10	0.11
tblVehicleEF	LDT1	0.02	0.03
tblVehicleEF	LDT1	0.18	0.78

tblVehicleEF	LDT1	0.19	0.37
tblVehicleEF	LDT1	3.2070e-003	3.0570e-003
tblVehicleEF	LDT1	7.6700e-004	6.4600e-004
tblVehicleEF	LDT1	0.12	0.13
tblVehicleEF	LDT1	0.29	0.22
tblVehicleEF	LDT1	0.10	0.11
tblVehicleEF	LDT1	0.04	0.04
tblVehicleEF	LDT1	0.18	0.78
tblVehicleEF	LDT1	0.21	0.41
tblVehicleEF	LDT2	5.7840e-003	4.0560e-003
tblVehicleEF	LDT2	6.6620e-003	0.07
tblVehicleEF	LDT2	0.74	0.91
tblVehicleEF	LDT2	1.41	2.69
tblVehicleEF	LDT2	369.26	341.01
tblVehicleEF	LDT2	81.71	71.31
tblVehicleEF	LDT2	0.07	0.07
tblVehicleEF	LDT2	1.8090e-003	1.6370e-003
tblVehicleEF	LDT2	2.1990e-003	1.8210e-003
tblVehicleEF	LDT2	1.6640e-003	1.5060e-003
tblVehicleEF	LDT2	2.0220e-003	1.6740e-003
tblVehicleEF	LDT2	0.05	0.07
tblVehicleEF	LDT2	0.11	0.12
tblVehicleEF	LDT2	0.05	0.08
tblVehicleEF	LDT2	0.01	0.02
tblVehicleEF	LDT2	0.06	0.39
tblVehicleEF	LDT2	0.09	0.32
tblVehicleEF	LDT2	3.6980e-003	3.3740e-003

tblVehicleEF	LDT2	8.4100e-004	7.0600e-004
tblVehicleEF	LDT2	0.05	0.07
tblVehicleEF	LDT2	0.11	0.12
tblVehicleEF	LDT2	0.05	0.08
tblVehicleEF	LDT2	0.02	0.02
tblVehicleEF	LDT2	0.06	0.39
tblVehicleEF	LDT2	0.10	0.35
tblVehicleEF	LDT2	6.1050e-003	4.3050e-003
tblVehicleEF	LDT2	5.9960e-003	0.06
tblVehicleEF	LDT2	0.80	0.99
tblVehicleEF	LDT2	1.22	2.32
tblVehicleEF	LDT2	384.42	352.00
tblVehicleEF	LDT2	81.71	70.61
tblVehicleEF	LDT2	0.06	0.06
tblVehicleEF	LDT2	1.8090e-003	1.6370e-003
tblVehicleEF	LDT2	2.1990e-003	1.8210e-003
tblVehicleEF	LDT2	1.6640e-003	1.5060e-003
tblVehicleEF	LDT2	2.0220e-003	1.6740e-003
tblVehicleEF	LDT2	0.07	0.11
tblVehicleEF	LDT2	0.11	0.13
tblVehicleEF	LDT2	0.07	0.10
tblVehicleEF	LDT2	0.02	0.02
tblVehicleEF	LDT2	0.05	0.36
tblVehicleEF	LDT2	0.08	0.29
tblVehicleEF	LDT2	3.8500e-003	3.4820e-003
tblVehicleEF	LDT2	8.3800e-004	6.9900e-004
tblVehicleEF	LDT2	0.07	0.11

tblVehicleEF	LDT2	0.11	0.13
tblVehicleEF	LDT2	0.07	0.10
tblVehicleEF	LDT2	0.02	0.02
tblVehicleEF	LDT2	0.05	0.36
tblVehicleEF	LDT2	0.09	0.31
tblVehicleEF	LDT2	5.6750e-003	3.9780e-003
tblVehicleEF	LDT2	6.7990e-003	0.07
tblVehicleEF	LDT2	0.72	0.88
tblVehicleEF	LDT2	1.45	2.77
tblVehicleEF	LDT2	363.66	336.95
tblVehicleEF	LDT2	81.71	71.46
tblVehicleEF	LDT2	0.07	0.07
tblVehicleEF	LDT2	1.8090e-003	1.6370e-003
tblVehicleEF	LDT2	2.1990e-003	1.8210e-003
tblVehicleEF	LDT2	1.6640e-003	1.5060e-003
tblVehicleEF	LDT2	2.0220e-003	1.6740e-003
tblVehicleEF	LDT2	0.04	0.07
tblVehicleEF	LDT2	0.11	0.13
tblVehicleEF	LDT2	0.05	0.08
tblVehicleEF	LDT2	0.01	0.02
tblVehicleEF	LDT2	0.07	0.46
tblVehicleEF	LDT2	0.09	0.33
tblVehicleEF	LDT2	3.6420e-003	3.3340e-003
tblVehicleEF	LDT2	8.4100e-004	7.0700e-004
tblVehicleEF	LDT2	0.04	0.07
tblVehicleEF	LDT2	0.11	0.13
tblVehicleEF	LDT2	0.05	0.08

tblVehicleEF	LDT2	0.02	0.02
tblVehicleEF	LDT2	0.07	0.46
tblVehicleEF	LDT2	0.10	0.36
tblVehicleEF	LHD1	5.7990e-003	5.8180e-003
tblVehicleEF	LHD1	0.01	5.0100e-003
tblVehicleEF	LHD1	0.02	0.02
tblVehicleEF	LHD1	0.15	0.19
tblVehicleEF	LHD1	0.78	0.57
tblVehicleEF	LHD1	2.55	1.09
tblVehicleEF	LHD1	9.03	9.05
tblVehicleEF	LHD1	603.73	667.72
tblVehicleEF	LHD1	33.13	12.41
tblVehicleEF	LHD1	0.08	0.06
tblVehicleEF	LHD1	1.27	0.81
tblVehicleEF	LHD1	8.6000e-004	7.5600e-004
tblVehicleEF	LHD1	0.01	9.6460e-003
tblVehicleEF	LHD1	0.01	7.2150e-003
tblVehicleEF	LHD1	9.1700e-004	2.5500e-004
tblVehicleEF	LHD1	8.2300e-004	7.2300e-004
tblVehicleEF	LHD1	2.5110e-003	2.4120e-003
tblVehicleEF	LHD1	9.9290e-003	6.8770e-003
tblVehicleEF	LHD1	8.4300e-004	2.3500e-004
tblVehicleEF	LHD1	2.8210e-003	2.2570e-003
tblVehicleEF	LHD1	0.10	0.07
tblVehicleEF	LHD1	0.02	0.02
tblVehicleEF	LHD1	1.7870e-003	1.4220e-003
tblVehicleEF	LHD1	0.06	0.05

tblVehicleEF	LHD1	0.28	0.47
tblVehicleEF	LHD1	0.27	0.08
tblVehicleEF	LHD1	9.1000e-005	8.8000e-005
tblVehicleEF	LHD1	5.9280e-003	6.5210e-003
tblVehicleEF	LHD1	3.7900e-004	1.2300e-004
tblVehicleEF	LHD1	2.8210e-003	2.2570e-003
tblVehicleEF	LHD1	0.10	0.07
tblVehicleEF	LHD1	0.02	0.03
tblVehicleEF	LHD1	1.7870e-003	1.4220e-003
tblVehicleEF	LHD1	0.08	0.06
tblVehicleEF	LHD1	0.28	0.47
tblVehicleEF	LHD1	0.29	0.09
tblVehicleEF	LHD1	5.7990e-003	5.8300e-003
tblVehicleEF	LHD1	0.01	5.0980e-003
tblVehicleEF	LHD1	0.02	0.02
tblVehicleEF	LHD1	0.15	0.19
tblVehicleEF	LHD1	0.79	0.58
tblVehicleEF	LHD1	2.44	1.04
tblVehicleEF	LHD1	9.03	9.05
tblVehicleEF	LHD1	603.73	667.74
tblVehicleEF	LHD1	33.13	12.33
tblVehicleEF	LHD1	0.08	0.06
tblVehicleEF	LHD1	1.19	0.76
tblVehicleEF	LHD1	8.6000e-004	7.5600e-004
tblVehicleEF	LHD1	0.01	9.6460e-003
tblVehicleEF	LHD1	0.01	7.2150e-003
tblVehicleEF	LHD1	9.1700e-004	2.5500e-004

tblVehicleEF	LHD1	8.2300e-004	7.2300e-004
tblVehicleEF	LHD1	2.5110e-003	2.4120e-003
tblVehicleEF	LHD1	9.9290e-003	6.8770e-003
tblVehicleEF	LHD1	8.4300e-004	2.3500e-004
tblVehicleEF	LHD1	3.9390e-003	3.1600e-003
tblVehicleEF	LHD1	0.10	0.07
tblVehicleEF	LHD1	0.02	0.02
tblVehicleEF	LHD1	2.4300e-003	1.9450e-003
tblVehicleEF	LHD1	0.06	0.05
tblVehicleEF	LHD1	0.27	0.45
tblVehicleEF	LHD1	0.26	0.08
tblVehicleEF	LHD1	9.1000e-005	8.8000e-005
tblVehicleEF	LHD1	5.9280e-003	6.5210e-003
tblVehicleEF	LHD1	3.7700e-004	1.2200e-004
tblVehicleEF	LHD1	3.9390e-003	3.1600e-003
tblVehicleEF	LHD1	0.10	0.07
tblVehicleEF	LHD1	0.02	0.03
tblVehicleEF	LHD1	2.4300e-003	1.9450e-003
tblVehicleEF	LHD1	0.08	0.06
tblVehicleEF	LHD1	0.27	0.45
tblVehicleEF	LHD1	0.28	0.08
tblVehicleEF	LHD1	5.7990e-003	5.8160e-003
tblVehicleEF	LHD1	0.01	4.9860e-003
tblVehicleEF	LHD1	0.02	0.02
tblVehicleEF	LHD1	0.15	0.19
tblVehicleEF	LHD1	0.77	0.57
tblVehicleEF	LHD1	2.56	1.09

tblVehicleEF	LHD1	9.03	9.05
tblVehicleEF	LHD1	603.73	667.72
tblVehicleEF	LHD1	33.13	12.42
tblVehicleEF	LHD1	0.08	0.06
tblVehicleEF	LHD1	1.24	0.80
tblVehicleEF	LHD1	8.6000e-004	7.5600e-004
tblVehicleEF	LHD1	0.01	9.6460e-003
tblVehicleEF	LHD1	0.01	7.2150e-003
tblVehicleEF	LHD1	9.1700e-004	2.5500e-004
tblVehicleEF	LHD1	8.2300e-004	7.2300e-004
tblVehicleEF	LHD1	2.5110e-003	2.4120e-003
tblVehicleEF	LHD1	9.9290e-003	6.8770e-003
tblVehicleEF	LHD1	8.4300e-004	2.3500e-004
tblVehicleEF	LHD1	2.9400e-003	2.3610e-003
tblVehicleEF	LHD1	0.11	0.08
tblVehicleEF	LHD1	0.02	0.02
tblVehicleEF	LHD1	1.8110e-003	1.4460e-003
tblVehicleEF	LHD1	0.06	0.05
tblVehicleEF	LHD1	0.30	0.50
tblVehicleEF	LHD1	0.27	0.08
tblVehicleEF	LHD1	9.1000e-005	8.8000e-005
tblVehicleEF	LHD1	5.9280e-003	6.5210e-003
tblVehicleEF	LHD1	3.8000e-004	1.2300e-004
tblVehicleEF	LHD1	2.9400e-003	2.3610e-003
tblVehicleEF	LHD1	0.11	0.08
tblVehicleEF	LHD1	0.02	0.03
tblVehicleEF	LHD1	1.8110e-003	1.4460e-003

tblVehicleEF	LHD1	0.08	0.06
tblVehicleEF	LHD1	0.30	0.50
tblVehicleEF	LHD1	0.29	0.09
tblVehicleEF	LHD2	4.2890e-003	4.2530e-003
tblVehicleEF	LHD2	4.2710e-003	3.6630e-003
tblVehicleEF	LHD2	9.4470e-003	0.01
tblVehicleEF	LHD2	0.13	0.16
tblVehicleEF	LHD2	0.36	0.41
tblVehicleEF	LHD2	1.38	0.76
tblVehicleEF	LHD2	13.67	13.61
tblVehicleEF	LHD2	619.08	679.10
tblVehicleEF	LHD2	28.46	10.01
tblVehicleEF	LHD2	0.10	0.09
tblVehicleEF	LHD2	0.87	0.94
tblVehicleEF	LHD2	1.1890e-003	1.1970e-003
tblVehicleEF	LHD2	0.01	0.01
tblVehicleEF	LHD2	9.7400e-003	0.01
tblVehicleEF	LHD2	4.6100e-004	1.4900e-004
tblVehicleEF	LHD2	1.1370e-003	1.1460e-003
tblVehicleEF	LHD2	2.6460e-003	2.6120e-003
tblVehicleEF	LHD2	9.3060e-003	9.6640e-003
tblVehicleEF	LHD2	4.2300e-004	1.3700e-004
tblVehicleEF	LHD2	1.1610e-003	1.4570e-003
tblVehicleEF	LHD2	0.04	0.05
tblVehicleEF	LHD2	0.02	0.02
tblVehicleEF	LHD2	7.7900e-004	9.3400e-004
tblVehicleEF	LHD2	0.05	0.05

tblVehicleEF	LHD2	0.09	0.30
tblVehicleEF	LHD2	0.13	0.06
tblVehicleEF	LHD2	1.3400e-004	1.3100e-004
tblVehicleEF	LHD2	6.0340e-003	6.5780e-003
tblVehicleEF	LHD2	3.1000e-004	9.9000e-005
tblVehicleEF	LHD2	1.1610e-003	1.4570e-003
tblVehicleEF	LHD2	0.04	0.05
tblVehicleEF	LHD2	0.02	0.03
tblVehicleEF	LHD2	7.7900e-004	9.3400e-004
tblVehicleEF	LHD2	0.05	0.06
tblVehicleEF	LHD2	0.09	0.30
tblVehicleEF	LHD2	0.14	0.06
tblVehicleEF	LHD2	4.2890e-003	4.2620e-003
tblVehicleEF	LHD2	4.3220e-003	3.7010e-003
tblVehicleEF	LHD2	9.1410e-003	0.01
tblVehicleEF	LHD2	0.13	0.16
tblVehicleEF	LHD2	0.37	0.41
tblVehicleEF	LHD2	1.32	0.73
tblVehicleEF	LHD2	13.67	13.61
tblVehicleEF	LHD2	619.08	679.11
tblVehicleEF	LHD2	28.46	9.96
tblVehicleEF	LHD2	0.10	0.09
tblVehicleEF	LHD2	0.82	0.88
tblVehicleEF	LHD2	1.1890e-003	1.1970e-003
tblVehicleEF	LHD2	0.01	0.01
tblVehicleEF	LHD2	9.7400e-003	0.01
tblVehicleEF	LHD2	4.6100e-004	1.4900e-004

tblVehicleEF	LHD2	1.1370e-003	1.1460e-003
tblVehicleEF	LHD2	2.6460e-003	2.6120e-003
tblVehicleEF	LHD2	9.3060e-003	9.6640e-003
tblVehicleEF	LHD2	4.2300e-004	1.3700e-004
tblVehicleEF	LHD2	1.6270e-003	2.0410e-003
tblVehicleEF	LHD2	0.04	0.05
tblVehicleEF	LHD2	0.02	0.02
tblVehicleEF	LHD2	1.0610e-003	1.2770e-003
tblVehicleEF	LHD2	0.05	0.05
tblVehicleEF	LHD2	0.08	0.29
tblVehicleEF	LHD2	0.12	0.05
tblVehicleEF	LHD2	1.3400e-004	1.3100e-004
tblVehicleEF	LHD2	6.0340e-003	6.5780e-003
tblVehicleEF	LHD2	3.0900e-004	9.9000e-005
tblVehicleEF	LHD2	1.6270e-003	2.0410e-003
tblVehicleEF	LHD2	0.04	0.05
tblVehicleEF	LHD2	0.02	0.03
tblVehicleEF	LHD2	1.0610e-003	1.2770e-003
tblVehicleEF	LHD2	0.05	0.06
tblVehicleEF	LHD2	0.08	0.29
tblVehicleEF	LHD2	0.13	0.06
tblVehicleEF	LHD2	4.2890e-003	4.2510e-003
tblVehicleEF	LHD2	4.2570e-003	3.6530e-003
tblVehicleEF	LHD2	9.5090e-003	0.01
tblVehicleEF	LHD2	0.13	0.16
tblVehicleEF	LHD2	0.36	0.41
tblVehicleEF	LHD2	1.38	0.76

Katella Avenue - Existing (Operations - Passenger Cars) - Orange County, Winter

tblVehicleEF	LHD2	13.67	13.61
tblVehicleEF	LHD2	619.08	679.10
tblVehicleEF	LHD2	28.46	10.02
tblVehicleEF	LHD2	0.10	0.09
tblVehicleEF	LHD2	0.85	0.92
tblVehicleEF	LHD2	1.1890e-003	1.1970e-003
tblVehicleEF	LHD2	0.01	0.01
tblVehicleEF	LHD2	9.7400e-003	0.01
tblVehicleEF	LHD2	4.6100e-004	1.4900e-004
tblVehicleEF	LHD2	1.1370e-003	1.1460e-003
tblVehicleEF	LHD2	2.6460e-003	2.6120e-003
tblVehicleEF	LHD2	9.3060e-003	9.6640e-003
tblVehicleEF	LHD2	4.2300e-004	1.3700e-004
tblVehicleEF	LHD2	1.1810e-003	1.5020e-003
tblVehicleEF	LHD2	0.04	0.06
tblVehicleEF	LHD2	0.02	0.02
tblVehicleEF	LHD2	7.7800e-004	9.3300e-004
tblVehicleEF	LHD2	0.05	0.05
tblVehicleEF	LHD2	0.10	0.33
tblVehicleEF	LHD2	0.13	0.06
tblVehicleEF	LHD2	1.3400e-004	1.3100e-004
tblVehicleEF	LHD2	6.0340e-003	6.5780e-003
tblVehicleEF	LHD2	3.1000e-004	9.9000e-005
tblVehicleEF	LHD2	1.1810e-003	1.5020e-003
tblVehicleEF	LHD2	0.04	0.06
tblVehicleEF	LHD2	0.02	0.03
tblVehicleEF	LHD2	7.7800e-004	9.3300e-004

tblVehicleEF	LHD2	0.05	0.06
tblVehicleEF	LHD2	0.10	0.33
tblVehicleEF	LHD2	0.14	0.06
tblVehicleEF	MCY	0.48	0.35
tblVehicleEF	MCY	0.15	0.24
tblVehicleEF	MCY	18.61	18.90
tblVehicleEF	MCY	9.56	8.43
tblVehicleEF	MCY	177.57	214.49
tblVehicleEF	MCY	45.30	60.11
tblVehicleEF	MCY	1.12	1.12
tblVehicleEF	MCY	2.1370e-003	2.1160e-003
tblVehicleEF	MCY	3.9240e-003	3.2680e-003
tblVehicleEF	MCY	1.9990e-003	1.9800e-003
tblVehicleEF	MCY	3.7000e-003	3.0810e-003
tblVehicleEF	MCY	1.13	1.16
tblVehicleEF	MCY	0.69	0.72
tblVehicleEF	MCY	0.71	0.72
tblVehicleEF	MCY	2.38	2.40
tblVehicleEF	MCY	0.65	2.07
tblVehicleEF	MCY	2.05	1.82
tblVehicleEF	MCY	2.1510e-003	2.1230e-003
tblVehicleEF	MCY	6.7000e-004	5.9500e-004
tblVehicleEF	MCY	1.13	1.16
tblVehicleEF	MCY	0.69	0.72
tblVehicleEF	MCY	0.71	0.72
tblVehicleEF	MCY	2.95	2.97
tblVehicleEF	MCY	0.65	2.07

tblVehicleEF	MCY	2.24	1.98
tblVehicleEF	MCY	0.47	0.35
tblVehicleEF	MCY	0.14	0.21
tblVehicleEF	MCY	17.91	18.17
tblVehicleEF	MCY	8.81	7.74
tblVehicleEF	MCY	177.57	213.12
tblVehicleEF	MCY	45.30	58.36
tblVehicleEF	MCY	0.98	0.98
tblVehicleEF	MCY	2.1370e-003	2.1160e-003
tblVehicleEF	MCY	3.9240e-003	3.2680e-003
tblVehicleEF	MCY	1.9990e-003	1.9800e-003
tblVehicleEF	MCY	3.7000e-003	3.0810e-003
tblVehicleEF	MCY	1.71	1.74
tblVehicleEF	MCY	0.73	0.76
tblVehicleEF	MCY	1.12	1.14
tblVehicleEF	MCY	2.33	2.34
tblVehicleEF	MCY	0.61	1.94
tblVehicleEF	MCY	1.85	1.62
tblVehicleEF	MCY	2.1380e-003	2.1090e-003
tblVehicleEF	MCY	6.5100e-004	5.7700e-004
tblVehicleEF	MCY	1.71	1.74
tblVehicleEF	MCY	0.73	0.76
tblVehicleEF	MCY	1.12	1.14
tblVehicleEF	MCY	2.89	2.90
tblVehicleEF	MCY	0.61	1.94
tblVehicleEF	MCY	2.01	1.77
tblVehicleEF	MCY	0.48	0.35

tblVehicleEF	MCY	0.15	0.24
tblVehicleEF	MCY	18.72	19.01
tblVehicleEF	MCY	9.67	8.55
tblVehicleEF	MCY	177.57	214.70
tblVehicleEF	MCY	45.30	60.42
tblVehicleEF	MCY	1.09	1.09
tblVehicleEF	MCY	2.1370e-003	2.1160e-003
tblVehicleEF	MCY	3.9240e-003	3.2680e-003
tblVehicleEF	MCY	1.9990e-003	1.9800e-003
tblVehicleEF	MCY	3.7000e-003	3.0810e-003
tblVehicleEF	MCY	1.26	1.28
tblVehicleEF	MCY	0.89	0.92
tblVehicleEF	MCY	0.75	0.76
tblVehicleEF	MCY	2.39	2.41
tblVehicleEF	MCY	0.75	2.38
tblVehicleEF	MCY	2.09	1.86
tblVehicleEF	MCY	2.1530e-003	2.1250e-003
tblVehicleEF	MCY	6.7300e-004	5.9800e-004
tblVehicleEF	MCY	1.26	1.28
tblVehicleEF	MCY	0.89	0.92
tblVehicleEF	MCY	0.75	0.76
tblVehicleEF	MCY	2.97	2.98
tblVehicleEF	MCY	0.75	2.38
tblVehicleEF	MCY	2.28	2.02
tblVehicleEF	MDV	0.01	5.6010e-003
tblVehicleEF	MDV	0.01	0.08
tblVehicleEF	MDV	1.26	1.12

tblVehicleEF	MDV	2.62	3.12
tblVehicleEF	MDV	500.02	420.73
tblVehicleEF	MDV	108.15	86.72
tblVehicleEF	MDV	0.14	0.10
tblVehicleEF	MDV	1.9190e-003	1.7850e-003
tblVehicleEF	MDV	2.3090e-003	1.9840e-003
tblVehicleEF	MDV	1.7700e-003	1.6470e-003
tblVehicleEF	MDV	2.1250e-003	1.8250e-003
tblVehicleEF	MDV	0.07	0.08
tblVehicleEF	MDV	0.16	0.14
tblVehicleEF	MDV	0.07	0.09
tblVehicleEF	MDV	0.03	0.02
tblVehicleEF	MDV	0.10	0.42
tblVehicleEF	MDV	0.20	0.41
tblVehicleEF	MDV	5.0080e-003	4.1600e-003
tblVehicleEF	MDV	1.1270e-003	8.5800e-004
tblVehicleEF	MDV	0.07	0.08
tblVehicleEF	MDV	0.16	0.14
tblVehicleEF	MDV	0.07	0.09
tblVehicleEF	MDV	0.04	0.03
tblVehicleEF	MDV	0.10	0.42
tblVehicleEF	MDV	0.22	0.45
tblVehicleEF	MDV	0.01	5.9080e-003
tblVehicleEF	MDV	0.01	0.08
tblVehicleEF	MDV	1.36	1.20
tblVehicleEF	MDV	2.27	2.69
tblVehicleEF	MDV	519.96	432.28

tblVehicleEF	MDV	108.15	85.89
tblVehicleEF	MDV	0.12	0.09
tblVehicleEF	MDV	1.9190e-003	1.7850e-003
tblVehicleEF	MDV	2.3090e-003	1.9840e-003
tblVehicleEF	MDV	1.7700e-003	1.6470e-003
tblVehicleEF	MDV	2.1250e-003	1.8250e-003
tblVehicleEF	MDV	0.10	0.12
tblVehicleEF	MDV	0.16	0.14
tblVehicleEF	MDV	0.10	0.12
tblVehicleEF	MDV	0.03	0.03
tblVehicleEF	MDV	0.09	0.39
tblVehicleEF	MDV	0.18	0.37
tblVehicleEF	MDV	5.2090e-003	4.2740e-003
tblVehicleEF	MDV	1.1210e-003	8.5000e-004
tblVehicleEF	MDV	0.10	0.12
tblVehicleEF	MDV	0.16	0.14
tblVehicleEF	MDV	0.10	0.12
tblVehicleEF	MDV	0.05	0.04
tblVehicleEF	MDV	0.09	0.39
tblVehicleEF	MDV	0.20	0.40
tblVehicleEF	MDV	0.01	5.5000e-003
tblVehicleEF	MDV	0.02	0.09
tblVehicleEF	MDV	1.23	1.08
tblVehicleEF	MDV	2.69	3.21
tblVehicleEF	MDV	492.66	416.47
tblVehicleEF	MDV	108.15	86.90
tblVehicleEF	MDV	0.13	0.10

tblVehicleEF	MDV	1.9190e-003	1.7850e-003
tblVehicleEF	MDV	2.3090e-003	1.9840e-003
tblVehicleEF	MDV	1.7700e-003	1.6470e-003
tblVehicleEF	MDV	2.1250e-003	1.8250e-003
tblVehicleEF	MDV	0.06	0.08
tblVehicleEF	MDV	0.17	0.15
tblVehicleEF	MDV	0.07	0.09
tblVehicleEF	MDV	0.03	0.02
tblVehicleEF	MDV	0.11	0.49
tblVehicleEF	MDV	0.20	0.42
tblVehicleEF	MDV	4.9340e-003	4.1170e-003
tblVehicleEF	MDV	1.1290e-003	8.6000e-004
tblVehicleEF	MDV	0.06	0.08
tblVehicleEF	MDV	0.17	0.15
tblVehicleEF	MDV	0.07	0.09
tblVehicleEF	MDV	0.04	0.03
tblVehicleEF	MDV	0.11	0.49
tblVehicleEF	MDV	0.22	0.46
tblVehicleEF	MH	0.03	3.3600e-003
tblVehicleEF	MH	0.02	0.00
tblVehicleEF	MH	2.15	0.31
tblVehicleEF	MH	5.50	0.00
tblVehicleEF	MH	1,108.90	981.53
tblVehicleEF	MH	57.43	0.00
tblVehicleEF	MH	1.43	3.91
tblVehicleEF	MH	0.01	0.02
tblVehicleEF	MH	0.03	0.10

tblVehicleEF	MH	1.0490e-003	0.00
tblVehicleEF	MH	3.2420e-003	4.0000e-003
tblVehicleEF	MH	0.03	0.09
tblVehicleEF	MH	9.6500e-004	0.00
tblVehicleEF	MH	0.95	0.00
tblVehicleEF	MH	0.07	0.00
tblVehicleEF	MH	0.41	0.00
tblVehicleEF	MH	0.09	0.07
tblVehicleEF	MH	0.02	0.00
tblVehicleEF	MH	0.32	0.00
tblVehicleEF	MH	0.01	9.2790e-003
tblVehicleEF	MH	6.7000e-004	0.00
tblVehicleEF	MH	0.95	0.00
tblVehicleEF	MH	0.07	0.00
tblVehicleEF	MH	0.41	0.00
tblVehicleEF	MH	0.12	0.08
tblVehicleEF	MH	0.02	0.00
tblVehicleEF	MH	0.35	0.00
tblVehicleEF	MH	0.03	3.3600e-003
tblVehicleEF	MH	0.02	0.00
tblVehicleEF	MH	2.21	0.31
tblVehicleEF	MH	5.21	0.00
tblVehicleEF	MH	1,108.90	981.53
tblVehicleEF	MH	57.43	0.00
tblVehicleEF	MH	1.33	3.70
tblVehicleEF	MH	0.01	0.02
tblVehicleEF	MH	0.03	0.10

tblVehicleEF	MH	1.0490e-003	0.00
tblVehicleEF	MH	3.2420e-003	4.0000e-003
tblVehicleEF	MH	0.03	0.09
tblVehicleEF	MH	9.6500e-004	0.00
tblVehicleEF	MH	1.28	0.00
tblVehicleEF	MH	0.07	0.00
tblVehicleEF	MH	0.56	0.00
tblVehicleEF	MH	0.09	0.07
tblVehicleEF	MH	0.02	0.00
tblVehicleEF	MH	0.31	0.00
tblVehicleEF	MH	0.01	9.2790e-003
tblVehicleEF	MH	6.6500e-004	0.00
tblVehicleEF	MH	1.28	0.00
tblVehicleEF	MH	0.07	0.00
tblVehicleEF	MH	0.56	0.00
tblVehicleEF	MH	0.12	0.08
tblVehicleEF	MH	0.02	0.00
tblVehicleEF	MH	0.34	0.00
tblVehicleEF	MH	0.03	3.3600e-003
tblVehicleEF	MH	0.02	0.00
tblVehicleEF	MH	2.13	0.31
tblVehicleEF	MH	5.54	0.00
tblVehicleEF	MH	1,108.90	981.53
tblVehicleEF	MH	57.43	0.00
tblVehicleEF	MH	1.40	3.84
tblVehicleEF	MH	0.01	0.02
tblVehicleEF	MH	0.03	0.10

tblVehicleEF	MH	1.0490e-003	0.00
tblVehicleEF	MH	3.2420e-003	4.0000e-003
tblVehicleEF	MH	0.03	0.09
tblVehicleEF	MH	9.6500e-004	0.00
tblVehicleEF	MH	1.05	0.00
tblVehicleEF	MH	0.08	0.00
tblVehicleEF	MH	0.43	0.00
tblVehicleEF	MH	0.09	0.07
tblVehicleEF	MH	0.02	0.00
tblVehicleEF	MH	0.32	0.00
tblVehicleEF	MH	0.01	9.2790e-003
tblVehicleEF	MH	6.7100e-004	0.00
tblVehicleEF	MH	1.05	0.00
tblVehicleEF	MH	0.08	0.00
tblVehicleEF	MH	0.43	0.00
tblVehicleEF	MH	0.12	0.08
tblVehicleEF	MH	0.02	0.00
tblVehicleEF	MH	0.35	0.00
tblVehicleEF	MHD	0.02	4.9130e-003
tblVehicleEF	MHD	4.2090e-003	5.6110e-003
tblVehicleEF	MHD	0.05	0.01
tblVehicleEF	MHD	0.36	0.39
tblVehicleEF	MHD	0.33	0.51
tblVehicleEF	MHD	6.12	1.31
tblVehicleEF	MHD	141.40	56.75
tblVehicleEF	MHD	1,144.82	1,086.34
tblVehicleEF	MHD	60.68	12.86

tblVehicleEF	MHD	0.54	0.43
tblVehicleEF	MHD	1.18	1.96
tblVehicleEF	MHD	2.3000e-004	1.4510e-003
tblVehicleEF	MHD	5.5730e-003	0.05
tblVehicleEF	MHD	7.9300e-004	1.1900e-004
tblVehicleEF	MHD	2.2000e-004	1.3880e-003
tblVehicleEF	MHD	5.3290e-003	0.05
tblVehicleEF	MHD	7.2900e-004	1.0900e-004
tblVehicleEF	MHD	1.1360e-003	4.8700e-004
tblVehicleEF	MHD	0.04	0.02
tblVehicleEF	MHD	0.03	0.02
tblVehicleEF	MHD	7.3800e-004	3.2900e-004
tblVehicleEF	MHD	0.04	0.09
tblVehicleEF	MHD	0.02	0.10
tblVehicleEF	MHD	0.38	0.06
tblVehicleEF	MHD	1.3610e-003	5.4000e-004
tblVehicleEF	MHD	0.01	0.01
tblVehicleEF	MHD	7.1400e-004	1.2700e-004
tblVehicleEF	MHD	1.1360e-003	4.8700e-004
tblVehicleEF	MHD	0.04	0.02
tblVehicleEF	MHD	0.04	0.03
tblVehicleEF	MHD	7.3800e-004	3.2900e-004
tblVehicleEF	MHD	0.05	0.11
tblVehicleEF	MHD	0.02	0.10
tblVehicleEF	MHD	0.41	0.07
tblVehicleEF	MHD	0.02	4.6520e-003
tblVehicleEF	MHD	4.2610e-003	5.6470e-003

tblVehicleEF	MHD	0.05	0.01
tblVehicleEF	MHD	0.26	0.31
tblVehicleEF	MHD	0.34	0.51
tblVehicleEF	MHD	5.83	1.25
tblVehicleEF	MHD	149.77	57.73
tblVehicleEF	MHD	1,144.82	1,086.35
tblVehicleEF	MHD	60.68	12.75
tblVehicleEF	MHD	0.56	0.43
tblVehicleEF	MHD	1.12	1.85
tblVehicleEF	MHD	1.9400e-004	1.2250e-003
tblVehicleEF	MHD	5.5730e-003	0.05
tblVehicleEF	MHD	7.9300e-004	1.1900e-004
tblVehicleEF	MHD	1.8500e-004	1.1720e-003
tblVehicleEF	MHD	5.3290e-003	0.05
tblVehicleEF	MHD	7.2900e-004	1.0900e-004
tblVehicleEF	MHD	1.6040e-003	6.8900e-004
tblVehicleEF	MHD	0.05	0.02
tblVehicleEF	MHD	0.02	0.02
tblVehicleEF	MHD	1.0240e-003	4.5600e-004
tblVehicleEF	MHD	0.04	0.09
tblVehicleEF	MHD	0.02	0.09
tblVehicleEF	MHD	0.36	0.06
tblVehicleEF	MHD	1.4400e-003	5.5000e-004
tblVehicleEF	MHD	0.01	0.01
tblVehicleEF	MHD	7.0900e-004	1.2600e-004
tblVehicleEF	MHD	1.6040e-003	6.8900e-004
tblVehicleEF	MHD	0.05	0.02

tblVehicleEF	MHD	0.03	0.03
tblVehicleEF	MHD	1.0240e-003	4.5600e-004
tblVehicleEF	MHD	0.05	0.11
tblVehicleEF	MHD	0.02	0.09
tblVehicleEF	MHD	0.40	0.06
tblVehicleEF	MHD	0.02	5.2900e-003
tblVehicleEF	MHD	4.1930e-003	5.5990e-003
tblVehicleEF	MHD	0.05	0.01
tblVehicleEF	MHD	0.50	0.50
tblVehicleEF	MHD	0.33	0.51
tblVehicleEF	MHD	6.17	1.32
tblVehicleEF	MHD	129.83	55.39
tblVehicleEF	MHD	1,144.82	1,086.34
tblVehicleEF	MHD	60.68	12.88
tblVehicleEF	MHD	0.52	0.42
tblVehicleEF	MHD	1.16	1.92
tblVehicleEF	MHD	2.8000e-004	1.7620e-003
tblVehicleEF	MHD	5.5730e-003	0.05
tblVehicleEF	MHD	7.9300e-004	1.1900e-004
tblVehicleEF	MHD	2.6800e-004	1.6860e-003
tblVehicleEF	MHD	5.3290e-003	0.05
tblVehicleEF	MHD	7.2900e-004	1.0900e-004
tblVehicleEF	MHD	1.1820e-003	4.9800e-004
tblVehicleEF	MHD	0.05	0.02
tblVehicleEF	MHD	0.03	0.03
tblVehicleEF	MHD	7.5300e-004	3.3100e-004
tblVehicleEF	MHD	0.04	0.09

tblVehicleEF	MHD	0.02	0.11
tblVehicleEF	MHD	0.38	0.06
tblVehicleEF	MHD	1.2520e-003	5.2700e-004
tblVehicleEF	MHD	0.01	0.01
tblVehicleEF	MHD	7.1500e-004	1.2700e-004
tblVehicleEF	MHD	1.1820e-003	4.9800e-004
tblVehicleEF	MHD	0.05	0.02
tblVehicleEF	MHD	0.04	0.03
tblVehicleEF	MHD	7.5300e-004	3.3100e-004
tblVehicleEF	MHD	0.05	0.11
tblVehicleEF	MHD	0.02	0.11
tblVehicleEF	MHD	0.42	0.07
tblVehicleEF	OBUS	0.01	9.0600e-003
tblVehicleEF	OBUS	8.4360e-003	9.3580e-003
tblVehicleEF	OBUS	0.03	0.02
tblVehicleEF	OBUS	0.28	0.55
tblVehicleEF	OBUS	0.58	1.01
tblVehicleEF	OBUS	5.60	2.44
tblVehicleEF	OBUS	84.68	84.33
tblVehicleEF	OBUS	1,226.51	1,422.10
tblVehicleEF	OBUS	69.78	20.28
tblVehicleEF	OBUS	0.42	0.52
tblVehicleEF	OBUS	1.44	1.85
tblVehicleEF	OBUS	1.4500e-004	2.0430e-003
tblVehicleEF	OBUS	7.3790e-003	0.04
tblVehicleEF	OBUS	8.3400e-004	1.9500e-004
tblVehicleEF	OBUS	1.3900e-004	1.9550e-003

tblVehicleEF	OBUS	7.0420e-003	0.03
tblVehicleEF	OBUS	7.6700e-004	1.7900e-004
tblVehicleEF	OBUS	1.4250e-003	1.8490e-003
tblVehicleEF	OBUS	0.02	0.02
tblVehicleEF	OBUS	0.04	0.06
tblVehicleEF	OBUS	7.6500e-004	9.7800e-004
tblVehicleEF	OBUS	0.06	0.10
tblVehicleEF	OBUS	0.04	0.23
tblVehicleEF	OBUS	0.35	0.12
tblVehicleEF	OBUS	8.2000e-004	8.0300e-004
tblVehicleEF	OBUS	0.01	0.01
tblVehicleEF	OBUS	7.9600e-004	2.0100e-004
tblVehicleEF	OBUS	1.4250e-003	1.8490e-003
tblVehicleEF	OBUS	0.02	0.02
tblVehicleEF	OBUS	0.05	0.08
tblVehicleEF	OBUS	7.6500e-004	9.7800e-004
tblVehicleEF	OBUS	0.07	0.12
tblVehicleEF	OBUS	0.04	0.23
tblVehicleEF	OBUS	0.39	0.13
tblVehicleEF	OBUS	0.01	9.0790e-003
tblVehicleEF	OBUS	8.5800e-003	9.4940e-003
tblVehicleEF	OBUS	0.03	0.02
tblVehicleEF	OBUS	0.26	0.53
tblVehicleEF	OBUS	0.58	1.02
tblVehicleEF	OBUS	5.31	2.31
tblVehicleEF	OBUS	88.70	84.93
tblVehicleEF	OBUS	1,226.51	1,422.12

tblVehicleEF	OBUS	69.78	20.06
tblVehicleEF	OBUS	0.43	0.52
tblVehicleEF	OBUS	1.35	1.74
tblVehicleEF	OBUS	1.2200e-004	1.7270e-003
tblVehicleEF	OBUS	7.3790e-003	0.04
tblVehicleEF	OBUS	8.3400e-004	1.9500e-004
tblVehicleEF	OBUS	1.1700e-004	1.6520e-003
tblVehicleEF	OBUS	7.0420e-003	0.03
tblVehicleEF	OBUS	7.6700e-004	1.7900e-004
tblVehicleEF	OBUS	1.9610e-003	2.5310e-003
tblVehicleEF	OBUS	0.02	0.02
tblVehicleEF	OBUS	0.04	0.06
tblVehicleEF	OBUS	1.0530e-003	1.3340e-003
tblVehicleEF	OBUS	0.06	0.10
tblVehicleEF	OBUS	0.04	0.22
tblVehicleEF	OBUS	0.34	0.11
tblVehicleEF	OBUS	8.5900e-004	8.0900e-004
tblVehicleEF	OBUS	0.01	0.01
tblVehicleEF	OBUS	7.9100e-004	1.9900e-004
tblVehicleEF	OBUS	1.9610e-003	2.5310e-003
tblVehicleEF	OBUS	0.02	0.02
tblVehicleEF	OBUS	0.05	0.08
tblVehicleEF	OBUS	1.0530e-003	1.3340e-003
tblVehicleEF	OBUS	0.07	0.12
tblVehicleEF	OBUS	0.04	0.22
tblVehicleEF	OBUS	0.37	0.13
tblVehicleEF	OBUS	0.01	9.0540e-003

tblVehicleEF	OBUS	8.3930e-003	9.3190e-003
tblVehicleEF	OBUS	0.03	0.02
tblVehicleEF	OBUS	0.29	0.59
tblVehicleEF	OBUS	0.57	1.00
tblVehicleEF	OBUS	5.64	2.46
tblVehicleEF	OBUS	79.14	83.50
tblVehicleEF	OBUS	1,226.51	1,422.09
tblVehicleEF	OBUS	69.78	20.31
tblVehicleEF	OBUS	0.40	0.52
tblVehicleEF	OBUS	1.41	1.81
tblVehicleEF	OBUS	1.7600e-004	2.4810e-003
tblVehicleEF	OBUS	7.3790e-003	0.04
tblVehicleEF	OBUS	8.3400e-004	1.9500e-004
tblVehicleEF	OBUS	1.6900e-004	2.3730e-003
tblVehicleEF	OBUS	7.0420e-003	0.03
tblVehicleEF	OBUS	7.6700e-004	1.7900e-004
tblVehicleEF	OBUS	1.4580e-003	1.9070e-003
tblVehicleEF	OBUS	0.02	0.02
tblVehicleEF	OBUS	0.04	0.06
tblVehicleEF	OBUS	7.6200e-004	9.8200e-004
tblVehicleEF	OBUS	0.06	0.10
tblVehicleEF	OBUS	0.04	0.24
tblVehicleEF	OBUS	0.36	0.12
tblVehicleEF	OBUS	7.6700e-004	7.9500e-004
tblVehicleEF	OBUS	0.01	0.01
tblVehicleEF	OBUS	7.9700e-004	2.0100e-004
tblVehicleEF	OBUS	1.4580e-003	1.9070e-003

tblVehicleEF	OBUS	0.02	0.02
tblVehicleEF	OBUS	0.05	0.08
tblVehicleEF	OBUS	7.6200e-004	9.8200e-004
tblVehicleEF	OBUS	0.07	0.12
tblVehicleEF	OBUS	0.04	0.24
tblVehicleEF	OBUS	0.39	0.13
tblVehicleEF	SBUS	0.87	0.07
tblVehicleEF	SBUS	0.02	0.01
tblVehicleEF	SBUS	0.09	7.1320e-003
tblVehicleEF	SBUS	8.16	2.80
tblVehicleEF	SBUS	1.19	1.03
tblVehicleEF	SBUS	9.61	1.02
tblVehicleEF	SBUS	1,131.05	356.18
tblVehicleEF	SBUS	1,090.69	1,128.82
tblVehicleEF	SBUS	54.18	5.79
tblVehicleEF	SBUS	9.79	3.82
tblVehicleEF	SBUS	4.65	6.33
tblVehicleEF	SBUS	0.01	6.3360e-003
tblVehicleEF	SBUS	0.01	0.01
tblVehicleEF	SBUS	0.03	0.04
tblVehicleEF	SBUS	9.3500e-004	6.5000e-005
tblVehicleEF	SBUS	0.01	6.0620e-003
tblVehicleEF	SBUS	2.6810e-003	2.6580e-003
tblVehicleEF	SBUS	0.02	0.04
tblVehicleEF	SBUS	8.6000e-004	6.0000e-005
tblVehicleEF	SBUS	3.6480e-003	1.1350e-003
tblVehicleEF	SBUS	0.04	0.01

tblVehicleEF	SBUS	0.98	0.34
tblVehicleEF	SBUS	1.9360e-003	5.7500e-004
tblVehicleEF	SBUS	0.13	0.14
tblVehicleEF	SBUS	0.02	0.07
tblVehicleEF	SBUS	0.51	0.04
tblVehicleEF	SBUS	0.01	3.4000e-003
tblVehicleEF	SBUS	0.01	0.01
tblVehicleEF	SBUS	7.0800e-004	5.7000e-005
tblVehicleEF	SBUS	3.6480e-003	1.1350e-003
tblVehicleEF	SBUS	0.04	0.01
tblVehicleEF	SBUS	1.42	0.48
tblVehicleEF	SBUS	1.9360e-003	5.7500e-004
tblVehicleEF	SBUS	0.16	0.17
tblVehicleEF	SBUS	0.02	0.07
tblVehicleEF	SBUS	0.56	0.05
tblVehicleEF	SBUS	0.87	0.07
tblVehicleEF	SBUS	0.02	0.01
tblVehicleEF	SBUS	0.08	6.4080e-003
tblVehicleEF	SBUS	8.04	2.75
tblVehicleEF	SBUS	1.21	1.05
tblVehicleEF	SBUS	7.94	0.84
tblVehicleEF	SBUS	1,182.37	367.48
tblVehicleEF	SBUS	1,090.69	1,128.85
tblVehicleEF	SBUS	54.18	5.50
tblVehicleEF	SBUS	10.10	3.93
tblVehicleEF	SBUS	4.39	5.98
tblVehicleEF	SBUS	8.9100e-003	5.3460e-003

tblVehicleEF	SBUS	0.01	0.01
tblVehicleEF	SBUS	0.03	0.04
tblVehicleEF	SBUS	9.3500e-004	6.5000e-005
tblVehicleEF	SBUS	8.5240e-003	5.1150e-003
tblVehicleEF	SBUS	2.6810e-003	2.6580e-003
tblVehicleEF	SBUS	0.02	0.04
tblVehicleEF	SBUS	8.6000e-004	6.0000e-005
tblVehicleEF	SBUS	4.9860e-003	1.5480e-003
tblVehicleEF	SBUS	0.04	0.01
tblVehicleEF	SBUS	0.98	0.34
tblVehicleEF	SBUS	2.6570e-003	7.8500e-004
tblVehicleEF	SBUS	0.13	0.14
tblVehicleEF	SBUS	0.01	0.06
tblVehicleEF	SBUS	0.46	0.04
tblVehicleEF	SBUS	0.01	3.5060e-003
tblVehicleEF	SBUS	0.01	0.01
tblVehicleEF	SBUS	6.8100e-004	5.4000e-005
tblVehicleEF	SBUS	4.9860e-003	1.5480e-003
tblVehicleEF	SBUS	0.04	0.01
tblVehicleEF	SBUS	1.42	0.48
tblVehicleEF	SBUS	2.6570e-003	7.8500e-004
tblVehicleEF	SBUS	0.16	0.17
tblVehicleEF	SBUS	0.01	0.06
tblVehicleEF	SBUS	0.50	0.04
tblVehicleEF	SBUS	0.87	0.07
tblVehicleEF	SBUS	0.02	0.01
tblVehicleEF	SBUS	0.09	7.2360e-003

tblVehicleEF	SBUS	8.33	2.86
tblVehicleEF	SBUS	1.18	1.03
tblVehicleEF	SBUS	9.77	1.03
tblVehicleEF	SBUS	1,060.18	340.58
tblVehicleEF	SBUS	1,090.69	1,128.81
tblVehicleEF	SBUS	54.18	5.82
tblVehicleEF	SBUS	9.36	3.67
tblVehicleEF	SBUS	4.57	6.22
tblVehicleEF	SBUS	0.01	7.7020e-003
tblVehicleEF	SBUS	0.01	0.01
tblVehicleEF	SBUS	0.03	0.04
tblVehicleEF	SBUS	9.3500e-004	6.5000e-005
tblVehicleEF	SBUS	0.01	7.3690e-003
tblVehicleEF	SBUS	2.6810e-003	2.6580e-003
tblVehicleEF	SBUS	0.02	0.04
tblVehicleEF	SBUS	8.6000e-004	6.0000e-005
tblVehicleEF	SBUS	3.6990e-003	1.1730e-003
tblVehicleEF	SBUS	0.04	0.01
tblVehicleEF	SBUS	0.99	0.34
tblVehicleEF	SBUS	1.8970e-003	5.6800e-004
tblVehicleEF	SBUS	0.13	0.14
tblVehicleEF	SBUS	0.02	0.09
tblVehicleEF	SBUS	0.51	0.04
tblVehicleEF	SBUS	0.01	3.2520e-003
tblVehicleEF	SBUS	0.01	0.01
tblVehicleEF	SBUS	7.1100e-004	5.8000e-005
tblVehicleEF	SBUS	3.6990e-003	1.1730e-003

tblVehicleEF	SBUS	0.04	0.01
tblVehicleEF	SBUS	1.42	0.48
tblVehicleEF	SBUS	1.8970e-003	5.6800e-004
tblVehicleEF	SBUS	0.16	0.17
tblVehicleEF	SBUS	0.02	0.09
tblVehicleEF	SBUS	0.56	0.05
tblVehicleEF	UBUS	1.93	7.28
tblVehicleEF	UBUS	0.07	0.03
tblVehicleEF	UBUS	8.96	27.90
tblVehicleEF	UBUS	13.19	1.81
tblVehicleEF	UBUS	1,828.32	2,044.63
tblVehicleEF	UBUS	133.38	22.76
tblVehicleEF	UBUS	4.82	4.04
tblVehicleEF	UBUS	0.53	0.08
tblVehicleEF	UBUS	0.01	0.03
tblVehicleEF	UBUS	0.04	5.2920e-003
tblVehicleEF	UBUS	1.1810e-003	4.0000e-005
tblVehicleEF	UBUS	0.23	0.03
tblVehicleEF	UBUS	3.0000e-003	7.5850e-003
tblVehicleEF	UBUS	0.04	5.0590e-003
tblVehicleEF	UBUS	1.0860e-003	3.6000e-005
tblVehicleEF	UBUS	6.1570e-003	2.6630e-003
tblVehicleEF	UBUS	0.10	0.03
tblVehicleEF	UBUS	3.6270e-003	1.8540e-003
tblVehicleEF	UBUS	0.53	0.11
tblVehicleEF	UBUS	0.03	0.21
tblVehicleEF	UBUS	0.96	0.15

tblVehicleEF	UBUS	8.6430e-003	4.3420e-003
tblVehicleEF	UBUS	1.5700e-003	2.2500e-004
tblVehicleEF	UBUS	6.1570e-003	2.6630e-003
tblVehicleEF	UBUS	0.10	0.03
tblVehicleEF	UBUS	3.6270e-003	1.8540e-003
tblVehicleEF	UBUS	2.52	7.44
tblVehicleEF	UBUS	0.03	0.21
tblVehicleEF	UBUS	1.05	0.16
tblVehicleEF	UBUS	1.94	7.28
tblVehicleEF	UBUS	0.07	0.03
tblVehicleEF	UBUS	9.02	27.90
tblVehicleEF	UBUS	11.63	1.61
tblVehicleEF	UBUS	1,828.32	2,044.63
tblVehicleEF	UBUS	133.38	22.40
tblVehicleEF	UBUS	4.53	4.03
tblVehicleEF	UBUS	0.53	0.08
tblVehicleEF	UBUS	0.01	0.03
tblVehicleEF	UBUS	0.04	5.2920e-003
tblVehicleEF	UBUS	1.1810e-003	4.0000e-005
tblVehicleEF	UBUS	0.23	0.03
tblVehicleEF	UBUS	3.0000e-003	7.5850e-003
tblVehicleEF	UBUS	0.04	5.0590e-003
tblVehicleEF	UBUS	1.0860e-003	3.6000e-005
tblVehicleEF	UBUS	8.2530e-003	3.6380e-003
tblVehicleEF	UBUS	0.10	0.03
tblVehicleEF	UBUS	4.8310e-003	2.4730e-003
tblVehicleEF	UBUS	0.53	0.11

tblVehicleEF	UBUS	0.03	0.19
tblVehicleEF	UBUS	0.89	0.14
tblVehicleEF	UBUS	8.6450e-003	4.3420e-003
tblVehicleEF	UBUS	1.5430e-003	2.2200e-004
tblVehicleEF	UBUS	8.2530e-003	3.6380e-003
tblVehicleEF	UBUS	0.10	0.03
tblVehicleEF	UBUS	4.8310e-003	2.4730e-003
tblVehicleEF	UBUS	2.53	7.44
tblVehicleEF	UBUS	0.03	0.19
tblVehicleEF	UBUS	0.98	0.15
tblVehicleEF	UBUS	1.93	7.28
tblVehicleEF	UBUS	0.07	0.03
tblVehicleEF	UBUS	8.95	27.90
tblVehicleEF	UBUS	13.46	1.85
tblVehicleEF	UBUS	1,828.32	2,044.63
tblVehicleEF	UBUS	133.38	22.82
tblVehicleEF	UBUS	4.73	4.04
tblVehicleEF	UBUS	0.53	0.08
tblVehicleEF	UBUS	0.01	0.03
tblVehicleEF	UBUS	0.04	5.2920e-003
tblVehicleEF	UBUS	1.1810e-003	4.0000e-005
tblVehicleEF	UBUS	0.23	0.03
tblVehicleEF	UBUS	3.0000e-003	7.5850e-003
tblVehicleEF	UBUS	0.04	5.0590e-003
tblVehicleEF	UBUS	1.0860e-003	3.6000e-005
tblVehicleEF	UBUS	6.9610e-003	2.5390e-003
tblVehicleEF	UBUS	0.12	0.03

tblVehicleEF	UBUS	3.8300e-003	1.7550e-003
tblVehicleEF	UBUS	0.52	0.11
tblVehicleEF	UBUS	0.04	0.26
tblVehicleEF	UBUS	0.98	0.15
tblVehicleEF	UBUS	8.6430e-003	4.3420e-003
tblVehicleEF	UBUS	1.5750e-003	2.2600e-004
tblVehicleEF	UBUS	6.9610e-003	2.5390e-003
tblVehicleEF	UBUS	0.12	0.03
tblVehicleEF	UBUS	3.8300e-003	1.7550e-003
tblVehicleEF	UBUS	2.52	7.44
tblVehicleEF	UBUS	0.04	0.26
tblVehicleEF	UBUS	1.07	0.16
tblVehicleTrips	CC_TTP	48.00	0.00
tblVehicleTrips	CNW_TTP	19.00	0.00
tblVehicleTrips	CNW_TTP	41.00	0.00
tblVehicleTrips	CW_TTP	33.00	100.00
tblVehicleTrips	CW_TTP	59.00	100.00
tblVehicleTrips	DV_TP	19.00	0.00
tblVehicleTrips	DV_TP	5.00	0.00
tblVehicleTrips	PB_TP	4.00	0.00
tblVehicleTrips	PB_TP	3.00	0.00
tblVehicleTrips	PR_TP	77.00	100.00
tblVehicleTrips	PR_TP	92.00	100.00
tblVehicleTrips	ST_TR	2.46	3.98
tblVehicleTrips	ST_TR	1.68	0.64
tblVehicleTrips	SU_TR	1.05	3.98
tblVehicleTrips	SU_TR	1.68	0.64

tblVehicleTrips	WD_TR	11.03	3.98
tblVehicleTrips	WD_TR	1.68	0.64

2.0 Emissions Summary

2.1 Overall Construction (Maximum Daily Emission)

Unmitigated Construction

	ROG	NOx	CO	SO2	Fugitive PM10	Exhaust PM10	PM10 Total	Fugitive PM2.5	Exhaust PM2.5	PM2.5 Total	Bio- CO2	NBio- CO2	Total CO2	CH4	N2O	CO2e
Year	lb/day										lb/day					
2021	0.0000	0.0000	0.0000	0.0000	0.0000	0.0000	0.0000	0.0000	0.0000	0.0000	0.0000	0.0000	0.0000	0.0000	0.0000	0.0000
Maximum	**0.0000**	**0.0000**	**0.0000**	**0.0000**	**0.0000**	**0.0000**	**0.0000**	**0.0000**	**0.0000**	**0.0000**	**0.0000**	**0.0000**	**0.0000**	**0.0000**	**0.0000**	**0.0000**

Mitigated Construction

	ROG	NOx	CO	SO2	Fugitive PM10	Exhaust PM10	PM10 Total	Fugitive PM2.5	Exhaust PM2.5	PM2.5 Total	Bio- CO2	NBio- CO2	Total CO2	CH4	N2O	CO2e
Year	lb/day										lb/day					
2021	0.0000	0.0000	0.0000	0.0000	0.0000	0.0000	0.0000	0.0000	0.0000	0.0000	0.0000	0.0000	0.0000	0.0000	0.0000	0.0000
Maximum	**0.0000**	**0.0000**	**0.0000**	**0.0000**	**0.0000**	**0.0000**	**0.0000**	**0.0000**	**0.0000**	**0.0000**	**0.0000**	**0.0000**	**0.0000**	**0.0000**	**0.0000**	**0.0000**

	ROG	**NOx**	**CO**	**SO2**	**Fugitive PM10**	**Exhaust PM10**	**PM10 Total**	**Fugitive PM2.5**	**Exhaust PM2.5**	**PM2.5 Total**	**Bio- CO2**	**NBio-CO2**	**Total CO2**	**CH4**	**N20**	**CO2e**
Percent Reduction	**0.00**	**0.00**	**0.00**	**0.00**	**0.00**	**0.00**	**0.00**	**0.00**	**0.00**	**0.00**	**0.00**	**0.00**	**0.00**	**0.00**	**0.00**	**0.00**

2.2 Overall Operational

Unmitigated Operational

	ROG	NOx	CO	SO2	Fugitive PM10	Exhaust PM10	PM10 Total	Fugitive PM2.5	Exhaust PM2.5	PM2.5 Total	Bio- CO2	NBio- CO2	Total CO2	CH4	N2O	CO2e
Category	lb/day										lb/day					
Area	8.9397	3.8000e-004	0.0410	0.0000		1.5000e-004	1.5000e-004		1.5000e-004	1.5000e-004		0.0875	0.0875	2.3000e-004		0.0934
Energy	0.0849	0.7721	0.6486	4.6300e-003		0.0587	0.0587		0.0587	0.0587		926.5109	926.5109	0.0178	0.0170	932.0167
Mobile	2.6455	2.4702	37.2179	0.1198	13.7462	0.0728	13.8190	3.6440	0.0670	3.7110		12,113.2421	12,113.2421	0.2848		12,120.3628
Total	**11.6701**	**3.2427**	**37.9074**	**0.1245**	**13.7462**	**0.1316**	**13.8779**	**3.6440**	**0.1259**	**3.7698**		**13,039.8406**	**13,039.8406**	**0.3028**	**0.0170**	**13,052.4728**

Mitigated Operational

	ROG	NOx	CO	SO2	Fugitive PM10	Exhaust PM10	PM10 Total	Fugitive PM2.5	Exhaust PM2.5	PM2.5 Total	Bio- CO2	NBio- CO2	Total CO2	CH4	N2O	CO2e
Category	lb/day										lb/day					
Area	8.9397	3.8000e-004	0.0410	0.0000		1.5000e-004	1.5000e-004		1.5000e-004	1.5000e-004		0.0875	0.0875	2.3000e-004		0.0934
Energy	0.0849	0.7721	0.6486	4.6300e-003		0.0587	0.0587		0.0587	0.0587		926.5109	926.5109	0.0178	0.0170	932.0167
Mobile	2.6455	2.4702	37.2179	0.1198	13.7462	0.0728	13.8190	3.6440	0.0670	3.7110		12,113.2421	12,113.2421	0.2848		12,120.3628
Total	**11.6701**	**3.2427**	**37.9074**	**0.1245**	**13.7462**	**0.1316**	**13.8779**	**3.6440**	**0.1259**	**3.7698**		**13,039.8406**	**13,039.8406**	**0.3028**	**0.0170**	**13,052.4728**

	ROG	NOx	CO	SO2	Fugitive PM10	Exhaust PM10	PM10 Total	Fugitive PM2.5	Exhaust PM2.5	PM2.5 Total	Bio- CO2	NBio-CO2	Total CO2	CH4	N20	CO2e
Percent Reduction	**0.00**	**0.00**	**0.00**	**0.00**	**0.00**	**0.00**	**0.00**	**0.00**	**0.00**	**0.00**	**0.00**	**0.00**	**0.00**	**0.00**	**0.00**	**0.00**

3.0 Construction Detail

Construction Phase

Phase Number	Phase Name	Phase Type	Start Date	End Date	Num Days Week	Num Days	Phase Description
1	Demolition	Demolition	1/4/2021	1/3/2021	5	0	

Acres of Grading (Site Preparation Phase): 0

Acres of Grading (Grading Phase): 0

Acres of Paving: 0

Residential Indoor: 0; Residential Outdoor: 0; Non-Residential Indoor: 0; Non-Residential Outdoor: 0; Striped Parking Area: 0 (Architectural Coating – sqft)

OffRoad Equipment

Phase Name	Offroad Equipment Type	Amount	Usage Hours	Horse Power	Load Factor
Demolition	Concrete/Industrial Saws	0	8.00	81	0.73
Demolition	Excavators	0	8.00	158	0.38
Demolition	Rubber Tired Dozers	0	8.00	247	0.40

Trips and VMT

Phase Name	Offroad Equipment Count	Worker Trip Number	Vendor Trip Number	Hauling Trip Number	Worker Trip Length	Vendor Trip Length	Hauling Trip Length	Worker Vehicle Class	Vendor Vehicle Class	Hauling Vehicle Class
Demolition	0	0.00	0.00	0.00	14.70	6.90	20.00	LD_Mix	HDT_Mix	HHDT

3.1 Mitigation Measures Construction

3.2 Demolition - 2021

Unmitigated Construction On-Site

	ROG	NOx	CO	SO2	Fugitive PM10	Exhaust PM10	PM10 Total	Fugitive PM2.5	Exhaust PM2.5	PM2.5 Total	Bio- CO2	NBio- CO2	Total CO2	CH4	N2O	CO2e
Category	lb/day										lb/day					
Off-Road	0.0000	0.0000	0.0000	0.0000	0.0000	0.0000	0.0000	0.0000	0.0000	0.0000	0.0000	0.0000	0.0000	0.0000	0.0000	0.0000
Total	**0.0000**	**0.0000**	**0.0000**	**0.0000**	**0.0000**	**0.0000**	**0.0000**	**0.0000**	**0.0000**	**0.0000**	**0.0000**	**0.0000**	**0.0000**	**0.0000**	**0.0000**	**0.0000**

Unmitigated Construction Off-Site

	ROG	NOx	CO	SO2	Fugitive PM10	Exhaust PM10	PM10 Total	Fugitive PM2.5	Exhaust PM2.5	PM2.5 Total	Bio- CO2	NBio- CO2	Total CO2	CH4	N2O	CO2e
Category	lb/day										lb/day					
Hauling	0.0000	0.0000	0.0000	0.0000	0.0000	0.0000	0.0000	0.0000	0.0000	0.0000	0.0000	0.0000	0.0000	0.0000	0.0000	0.0000
Vendor	0.0000	0.0000	0.0000	0.0000	0.0000	0.0000	0.0000	0.0000	0.0000	0.0000	0.0000	0.0000	0.0000	0.0000	0.0000	0.0000
Worker	0.0000	0.0000	0.0000	0.0000	0.0000	0.0000	0.0000	0.0000	0.0000	0.0000	0.0000	0.0000	0.0000	0.0000	0.0000	0.0000
Total	**0.0000**	**0.0000**	**0.0000**	**0.0000**	**0.0000**	**0.0000**	**0.0000**	**0.0000**	**0.0000**	**0.0000**	**0.0000**	**0.0000**	**0.0000**	**0.0000**	**0.0000**	**0.0000**

3.2 Demolition - 2021

Mitigated Construction On-Site

	ROG	NOx	CO	SO2	Fugitive PM10	Exhaust PM10	PM10 Total	Fugitive PM2.5	Exhaust PM2.5	PM2.5 Total	Bio- CO2	NBio- CO2	Total CO2	CH4	N2O	CO2e
Category	lb/day										lb/day					
Off-Road	0.0000	0.0000	0.0000	0.0000	0.0000	0.0000	0.0000	0.0000	0.0000	0.0000	0.0000	0.0000	0.0000	0.0000	0.0000	0.0000
Total	**0.0000**	**0.0000**	**0.0000**	**0.0000**	**0.0000**	**0.0000**	**0.0000**	**0.0000**	**0.0000**	**0.0000**	**0.0000**	**0.0000**	**0.0000**	**0.0000**	**0.0000**	**0.0000**

Mitigated Construction Off-Site

	ROG	NOx	CO	SO2	Fugitive PM10	Exhaust PM10	PM10 Total	Fugitive PM2.5	Exhaust PM2.5	PM2.5 Total	Bio- CO2	NBio- CO2	Total CO2	CH4	N2O	CO2e
Category	lb/day										lb/day					
Hauling	0.0000	0.0000	0.0000	0.0000	0.0000	0.0000	0.0000	0.0000	0.0000	0.0000	0.0000	0.0000	0.0000	0.0000	0.0000	0.0000
Vendor	0.0000	0.0000	0.0000	0.0000	0.0000	0.0000	0.0000	0.0000	0.0000	0.0000	0.0000	0.0000	0.0000	0.0000	0.0000	0.0000
Worker	0.0000	0.0000	0.0000	0.0000	0.0000	0.0000	0.0000	0.0000	0.0000	0.0000	0.0000	0.0000	0.0000	0.0000	0.0000	0.0000
Total	**0.0000**	**0.0000**	**0.0000**	**0.0000**	**0.0000**	**0.0000**	**0.0000**	**0.0000**	**0.0000**	**0.0000**	**0.0000**	**0.0000**	**0.0000**	**0.0000**	**0.0000**	**0.0000**

4.0 Operational Detail - Mobile

4.1 Mitigation Measures Mobile

	ROG	NOx	CO	SO2	Fugitive PM10	Exhaust PM10	PM10 Total	Fugitive PM2.5	Exhaust PM2.5	PM2.5 Total	Bio- CO2	NBio- CO2	Total CO2	CH4	N2O	CO2e
Category	lb/day										lb/day					
Mitigated	2.6455	2.4702	37.2179	0.1198	13.7462	0.0728	13.8190	3.6440	0.0670	3.7110		12,113.2421	12,113.2421	0.2848		12,120.3628
Unmitigated	2.6455	2.4702	37.2179	0.1198	13.7462	0.0728	13.8190	3.6440	0.0670	3.7110		12,113.2421	12,113.2421	0.2848		12,120.3628

4.2 Trip Summary Information

	Average Daily Trip Rate			Unmitigated	Mitigated
Land Use	Weekday	Saturday	Sunday	Annual VMT	Annual VMT
General Office Building	994.00	994.00	994.00	6,006,146	6,006,146
Unrefrigerated Warehouse-No Rail	96.00	96.00	96.00	580,070	580,070
Total	1,090.00	1,090.00	1,090.00	6,586,216	6,586,216

4.3 Trip Type Information

	Miles			Trip %			Trip Purpose %		
Land Use	H-W or C-W	H-S or C-C	H-O or C-NW	H-W or C-W	H-S or C-C	H-O or C-NW	Primary	Diverted	Pass-by
General Office Building	16.60	8.40	6.90	100.00	0.00	0.00	100	0	0
Unrefrigerated Warehouse-No	16.60	8.40	6.90	100.00	0.00	0.00	100	0	0

4.4 Fleet Mix

Land Use	LDA	LDT1	LDT2	MDV	LHD1	LHD2	MHD	HHD	OBUS	UBUS	MCY	SBUS	MH
General Office Building	0.603500	0.047000	0.226500	0.123000	0.000000	0.000000	0.000000	0.000000	0.000000	0.000000	0.000000	0.000000	0.000000
Unrefrigerated Warehouse-No Rail	0.603500	0.047000	0.226500	0.123000	0.000000	0.000000	0.000000	0.000000	0.000000	0.000000	0.000000	0.000000	0.000000

5.0 Energy Detail

Historical Energy Use: N

5.1 Mitigation Measures Energy

	ROG	NOx	CO	SO2	Fugitive PM10	Exhaust PM10	PM10 Total	Fugitive PM2.5	Exhaust PM2.5	PM2.5 Total	Bio- CO2	NBio- CO2	Total CO2	CH4	N2O	CO2e
Category	lb/day										lb/day					
NaturalGas Mitigated	0.0849	0.7721	0.6486	4.6300e-003		0.0587	0.0587		0.0587	0.0587		926.5109	926.5109	0.0178	0.0170	932.0167
NaturalGas Unmitigated	0.0849	0.7721	0.6486	4.6300e-003		0.0587	0.0587		0.0587	0.0587		926.5109	926.5109	0.0178	0.0170	932.0167

5.2 Energy by Land Use - NaturalGas

Unmitigated

	NaturalGas Use	ROG	NOx	CO	SO2	Fugitive PM10	Exhaust PM10	PM10 Total	Fugitive PM2.5	Exhaust PM2.5	PM2.5 Total	Bio- CO2	NBio- CO2	Total CO2	CH4	N2O	CO2e
Land Use	kBTU/yr	lb/day										lb/day					
General Office Building	6260.27	0.0675	0.6138	0.5156	3.6800e-003		0.0467	0.0467		0.0467	0.0467		736.5028	736.5028	0.0141	0.0135	740.8795
Unrefrigerated Warehouse-No Rail	1615.07	0.0174	0.1583	0.1330	9.5000e-004		0.0120	0.0120		0.0120	0.0120		190.0081	190.0081	3.6400e-003	3.4800e-003	191.1372
Total		**0.0849**	**0.7721**	**0.6486**	**4.6300e-003**		**0.0587**	**0.0587**		**0.0587**	**0.0587**		**926.5109**	**926.5109**	**0.0178**	**0.0170**	**932.0167**

Mitigated

	NaturalGas Use	ROG	NOx	CO	SO2	Fugitive PM10	Exhaust PM10	PM10 Total	Fugitive PM2.5	Exhaust PM2.5	PM2.5 Total	Bio- CO2	NBio- CO2	Total CO2	CH4	N2O	CO2e
Land Use	kBTU/yr	lb/day										lb/day					
General Office Building	6.26027	0.0675	0.6138	0.5156	3.6800e-003		0.0467	0.0467		0.0467	0.0467		736.5028	736.5028	0.0141	0.0135	740.8795
Unrefrigerated Warehouse-No Rail	1.61507	0.0174	0.1583	0.1330	9.5000e-004		0.0120	0.0120		0.0120	0.0120		190.0081	190.0081	3.6400e-003	3.4800e-003	191.1372
Total		**0.0849**	**0.7721**	**0.6486**	**4.6300e-003**		**0.0587**	**0.0587**		**0.0587**	**0.0587**		**926.5109**	**926.5109**	**0.0178**	**0.0170**	**932.0167**

6.0 Area Detail

6.1 Mitigation Measures Area

	ROG	NOx	CO	SO2	Fugitive PM10	Exhaust PM10	PM10 Total	Fugitive PM2.5	Exhaust PM2.5	PM2.5 Total	Bio- CO2	NBio- CO2	Total CO2	CH4	N2O	CO2e
Category	lb/day										lb/day					
Mitigated	8.9397	3.8000e-004	0.0410	0.0000		1.5000e-004	1.5000e-004		1.5000e-004	1.5000e-004		0.0875	0.0875	2.3000e-004		0.0934
Unmitigated	8.9397	3.8000e-004	0.0410	0.0000		1.5000e-004	1.5000e-004		1.5000e-004	1.5000e-004		0.0875	0.0875	2.3000e-004		0.0934

6.2 Area by SubCategory

Unmitigated

	ROG	NOx	CO	SO2	Fugitive PM10	Exhaust PM10	PM10 Total	Fugitive PM2.5	Exhaust PM2.5	PM2.5 Total	Bio- CO2	NBio- CO2	Total CO2	CH4	N2O	CO2e
SubCategory	lb/day										lb/day					
Architectural Coating	1.0159					0.0000	0.0000		0.0000	0.0000			0.0000			0.0000
Consumer Products	7.9200					0.0000	0.0000		0.0000	0.0000			0.0000			0.0000
Landscaping	3.8300e-003	3.8000e-004	0.0410	0.0000		1.5000e-004	1.5000e-004		1.5000e-004	1.5000e-004		0.0875	0.0875	2.3000e-004		0.0934
Total	**8.9397**	**3.8000e-004**	**0.0410**	**0.0000**		**1.5000e-004**	**1.5000e-004**		**1.5000e-004**	**1.5000e-004**		**0.0875**	**0.0875**	**2.3000e-004**		**0.0934**

6.2 Area by SubCategory

Mitigated

	ROG	NOx	CO	SO2	Fugitive PM10	Exhaust PM10	PM10 Total	Fugitive PM2.5	Exhaust PM2.5	PM2.5 Total	Bio- CO2	NBio- CO2	Total CO2	CH4	N2O	CO2e
SubCategory	lb/day										lb/day					
Architectural Coating	1.0159					0.0000	0.0000		0.0000	0.0000			0.0000			0.0000
Consumer Products	7.9200					0.0000	0.0000		0.0000	0.0000			0.0000			0.0000
Landscaping	3.8300e-003	3.8000e-004	0.0410	0.0000		1.5000e-004	1.5000e-004		1.5000e-004	1.5000e-004		0.0875	0.0875	2.3000e-004		0.0934
Total	**8.9397**	**3.8000e-004**	**0.0410**	**0.0000**		**1.5000e-004**	**1.5000e-004**		**1.5000e-004**	**1.5000e-004**		**0.0875**	**0.0875**	**2.3000e-004**		**0.0934**

7.0 Water Detail

7.1 Mitigation Measures Water

8.0 Waste Detail

8.1 Mitigation Measures Waste

9.0 Operational Offroad

Equipment Type	Number	Hours/Day	Days/Year	Horse Power	Load Factor	Fuel Type

10.0 Stationary Equipment

Fire Pumps and Emergency Generators

Equipment Type	Number	Hours/Day	Hours/Year	Horse Power	Load Factor	Fuel Type

Boilers

Equipment Type	Number	Heat Input/Day	Heat Input/Year	Boiler Rating	Fuel Type

User Defined Equipment

Equipment Type	Number

11.0 Vegetation

This page intentionally left blank

APPENDIX 3.5:

CALEEMOD EXISTING OPERATIONS (TRUCKS) EMISSIONS MODEL OUTPUTS

Katella Avenue - Existing (Operations - Trucks)

Orange County, Summer

1.0 Project Characteristics

1.1 Land Usage

Land Uses	Size	Metric	Lot Acreage	Floor Surface Area	Population
General Office Building	250.00	1000sqft	5.74	250,000.00	0
Unrefrigerated Warehouse-No Rail	150.00	1000sqft	3.44	150,000.00	0

1.2 Other Project Characteristics

Urbanization	Urban	**Wind Speed (m/s)**	2.2	**Precipitation Freq (Days)**	30
Climate Zone	8			**Operational Year**	2021
Utility Company	Southern California Edison				
CO2 Intensity (lb/MWhr)	702.44	**CH4 Intensity (lb/MWhr)**	0.029	**N2O Intensity (lb/MWhr)**	0.006

1.3 User Entered Comments & Non-Default Data

Katella Avenue - Existing (Operations - Trucks) - Orange County, Summer

Project Characteristics -

Land Use -

Construction Phase - Operations Run Only.

Off-road Equipment - Operations Run Only.

Trips and VMT - Operations Run Only.

Vehicle Trips - Trip Characteristics based on information provided in the Katella Avenue Amazon Facility Traffic Impact Analysis by Urban Crossroads, Inc.

Vehicle Emission Factors - EMFAC2017

Vehicle Emission Factors - EMFAC2017

Vehicle Emission Factors - EMFAC2017

Fleet Mix - Truck Fleet Mix estimated by rationing the Trip Rates for each truck type based on information provided in the TIA.

Table Name	Column Name	Default Value	New Value
tblConstructionPhase	NumDays	20.00	0.00
tblFleetMix	HHD	0.02	0.00
tblFleetMix	HHD	0.02	0.62
tblFleetMix	LDA	0.56	1.00
tblFleetMix	LDA	0.56	0.00
tblFleetMix	LDT1	0.04	0.00
tblFleetMix	LDT1	0.04	0.00
tblFleetMix	LDT2	0.21	0.00
tblFleetMix	LDT2	0.21	0.00
tblFleetMix	LHD1	0.02	0.00
tblFleetMix	LHD1	0.02	0.16
tblFleetMix	LHD2	5.7910e-003	0.00
tblFleetMix	LHD2	5.7910e-003	0.00
tblFleetMix	MCY	4.8960e-003	0.00
tblFleetMix	MCY	4.8960e-003	0.00

tblFleetMix	MDV	0.11	0.00
tblFleetMix	MDV	0.11	0.00
tblFleetMix	MH	9.6600e-004	0.00
tblFleetMix	MH	9.6600e-004	0.00
tblFleetMix	MHD	0.03	0.00
tblFleetMix	MHD	0.03	0.22
tblFleetMix	OBUS	1.7130e-003	0.00
tblFleetMix	OBUS	1.7130e-003	0.00
tblFleetMix	SBUS	5.9000e-004	0.00
tblFleetMix	SBUS	5.9000e-004	0.00
tblFleetMix	UBUS	1.5530e-003	0.00
tblFleetMix	UBUS	1.5530e-003	0.00
tblOffRoadEquipment	OffRoadEquipmentUnitAmount	1.00	0.00
tblOffRoadEquipment	OffRoadEquipmentUnitAmount	3.00	0.00
tblOffRoadEquipment	OffRoadEquipmentUnitAmount	2.00	0.00
tblVehicleEF	HHD	0.63	0.03
tblVehicleEF	HHD	0.16	0.14
tblVehicleEF	HHD	0.08	1.0000e-006
tblVehicleEF	HHD	2.36	5.39
tblVehicleEF	HHD	1.29	0.84
tblVehicleEF	HHD	3.99	0.01
tblVehicleEF	HHD	4,116.44	1,057.87
tblVehicleEF	HHD	1,683.99	1,517.44
tblVehicleEF	HHD	12.64	0.09
tblVehicleEF	HHD	20.04	5.92
tblVehicleEF	HHD	3.96	3.93
tblVehicleEF	HHD	0.02	8.4880e-003

tblVehicleEF	HHD	0.06	0.06
tblVehicleEF	HHD	0.03	0.04
tblVehicleEF	HHD	0.02	0.05
tblVehicleEF	HHD	1.1600e-004	1.0000e-006
tblVehicleEF	HHD	0.02	8.1210e-003
tblVehicleEF	HHD	0.03	0.03
tblVehicleEF	HHD	8.6750e-003	8.7680e-003
tblVehicleEF	HHD	0.02	0.05
tblVehicleEF	HHD	1.0700e-004	1.0000e-006
tblVehicleEF	HHD	1.1800e-004	6.0000e-006
tblVehicleEF	HHD	4.9160e-003	2.4300e-004
tblVehicleEF	HHD	0.57	0.41
tblVehicleEF	HHD	8.9000e-005	4.0000e-006
tblVehicleEF	HHD	0.13	0.12
tblVehicleEF	HHD	4.6300e-004	1.1210e-003
tblVehicleEF	HHD	0.10	4.0000e-006
tblVehicleEF	HHD	0.04	9.6940e-003
tblVehicleEF	HHD	0.02	0.01
tblVehicleEF	HHD	1.9200e-004	1.0000e-006
tblVehicleEF	HHD	1.1800e-004	6.0000e-006
tblVehicleEF	HHD	4.9160e-003	2.4300e-004
tblVehicleEF	HHD	0.68	0.48
tblVehicleEF	HHD	8.9000e-005	4.0000e-006
tblVehicleEF	HHD	0.31	0.27
tblVehicleEF	HHD	4.6300e-004	1.1210e-003
tblVehicleEF	HHD	0.11	5.0000e-006
tblVehicleEF	HHD	0.59	0.03

tblVehicleEF	HHD	0.16	0.14
tblVehicleEF	HHD	0.08	1.0000e-006
tblVehicleEF	HHD	1.72	5.25
tblVehicleEF	HHD	1.30	0.84
tblVehicleEF	HHD	3.80	0.01
tblVehicleEF	HHD	4,359.67	1,057.02
tblVehicleEF	HHD	1,683.99	1,517.44
tblVehicleEF	HHD	12.64	0.09
tblVehicleEF	HHD	20.68	5.78
tblVehicleEF	HHD	3.75	3.72
tblVehicleEF	HHD	0.02	7.8070e-003
tblVehicleEF	HHD	0.06	0.06
tblVehicleEF	HHD	0.03	0.04
tblVehicleEF	HHD	0.02	0.05
tblVehicleEF	HHD	1.1600e-004	1.0000e-006
tblVehicleEF	HHD	0.02	7.4700e-003
tblVehicleEF	HHD	0.03	0.03
tblVehicleEF	HHD	8.6750e-003	8.7680e-003
tblVehicleEF	HHD	0.02	0.05
tblVehicleEF	HHD	1.0700e-004	1.0000e-006
tblVehicleEF	HHD	1.6900e-004	9.0000e-006
tblVehicleEF	HHD	5.0090e-003	2.4600e-004
tblVehicleEF	HHD	0.54	0.43
tblVehicleEF	HHD	1.2500e-004	6.0000e-006
tblVehicleEF	HHD	0.13	0.12
tblVehicleEF	HHD	4.4900e-004	1.1010e-003
tblVehicleEF	HHD	0.09	4.0000e-006

tblVehicleEF	HHD	0.04	9.6850e-003
tblVehicleEF	HHD	0.02	0.01
tblVehicleEF	HHD	1.8900e-004	1.0000e-006
tblVehicleEF	HHD	1.6900e-004	9.0000e-006
tblVehicleEF	HHD	5.0090e-003	2.4600e-004
tblVehicleEF	HHD	0.64	0.50
tblVehicleEF	HHD	1.2500e-004	6.0000e-006
tblVehicleEF	HHD	0.31	0.27
tblVehicleEF	HHD	4.4900e-004	1.1010e-003
tblVehicleEF	HHD	0.10	4.0000e-006
tblVehicleEF	HHD	0.68	0.02
tblVehicleEF	HHD	0.16	5.0360e-003
tblVehicleEF	HHD	0.08	1.0000e-006
tblVehicleEF	HHD	3.25	5.42
tblVehicleEF	HHD	1.29	0.46
tblVehicleEF	HHD	4.03	0.01
tblVehicleEF	HHD	3,780.54	1,027.42
tblVehicleEF	HHD	1,683.99	1,421.63
tblVehicleEF	HHD	12.64	0.09
tblVehicleEF	HHD	19.16	5.92
tblVehicleEF	HHD	3.89	3.78
tblVehicleEF	HHD	0.02	8.9820e-003
tblVehicleEF	HHD	0.06	0.06
tblVehicleEF	HHD	0.03	0.03
tblVehicleEF	HHD	0.02	0.05
tblVehicleEF	HHD	1.1600e-004	1.0000e-006
tblVehicleEF	HHD	0.02	8.5930e-003

tblVehicleEF	HHD	0.03	0.03
tblVehicleEF	HHD	8.6750e-003	8.5160e-003
tblVehicleEF	HHD	0.02	0.05
tblVehicleEF	HHD	1.0700e-004	1.0000e-006
tblVehicleEF	HHD	1.1700e-004	6.0000e-006
tblVehicleEF	HHD	5.3110e-003	2.7000e-004
tblVehicleEF	HHD	0.61	0.39
tblVehicleEF	HHD	9.0000e-005	4.0000e-006
tblVehicleEF	HHD	0.13	0.11
tblVehicleEF	HHD	5.0200e-004	1.1940e-003
tblVehicleEF	HHD	0.10	4.0000e-006
tblVehicleEF	HHD	0.03	9.7070e-003
tblVehicleEF	HHD	0.02	0.01
tblVehicleEF	HHD	1.9300e-004	1.0000e-006
tblVehicleEF	HHD	1.1700e-004	6.0000e-006
tblVehicleEF	HHD	5.3110e-003	2.7000e-004
tblVehicleEF	HHD	0.73	0.44
tblVehicleEF	HHD	9.0000e-005	4.0000e-006
tblVehicleEF	HHD	0.31	0.12
tblVehicleEF	HHD	5.0200e-004	1.1940e-003
tblVehicleEF	HHD	0.11	5.0000e-006
tblVehicleEF	LDA	4.3340e-003	2.6620e-003
tblVehicleEF	LDA	5.1760e-003	0.05
tblVehicleEF	LDA	0.58	0.68
tblVehicleEF	LDA	1.10	2.11
tblVehicleEF	LDA	263.86	265.52
tblVehicleEF	LDA	58.33	54.23

tblVehicleEF	LDA	0.05	0.04
tblVehicleEF	LDA	1.9130e-003	1.6720e-003
tblVehicleEF	LDA	2.2790e-003	1.9250e-003
tblVehicleEF	LDA	1.7630e-003	1.5400e-003
tblVehicleEF	LDA	2.0960e-003	1.7700e-003
tblVehicleEF	LDA	0.04	0.05
tblVehicleEF	LDA	0.09	0.10
tblVehicleEF	LDA	0.03	0.05
tblVehicleEF	LDA	0.01	0.01
tblVehicleEF	LDA	0.04	0.21
tblVehicleEF	LDA	0.07	0.23
tblVehicleEF	LDA	2.6420e-003	2.6270e-003
tblVehicleEF	LDA	6.0200e-004	5.3700e-004
tblVehicleEF	LDA	0.04	0.05
tblVehicleEF	LDA	0.09	0.10
tblVehicleEF	LDA	0.03	0.05
tblVehicleEF	LDA	0.02	0.01
tblVehicleEF	LDA	0.04	0.21
tblVehicleEF	LDA	0.08	0.25
tblVehicleEF	LDA	4.5760e-003	2.8320e-003
tblVehicleEF	LDA	4.6500e-003	0.05
tblVehicleEF	LDA	0.63	0.74
tblVehicleEF	LDA	0.95	1.82
tblVehicleEF	LDA	274.96	276.40
tblVehicleEF	LDA	58.33	53.69
tblVehicleEF	LDA	0.04	0.03
tblVehicleEF	LDA	1.9130e-003	1.6720e-003

tblVehicleEF	LDA	2.2790e-003	1.9250e-003
tblVehicleEF	LDA	1.7630e-003	1.5400e-003
tblVehicleEF	LDA	2.0960e-003	1.7700e-003
tblVehicleEF	LDA	0.05	0.07
tblVehicleEF	LDA	0.09	0.10
tblVehicleEF	LDA	0.05	0.07
tblVehicleEF	LDA	0.01	0.01
tblVehicleEF	LDA	0.04	0.19
tblVehicleEF	LDA	0.06	0.21
tblVehicleEF	LDA	2.7540e-003	2.7340e-003
tblVehicleEF	LDA	5.9900e-004	5.3100e-004
tblVehicleEF	LDA	0.05	0.07
tblVehicleEF	LDA	0.09	0.10
tblVehicleEF	LDA	0.05	0.07
tblVehicleEF	LDA	0.02	0.02
tblVehicleEF	LDA	0.04	0.19
tblVehicleEF	LDA	0.07	0.23
tblVehicleEF	LDA	4.2520e-003	2.6080e-003
tblVehicleEF	LDA	5.2830e-003	0.05
tblVehicleEF	LDA	0.56	0.65
tblVehicleEF	LDA	1.13	2.18
tblVehicleEF	LDA	259.76	261.50
tblVehicleEF	LDA	58.33	54.34
tblVehicleEF	LDA	0.05	0.04
tblVehicleEF	LDA	1.9130e-003	1.6720e-003
tblVehicleEF	LDA	2.2790e-003	1.9250e-003
tblVehicleEF	LDA	1.7630e-003	1.5400e-003

tblVehicleEF	LDA	2.0960e-003	1.7700e-003
tblVehicleEF	LDA	0.04	0.05
tblVehicleEF	LDA	0.10	0.10
tblVehicleEF	LDA	0.03	0.05
tblVehicleEF	LDA	0.01	0.01
tblVehicleEF	LDA	0.04	0.23
tblVehicleEF	LDA	0.07	0.23
tblVehicleEF	LDA	2.6010e-003	2.5870e-003
tblVehicleEF	LDA	6.0200e-004	5.3800e-004
tblVehicleEF	LDA	0.04	0.05
tblVehicleEF	LDA	0.10	0.10
tblVehicleEF	LDA	0.03	0.05
tblVehicleEF	LDA	0.02	0.01
tblVehicleEF	LDA	0.04	0.23
tblVehicleEF	LDA	0.08	0.26
tblVehicleEF	LDT1	9.9920e-003	6.2080e-003
tblVehicleEF	LDT1	0.01	0.07
tblVehicleEF	LDT1	1.19	1.26
tblVehicleEF	LDT1	2.74	2.32
tblVehicleEF	LDT1	324.21	313.05
tblVehicleEF	LDT1	71.81	65.11
tblVehicleEF	LDT1	0.11	0.10
tblVehicleEF	LDT1	2.5570e-003	2.3060e-003
tblVehicleEF	LDT1	3.2780e-003	2.6450e-003
tblVehicleEF	LDT1	2.3530e-003	2.1220e-003
tblVehicleEF	LDT1	3.0150e-003	2.4330e-003
tblVehicleEF	LDT1	0.12	0.12

tblVehicleEF	LDT1	0.25	0.19
tblVehicleEF	LDT1	0.10	0.11
tblVehicleEF	LDT1	0.02	0.03
tblVehicleEF	LDT1	0.16	0.66
tblVehicleEF	LDT1	0.19	0.36
tblVehicleEF	LDT1	3.2560e-003	3.0980e-003
tblVehicleEF	LDT1	7.6600e-004	6.4400e-004
tblVehicleEF	LDT1	0.12	0.12
tblVehicleEF	LDT1	0.25	0.19
tblVehicleEF	LDT1	0.10	0.11
tblVehicleEF	LDT1	0.04	0.04
tblVehicleEF	LDT1	0.16	0.66
tblVehicleEF	LDT1	0.21	0.40
tblVehicleEF	LDT1	0.01	6.5570e-003
tblVehicleEF	LDT1	0.01	0.07
tblVehicleEF	LDT1	1.28	1.36
tblVehicleEF	LDT1	2.36	2.00
tblVehicleEF	LDT1	337.31	324.18
tblVehicleEF	LDT1	71.81	64.47
tblVehicleEF	LDT1	0.10	0.09
tblVehicleEF	LDT1	2.5570e-003	2.3060e-003
tblVehicleEF	LDT1	3.2780e-003	2.6450e-003
tblVehicleEF	LDT1	2.3530e-003	2.1220e-003
tblVehicleEF	LDT1	3.0150e-003	2.4330e-003
tblVehicleEF	LDT1	0.17	0.18
tblVehicleEF	LDT1	0.26	0.20
tblVehicleEF	LDT1	0.14	0.15

tblVehicleEF	LDT1	0.03	0.03
tblVehicleEF	LDT1	0.14	0.61
tblVehicleEF	LDT1	0.17	0.32
tblVehicleEF	LDT1	3.3880e-003	3.2080e-003
tblVehicleEF	LDT1	7.5900e-004	6.3800e-004
tblVehicleEF	LDT1	0.17	0.18
tblVehicleEF	LDT1	0.26	0.20
tblVehicleEF	LDT1	0.14	0.15
tblVehicleEF	LDT1	0.04	0.04
tblVehicleEF	LDT1	0.14	0.61
tblVehicleEF	LDT1	0.19	0.36
tblVehicleEF	LDT1	9.8200e-003	6.0950e-003
tblVehicleEF	LDT1	0.01	0.07
tblVehicleEF	LDT1	1.16	1.22
tblVehicleEF	LDT1	2.82	2.40
tblVehicleEF	LDT1	319.38	308.94
tblVehicleEF	LDT1	71.81	65.25
tblVehicleEF	LDT1	0.11	0.10
tblVehicleEF	LDT1	2.5570e-003	2.3060e-003
tblVehicleEF	LDT1	3.2780e-003	2.6450e-003
tblVehicleEF	LDT1	2.3530e-003	2.1220e-003
tblVehicleEF	LDT1	3.0150e-003	2.4330e-003
tblVehicleEF	LDT1	0.12	0.13
tblVehicleEF	LDT1	0.29	0.22
tblVehicleEF	LDT1	0.10	0.11
tblVehicleEF	LDT1	0.02	0.03
tblVehicleEF	LDT1	0.18	0.78

tblVehicleEF	LDT1	0.19	0.37
tblVehicleEF	LDT1	3.2070e-003	3.0570e-003
tblVehicleEF	LDT1	7.6700e-004	6.4600e-004
tblVehicleEF	LDT1	0.12	0.13
tblVehicleEF	LDT1	0.29	0.22
tblVehicleEF	LDT1	0.10	0.11
tblVehicleEF	LDT1	0.04	0.04
tblVehicleEF	LDT1	0.18	0.78
tblVehicleEF	LDT1	0.21	0.41
tblVehicleEF	LDT2	5.7840e-003	4.0560e-003
tblVehicleEF	LDT2	6.6620e-003	0.07
tblVehicleEF	LDT2	0.74	0.91
tblVehicleEF	LDT2	1.41	2.69
tblVehicleEF	LDT2	369.26	341.01
tblVehicleEF	LDT2	81.71	71.31
tblVehicleEF	LDT2	0.07	0.07
tblVehicleEF	LDT2	1.8090e-003	1.6370e-003
tblVehicleEF	LDT2	2.1990e-003	1.8210e-003
tblVehicleEF	LDT2	1.6640e-003	1.5060e-003
tblVehicleEF	LDT2	2.0220e-003	1.6740e-003
tblVehicleEF	LDT2	0.05	0.07
tblVehicleEF	LDT2	0.11	0.12
tblVehicleEF	LDT2	0.05	0.08
tblVehicleEF	LDT2	0.01	0.02
tblVehicleEF	LDT2	0.06	0.39
tblVehicleEF	LDT2	0.09	0.32
tblVehicleEF	LDT2	3.6980e-003	3.3740e-003

tblVehicleEF	LDT2	8.4100e-004	7.0600e-004
tblVehicleEF	LDT2	0.05	0.07
tblVehicleEF	LDT2	0.11	0.12
tblVehicleEF	LDT2	0.05	0.08
tblVehicleEF	LDT2	0.02	0.02
tblVehicleEF	LDT2	0.06	0.39
tblVehicleEF	LDT2	0.10	0.35
tblVehicleEF	LDT2	6.1050e-003	4.3050e-003
tblVehicleEF	LDT2	5.9960e-003	0.06
tblVehicleEF	LDT2	0.80	0.99
tblVehicleEF	LDT2	1.22	2.32
tblVehicleEF	LDT2	384.42	352.00
tblVehicleEF	LDT2	81.71	70.61
tblVehicleEF	LDT2	0.06	0.06
tblVehicleEF	LDT2	1.8090e-003	1.6370e-003
tblVehicleEF	LDT2	2.1990e-003	1.8210e-003
tblVehicleEF	LDT2	1.6640e-003	1.5060e-003
tblVehicleEF	LDT2	2.0220e-003	1.6740e-003
tblVehicleEF	LDT2	0.07	0.11
tblVehicleEF	LDT2	0.11	0.13
tblVehicleEF	LDT2	0.07	0.10
tblVehicleEF	LDT2	0.02	0.02
tblVehicleEF	LDT2	0.05	0.36
tblVehicleEF	LDT2	0.08	0.29
tblVehicleEF	LDT2	3.8500e-003	3.4820e-003
tblVehicleEF	LDT2	8.3800e-004	6.9900e-004
tblVehicleEF	LDT2	0.07	0.11

tblVehicleEF	LDT2	0.11	0.13
tblVehicleEF	LDT2	0.07	0.10
tblVehicleEF	LDT2	0.02	0.02
tblVehicleEF	LDT2	0.05	0.36
tblVehicleEF	LDT2	0.09	0.31
tblVehicleEF	LDT2	5.6750e-003	3.9780e-003
tblVehicleEF	LDT2	6.7990e-003	0.07
tblVehicleEF	LDT2	0.72	0.88
tblVehicleEF	LDT2	1.45	2.77
tblVehicleEF	LDT2	363.66	336.95
tblVehicleEF	LDT2	81.71	71.46
tblVehicleEF	LDT2	0.07	0.07
tblVehicleEF	LDT2	1.8090e-003	1.6370e-003
tblVehicleEF	LDT2	2.1990e-003	1.8210e-003
tblVehicleEF	LDT2	1.6640e-003	1.5060e-003
tblVehicleEF	LDT2	2.0220e-003	1.6740e-003
tblVehicleEF	LDT2	0.04	0.07
tblVehicleEF	LDT2	0.11	0.13
tblVehicleEF	LDT2	0.05	0.08
tblVehicleEF	LDT2	0.01	0.02
tblVehicleEF	LDT2	0.07	0.46
tblVehicleEF	LDT2	0.09	0.33
tblVehicleEF	LDT2	3.6420e-003	3.3340e-003
tblVehicleEF	LDT2	8.4100e-004	7.0700e-004
tblVehicleEF	LDT2	0.04	0.07
tblVehicleEF	LDT2	0.11	0.13
tblVehicleEF	LDT2	0.05	0.08

tblVehicleEF	LDT2	0.02	0.02
tblVehicleEF	LDT2	0.07	0.46
tblVehicleEF	LDT2	0.10	0.36
tblVehicleEF	LHD1	5.7990e-003	5.8180e-003
tblVehicleEF	LHD1	0.01	5.0100e-003
tblVehicleEF	LHD1	0.02	0.02
tblVehicleEF	LHD1	0.15	0.19
tblVehicleEF	LHD1	0.78	0.57
tblVehicleEF	LHD1	2.55	1.09
tblVehicleEF	LHD1	9.03	9.05
tblVehicleEF	LHD1	603.73	667.72
tblVehicleEF	LHD1	33.13	12.41
tblVehicleEF	LHD1	0.08	0.06
tblVehicleEF	LHD1	1.27	0.81
tblVehicleEF	LHD1	8.6000e-004	7.5600e-004
tblVehicleEF	LHD1	0.01	9.6460e-003
tblVehicleEF	LHD1	0.01	7.2150e-003
tblVehicleEF	LHD1	9.1700e-004	2.5500e-004
tblVehicleEF	LHD1	8.2300e-004	7.2300e-004
tblVehicleEF	LHD1	2.5110e-003	2.4120e-003
tblVehicleEF	LHD1	9.9290e-003	6.8770e-003
tblVehicleEF	LHD1	8.4300e-004	2.3500e-004
tblVehicleEF	LHD1	2.8210e-003	2.2570e-003
tblVehicleEF	LHD1	0.10	0.07
tblVehicleEF	LHD1	0.02	0.02
tblVehicleEF	LHD1	1.7870e-003	1.4220e-003
tblVehicleEF	LHD1	0.06	0.05

tblVehicleEF	LHD1	0.28	0.47
tblVehicleEF	LHD1	0.27	0.08
tblVehicleEF	LHD1	9.1000e-005	8.8000e-005
tblVehicleEF	LHD1	5.9280e-003	6.5210e-003
tblVehicleEF	LHD1	3.7900e-004	1.2300e-004
tblVehicleEF	LHD1	2.8210e-003	2.2570e-003
tblVehicleEF	LHD1	0.10	0.07
tblVehicleEF	LHD1	0.02	0.03
tblVehicleEF	LHD1	1.7870e-003	1.4220e-003
tblVehicleEF	LHD1	0.08	0.06
tblVehicleEF	LHD1	0.28	0.47
tblVehicleEF	LHD1	0.29	0.09
tblVehicleEF	LHD1	5.7990e-003	5.8300e-003
tblVehicleEF	LHD1	0.01	5.0980e-003
tblVehicleEF	LHD1	0.02	0.02
tblVehicleEF	LHD1	0.15	0.19
tblVehicleEF	LHD1	0.79	0.58
tblVehicleEF	LHD1	2.44	1.04
tblVehicleEF	LHD1	9.03	9.05
tblVehicleEF	LHD1	603.73	667.74
tblVehicleEF	LHD1	33.13	12.33
tblVehicleEF	LHD1	0.08	0.06
tblVehicleEF	LHD1	1.19	0.76
tblVehicleEF	LHD1	8.6000e-004	7.5600e-004
tblVehicleEF	LHD1	0.01	9.6460e-003
tblVehicleEF	LHD1	0.01	7.2150e-003
tblVehicleEF	LHD1	9.1700e-004	2.5500e-004

tblVehicleEF	LHD1	8.2300e-004	7.2300e-004
tblVehicleEF	LHD1	2.5110e-003	2.4120e-003
tblVehicleEF	LHD1	9.9290e-003	6.8770e-003
tblVehicleEF	LHD1	8.4300e-004	2.3500e-004
tblVehicleEF	LHD1	3.9390e-003	3.1600e-003
tblVehicleEF	LHD1	0.10	0.07
tblVehicleEF	LHD1	0.02	0.02
tblVehicleEF	LHD1	2.4300e-003	1.9450e-003
tblVehicleEF	LHD1	0.06	0.05
tblVehicleEF	LHD1	0.27	0.45
tblVehicleEF	LHD1	0.26	0.08
tblVehicleEF	LHD1	9.1000e-005	8.8000e-005
tblVehicleEF	LHD1	5.9280e-003	6.5210e-003
tblVehicleEF	LHD1	3.7700e-004	1.2200e-004
tblVehicleEF	LHD1	3.9390e-003	3.1600e-003
tblVehicleEF	LHD1	0.10	0.07
tblVehicleEF	LHD1	0.02	0.03
tblVehicleEF	LHD1	2.4300e-003	1.9450e-003
tblVehicleEF	LHD1	0.08	0.06
tblVehicleEF	LHD1	0.27	0.45
tblVehicleEF	LHD1	0.28	0.08
tblVehicleEF	LHD1	5.7990e-003	5.8160e-003
tblVehicleEF	LHD1	0.01	4.9860e-003
tblVehicleEF	LHD1	0.02	0.02
tblVehicleEF	LHD1	0.15	0.19
tblVehicleEF	LHD1	0.77	0.57
tblVehicleEF	LHD1	2.56	1.09

tblVehicleEF	LHD1	9.03	9.05
tblVehicleEF	LHD1	603.73	667.72
tblVehicleEF	LHD1	33.13	12.42
tblVehicleEF	LHD1	0.08	0.06
tblVehicleEF	LHD1	1.24	0.80
tblVehicleEF	LHD1	8.6000e-004	7.5600e-004
tblVehicleEF	LHD1	0.01	9.6460e-003
tblVehicleEF	LHD1	0.01	7.2150e-003
tblVehicleEF	LHD1	9.1700e-004	2.5500e-004
tblVehicleEF	LHD1	8.2300e-004	7.2300e-004
tblVehicleEF	LHD1	2.5110e-003	2.4120e-003
tblVehicleEF	LHD1	9.9290e-003	6.8770e-003
tblVehicleEF	LHD1	8.4300e-004	2.3500e-004
tblVehicleEF	LHD1	2.9400e-003	2.3610e-003
tblVehicleEF	LHD1	0.11	0.08
tblVehicleEF	LHD1	0.02	0.02
tblVehicleEF	LHD1	1.8110e-003	1.4460e-003
tblVehicleEF	LHD1	0.06	0.05
tblVehicleEF	LHD1	0.30	0.50
tblVehicleEF	LHD1	0.27	0.08
tblVehicleEF	LHD1	9.1000e-005	8.8000e-005
tblVehicleEF	LHD1	5.9280e-003	6.5210e-003
tblVehicleEF	LHD1	3.8000e-004	1.2300e-004
tblVehicleEF	LHD1	2.9400e-003	2.3610e-003
tblVehicleEF	LHD1	0.11	0.08
tblVehicleEF	LHD1	0.02	0.03
tblVehicleEF	LHD1	1.8110e-003	1.4460e-003

tblVehicleEF	LHD1	0.08	0.06
tblVehicleEF	LHD1	0.30	0.50
tblVehicleEF	LHD1	0.29	0.09
tblVehicleEF	LHD2	4.2890e-003	4.2530e-003
tblVehicleEF	LHD2	4.2710e-003	3.6630e-003
tblVehicleEF	LHD2	9.4470e-003	0.01
tblVehicleEF	LHD2	0.13	0.16
tblVehicleEF	LHD2	0.36	0.41
tblVehicleEF	LHD2	1.38	0.76
tblVehicleEF	LHD2	13.67	13.61
tblVehicleEF	LHD2	619.08	679.10
tblVehicleEF	LHD2	28.46	10.01
tblVehicleEF	LHD2	0.10	0.09
tblVehicleEF	LHD2	0.87	0.94
tblVehicleEF	LHD2	1.1890e-003	1.1970e-003
tblVehicleEF	LHD2	0.01	0.01
tblVehicleEF	LHD2	9.7400e-003	0.01
tblVehicleEF	LHD2	4.6100e-004	1.4900e-004
tblVehicleEF	LHD2	1.1370e-003	1.1460e-003
tblVehicleEF	LHD2	2.6460e-003	2.6120e-003
tblVehicleEF	LHD2	9.3060e-003	9.6640e-003
tblVehicleEF	LHD2	4.2300e-004	1.3700e-004
tblVehicleEF	LHD2	1.1610e-003	1.4570e-003
tblVehicleEF	LHD2	0.04	0.05
tblVehicleEF	LHD2	0.02	0.02
tblVehicleEF	LHD2	7.7900e-004	9.3400e-004
tblVehicleEF	LHD2	0.05	0.05

tblVehicleEF	LHD2	0.09	0.30
tblVehicleEF	LHD2	0.13	0.06
tblVehicleEF	LHD2	1.3400e-004	1.3100e-004
tblVehicleEF	LHD2	6.0340e-003	6.5780e-003
tblVehicleEF	LHD2	3.1000e-004	9.9000e-005
tblVehicleEF	LHD2	1.1610e-003	1.4570e-003
tblVehicleEF	LHD2	0.04	0.05
tblVehicleEF	LHD2	0.02	0.03
tblVehicleEF	LHD2	7.7900e-004	9.3400e-004
tblVehicleEF	LHD2	0.05	0.06
tblVehicleEF	LHD2	0.09	0.30
tblVehicleEF	LHD2	0.14	0.06
tblVehicleEF	LHD2	4.2890e-003	4.2620e-003
tblVehicleEF	LHD2	4.3220e-003	3.7010e-003
tblVehicleEF	LHD2	9.1410e-003	0.01
tblVehicleEF	LHD2	0.13	0.16
tblVehicleEF	LHD2	0.37	0.41
tblVehicleEF	LHD2	1.32	0.73
tblVehicleEF	LHD2	13.67	13.61
tblVehicleEF	LHD2	619.08	679.11
tblVehicleEF	LHD2	28.46	9.96
tblVehicleEF	LHD2	0.10	0.09
tblVehicleEF	LHD2	0.82	0.88
tblVehicleEF	LHD2	1.1890e-003	1.1970e-003
tblVehicleEF	LHD2	0.01	0.01
tblVehicleEF	LHD2	9.7400e-003	0.01
tblVehicleEF	LHD2	4.6100e-004	1.4900e-004

tblVehicleEF	LHD2	1.1370e-003	1.1460e-003
tblVehicleEF	LHD2	2.6460e-003	2.6120e-003
tblVehicleEF	LHD2	9.3060e-003	9.6640e-003
tblVehicleEF	LHD2	4.2300e-004	1.3700e-004
tblVehicleEF	LHD2	1.6270e-003	2.0410e-003
tblVehicleEF	LHD2	0.04	0.05
tblVehicleEF	LHD2	0.02	0.02
tblVehicleEF	LHD2	1.0610e-003	1.2770e-003
tblVehicleEF	LHD2	0.05	0.05
tblVehicleEF	LHD2	0.08	0.29
tblVehicleEF	LHD2	0.12	0.05
tblVehicleEF	LHD2	1.3400e-004	1.3100e-004
tblVehicleEF	LHD2	6.0340e-003	6.5780e-003
tblVehicleEF	LHD2	3.0900e-004	9.9000e-005
tblVehicleEF	LHD2	1.6270e-003	2.0410e-003
tblVehicleEF	LHD2	0.04	0.05
tblVehicleEF	LHD2	0.02	0.03
tblVehicleEF	LHD2	1.0610e-003	1.2770e-003
tblVehicleEF	LHD2	0.05	0.06
tblVehicleEF	LHD2	0.08	0.29
tblVehicleEF	LHD2	0.13	0.06
tblVehicleEF	LHD2	4.2890e-003	4.2510e-003
tblVehicleEF	LHD2	4.2570e-003	3.6530e-003
tblVehicleEF	LHD2	9.5090e-003	0.01
tblVehicleEF	LHD2	0.13	0.16
tblVehicleEF	LHD2	0.36	0.41
tblVehicleEF	LHD2	1.38	0.76

tblVehicleEF	LHD2	13.67	13.61
tblVehicleEF	LHD2	619.08	679.10
tblVehicleEF	LHD2	28.46	10.02
tblVehicleEF	LHD2	0.10	0.09
tblVehicleEF	LHD2	0.85	0.92
tblVehicleEF	LHD2	1.1890e-003	1.1970e-003
tblVehicleEF	LHD2	0.01	0.01
tblVehicleEF	LHD2	9.7400e-003	0.01
tblVehicleEF	LHD2	4.6100e-004	1.4900e-004
tblVehicleEF	LHD2	1.1370e-003	1.1460e-003
tblVehicleEF	LHD2	2.6460e-003	2.6120e-003
tblVehicleEF	LHD2	9.3060e-003	9.6640e-003
tblVehicleEF	LHD2	4.2300e-004	1.3700e-004
tblVehicleEF	LHD2	1.1810e-003	1.5020e-003
tblVehicleEF	LHD2	0.04	0.06
tblVehicleEF	LHD2	0.02	0.02
tblVehicleEF	LHD2	7.7800e-004	9.3300e-004
tblVehicleEF	LHD2	0.05	0.05
tblVehicleEF	LHD2	0.10	0.33
tblVehicleEF	LHD2	0.13	0.06
tblVehicleEF	LHD2	1.3400e-004	1.3100e-004
tblVehicleEF	LHD2	6.0340e-003	6.5780e-003
tblVehicleEF	LHD2	3.1000e-004	9.9000e-005
tblVehicleEF	LHD2	1.1810e-003	1.5020e-003
tblVehicleEF	LHD2	0.04	0.06
tblVehicleEF	LHD2	0.02	0.03
tblVehicleEF	LHD2	7.7800e-004	9.3300e-004

tblVehicleEF	LHD2	0.05	0.06
tblVehicleEF	LHD2	0.10	0.33
tblVehicleEF	LHD2	0.14	0.06
tblVehicleEF	MCY	0.48	0.35
tblVehicleEF	MCY	0.15	0.24
tblVehicleEF	MCY	18.61	18.90
tblVehicleEF	MCY	9.56	8.43
tblVehicleEF	MCY	177.57	214.49
tblVehicleEF	MCY	45.30	60.11
tblVehicleEF	MCY	1.12	1.12
tblVehicleEF	MCY	2.1370e-003	2.1160e-003
tblVehicleEF	MCY	3.9240e-003	3.2680e-003
tblVehicleEF	MCY	1.9990e-003	1.9800e-003
tblVehicleEF	MCY	3.7000e-003	3.0810e-003
tblVehicleEF	MCY	1.13	1.16
tblVehicleEF	MCY	0.69	0.72
tblVehicleEF	MCY	0.71	0.72
tblVehicleEF	MCY	2.38	2.40
tblVehicleEF	MCY	0.65	2.07
tblVehicleEF	MCY	2.05	1.82
tblVehicleEF	MCY	2.1510e-003	2.1230e-003
tblVehicleEF	MCY	6.7000e-004	5.9500e-004
tblVehicleEF	MCY	1.13	1.16
tblVehicleEF	MCY	0.69	0.72
tblVehicleEF	MCY	0.71	0.72
tblVehicleEF	MCY	2.95	2.97
tblVehicleEF	MCY	0.65	2.07

tblVehicleEF	MCY	2.24	1.98
tblVehicleEF	MCY	0.47	0.35
tblVehicleEF	MCY	0.14	0.21
tblVehicleEF	MCY	17.91	18.17
tblVehicleEF	MCY	8.81	7.74
tblVehicleEF	MCY	177.57	213.12
tblVehicleEF	MCY	45.30	58.36
tblVehicleEF	MCY	0.98	0.98
tblVehicleEF	MCY	2.1370e-003	2.1160e-003
tblVehicleEF	MCY	3.9240e-003	3.2680e-003
tblVehicleEF	MCY	1.9990e-003	1.9800e-003
tblVehicleEF	MCY	3.7000e-003	3.0810e-003
tblVehicleEF	MCY	1.71	1.74
tblVehicleEF	MCY	0.73	0.76
tblVehicleEF	MCY	1.12	1.14
tblVehicleEF	MCY	2.33	2.34
tblVehicleEF	MCY	0.61	1.94
tblVehicleEF	MCY	1.85	1.62
tblVehicleEF	MCY	2.1380e-003	2.1090e-003
tblVehicleEF	MCY	6.5100e-004	5.7700e-004
tblVehicleEF	MCY	1.71	1.74
tblVehicleEF	MCY	0.73	0.76
tblVehicleEF	MCY	1.12	1.14
tblVehicleEF	MCY	2.89	2.90
tblVehicleEF	MCY	0.61	1.94
tblVehicleEF	MCY	2.01	1.77
tblVehicleEF	MCY	0.48	0.35

tblVehicleEF	MCY	0.15	0.24
tblVehicleEF	MCY	18.72	19.01
tblVehicleEF	MCY	9.67	8.55
tblVehicleEF	MCY	177.57	214.70
tblVehicleEF	MCY	45.30	60.42
tblVehicleEF	MCY	1.09	1.09
tblVehicleEF	MCY	2.1370e-003	2.1160e-003
tblVehicleEF	MCY	3.9240e-003	3.2680e-003
tblVehicleEF	MCY	1.9990e-003	1.9800e-003
tblVehicleEF	MCY	3.7000e-003	3.0810e-003
tblVehicleEF	MCY	1.26	1.28
tblVehicleEF	MCY	0.89	0.92
tblVehicleEF	MCY	0.75	0.76
tblVehicleEF	MCY	2.39	2.41
tblVehicleEF	MCY	0.75	2.38
tblVehicleEF	MCY	2.09	1.86
tblVehicleEF	MCY	2.1530e-003	2.1250e-003
tblVehicleEF	MCY	6.7300e-004	5.9800e-004
tblVehicleEF	MCY	1.26	1.28
tblVehicleEF	MCY	0.89	0.92
tblVehicleEF	MCY	0.75	0.76
tblVehicleEF	MCY	2.97	2.98
tblVehicleEF	MCY	0.75	2.38
tblVehicleEF	MCY	2.28	2.02
tblVehicleEF	MDV	0.01	5.6010e-003
tblVehicleEF	MDV	0.01	0.08
tblVehicleEF	MDV	1.26	1.12

tblVehicleEF	MDV	2.62	3.12
tblVehicleEF	MDV	500.02	420.73
tblVehicleEF	MDV	108.15	86.72
tblVehicleEF	MDV	0.14	0.10
tblVehicleEF	MDV	1.9190e-003	1.7850e-003
tblVehicleEF	MDV	2.3090e-003	1.9840e-003
tblVehicleEF	MDV	1.7700e-003	1.6470e-003
tblVehicleEF	MDV	2.1250e-003	1.8250e-003
tblVehicleEF	MDV	0.07	0.08
tblVehicleEF	MDV	0.16	0.14
tblVehicleEF	MDV	0.07	0.09
tblVehicleEF	MDV	0.03	0.02
tblVehicleEF	MDV	0.10	0.42
tblVehicleEF	MDV	0.20	0.41
tblVehicleEF	MDV	5.0080e-003	4.1600e-003
tblVehicleEF	MDV	1.1270e-003	8.5800e-004
tblVehicleEF	MDV	0.07	0.08
tblVehicleEF	MDV	0.16	0.14
tblVehicleEF	MDV	0.07	0.09
tblVehicleEF	MDV	0.04	0.03
tblVehicleEF	MDV	0.10	0.42
tblVehicleEF	MDV	0.22	0.45
tblVehicleEF	MDV	0.01	5.9080e-003
tblVehicleEF	MDV	0.01	0.08
tblVehicleEF	MDV	1.36	1.20
tblVehicleEF	MDV	2.27	2.69
tblVehicleEF	MDV	519.96	432.28

tblVehicleEF	MDV	108.15	85.89
tblVehicleEF	MDV	0.12	0.09
tblVehicleEF	MDV	1.9190e-003	1.7850e-003
tblVehicleEF	MDV	2.3090e-003	1.9840e-003
tblVehicleEF	MDV	1.7700e-003	1.6470e-003
tblVehicleEF	MDV	2.1250e-003	1.8250e-003
tblVehicleEF	MDV	0.10	0.12
tblVehicleEF	MDV	0.16	0.14
tblVehicleEF	MDV	0.10	0.12
tblVehicleEF	MDV	0.03	0.03
tblVehicleEF	MDV	0.09	0.39
tblVehicleEF	MDV	0.18	0.37
tblVehicleEF	MDV	5.2090e-003	4.2740e-003
tblVehicleEF	MDV	1.1210e-003	8.5000e-004
tblVehicleEF	MDV	0.10	0.12
tblVehicleEF	MDV	0.16	0.14
tblVehicleEF	MDV	0.10	0.12
tblVehicleEF	MDV	0.05	0.04
tblVehicleEF	MDV	0.09	0.39
tblVehicleEF	MDV	0.20	0.40
tblVehicleEF	MDV	0.01	5.5000e-003
tblVehicleEF	MDV	0.02	0.09
tblVehicleEF	MDV	1.23	1.08
tblVehicleEF	MDV	2.69	3.21
tblVehicleEF	MDV	492.66	416.47
tblVehicleEF	MDV	108.15	86.90
tblVehicleEF	MDV	0.13	0.10

tblVehicleEF	MDV	1.9190e-003	1.7850e-003
tblVehicleEF	MDV	2.3090e-003	1.9840e-003
tblVehicleEF	MDV	1.7700e-003	1.6470e-003
tblVehicleEF	MDV	2.1250e-003	1.8250e-003
tblVehicleEF	MDV	0.06	0.08
tblVehicleEF	MDV	0.17	0.15
tblVehicleEF	MDV	0.07	0.09
tblVehicleEF	MDV	0.03	0.02
tblVehicleEF	MDV	0.11	0.49
tblVehicleEF	MDV	0.20	0.42
tblVehicleEF	MDV	4.9340e-003	4.1170e-003
tblVehicleEF	MDV	1.1290e-003	8.6000e-004
tblVehicleEF	MDV	0.06	0.08
tblVehicleEF	MDV	0.17	0.15
tblVehicleEF	MDV	0.07	0.09
tblVehicleEF	MDV	0.04	0.03
tblVehicleEF	MDV	0.11	0.49
tblVehicleEF	MDV	0.22	0.46
tblVehicleEF	MH	0.03	3.3600e-003
tblVehicleEF	MH	0.02	0.00
tblVehicleEF	MH	2.15	0.31
tblVehicleEF	MH	5.50	0.00
tblVehicleEF	MH	1,108.90	981.53
tblVehicleEF	MH	57.43	0.00
tblVehicleEF	MH	1.43	3.91
tblVehicleEF	MH	0.01	0.02
tblVehicleEF	MH	0.03	0.10

tblVehicleEF	MH	1.0490e-003	0.00
tblVehicleEF	MH	3.2420e-003	4.0000e-003
tblVehicleEF	MH	0.03	0.09
tblVehicleEF	MH	9.6500e-004	0.00
tblVehicleEF	MH	0.95	0.00
tblVehicleEF	MH	0.07	0.00
tblVehicleEF	MH	0.41	0.00
tblVehicleEF	MH	0.09	0.07
tblVehicleEF	MH	0.02	0.00
tblVehicleEF	MH	0.32	0.00
tblVehicleEF	MH	0.01	9.2790e-003
tblVehicleEF	MH	6.7000e-004	0.00
tblVehicleEF	MH	0.95	0.00
tblVehicleEF	MH	0.07	0.00
tblVehicleEF	MH	0.41	0.00
tblVehicleEF	MH	0.12	0.08
tblVehicleEF	MH	0.02	0.00
tblVehicleEF	MH	0.35	0.00
tblVehicleEF	MH	0.03	3.3600e-003
tblVehicleEF	MH	0.02	0.00
tblVehicleEF	MH	2.21	0.31
tblVehicleEF	MH	5.21	0.00
tblVehicleEF	MH	1,108.90	981.53
tblVehicleEF	MH	57.43	0.00
tblVehicleEF	MH	1.33	3.70
tblVehicleEF	MH	0.01	0.02
tblVehicleEF	MH	0.03	0.10

tblVehicleEF	MH	1.0490e-003	0.00
tblVehicleEF	MH	3.2420e-003	4.0000e-003
tblVehicleEF	MH	0.03	0.09
tblVehicleEF	MH	9.6500e-004	0.00
tblVehicleEF	MH	1.28	0.00
tblVehicleEF	MH	0.07	0.00
tblVehicleEF	MH	0.56	0.00
tblVehicleEF	MH	0.09	0.07
tblVehicleEF	MH	0.02	0.00
tblVehicleEF	MH	0.31	0.00
tblVehicleEF	MH	0.01	9.2790e-003
tblVehicleEF	MH	6.6500e-004	0.00
tblVehicleEF	MH	1.28	0.00
tblVehicleEF	MH	0.07	0.00
tblVehicleEF	MH	0.56	0.00
tblVehicleEF	MH	0.12	0.08
tblVehicleEF	MH	0.02	0.00
tblVehicleEF	MH	0.34	0.00
tblVehicleEF	MH	0.03	3.3600e-003
tblVehicleEF	MH	0.02	0.00
tblVehicleEF	MH	2.13	0.31
tblVehicleEF	MH	5.54	0.00
tblVehicleEF	MH	1,108.90	981.53
tblVehicleEF	MH	57.43	0.00
tblVehicleEF	MH	1.40	3.84
tblVehicleEF	MH	0.01	0.02
tblVehicleEF	MH	0.03	0.10

tblVehicleEF	MH	1.0490e-003	0.00
tblVehicleEF	MH	3.2420e-003	4.0000e-003
tblVehicleEF	MH	0.03	0.09
tblVehicleEF	MH	9.6500e-004	0.00
tblVehicleEF	MH	1.05	0.00
tblVehicleEF	MH	0.08	0.00
tblVehicleEF	MH	0.43	0.00
tblVehicleEF	MH	0.09	0.07
tblVehicleEF	MH	0.02	0.00
tblVehicleEF	MH	0.32	0.00
tblVehicleEF	MH	0.01	9.2790e-003
tblVehicleEF	MH	6.7100e-004	0.00
tblVehicleEF	MH	1.05	0.00
tblVehicleEF	MH	0.08	0.00
tblVehicleEF	MH	0.43	0.00
tblVehicleEF	MH	0.12	0.08
tblVehicleEF	MH	0.02	0.00
tblVehicleEF	MH	0.35	0.00
tblVehicleEF	MHD	0.02	4.9130e-003
tblVehicleEF	MHD	4.2090e-003	5.6110e-003
tblVehicleEF	MHD	0.05	0.01
tblVehicleEF	MHD	0.36	0.39
tblVehicleEF	MHD	0.33	0.51
tblVehicleEF	MHD	6.12	1.31
tblVehicleEF	MHD	141.40	56.75
tblVehicleEF	MHD	1,144.82	1,086.34
tblVehicleEF	MHD	60.68	12.86

tblVehicleEF	MHD	0.54	0.43
tblVehicleEF	MHD	1.18	1.96
tblVehicleEF	MHD	2.3000e-004	1.4510e-003
tblVehicleEF	MHD	5.5730e-003	0.05
tblVehicleEF	MHD	7.9300e-004	1.1900e-004
tblVehicleEF	MHD	2.2000e-004	1.3880e-003
tblVehicleEF	MHD	5.3290e-003	0.05
tblVehicleEF	MHD	7.2900e-004	1.0900e-004
tblVehicleEF	MHD	1.1360e-003	4.8700e-004
tblVehicleEF	MHD	0.04	0.02
tblVehicleEF	MHD	0.03	0.02
tblVehicleEF	MHD	7.3800e-004	3.2900e-004
tblVehicleEF	MHD	0.04	0.09
tblVehicleEF	MHD	0.02	0.10
tblVehicleEF	MHD	0.38	0.06
tblVehicleEF	MHD	1.3610e-003	5.4000e-004
tblVehicleEF	MHD	0.01	0.01
tblVehicleEF	MHD	7.1400e-004	1.2700e-004
tblVehicleEF	MHD	1.1360e-003	4.8700e-004
tblVehicleEF	MHD	0.04	0.02
tblVehicleEF	MHD	0.04	0.03
tblVehicleEF	MHD	7.3800e-004	3.2900e-004
tblVehicleEF	MHD	0.05	0.11
tblVehicleEF	MHD	0.02	0.10
tblVehicleEF	MHD	0.41	0.07
tblVehicleEF	MHD	0.02	4.6520e-003
tblVehicleEF	MHD	4.2610e-003	5.6470e-003

tblVehicleEF	MHD	0.05	0.01
tblVehicleEF	MHD	0.26	0.31
tblVehicleEF	MHD	0.34	0.51
tblVehicleEF	MHD	5.83	1.25
tblVehicleEF	MHD	149.77	57.73
tblVehicleEF	MHD	1,144.82	1,086.35
tblVehicleEF	MHD	60.68	12.75
tblVehicleEF	MHD	0.56	0.43
tblVehicleEF	MHD	1.12	1.85
tblVehicleEF	MHD	1.9400e-004	1.2250e-003
tblVehicleEF	MHD	5.5730e-003	0.05
tblVehicleEF	MHD	7.9300e-004	1.1900e-004
tblVehicleEF	MHD	1.8500e-004	1.1720e-003
tblVehicleEF	MHD	5.3290e-003	0.05
tblVehicleEF	MHD	7.2900e-004	1.0900e-004
tblVehicleEF	MHD	1.6040e-003	6.8900e-004
tblVehicleEF	MHD	0.05	0.02
tblVehicleEF	MHD	0.02	0.02
tblVehicleEF	MHD	1.0240e-003	4.5600e-004
tblVehicleEF	MHD	0.04	0.09
tblVehicleEF	MHD	0.02	0.09
tblVehicleEF	MHD	0.36	0.06
tblVehicleEF	MHD	1.4400e-003	5.5000e-004
tblVehicleEF	MHD	0.01	0.01
tblVehicleEF	MHD	7.0900e-004	1.2600e-004
tblVehicleEF	MHD	1.6040e-003	6.8900e-004
tblVehicleEF	MHD	0.05	0.02

tblVehicleEF	MHD	0.03	0.03
tblVehicleEF	MHD	1.0240e-003	4.5600e-004
tblVehicleEF	MHD	0.05	0.11
tblVehicleEF	MHD	0.02	0.09
tblVehicleEF	MHD	0.40	0.06
tblVehicleEF	MHD	0.02	5.2900e-003
tblVehicleEF	MHD	4.1930e-003	5.5990e-003
tblVehicleEF	MHD	0.05	0.01
tblVehicleEF	MHD	0.50	0.50
tblVehicleEF	MHD	0.33	0.51
tblVehicleEF	MHD	6.17	1.32
tblVehicleEF	MHD	129.83	55.39
tblVehicleEF	MHD	1,144.82	1,086.34
tblVehicleEF	MHD	60.68	12.88
tblVehicleEF	MHD	0.52	0.42
tblVehicleEF	MHD	1.16	1.92
tblVehicleEF	MHD	2.8000e-004	1.7620e-003
tblVehicleEF	MHD	5.5730e-003	0.05
tblVehicleEF	MHD	7.9300e-004	1.1900e-004
tblVehicleEF	MHD	2.6800e-004	1.6860e-003
tblVehicleEF	MHD	5.3290e-003	0.05
tblVehicleEF	MHD	7.2900e-004	1.0900e-004
tblVehicleEF	MHD	1.1820e-003	4.9800e-004
tblVehicleEF	MHD	0.05	0.02
tblVehicleEF	MHD	0.03	0.03
tblVehicleEF	MHD	7.5300e-004	3.3100e-004
tblVehicleEF	MHD	0.04	0.09

tblVehicleEF	MHD	0.02	0.11
tblVehicleEF	MHD	0.38	0.06
tblVehicleEF	MHD	1.2520e-003	5.2700e-004
tblVehicleEF	MHD	0.01	0.01
tblVehicleEF	MHD	7.1500e-004	1.2700e-004
tblVehicleEF	MHD	1.1820e-003	4.9800e-004
tblVehicleEF	MHD	0.05	0.02
tblVehicleEF	MHD	0.04	0.03
tblVehicleEF	MHD	7.5300e-004	3.3100e-004
tblVehicleEF	MHD	0.05	0.11
tblVehicleEF	MHD	0.02	0.11
tblVehicleEF	MHD	0.42	0.07
tblVehicleEF	OBUS	0.01	9.0600e-003
tblVehicleEF	OBUS	8.4360e-003	9.3580e-003
tblVehicleEF	OBUS	0.03	0.02
tblVehicleEF	OBUS	0.28	0.55
tblVehicleEF	OBUS	0.58	1.01
tblVehicleEF	OBUS	5.60	2.44
tblVehicleEF	OBUS	84.68	84.33
tblVehicleEF	OBUS	1,226.51	1,422.10
tblVehicleEF	OBUS	69.78	20.28
tblVehicleEF	OBUS	0.42	0.52
tblVehicleEF	OBUS	1.44	1.85
tblVehicleEF	OBUS	1.4500e-004	2.0430e-003
tblVehicleEF	OBUS	7.3790e-003	0.04
tblVehicleEF	OBUS	8.3400e-004	1.9500e-004
tblVehicleEF	OBUS	1.3900e-004	1.9550e-003

tblVehicleEF	OBUS	7.0420e-003	0.03
tblVehicleEF	OBUS	7.6700e-004	1.7900e-004
tblVehicleEF	OBUS	1.4250e-003	1.8490e-003
tblVehicleEF	OBUS	0.02	0.02
tblVehicleEF	OBUS	0.04	0.06
tblVehicleEF	OBUS	7.6500e-004	9.7800e-004
tblVehicleEF	OBUS	0.06	0.10
tblVehicleEF	OBUS	0.04	0.23
tblVehicleEF	OBUS	0.35	0.12
tblVehicleEF	OBUS	8.2000e-004	8.0300e-004
tblVehicleEF	OBUS	0.01	0.01
tblVehicleEF	OBUS	7.9600e-004	2.0100e-004
tblVehicleEF	OBUS	1.4250e-003	1.8490e-003
tblVehicleEF	OBUS	0.02	0.02
tblVehicleEF	OBUS	0.05	0.08
tblVehicleEF	OBUS	7.6500e-004	9.7800e-004
tblVehicleEF	OBUS	0.07	0.12
tblVehicleEF	OBUS	0.04	0.23
tblVehicleEF	OBUS	0.39	0.13
tblVehicleEF	OBUS	0.01	9.0790e-003
tblVehicleEF	OBUS	8.5800e-003	9.4940e-003
tblVehicleEF	OBUS	0.03	0.02
tblVehicleEF	OBUS	0.26	0.53
tblVehicleEF	OBUS	0.58	1.02
tblVehicleEF	OBUS	5.31	2.31
tblVehicleEF	OBUS	88.70	84.93
tblVehicleEF	OBUS	1,226.51	1,422.12

tblVehicleEF	OBUS	69.78	20.06
tblVehicleEF	OBUS	0.43	0.52
tblVehicleEF	OBUS	1.35	1.74
tblVehicleEF	OBUS	1.2200e-004	1.7270e-003
tblVehicleEF	OBUS	7.3790e-003	0.04
tblVehicleEF	OBUS	8.3400e-004	1.9500e-004
tblVehicleEF	OBUS	1.1700e-004	1.6520e-003
tblVehicleEF	OBUS	7.0420e-003	0.03
tblVehicleEF	OBUS	7.6700e-004	1.7900e-004
tblVehicleEF	OBUS	1.9610e-003	2.5310e-003
tblVehicleEF	OBUS	0.02	0.02
tblVehicleEF	OBUS	0.04	0.06
tblVehicleEF	OBUS	1.0530e-003	1.3340e-003
tblVehicleEF	OBUS	0.06	0.10
tblVehicleEF	OBUS	0.04	0.22
tblVehicleEF	OBUS	0.34	0.11
tblVehicleEF	OBUS	8.5900e-004	8.0900e-004
tblVehicleEF	OBUS	0.01	0.01
tblVehicleEF	OBUS	7.9100e-004	1.9900e-004
tblVehicleEF	OBUS	1.9610e-003	2.5310e-003
tblVehicleEF	OBUS	0.02	0.02
tblVehicleEF	OBUS	0.05	0.08
tblVehicleEF	OBUS	1.0530e-003	1.3340e-003
tblVehicleEF	OBUS	0.07	0.12
tblVehicleEF	OBUS	0.04	0.22
tblVehicleEF	OBUS	0.37	0.13
tblVehicleEF	OBUS	0.01	9.0540e-003

tblVehicleEF	OBUS	8.3930e-003	9.3190e-003
tblVehicleEF	OBUS	0.03	0.02
tblVehicleEF	OBUS	0.29	0.59
tblVehicleEF	OBUS	0.57	1.00
tblVehicleEF	OBUS	5.64	2.46
tblVehicleEF	OBUS	79.14	83.50
tblVehicleEF	OBUS	1,226.51	1,422.09
tblVehicleEF	OBUS	69.78	20.31
tblVehicleEF	OBUS	0.40	0.52
tblVehicleEF	OBUS	1.41	1.81
tblVehicleEF	OBUS	1.7600e-004	2.4810e-003
tblVehicleEF	OBUS	7.3790e-003	0.04
tblVehicleEF	OBUS	8.3400e-004	1.9500e-004
tblVehicleEF	OBUS	1.6900e-004	2.3730e-003
tblVehicleEF	OBUS	7.0420e-003	0.03
tblVehicleEF	OBUS	7.6700e-004	1.7900e-004
tblVehicleEF	OBUS	1.4580e-003	1.9070e-003
tblVehicleEF	OBUS	0.02	0.02
tblVehicleEF	OBUS	0.04	0.06
tblVehicleEF	OBUS	7.6200e-004	9.8200e-004
tblVehicleEF	OBUS	0.06	0.10
tblVehicleEF	OBUS	0.04	0.24
tblVehicleEF	OBUS	0.36	0.12
tblVehicleEF	OBUS	7.6700e-004	7.9500e-004
tblVehicleEF	OBUS	0.01	0.01
tblVehicleEF	OBUS	7.9700e-004	2.0100e-004
tblVehicleEF	OBUS	1.4580e-003	1.9070e-003

tblVehicleEF	OBUS	0.02	0.02
tblVehicleEF	OBUS	0.05	0.08
tblVehicleEF	OBUS	7.6200e-004	9.8200e-004
tblVehicleEF	OBUS	0.07	0.12
tblVehicleEF	OBUS	0.04	0.24
tblVehicleEF	OBUS	0.39	0.13
tblVehicleEF	SBUS	0.87	0.07
tblVehicleEF	SBUS	0.02	0.01
tblVehicleEF	SBUS	0.09	7.1320e-003
tblVehicleEF	SBUS	8.16	2.80
tblVehicleEF	SBUS	1.19	1.03
tblVehicleEF	SBUS	9.61	1.02
tblVehicleEF	SBUS	1,131.05	356.18
tblVehicleEF	SBUS	1,090.69	1,128.82
tblVehicleEF	SBUS	54.18	5.79
tblVehicleEF	SBUS	9.79	3.82
tblVehicleEF	SBUS	4.65	6.33
tblVehicleEF	SBUS	0.01	6.3360e-003
tblVehicleEF	SBUS	0.01	0.01
tblVehicleEF	SBUS	0.03	0.04
tblVehicleEF	SBUS	9.3500e-004	6.5000e-005
tblVehicleEF	SBUS	0.01	6.0620e-003
tblVehicleEF	SBUS	2.6810e-003	2.6580e-003
tblVehicleEF	SBUS	0.02	0.04
tblVehicleEF	SBUS	8.6000e-004	6.0000e-005
tblVehicleEF	SBUS	3.6480e-003	1.1350e-003
tblVehicleEF	SBUS	0.04	0.01

tblVehicleEF	SBUS	0.98	0.34
tblVehicleEF	SBUS	1.9360e-003	5.7500e-004
tblVehicleEF	SBUS	0.13	0.14
tblVehicleEF	SBUS	0.02	0.07
tblVehicleEF	SBUS	0.51	0.04
tblVehicleEF	SBUS	0.01	3.4000e-003
tblVehicleEF	SBUS	0.01	0.01
tblVehicleEF	SBUS	7.0800e-004	5.7000e-005
tblVehicleEF	SBUS	3.6480e-003	1.1350e-003
tblVehicleEF	SBUS	0.04	0.01
tblVehicleEF	SBUS	1.42	0.48
tblVehicleEF	SBUS	1.9360e-003	5.7500e-004
tblVehicleEF	SBUS	0.16	0.17
tblVehicleEF	SBUS	0.02	0.07
tblVehicleEF	SBUS	0.56	0.05
tblVehicleEF	SBUS	0.87	0.07
tblVehicleEF	SBUS	0.02	0.01
tblVehicleEF	SBUS	0.08	6.4080e-003
tblVehicleEF	SBUS	8.04	2.75
tblVehicleEF	SBUS	1.21	1.05
tblVehicleEF	SBUS	7.94	0.84
tblVehicleEF	SBUS	1,182.37	367.48
tblVehicleEF	SBUS	1,090.69	1,128.85
tblVehicleEF	SBUS	54.18	5.50
tblVehicleEF	SBUS	10.10	3.93
tblVehicleEF	SBUS	4.39	5.98
tblVehicleEF	SBUS	8.9100e-003	5.3460e-003

tblVehicleEF	SBUS	0.01	0.01
tblVehicleEF	SBUS	0.03	0.04
tblVehicleEF	SBUS	9.3500e-004	6.5000e-005
tblVehicleEF	SBUS	8.5240e-003	5.1150e-003
tblVehicleEF	SBUS	2.6810e-003	2.6580e-003
tblVehicleEF	SBUS	0.02	0.04
tblVehicleEF	SBUS	8.6000e-004	6.0000e-005
tblVehicleEF	SBUS	4.9860e-003	1.5480e-003
tblVehicleEF	SBUS	0.04	0.01
tblVehicleEF	SBUS	0.98	0.34
tblVehicleEF	SBUS	2.6570e-003	7.8500e-004
tblVehicleEF	SBUS	0.13	0.14
tblVehicleEF	SBUS	0.01	0.06
tblVehicleEF	SBUS	0.46	0.04
tblVehicleEF	SBUS	0.01	3.5060e-003
tblVehicleEF	SBUS	0.01	0.01
tblVehicleEF	SBUS	6.8100e-004	5.4000e-005
tblVehicleEF	SBUS	4.9860e-003	1.5480e-003
tblVehicleEF	SBUS	0.04	0.01
tblVehicleEF	SBUS	1.42	0.48
tblVehicleEF	SBUS	2.6570e-003	7.8500e-004
tblVehicleEF	SBUS	0.16	0.17
tblVehicleEF	SBUS	0.01	0.06
tblVehicleEF	SBUS	0.50	0.04
tblVehicleEF	SBUS	0.87	0.07
tblVehicleEF	SBUS	0.02	0.01
tblVehicleEF	SBUS	0.09	7.2360e-003

tblVehicleEF	SBUS	8.33	2.86
tblVehicleEF	SBUS	1.18	1.03
tblVehicleEF	SBUS	9.77	1.03
tblVehicleEF	SBUS	1,060.18	340.58
tblVehicleEF	SBUS	1,090.69	1,128.81
tblVehicleEF	SBUS	54.18	5.82
tblVehicleEF	SBUS	9.36	3.67
tblVehicleEF	SBUS	4.57	6.22
tblVehicleEF	SBUS	0.01	7.7020e-003
tblVehicleEF	SBUS	0.01	0.01
tblVehicleEF	SBUS	0.03	0.04
tblVehicleEF	SBUS	9.3500e-004	6.5000e-005
tblVehicleEF	SBUS	0.01	7.3690e-003
tblVehicleEF	SBUS	2.6810e-003	2.6580e-003
tblVehicleEF	SBUS	0.02	0.04
tblVehicleEF	SBUS	8.6000e-004	6.0000e-005
tblVehicleEF	SBUS	3.6990e-003	1.1730e-003
tblVehicleEF	SBUS	0.04	0.01
tblVehicleEF	SBUS	0.99	0.34
tblVehicleEF	SBUS	1.8970e-003	5.6800e-004
tblVehicleEF	SBUS	0.13	0.14
tblVehicleEF	SBUS	0.02	0.09
tblVehicleEF	SBUS	0.51	0.04
tblVehicleEF	SBUS	0.01	3.2520e-003
tblVehicleEF	SBUS	0.01	0.01
tblVehicleEF	SBUS	7.1100e-004	5.8000e-005
tblVehicleEF	SBUS	3.6990e-003	1.1730e-003

tblVehicleEF	SBUS	0.04	0.01
tblVehicleEF	SBUS	1.42	0.48
tblVehicleEF	SBUS	1.8970e-003	5.6800e-004
tblVehicleEF	SBUS	0.16	0.17
tblVehicleEF	SBUS	0.02	0.09
tblVehicleEF	SBUS	0.56	0.05
tblVehicleEF	UBUS	1.93	7.28
tblVehicleEF	UBUS	0.07	0.03
tblVehicleEF	UBUS	8.96	27.90
tblVehicleEF	UBUS	13.19	1.81
tblVehicleEF	UBUS	1,828.32	2,044.63
tblVehicleEF	UBUS	133.38	22.76
tblVehicleEF	UBUS	4.82	4.04
tblVehicleEF	UBUS	0.53	0.08
tblVehicleEF	UBUS	0.01	0.03
tblVehicleEF	UBUS	0.04	5.2920e-003
tblVehicleEF	UBUS	1.1810e-003	4.0000e-005
tblVehicleEF	UBUS	0.23	0.03
tblVehicleEF	UBUS	3.0000e-003	7.5850e-003
tblVehicleEF	UBUS	0.04	5.0590e-003
tblVehicleEF	UBUS	1.0860e-003	3.6000e-005
tblVehicleEF	UBUS	6.1570e-003	2.6630e-003
tblVehicleEF	UBUS	0.10	0.03
tblVehicleEF	UBUS	3.6270e-003	1.8540e-003
tblVehicleEF	UBUS	0.53	0.11
tblVehicleEF	UBUS	0.03	0.21
tblVehicleEF	UBUS	0.96	0.15

tblVehicleEF	UBUS	8.6430e-003	4.3420e-003
tblVehicleEF	UBUS	1.5700e-003	2.2500e-004
tblVehicleEF	UBUS	6.1570e-003	2.6630e-003
tblVehicleEF	UBUS	0.10	0.03
tblVehicleEF	UBUS	3.6270e-003	1.8540e-003
tblVehicleEF	UBUS	2.52	7.44
tblVehicleEF	UBUS	0.03	0.21
tblVehicleEF	UBUS	1.05	0.16
tblVehicleEF	UBUS	1.94	7.28
tblVehicleEF	UBUS	0.07	0.03
tblVehicleEF	UBUS	9.02	27.90
tblVehicleEF	UBUS	11.63	1.61
tblVehicleEF	UBUS	1,828.32	2,044.63
tblVehicleEF	UBUS	133.38	22.40
tblVehicleEF	UBUS	4.53	4.03
tblVehicleEF	UBUS	0.53	0.08
tblVehicleEF	UBUS	0.01	0.03
tblVehicleEF	UBUS	0.04	5.2920e-003
tblVehicleEF	UBUS	1.1810e-003	4.0000e-005
tblVehicleEF	UBUS	0.23	0.03
tblVehicleEF	UBUS	3.0000e-003	7.5850e-003
tblVehicleEF	UBUS	0.04	5.0590e-003
tblVehicleEF	UBUS	1.0860e-003	3.6000e-005
tblVehicleEF	UBUS	8.2530e-003	3.6380e-003
tblVehicleEF	UBUS	0.10	0.03
tblVehicleEF	UBUS	4.8310e-003	2.4730e-003
tblVehicleEF	UBUS	0.53	0.11

tblVehicleEF	UBUS	0.03	0.19
tblVehicleEF	UBUS	0.89	0.14
tblVehicleEF	UBUS	8.6450e-003	4.3420e-003
tblVehicleEF	UBUS	1.5430e-003	2.2200e-004
tblVehicleEF	UBUS	8.2530e-003	3.6380e-003
tblVehicleEF	UBUS	0.10	0.03
tblVehicleEF	UBUS	4.8310e-003	2.4730e-003
tblVehicleEF	UBUS	2.53	7.44
tblVehicleEF	UBUS	0.03	0.19
tblVehicleEF	UBUS	0.98	0.15
tblVehicleEF	UBUS	1.93	7.28
tblVehicleEF	UBUS	0.07	0.03
tblVehicleEF	UBUS	8.95	27.90
tblVehicleEF	UBUS	13.46	1.85
tblVehicleEF	UBUS	1,828.32	2,044.63
tblVehicleEF	UBUS	133.38	22.82
tblVehicleEF	UBUS	4.73	4.04
tblVehicleEF	UBUS	0.53	0.08
tblVehicleEF	UBUS	0.01	0.03
tblVehicleEF	UBUS	0.04	5.2920e-003
tblVehicleEF	UBUS	1.1810e-003	4.0000e-005
tblVehicleEF	UBUS	0.23	0.03
tblVehicleEF	UBUS	3.0000e-003	7.5850e-003
tblVehicleEF	UBUS	0.04	5.0590e-003
tblVehicleEF	UBUS	1.0860e-003	3.6000e-005
tblVehicleEF	UBUS	6.9610e-003	2.5390e-003
tblVehicleEF	UBUS	0.12	0.03

tblVehicleEF	UBUS	3.8300e-003	1.7550e-003
tblVehicleEF	UBUS	0.52	0.11
tblVehicleEF	UBUS	0.04	0.26
tblVehicleEF	UBUS	0.98	0.15
tblVehicleEF	UBUS	8.6430e-003	4.3420e-003
tblVehicleEF	UBUS	1.5750e-003	2.2600e-004
tblVehicleEF	UBUS	6.9610e-003	2.5390e-003
tblVehicleEF	UBUS	0.12	0.03
tblVehicleEF	UBUS	3.8300e-003	1.7550e-003
tblVehicleEF	UBUS	2.52	7.44
tblVehicleEF	UBUS	0.04	0.26
tblVehicleEF	UBUS	1.07	0.16
tblVehicleTrips	CC_TTP	48.00	0.00
tblVehicleTrips	CNW_TTP	19.00	0.00
tblVehicleTrips	CNW_TTP	41.00	0.00
tblVehicleTrips	CW_TL	16.60	34.00
tblVehicleTrips	CW_TTP	33.00	100.00
tblVehicleTrips	CW_TTP	59.00	100.00
tblVehicleTrips	DV_TP	19.00	0.00
tblVehicleTrips	DV_TP	5.00	0.00
tblVehicleTrips	PB_TP	4.00	0.00
tblVehicleTrips	PB_TP	3.00	0.00
tblVehicleTrips	PR_TP	77.00	100.00
tblVehicleTrips	PR_TP	92.00	100.00
tblVehicleTrips	ST_TR	2.46	0.00
tblVehicleTrips	ST_TR	1.68	0.25
tblVehicleTrips	SU_TR	1.05	0.00

tblVehicleTrips	SU_TR	1.68	0.25
tblVehicleTrips	WD_TR	11.03	0.00
tblVehicleTrips	WD_TR	1.68	0.25

2.0 Emissions Summary

2.1 Overall Construction (Maximum Daily Emission)

Unmitigated Construction

	ROG	NOx	CO	SO2	Fugitive PM10	Exhaust PM10	PM10 Total	Fugitive PM2.5	Exhaust PM2.5	PM2.5 Total	Bio- CO2	NBio- CO2	Total CO2	CH4	N2O	CO2e
Year	lb/day										lb/day					
2021	0.0000	0.0000	0.0000	0.0000	0.0000	0.0000	0.0000	0.0000	0.0000	0.0000	0.0000	0.0000	0.0000	0.0000	0.0000	0.0000
Maximum	**0.0000**	**0.0000**	**0.0000**	**0.0000**	**0.0000**	**0.0000**	**0.0000**	**0.0000**	**0.0000**	**0.0000**	**0.0000**	**0.0000**	**0.0000**	**0.0000**	**0.0000**	**0.0000**

Mitigated Construction

	ROG	NOx	CO	SO2	Fugitive PM10	Exhaust PM10	PM10 Total	Fugitive PM2.5	Exhaust PM2.5	PM2.5 Total	Bio- CO2	NBio- CO2	Total CO2	CH4	N2O	CO2e
Year	lb/day										lb/day					
2021	0.0000	0.0000	0.0000	0.0000	0.0000	0.0000	0.0000	0.0000	0.0000	0.0000	0.0000	0.0000	0.0000	0.0000	0.0000	0.0000
Maximum	**0.0000**	**0.0000**	**0.0000**	**0.0000**	**0.0000**	**0.0000**	**0.0000**	**0.0000**	**0.0000**	**0.0000**	**0.0000**	**0.0000**	**0.0000**	**0.0000**	**0.0000**	**0.0000**

	ROG	**NOx**	**CO**	**SO2**	**Fugitive PM10**	**Exhaust PM10**	**PM10 Total**	**Fugitive PM2.5**	**Exhaust PM2.5**	**PM2.5 Total**	**Bio- CO2**	**NBio-CO2**	**Total CO2**	**CH4**	**N20**	**CO2e**
Percent Reduction	**0.00**	**0.00**	**0.00**	**0.00**	**0.00**	**0.00**	**0.00**	**0.00**	**0.00**	**0.00**	**0.00**	**0.00**	**0.00**	**0.00**	**0.00**	**0.00**

2.2 Overall Operational

Unmitigated Operational

	ROG	NOx	CO	SO2	Fugitive PM10	Exhaust PM10	PM10 Total	Fugitive PM2.5	Exhaust PM2.5	PM2.5 Total	Bio- CO2	NBio- CO2	Total CO2	CH4	N2O	CO2e
Category	lb/day										lb/day					
Area	8.9397	3.8000e-004	0.0410	0.0000		1.5000e-004	1.5000e-004		1.5000e-004	1.5000e-004		0.0875	0.0875	2.3000e-004		0.0934
Energy	0.0849	0.7721	0.6486	4.6300e-003		0.0587	0.0587		0.0587	0.0587		926.5109	926.5109	0.0178	0.0170	932.0167
Mobile	0.3112	9.3442	2.3203	0.0328	1.1200	0.1219	1.2419	0.3149	0.1166	0.4314		3,623.3784	3,623.3784	0.2552		3,629.7582
Total	**9.3359**	**10.1167**	**3.0098**	**0.0375**	**1.1200**	**0.1807**	**1.3007**	**0.3149**	**0.1754**	**0.4903**		**4,549.9769**	**4,549.9769**	**0.2732**	**0.0170**	**4,561.8682**

Mitigated Operational

	ROG	NOx	CO	SO2	Fugitive PM10	Exhaust PM10	PM10 Total	Fugitive PM2.5	Exhaust PM2.5	PM2.5 Total	Bio- CO2	NBio- CO2	Total CO2	CH4	N2O	CO2e
Category	lb/day										lb/day					
Area	8.9397	3.8000e-004	0.0410	0.0000		1.5000e-004	1.5000e-004		1.5000e-004	1.5000e-004		0.0875	0.0875	2.3000e-004		0.0934
Energy	0.0849	0.7721	0.6486	4.6300e-003		0.0587	0.0587		0.0587	0.0587		926.5109	926.5109	0.0178	0.0170	932.0167
Mobile	0.3112	9.3442	2.3203	0.0328	1.1200	0.1219	1.2419	0.3149	0.1166	0.4314		3,623.3784	3,623.3784	0.2552		3,629.7582
Total	**9.3359**	**10.1167**	**3.0098**	**0.0375**	**1.1200**	**0.1807**	**1.3007**	**0.3149**	**0.1754**	**0.4903**		**4,549.9769**	**4,549.9769**	**0.2732**	**0.0170**	**4,561.8682**

	ROG	NOx	CO	SO2	Fugitive PM10	Exhaust PM10	PM10 Total	Fugitive PM2.5	Exhaust PM2.5	PM2.5 Total	Bio- CO2	NBio-CO2	Total CO2	CH4	N20	CO2e
Percent Reduction	**0.00**	**0.00**	**0.00**	**0.00**	**0.00**	**0.00**	**0.00**	**0.00**	**0.00**	**0.00**	**0.00**	**0.00**	**0.00**	**0.00**	**0.00**	**0.00**

3.0 Construction Detail

Construction Phase

Phase Number	Phase Name	Phase Type	Start Date	End Date	Num Days Week	Num Days	Phase Description
1	Demolition	Demolition	1/4/2021	1/3/2021	5	0	

Acres of Grading (Site Preparation Phase): 0

Acres of Grading (Grading Phase): 0

Acres of Paving: 0

Residential Indoor: 0; Residential Outdoor: 0; Non-Residential Indoor: 0; Non-Residential Outdoor: 0; Striped Parking Area: 0 (Architectural Coating – sqft)

OffRoad Equipment

Phase Name	Offroad Equipment Type	Amount	Usage Hours	Horse Power	Load Factor
Demolition	Concrete/Industrial Saws	0	8.00	81	0.73
Demolition	Excavators	0	8.00	158	0.38
Demolition	Rubber Tired Dozers	0	8.00	247	0.40

Trips and VMT

Phase Name	Offroad Equipment Count	Worker Trip Number	Vendor Trip Number	Hauling Trip Number	Worker Trip Length	Vendor Trip Length	Hauling Trip Length	Worker Vehicle Class	Vendor Vehicle Class	Hauling Vehicle Class
Demolition	0	0.00	0.00	0.00	14.70	6.90	20.00	LD_Mix	HDT_Mix	HHDT

3.1 Mitigation Measures Construction

3.2 Demolition - 2021

Unmitigated Construction On-Site

	ROG	NOx	CO	SO2	Fugitive PM10	Exhaust PM10	PM10 Total	Fugitive PM2.5	Exhaust PM2.5	PM2.5 Total	Bio- CO2	NBio- CO2	Total CO2	CH4	N2O	CO2e
Category	lb/day										lb/day					
Off-Road	0.0000	0.0000	0.0000	0.0000	0.0000	0.0000	0.0000	0.0000	0.0000	0.0000	0.0000	0.0000	0.0000	0.0000	0.0000	0.0000
Total	**0.0000**	**0.0000**	**0.0000**	**0.0000**	**0.0000**	**0.0000**	**0.0000**	**0.0000**	**0.0000**	**0.0000**	**0.0000**	**0.0000**	**0.0000**	**0.0000**	**0.0000**	**0.0000**

Unmitigated Construction Off-Site

	ROG	NOx	CO	SO2	Fugitive PM10	Exhaust PM10	PM10 Total	Fugitive PM2.5	Exhaust PM2.5	PM2.5 Total	Bio- CO2	NBio- CO2	Total CO2	CH4	N2O	CO2e
Category	lb/day										lb/day					
Hauling	0.0000	0.0000	0.0000	0.0000	0.0000	0.0000	0.0000	0.0000	0.0000	0.0000	0.0000	0.0000	0.0000	0.0000	0.0000	0.0000
Vendor	0.0000	0.0000	0.0000	0.0000	0.0000	0.0000	0.0000	0.0000	0.0000	0.0000	0.0000	0.0000	0.0000	0.0000	0.0000	0.0000
Worker	0.0000	0.0000	0.0000	0.0000	0.0000	0.0000	0.0000	0.0000	0.0000	0.0000	0.0000	0.0000	0.0000	0.0000	0.0000	0.0000
Total	**0.0000**	**0.0000**	**0.0000**	**0.0000**	**0.0000**	**0.0000**	**0.0000**	**0.0000**	**0.0000**	**0.0000**	**0.0000**	**0.0000**	**0.0000**	**0.0000**	**0.0000**	**0.0000**

3.2 Demolition - 2021

Mitigated Construction On-Site

	ROG	NOx	CO	SO2	Fugitive PM10	Exhaust PM10	PM10 Total	Fugitive PM2.5	Exhaust PM2.5	PM2.5 Total	Bio- CO2	NBio- CO2	Total CO2	CH4	N2O	CO2e
Category	lb/day										lb/day					
Off-Road	0.0000	0.0000	0.0000	0.0000	0.0000	0.0000	0.0000	0.0000	0.0000	0.0000	0.0000	0.0000	0.0000	0.0000	0.0000	0.0000
Total	**0.0000**	**0.0000**	**0.0000**	**0.0000**	**0.0000**	**0.0000**	**0.0000**	**0.0000**	**0.0000**	**0.0000**	**0.0000**	**0.0000**	**0.0000**	**0.0000**	**0.0000**	**0.0000**

Mitigated Construction Off-Site

	ROG	NOx	CO	SO2	Fugitive PM10	Exhaust PM10	PM10 Total	Fugitive PM2.5	Exhaust PM2.5	PM2.5 Total	Bio- CO2	NBio- CO2	Total CO2	CH4	N2O	CO2e
Category	lb/day										lb/day					
Hauling	0.0000	0.0000	0.0000	0.0000	0.0000	0.0000	0.0000	0.0000	0.0000	0.0000	0.0000	0.0000	0.0000	0.0000	0.0000	0.0000
Vendor	0.0000	0.0000	0.0000	0.0000	0.0000	0.0000	0.0000	0.0000	0.0000	0.0000	0.0000	0.0000	0.0000	0.0000	0.0000	0.0000
Worker	0.0000	0.0000	0.0000	0.0000	0.0000	0.0000	0.0000	0.0000	0.0000	0.0000	0.0000	0.0000	0.0000	0.0000	0.0000	0.0000
Total	**0.0000**	**0.0000**	**0.0000**	**0.0000**	**0.0000**	**0.0000**	**0.0000**	**0.0000**	**0.0000**	**0.0000**	**0.0000**	**0.0000**	**0.0000**	**0.0000**	**0.0000**	**0.0000**

4.0 Operational Detail - Mobile

4.1 Mitigation Measures Mobile

	ROG	NOx	CO	SO2	Fugitive PM10	Exhaust PM10	PM10 Total	Fugitive PM2.5	Exhaust PM2.5	PM2.5 Total	Bio- CO2	NBio- CO2	Total CO2	CH4	N2O	CO2e
Category	lb/day										lb/day					
Mitigated	0.3112	9.3442	2.3203	0.0328	1.1200	0.1219	1.2419	0.3149	0.1166	0.4314		3,623.3784	3,623.3784	0.2552		3,629.7582
Unmitigated	0.3112	9.3442	2.3203	0.0328	1.1200	0.1219	1.2419	0.3149	0.1166	0.4314		3,623.3784	3,623.3784	0.2552		3,629.7582

4.2 Trip Summary Information

	Average Daily Trip Rate			Unmitigated	Mitigated
Land Use	Weekday	Saturday	Sunday	Annual VMT	Annual VMT
General Office Building	0.00	0.00	0.00		
Unrefrigerated Warehouse-No Rail	37.01	37.01	37.01	457,974	457,974
Total	37.01	37.01	37.01	457,974	457,974

4.3 Trip Type Information

	Miles			Trip %			Trip Purpose %		
Land Use	H-W or C-W	H-S or C-C	H-O or C-NW	H-W or C-W	H-S or C-C	H-O or C-NW	Primary	Diverted	Pass-by
General Office Building	16.60	8.40	6.90	100.00	0.00	0.00	100	0	0
Unrefrigerated Warehouse-No	34.00	8.40	6.90	100.00	0.00	0.00	100	0	0

4.4 Fleet Mix

Land Use	LDA	LDT1	LDT2	MDV	LHD1	LHD2	MHD	HHD	OBUS	UBUS	MCY	SBUS	MH
General Office Building	1.000000	0.000000	0.000000	0.000000	0.000000	0.000000	0.000000	0.000000	0.000000	0.000000	0.000000	0.000000	0.000000
Unrefrigerated Warehouse-No Rail	0.000000	0.000000	0.000000	0.000000	0.162200	0.000000	0.216200	0.621600	0.000000	0.000000	0.000000	0.000000	0.000000

5.0 Energy Detail

Historical Energy Use: N

5.1 Mitigation Measures Energy

	ROG	NOx	CO	SO2	Fugitive PM10	Exhaust PM10	PM10 Total	Fugitive PM2.5	Exhaust PM2.5	PM2.5 Total	Bio- CO2	NBio- CO2	Total CO2	CH4	N2O	CO2e
Category	lb/day										lb/day					
NaturalGas Mitigated	0.0849	0.7721	0.6486	4.6300e-003		0.0587	0.0587		0.0587	0.0587		926.5109	926.5109	0.0178	0.0170	932.0167
NaturalGas Unmitigated	0.0849	0.7721	0.6486	4.6300e-003		0.0587	0.0587		0.0587	0.0587		926.5109	926.5109	0.0178	0.0170	932.0167

5.2 Energy by Land Use - NaturalGas

Unmitigated

	NaturalGas Use	ROG	NOx	CO	SO2	Fugitive PM10	Exhaust PM10	PM10 Total	Fugitive PM2.5	Exhaust PM2.5	PM2.5 Total	Bio- CO2	NBio- CO2	Total CO2	CH4	N2O	CO2e
Land Use	kBTU/yr	lb/day										lb/day					
General Office Building	6260.27	0.0675	0.6138	0.5156	3.6800e-003		0.0467	0.0467		0.0467	0.0467		736.5028	736.5028	0.0141	0.0135	740.8795
Unrefrigerated Warehouse-No Rail	1615.07	0.0174	0.1583	0.1330	9.5000e-004		0.0120	0.0120		0.0120	0.0120		190.0081	190.0081	3.6400e-003	3.4800e-003	191.1372
Total		**0.0849**	**0.7721**	**0.6486**	**4.6300e-003**		**0.0587**	**0.0587**		**0.0587**	**0.0587**		**926.5109**	**926.5109**	**0.0178**	**0.0170**	**932.0167**

Mitigated

	NaturalGas Use	ROG	NOx	CO	SO2	Fugitive PM10	Exhaust PM10	PM10 Total	Fugitive PM2.5	Exhaust PM2.5	PM2.5 Total	Bio- CO2	NBio- CO2	Total CO2	CH4	N2O	CO2e
Land Use	kBTU/yr	lb/day										lb/day					
General Office Building	6.26027	0.0675	0.6138	0.5156	3.6800e-003		0.0467	0.0467		0.0467	0.0467		736.5028	736.5028	0.0141	0.0135	740.8795
Unrefrigerated Warehouse-No Rail	1.61507	0.0174	0.1583	0.1330	9.5000e-004		0.0120	0.0120		0.0120	0.0120		190.0081	190.0081	3.6400e-003	3.4800e-003	191.1372
Total		**0.0849**	**0.7721**	**0.6486**	**4.6300e-003**		**0.0587**	**0.0587**		**0.0587**	**0.0587**		**926.5109**	**926.5109**	**0.0178**	**0.0170**	**932.0167**

6.0 Area Detail

6.1 Mitigation Measures Area

	ROG	NOx	CO	SO2	Fugitive PM10	Exhaust PM10	PM10 Total	Fugitive PM2.5	Exhaust PM2.5	PM2.5 Total	Bio- CO2	NBio- CO2	Total CO2	CH4	N2O	CO2e
Category	lb/day										lb/day					
Mitigated	8.9397	3.8000e-004	0.0410	0.0000		1.5000e-004	1.5000e-004		1.5000e-004	1.5000e-004		0.0875	0.0875	2.3000e-004		0.0934
Unmitigated	8.9397	3.8000e-004	0.0410	0.0000		1.5000e-004	1.5000e-004		1.5000e-004	1.5000e-004		0.0875	0.0875	2.3000e-004		0.0934

6.2 Area by SubCategory

Unmitigated

	ROG	NOx	CO	SO2	Fugitive PM10	Exhaust PM10	PM10 Total	Fugitive PM2.5	Exhaust PM2.5	PM2.5 Total	Bio- CO2	NBio- CO2	Total CO2	CH4	N2O	CO2e
SubCategory	lb/day										lb/day					
Architectural Coating	1.0159					0.0000	0.0000		0.0000	0.0000			0.0000			0.0000
Consumer Products	7.9200					0.0000	0.0000		0.0000	0.0000			0.0000			0.0000
Landscaping	3.8300e-003	3.8000e-004	0.0410	0.0000		1.5000e-004	1.5000e-004		1.5000e-004	1.5000e-004		0.0875	0.0875	2.3000e-004		0.0934
Total	**8.9397**	**3.8000e-004**	**0.0410**	**0.0000**		**1.5000e-004**	**1.5000e-004**		**1.5000e-004**	**1.5000e-004**		**0.0875**	**0.0875**	**2.3000e-004**		**0.0934**

6.2 Area by SubCategory

Mitigated

	ROG	NOx	CO	SO2	Fugitive PM10	Exhaust PM10	PM10 Total	Fugitive PM2.5	Exhaust PM2.5	PM2.5 Total	Bio- CO2	NBio- CO2	Total CO2	CH4	N2O	CO2e
SubCategory	lb/day										lb/day					
Architectural Coating	1.0159					0.0000	0.0000		0.0000	0.0000			0.0000			0.0000
Consumer Products	7.9200					0.0000	0.0000		0.0000	0.0000			0.0000			0.0000
Landscaping	3.8300e-003	3.8000e-004	0.0410	0.0000		1.5000e-004	1.5000e-004		1.5000e-004	1.5000e-004		0.0875	0.0875	2.3000e-004		0.0934
Total	**8.9397**	**3.8000e-004**	**0.0410**	**0.0000**		**1.5000e-004**	**1.5000e-004**		**1.5000e-004**	**1.5000e-004**		**0.0875**	**0.0875**	**2.3000e-004**		**0.0934**

7.0 Water Detail

7.1 Mitigation Measures Water

8.0 Waste Detail

8.1 Mitigation Measures Waste

9.0 Operational Offroad

Equipment Type	Number	Hours/Day	Days/Year	Horse Power	Load Factor	Fuel Type

10.0 Stationary Equipment

Fire Pumps and Emergency Generators

Equipment Type	Number	Hours/Day	Hours/Year	Horse Power	Load Factor	Fuel Type

Boilers

Equipment Type	Number	Heat Input/Day	Heat Input/Year	Boiler Rating	Fuel Type

User Defined Equipment

Equipment Type	Number

11.0 Vegetation

Katella Avenue - Existing (Operations - Trucks)

Orange County, Winter

1.0 Project Characteristics

1.1 Land Usage

Land Uses	Size	Metric	Lot Acreage	Floor Surface Area	Population
General Office Building	250.00	1000sqft	5.74	250,000.00	0
Unrefrigerated Warehouse-No Rail	150.00	1000sqft	3.44	150,000.00	0

1.2 Other Project Characteristics

Urbanization	Urban	**Wind Speed (m/s)**	2.2	**Precipitation Freq (Days)**	30
Climate Zone	8			**Operational Year**	2021
Utility Company	Southern California Edison				
CO2 Intensity (lb/MWhr)	702.44	**CH4 Intensity (lb/MWhr)**	0.029	**N2O Intensity (lb/MWhr)**	0.006

1.3 User Entered Comments & Non-Default Data

Katella Avenue - Existing (Operations - Trucks) - Orange County, Winter

Project Characteristics -

Land Use -

Construction Phase - Operations Run Only.

Off-road Equipment - Operations Run Only.

Trips and VMT - Operations Run Only.

Vehicle Trips - Trip Characteristics based on information provided in the Katella Avenue Amazon Facility Traffic Impact Analysis by Urban Crossroads, Inc.

Vehicle Emission Factors - EMFAC2017

Vehicle Emission Factors - EMFAC2017

Vehicle Emission Factors - EMFAC2017

Fleet Mix - Truck Fleet Mix estimated by rationing the Trip Rates for each truck type based on information provided in the TIA.

Table Name	Column Name	Default Value	New Value
tblConstructionPhase	NumDays	20.00	0.00
tblFleetMix	HHD	0.02	0.00
tblFleetMix	HHD	0.02	0.62
tblFleetMix	LDA	0.56	1.00
tblFleetMix	LDA	0.56	0.00
tblFleetMix	LDT1	0.04	0.00
tblFleetMix	LDT1	0.04	0.00
tblFleetMix	LDT2	0.21	0.00
tblFleetMix	LDT2	0.21	0.00
tblFleetMix	LHD1	0.02	0.00
tblFleetMix	LHD1	0.02	0.16
tblFleetMix	LHD2	5.7910e-003	0.00
tblFleetMix	LHD2	5.7910e-003	0.00
tblFleetMix	MCY	4.8960e-003	0.00
tblFleetMix	MCY	4.8960e-003	0.00

tblFleetMix	MDV	0.11	0.00
tblFleetMix	MDV	0.11	0.00
tblFleetMix	MH	9.6600e-004	0.00
tblFleetMix	MH	9.6600e-004	0.00
tblFleetMix	MHD	0.03	0.00
tblFleetMix	MHD	0.03	0.22
tblFleetMix	OBUS	1.7130e-003	0.00
tblFleetMix	OBUS	1.7130e-003	0.00
tblFleetMix	SBUS	5.9000e-004	0.00
tblFleetMix	SBUS	5.9000e-004	0.00
tblFleetMix	UBUS	1.5530e-003	0.00
tblFleetMix	UBUS	1.5530e-003	0.00
tblOffRoadEquipment	OffRoadEquipmentUnitAmount	1.00	0.00
tblOffRoadEquipment	OffRoadEquipmentUnitAmount	3.00	0.00
tblOffRoadEquipment	OffRoadEquipmentUnitAmount	2.00	0.00
tblVehicleEF	HHD	0.63	0.03
tblVehicleEF	HHD	0.16	0.14
tblVehicleEF	HHD	0.08	1.0000e-006
tblVehicleEF	HHD	2.36	5.39
tblVehicleEF	HHD	1.29	0.84
tblVehicleEF	HHD	3.99	0.01
tblVehicleEF	HHD	4,116.44	1,057.87
tblVehicleEF	HHD	1,683.99	1,517.44
tblVehicleEF	HHD	12.64	0.09
tblVehicleEF	HHD	20.04	5.92
tblVehicleEF	HHD	3.96	3.93
tblVehicleEF	HHD	0.02	8.4880e-003

tblVehicleEF	HHD	0.06	0.06
tblVehicleEF	HHD	0.03	0.04
tblVehicleEF	HHD	0.02	0.05
tblVehicleEF	HHD	1.1600e-004	1.0000e-006
tblVehicleEF	HHD	0.02	8.1210e-003
tblVehicleEF	HHD	0.03	0.03
tblVehicleEF	HHD	8.6750e-003	8.7680e-003
tblVehicleEF	HHD	0.02	0.05
tblVehicleEF	HHD	1.0700e-004	1.0000e-006
tblVehicleEF	HHD	1.1800e-004	6.0000e-006
tblVehicleEF	HHD	4.9160e-003	2.4300e-004
tblVehicleEF	HHD	0.57	0.41
tblVehicleEF	HHD	8.9000e-005	4.0000e-006
tblVehicleEF	HHD	0.13	0.12
tblVehicleEF	HHD	4.6300e-004	1.1210e-003
tblVehicleEF	HHD	0.10	4.0000e-006
tblVehicleEF	HHD	0.04	9.6940e-003
tblVehicleEF	HHD	0.02	0.01
tblVehicleEF	HHD	1.9200e-004	1.0000e-006
tblVehicleEF	HHD	1.1800e-004	6.0000e-006
tblVehicleEF	HHD	4.9160e-003	2.4300e-004
tblVehicleEF	HHD	0.68	0.48
tblVehicleEF	HHD	8.9000e-005	4.0000e-006
tblVehicleEF	HHD	0.31	0.27
tblVehicleEF	HHD	4.6300e-004	1.1210e-003
tblVehicleEF	HHD	0.11	5.0000e-006
tblVehicleEF	HHD	0.59	0.03

tblVehicleEF	HHD	0.16	0.14
tblVehicleEF	HHD	0.08	1.0000e-006
tblVehicleEF	HHD	1.72	5.25
tblVehicleEF	HHD	1.30	0.84
tblVehicleEF	HHD	3.80	0.01
tblVehicleEF	HHD	4,359.67	1,057.02
tblVehicleEF	HHD	1,683.99	1,517.44
tblVehicleEF	HHD	12.64	0.09
tblVehicleEF	HHD	20.68	5.78
tblVehicleEF	HHD	3.75	3.72
tblVehicleEF	HHD	0.02	7.8070e-003
tblVehicleEF	HHD	0.06	0.06
tblVehicleEF	HHD	0.03	0.04
tblVehicleEF	HHD	0.02	0.05
tblVehicleEF	HHD	1.1600e-004	1.0000e-006
tblVehicleEF	HHD	0.02	7.4700e-003
tblVehicleEF	HHD	0.03	0.03
tblVehicleEF	HHD	8.6750e-003	8.7680e-003
tblVehicleEF	HHD	0.02	0.05
tblVehicleEF	HHD	1.0700e-004	1.0000e-006
tblVehicleEF	HHD	1.6900e-004	9.0000e-006
tblVehicleEF	HHD	5.0090e-003	2.4600e-004
tblVehicleEF	HHD	0.54	0.43
tblVehicleEF	HHD	1.2500e-004	6.0000e-006
tblVehicleEF	HHD	0.13	0.12
tblVehicleEF	HHD	4.4900e-004	1.1010e-003
tblVehicleEF	HHD	0.09	4.0000e-006

tblVehicleEF	HHD	0.04	9.6850e-003
tblVehicleEF	HHD	0.02	0.01
tblVehicleEF	HHD	1.8900e-004	1.0000e-006
tblVehicleEF	HHD	1.6900e-004	9.0000e-006
tblVehicleEF	HHD	5.0090e-003	2.4600e-004
tblVehicleEF	HHD	0.64	0.50
tblVehicleEF	HHD	1.2500e-004	6.0000e-006
tblVehicleEF	HHD	0.31	0.27
tblVehicleEF	HHD	4.4900e-004	1.1010e-003
tblVehicleEF	HHD	0.10	4.0000e-006
tblVehicleEF	HHD	0.68	0.02
tblVehicleEF	HHD	0.16	5.0360e-003
tblVehicleEF	HHD	0.08	1.0000e-006
tblVehicleEF	HHD	3.25	5.42
tblVehicleEF	HHD	1.29	0.46
tblVehicleEF	HHD	4.03	0.01
tblVehicleEF	HHD	3,780.54	1,027.42
tblVehicleEF	HHD	1,683.99	1,421.63
tblVehicleEF	HHD	12.64	0.09
tblVehicleEF	HHD	19.16	5.92
tblVehicleEF	HHD	3.89	3.78
tblVehicleEF	HHD	0.02	8.9820e-003
tblVehicleEF	HHD	0.06	0.06
tblVehicleEF	HHD	0.03	0.03
tblVehicleEF	HHD	0.02	0.05
tblVehicleEF	HHD	1.1600e-004	1.0000e-006
tblVehicleEF	HHD	0.02	8.5930e-003

tblVehicleEF	HHD	0.03	0.03
tblVehicleEF	HHD	8.6750e-003	8.5160e-003
tblVehicleEF	HHD	0.02	0.05
tblVehicleEF	HHD	1.0700e-004	1.0000e-006
tblVehicleEF	HHD	1.1700e-004	6.0000e-006
tblVehicleEF	HHD	5.3110e-003	2.7000e-004
tblVehicleEF	HHD	0.61	0.39
tblVehicleEF	HHD	9.0000e-005	4.0000e-006
tblVehicleEF	HHD	0.13	0.11
tblVehicleEF	HHD	5.0200e-004	1.1940e-003
tblVehicleEF	HHD	0.10	4.0000e-006
tblVehicleEF	HHD	0.03	9.7070e-003
tblVehicleEF	HHD	0.02	0.01
tblVehicleEF	HHD	1.9300e-004	1.0000e-006
tblVehicleEF	HHD	1.1700e-004	6.0000e-006
tblVehicleEF	HHD	5.3110e-003	2.7000e-004
tblVehicleEF	HHD	0.73	0.44
tblVehicleEF	HHD	9.0000e-005	4.0000e-006
tblVehicleEF	HHD	0.31	0.12
tblVehicleEF	HHD	5.0200e-004	1.1940e-003
tblVehicleEF	HHD	0.11	5.0000e-006
tblVehicleEF	LDA	4.3340e-003	2.6620e-003
tblVehicleEF	LDA	5.1760e-003	0.05
tblVehicleEF	LDA	0.58	0.68
tblVehicleEF	LDA	1.10	2.11
tblVehicleEF	LDA	263.86	265.52
tblVehicleEF	LDA	58.33	54.23

tblVehicleEF	LDA	0.05	0.04
tblVehicleEF	LDA	1.9130e-003	1.6720e-003
tblVehicleEF	LDA	2.2790e-003	1.9250e-003
tblVehicleEF	LDA	1.7630e-003	1.5400e-003
tblVehicleEF	LDA	2.0960e-003	1.7700e-003
tblVehicleEF	LDA	0.04	0.05
tblVehicleEF	LDA	0.09	0.10
tblVehicleEF	LDA	0.03	0.05
tblVehicleEF	LDA	0.01	0.01
tblVehicleEF	LDA	0.04	0.21
tblVehicleEF	LDA	0.07	0.23
tblVehicleEF	LDA	2.6420e-003	2.6270e-003
tblVehicleEF	LDA	6.0200e-004	5.3700e-004
tblVehicleEF	LDA	0.04	0.05
tblVehicleEF	LDA	0.09	0.10
tblVehicleEF	LDA	0.03	0.05
tblVehicleEF	LDA	0.02	0.01
tblVehicleEF	LDA	0.04	0.21
tblVehicleEF	LDA	0.08	0.25
tblVehicleEF	LDA	4.5760e-003	2.8320e-003
tblVehicleEF	LDA	4.6500e-003	0.05
tblVehicleEF	LDA	0.63	0.74
tblVehicleEF	LDA	0.95	1.82
tblVehicleEF	LDA	274.96	276.40
tblVehicleEF	LDA	58.33	53.69
tblVehicleEF	LDA	0.04	0.03
tblVehicleEF	LDA	1.9130e-003	1.6720e-003

tblVehicleEF	LDA	2.2790e-003	1.9250e-003
tblVehicleEF	LDA	1.7630e-003	1.5400e-003
tblVehicleEF	LDA	2.0960e-003	1.7700e-003
tblVehicleEF	LDA	0.05	0.07
tblVehicleEF	LDA	0.09	0.10
tblVehicleEF	LDA	0.05	0.07
tblVehicleEF	LDA	0.01	0.01
tblVehicleEF	LDA	0.04	0.19
tblVehicleEF	LDA	0.06	0.21
tblVehicleEF	LDA	2.7540e-003	2.7340e-003
tblVehicleEF	LDA	5.9900e-004	5.3100e-004
tblVehicleEF	LDA	0.05	0.07
tblVehicleEF	LDA	0.09	0.10
tblVehicleEF	LDA	0.05	0.07
tblVehicleEF	LDA	0.02	0.02
tblVehicleEF	LDA	0.04	0.19
tblVehicleEF	LDA	0.07	0.23
tblVehicleEF	LDA	4.2520e-003	2.6080e-003
tblVehicleEF	LDA	5.2830e-003	0.05
tblVehicleEF	LDA	0.56	0.65
tblVehicleEF	LDA	1.13	2.18
tblVehicleEF	LDA	259.76	261.50
tblVehicleEF	LDA	58.33	54.34
tblVehicleEF	LDA	0.05	0.04
tblVehicleEF	LDA	1.9130e-003	1.6720e-003
tblVehicleEF	LDA	2.2790e-003	1.9250e-003
tblVehicleEF	LDA	1.7630e-003	1.5400e-003

tblVehicleEF	LDA	2.0960e-003	1.7700e-003
tblVehicleEF	LDA	0.04	0.05
tblVehicleEF	LDA	0.10	0.10
tblVehicleEF	LDA	0.03	0.05
tblVehicleEF	LDA	0.01	0.01
tblVehicleEF	LDA	0.04	0.23
tblVehicleEF	LDA	0.07	0.23
tblVehicleEF	LDA	2.6010e-003	2.5870e-003
tblVehicleEF	LDA	6.0200e-004	5.3800e-004
tblVehicleEF	LDA	0.04	0.05
tblVehicleEF	LDA	0.10	0.10
tblVehicleEF	LDA	0.03	0.05
tblVehicleEF	LDA	0.02	0.01
tblVehicleEF	LDA	0.04	0.23
tblVehicleEF	LDA	0.08	0.26
tblVehicleEF	LDT1	9.9920e-003	6.2080e-003
tblVehicleEF	LDT1	0.01	0.07
tblVehicleEF	LDT1	1.19	1.26
tblVehicleEF	LDT1	2.74	2.32
tblVehicleEF	LDT1	324.21	313.05
tblVehicleEF	LDT1	71.81	65.11
tblVehicleEF	LDT1	0.11	0.10
tblVehicleEF	LDT1	2.5570e-003	2.3060e-003
tblVehicleEF	LDT1	3.2780e-003	2.6450e-003
tblVehicleEF	LDT1	2.3530e-003	2.1220e-003
tblVehicleEF	LDT1	3.0150e-003	2.4330e-003
tblVehicleEF	LDT1	0.12	0.12

tblVehicleEF	LDT1	0.25	0.19
tblVehicleEF	LDT1	0.10	0.11
tblVehicleEF	LDT1	0.02	0.03
tblVehicleEF	LDT1	0.16	0.66
tblVehicleEF	LDT1	0.19	0.36
tblVehicleEF	LDT1	3.2560e-003	3.0980e-003
tblVehicleEF	LDT1	7.6600e-004	6.4400e-004
tblVehicleEF	LDT1	0.12	0.12
tblVehicleEF	LDT1	0.25	0.19
tblVehicleEF	LDT1	0.10	0.11
tblVehicleEF	LDT1	0.04	0.04
tblVehicleEF	LDT1	0.16	0.66
tblVehicleEF	LDT1	0.21	0.40
tblVehicleEF	LDT1	0.01	6.5570e-003
tblVehicleEF	LDT1	0.01	0.07
tblVehicleEF	LDT1	1.28	1.36
tblVehicleEF	LDT1	2.36	2.00
tblVehicleEF	LDT1	337.31	324.18
tblVehicleEF	LDT1	71.81	64.47
tblVehicleEF	LDT1	0.10	0.09
tblVehicleEF	LDT1	2.5570e-003	2.3060e-003
tblVehicleEF	LDT1	3.2780e-003	2.6450e-003
tblVehicleEF	LDT1	2.3530e-003	2.1220e-003
tblVehicleEF	LDT1	3.0150e-003	2.4330e-003
tblVehicleEF	LDT1	0.17	0.18
tblVehicleEF	LDT1	0.26	0.20
tblVehicleEF	LDT1	0.14	0.15

tblVehicleEF	LDT1	0.03	0.03
tblVehicleEF	LDT1	0.14	0.61
tblVehicleEF	LDT1	0.17	0.32
tblVehicleEF	LDT1	3.3880e-003	3.2080e-003
tblVehicleEF	LDT1	7.5900e-004	6.3800e-004
tblVehicleEF	LDT1	0.17	0.18
tblVehicleEF	LDT1	0.26	0.20
tblVehicleEF	LDT1	0.14	0.15
tblVehicleEF	LDT1	0.04	0.04
tblVehicleEF	LDT1	0.14	0.61
tblVehicleEF	LDT1	0.19	0.36
tblVehicleEF	LDT1	9.8200e-003	6.0950e-003
tblVehicleEF	LDT1	0.01	0.07
tblVehicleEF	LDT1	1.16	1.22
tblVehicleEF	LDT1	2.82	2.40
tblVehicleEF	LDT1	319.38	308.94
tblVehicleEF	LDT1	71.81	65.25
tblVehicleEF	LDT1	0.11	0.10
tblVehicleEF	LDT1	2.5570e-003	2.3060e-003
tblVehicleEF	LDT1	3.2780e-003	2.6450e-003
tblVehicleEF	LDT1	2.3530e-003	2.1220e-003
tblVehicleEF	LDT1	3.0150e-003	2.4330e-003
tblVehicleEF	LDT1	0.12	0.13
tblVehicleEF	LDT1	0.29	0.22
tblVehicleEF	LDT1	0.10	0.11
tblVehicleEF	LDT1	0.02	0.03
tblVehicleEF	LDT1	0.18	0.78

tblVehicleEF	LDT1	0.19	0.37
tblVehicleEF	LDT1	3.2070e-003	3.0570e-003
tblVehicleEF	LDT1	7.6700e-004	6.4600e-004
tblVehicleEF	LDT1	0.12	0.13
tblVehicleEF	LDT1	0.29	0.22
tblVehicleEF	LDT1	0.10	0.11
tblVehicleEF	LDT1	0.04	0.04
tblVehicleEF	LDT1	0.18	0.78
tblVehicleEF	LDT1	0.21	0.41
tblVehicleEF	LDT2	5.7840e-003	4.0560e-003
tblVehicleEF	LDT2	6.6620e-003	0.07
tblVehicleEF	LDT2	0.74	0.91
tblVehicleEF	LDT2	1.41	2.69
tblVehicleEF	LDT2	369.26	341.01
tblVehicleEF	LDT2	81.71	71.31
tblVehicleEF	LDT2	0.07	0.07
tblVehicleEF	LDT2	1.8090e-003	1.6370e-003
tblVehicleEF	LDT2	2.1990e-003	1.8210e-003
tblVehicleEF	LDT2	1.6640e-003	1.5060e-003
tblVehicleEF	LDT2	2.0220e-003	1.6740e-003
tblVehicleEF	LDT2	0.05	0.07
tblVehicleEF	LDT2	0.11	0.12
tblVehicleEF	LDT2	0.05	0.08
tblVehicleEF	LDT2	0.01	0.02
tblVehicleEF	LDT2	0.06	0.39
tblVehicleEF	LDT2	0.09	0.32
tblVehicleEF	LDT2	3.6980e-003	3.3740e-003

tblVehicleEF	LDT2	8.4100e-004	7.0600e-004
tblVehicleEF	LDT2	0.05	0.07
tblVehicleEF	LDT2	0.11	0.12
tblVehicleEF	LDT2	0.05	0.08
tblVehicleEF	LDT2	0.02	0.02
tblVehicleEF	LDT2	0.06	0.39
tblVehicleEF	LDT2	0.10	0.35
tblVehicleEF	LDT2	6.1050e-003	4.3050e-003
tblVehicleEF	LDT2	5.9960e-003	0.06
tblVehicleEF	LDT2	0.80	0.99
tblVehicleEF	LDT2	1.22	2.32
tblVehicleEF	LDT2	384.42	352.00
tblVehicleEF	LDT2	81.71	70.61
tblVehicleEF	LDT2	0.06	0.06
tblVehicleEF	LDT2	1.8090e-003	1.6370e-003
tblVehicleEF	LDT2	2.1990e-003	1.8210e-003
tblVehicleEF	LDT2	1.6640e-003	1.5060e-003
tblVehicleEF	LDT2	2.0220e-003	1.6740e-003
tblVehicleEF	LDT2	0.07	0.11
tblVehicleEF	LDT2	0.11	0.13
tblVehicleEF	LDT2	0.07	0.10
tblVehicleEF	LDT2	0.02	0.02
tblVehicleEF	LDT2	0.05	0.36
tblVehicleEF	LDT2	0.08	0.29
tblVehicleEF	LDT2	3.8500e-003	3.4820e-003
tblVehicleEF	LDT2	8.3800e-004	6.9900e-004
tblVehicleEF	LDT2	0.07	0.11

tblVehicleEF	LDT2	0.11	0.13
tblVehicleEF	LDT2	0.07	0.10
tblVehicleEF	LDT2	0.02	0.02
tblVehicleEF	LDT2	0.05	0.36
tblVehicleEF	LDT2	0.09	0.31
tblVehicleEF	LDT2	5.6750e-003	3.9780e-003
tblVehicleEF	LDT2	6.7990e-003	0.07
tblVehicleEF	LDT2	0.72	0.88
tblVehicleEF	LDT2	1.45	2.77
tblVehicleEF	LDT2	363.66	336.95
tblVehicleEF	LDT2	81.71	71.46
tblVehicleEF	LDT2	0.07	0.07
tblVehicleEF	LDT2	1.8090e-003	1.6370e-003
tblVehicleEF	LDT2	2.1990e-003	1.8210e-003
tblVehicleEF	LDT2	1.6640e-003	1.5060e-003
tblVehicleEF	LDT2	2.0220e-003	1.6740e-003
tblVehicleEF	LDT2	0.04	0.07
tblVehicleEF	LDT2	0.11	0.13
tblVehicleEF	LDT2	0.05	0.08
tblVehicleEF	LDT2	0.01	0.02
tblVehicleEF	LDT2	0.07	0.46
tblVehicleEF	LDT2	0.09	0.33
tblVehicleEF	LDT2	3.6420e-003	3.3340e-003
tblVehicleEF	LDT2	8.4100e-004	7.0700e-004
tblVehicleEF	LDT2	0.04	0.07
tblVehicleEF	LDT2	0.11	0.13
tblVehicleEF	LDT2	0.05	0.08

tblVehicleEF	LDT2	0.02	0.02
tblVehicleEF	LDT2	0.07	0.46
tblVehicleEF	LDT2	0.10	0.36
tblVehicleEF	LHD1	5.7990e-003	5.8180e-003
tblVehicleEF	LHD1	0.01	5.0100e-003
tblVehicleEF	LHD1	0.02	0.02
tblVehicleEF	LHD1	0.15	0.19
tblVehicleEF	LHD1	0.78	0.57
tblVehicleEF	LHD1	2.55	1.09
tblVehicleEF	LHD1	9.03	9.05
tblVehicleEF	LHD1	603.73	667.72
tblVehicleEF	LHD1	33.13	12.41
tblVehicleEF	LHD1	0.08	0.06
tblVehicleEF	LHD1	1.27	0.81
tblVehicleEF	LHD1	8.6000e-004	7.5600e-004
tblVehicleEF	LHD1	0.01	9.6460e-003
tblVehicleEF	LHD1	0.01	7.2150e-003
tblVehicleEF	LHD1	9.1700e-004	2.5500e-004
tblVehicleEF	LHD1	8.2300e-004	7.2300e-004
tblVehicleEF	LHD1	2.5110e-003	2.4120e-003
tblVehicleEF	LHD1	9.9290e-003	6.8770e-003
tblVehicleEF	LHD1	8.4300e-004	2.3500e-004
tblVehicleEF	LHD1	2.8210e-003	2.2570e-003
tblVehicleEF	LHD1	0.10	0.07
tblVehicleEF	LHD1	0.02	0.02
tblVehicleEF	LHD1	1.7870e-003	1.4220e-003
tblVehicleEF	LHD1	0.06	0.05

tblVehicleEF	LHD1	0.28	0.47
tblVehicleEF	LHD1	0.27	0.08
tblVehicleEF	LHD1	9.1000e-005	8.8000e-005
tblVehicleEF	LHD1	5.9280e-003	6.5210e-003
tblVehicleEF	LHD1	3.7900e-004	1.2300e-004
tblVehicleEF	LHD1	2.8210e-003	2.2570e-003
tblVehicleEF	LHD1	0.10	0.07
tblVehicleEF	LHD1	0.02	0.03
tblVehicleEF	LHD1	1.7870e-003	1.4220e-003
tblVehicleEF	LHD1	0.08	0.06
tblVehicleEF	LHD1	0.28	0.47
tblVehicleEF	LHD1	0.29	0.09
tblVehicleEF	LHD1	5.7990e-003	5.8300e-003
tblVehicleEF	LHD1	0.01	5.0980e-003
tblVehicleEF	LHD1	0.02	0.02
tblVehicleEF	LHD1	0.15	0.19
tblVehicleEF	LHD1	0.79	0.58
tblVehicleEF	LHD1	2.44	1.04
tblVehicleEF	LHD1	9.03	9.05
tblVehicleEF	LHD1	603.73	667.74
tblVehicleEF	LHD1	33.13	12.33
tblVehicleEF	LHD1	0.08	0.06
tblVehicleEF	LHD1	1.19	0.76
tblVehicleEF	LHD1	8.6000e-004	7.5600e-004
tblVehicleEF	LHD1	0.01	9.6460e-003
tblVehicleEF	LHD1	0.01	7.2150e-003
tblVehicleEF	LHD1	9.1700e-004	2.5500e-004

tblVehicleEF	LHD1	8.2300e-004	7.2300e-004
tblVehicleEF	LHD1	2.5110e-003	2.4120e-003
tblVehicleEF	LHD1	9.9290e-003	6.8770e-003
tblVehicleEF	LHD1	8.4300e-004	2.3500e-004
tblVehicleEF	LHD1	3.9390e-003	3.1600e-003
tblVehicleEF	LHD1	0.10	0.07
tblVehicleEF	LHD1	0.02	0.02
tblVehicleEF	LHD1	2.4300e-003	1.9450e-003
tblVehicleEF	LHD1	0.06	0.05
tblVehicleEF	LHD1	0.27	0.45
tblVehicleEF	LHD1	0.26	0.08
tblVehicleEF	LHD1	9.1000e-005	8.8000e-005
tblVehicleEF	LHD1	5.9280e-003	6.5210e-003
tblVehicleEF	LHD1	3.7700e-004	1.2200e-004
tblVehicleEF	LHD1	3.9390e-003	3.1600e-003
tblVehicleEF	LHD1	0.10	0.07
tblVehicleEF	LHD1	0.02	0.03
tblVehicleEF	LHD1	2.4300e-003	1.9450e-003
tblVehicleEF	LHD1	0.08	0.06
tblVehicleEF	LHD1	0.27	0.45
tblVehicleEF	LHD1	0.28	0.08
tblVehicleEF	LHD1	5.7990e-003	5.8160e-003
tblVehicleEF	LHD1	0.01	4.9860e-003
tblVehicleEF	LHD1	0.02	0.02
tblVehicleEF	LHD1	0.15	0.19
tblVehicleEF	LHD1	0.77	0.57
tblVehicleEF	LHD1	2.56	1.09

tblVehicleEF	LHD1	9.03	9.05
tblVehicleEF	LHD1	603.73	667.72
tblVehicleEF	LHD1	33.13	12.42
tblVehicleEF	LHD1	0.08	0.06
tblVehicleEF	LHD1	1.24	0.80
tblVehicleEF	LHD1	8.6000e-004	7.5600e-004
tblVehicleEF	LHD1	0.01	9.6460e-003
tblVehicleEF	LHD1	0.01	7.2150e-003
tblVehicleEF	LHD1	9.1700e-004	2.5500e-004
tblVehicleEF	LHD1	8.2300e-004	7.2300e-004
tblVehicleEF	LHD1	2.5110e-003	2.4120e-003
tblVehicleEF	LHD1	9.9290e-003	6.8770e-003
tblVehicleEF	LHD1	8.4300e-004	2.3500e-004
tblVehicleEF	LHD1	2.9400e-003	2.3610e-003
tblVehicleEF	LHD1	0.11	0.08
tblVehicleEF	LHD1	0.02	0.02
tblVehicleEF	LHD1	1.8110e-003	1.4460e-003
tblVehicleEF	LHD1	0.06	0.05
tblVehicleEF	LHD1	0.30	0.50
tblVehicleEF	LHD1	0.27	0.08
tblVehicleEF	LHD1	9.1000e-005	8.8000e-005
tblVehicleEF	LHD1	5.9280e-003	6.5210e-003
tblVehicleEF	LHD1	3.8000e-004	1.2300e-004
tblVehicleEF	LHD1	2.9400e-003	2.3610e-003
tblVehicleEF	LHD1	0.11	0.08
tblVehicleEF	LHD1	0.02	0.03
tblVehicleEF	LHD1	1.8110e-003	1.4460e-003

tblVehicleEF	LHD1	0.08	0.06
tblVehicleEF	LHD1	0.30	0.50
tblVehicleEF	LHD1	0.29	0.09
tblVehicleEF	LHD2	4.2890e-003	4.2530e-003
tblVehicleEF	LHD2	4.2710e-003	3.6630e-003
tblVehicleEF	LHD2	9.4470e-003	0.01
tblVehicleEF	LHD2	0.13	0.16
tblVehicleEF	LHD2	0.36	0.41
tblVehicleEF	LHD2	1.38	0.76
tblVehicleEF	LHD2	13.67	13.61
tblVehicleEF	LHD2	619.08	679.10
tblVehicleEF	LHD2	28.46	10.01
tblVehicleEF	LHD2	0.10	0.09
tblVehicleEF	LHD2	0.87	0.94
tblVehicleEF	LHD2	1.1890e-003	1.1970e-003
tblVehicleEF	LHD2	0.01	0.01
tblVehicleEF	LHD2	9.7400e-003	0.01
tblVehicleEF	LHD2	4.6100e-004	1.4900e-004
tblVehicleEF	LHD2	1.1370e-003	1.1460e-003
tblVehicleEF	LHD2	2.6460e-003	2.6120e-003
tblVehicleEF	LHD2	9.3060e-003	9.6640e-003
tblVehicleEF	LHD2	4.2300e-004	1.3700e-004
tblVehicleEF	LHD2	1.1610e-003	1.4570e-003
tblVehicleEF	LHD2	0.04	0.05
tblVehicleEF	LHD2	0.02	0.02
tblVehicleEF	LHD2	7.7900e-004	9.3400e-004
tblVehicleEF	LHD2	0.05	0.05

tblVehicleEF	LHD2	0.09	0.30
tblVehicleEF	LHD2	0.13	0.06
tblVehicleEF	LHD2	1.3400e-004	1.3100e-004
tblVehicleEF	LHD2	6.0340e-003	6.5780e-003
tblVehicleEF	LHD2	3.1000e-004	9.9000e-005
tblVehicleEF	LHD2	1.1610e-003	1.4570e-003
tblVehicleEF	LHD2	0.04	0.05
tblVehicleEF	LHD2	0.02	0.03
tblVehicleEF	LHD2	7.7900e-004	9.3400e-004
tblVehicleEF	LHD2	0.05	0.06
tblVehicleEF	LHD2	0.09	0.30
tblVehicleEF	LHD2	0.14	0.06
tblVehicleEF	LHD2	4.2890e-003	4.2620e-003
tblVehicleEF	LHD2	4.3220e-003	3.7010e-003
tblVehicleEF	LHD2	9.1410e-003	0.01
tblVehicleEF	LHD2	0.13	0.16
tblVehicleEF	LHD2	0.37	0.41
tblVehicleEF	LHD2	1.32	0.73
tblVehicleEF	LHD2	13.67	13.61
tblVehicleEF	LHD2	619.08	679.11
tblVehicleEF	LHD2	28.46	9.96
tblVehicleEF	LHD2	0.10	0.09
tblVehicleEF	LHD2	0.82	0.88
tblVehicleEF	LHD2	1.1890e-003	1.1970e-003
tblVehicleEF	LHD2	0.01	0.01
tblVehicleEF	LHD2	9.7400e-003	0.01
tblVehicleEF	LHD2	4.6100e-004	1.4900e-004

tblVehicleEF	LHD2	1.1370e-003	1.1460e-003
tblVehicleEF	LHD2	2.6460e-003	2.6120e-003
tblVehicleEF	LHD2	9.3060e-003	9.6640e-003
tblVehicleEF	LHD2	4.2300e-004	1.3700e-004
tblVehicleEF	LHD2	1.6270e-003	2.0410e-003
tblVehicleEF	LHD2	0.04	0.05
tblVehicleEF	LHD2	0.02	0.02
tblVehicleEF	LHD2	1.0610e-003	1.2770e-003
tblVehicleEF	LHD2	0.05	0.05
tblVehicleEF	LHD2	0.08	0.29
tblVehicleEF	LHD2	0.12	0.05
tblVehicleEF	LHD2	1.3400e-004	1.3100e-004
tblVehicleEF	LHD2	6.0340e-003	6.5780e-003
tblVehicleEF	LHD2	3.0900e-004	9.9000e-005
tblVehicleEF	LHD2	1.6270e-003	2.0410e-003
tblVehicleEF	LHD2	0.04	0.05
tblVehicleEF	LHD2	0.02	0.03
tblVehicleEF	LHD2	1.0610e-003	1.2770e-003
tblVehicleEF	LHD2	0.05	0.06
tblVehicleEF	LHD2	0.08	0.29
tblVehicleEF	LHD2	0.13	0.06
tblVehicleEF	LHD2	4.2890e-003	4.2510e-003
tblVehicleEF	LHD2	4.2570e-003	3.6530e-003
tblVehicleEF	LHD2	9.5090e-003	0.01
tblVehicleEF	LHD2	0.13	0.16
tblVehicleEF	LHD2	0.36	0.41
tblVehicleEF	LHD2	1.38	0.76

tblVehicleEF	LHD2	13.67	13.61
tblVehicleEF	LHD2	619.08	679.10
tblVehicleEF	LHD2	28.46	10.02
tblVehicleEF	LHD2	0.10	0.09
tblVehicleEF	LHD2	0.85	0.92
tblVehicleEF	LHD2	1.1890e-003	1.1970e-003
tblVehicleEF	LHD2	0.01	0.01
tblVehicleEF	LHD2	9.7400e-003	0.01
tblVehicleEF	LHD2	4.6100e-004	1.4900e-004
tblVehicleEF	LHD2	1.1370e-003	1.1460e-003
tblVehicleEF	LHD2	2.6460e-003	2.6120e-003
tblVehicleEF	LHD2	9.3060e-003	9.6640e-003
tblVehicleEF	LHD2	4.2300e-004	1.3700e-004
tblVehicleEF	LHD2	1.1810e-003	1.5020e-003
tblVehicleEF	LHD2	0.04	0.06
tblVehicleEF	LHD2	0.02	0.02
tblVehicleEF	LHD2	7.7800e-004	9.3300e-004
tblVehicleEF	LHD2	0.05	0.05
tblVehicleEF	LHD2	0.10	0.33
tblVehicleEF	LHD2	0.13	0.06
tblVehicleEF	LHD2	1.3400e-004	1.3100e-004
tblVehicleEF	LHD2	6.0340e-003	6.5780e-003
tblVehicleEF	LHD2	3.1000e-004	9.9000e-005
tblVehicleEF	LHD2	1.1810e-003	1.5020e-003
tblVehicleEF	LHD2	0.04	0.06
tblVehicleEF	LHD2	0.02	0.03
tblVehicleEF	LHD2	7.7800e-004	9.3300e-004

Katella Avenue - Existing (Operations - Trucks) - Orange County, Winter

tblVehicleEF	LHD2	0.05	0.06
tblVehicleEF	LHD2	0.10	0.33
tblVehicleEF	LHD2	0.14	0.06
tblVehicleEF	MCY	0.48	0.35
tblVehicleEF	MCY	0.15	0.24
tblVehicleEF	MCY	18.61	18.90
tblVehicleEF	MCY	9.56	8.43
tblVehicleEF	MCY	177.57	214.49
tblVehicleEF	MCY	45.30	60.11
tblVehicleEF	MCY	1.12	1.12
tblVehicleEF	MCY	2.1370e-003	2.1160e-003
tblVehicleEF	MCY	3.9240e-003	3.2680e-003
tblVehicleEF	MCY	1.9990e-003	1.9800e-003
tblVehicleEF	MCY	3.7000e-003	3.0810e-003
tblVehicleEF	MCY	1.13	1.16
tblVehicleEF	MCY	0.69	0.72
tblVehicleEF	MCY	0.71	0.72
tblVehicleEF	MCY	2.38	2.40
tblVehicleEF	MCY	0.65	2.07
tblVehicleEF	MCY	2.05	1.82
tblVehicleEF	MCY	2.1510e-003	2.1230e-003
tblVehicleEF	MCY	6.7000e-004	5.9500e-004
tblVehicleEF	MCY	1.13	1.16
tblVehicleEF	MCY	0.69	0.72
tblVehicleEF	MCY	0.71	0.72
tblVehicleEF	MCY	2.95	2.97
tblVehicleEF	MCY	0.65	2.07

Katella Avenue - Existing (Operations - Trucks) - Orange County, Winter

tblVehicleEF	MCY	2.24	1.98
tblVehicleEF	MCY	0.47	0.35
tblVehicleEF	MCY	0.14	0.21
tblVehicleEF	MCY	17.91	18.17
tblVehicleEF	MCY	8.81	7.74
tblVehicleEF	MCY	177.57	213.12
tblVehicleEF	MCY	45.30	58.36
tblVehicleEF	MCY	0.98	0.98
tblVehicleEF	MCY	2.1370e-003	2.1160e-003
tblVehicleEF	MCY	3.9240e-003	3.2680e-003
tblVehicleEF	MCY	1.9990e-003	1.9800e-003
tblVehicleEF	MCY	3.7000e-003	3.0810e-003
tblVehicleEF	MCY	1.71	1.74
tblVehicleEF	MCY	0.73	0.76
tblVehicleEF	MCY	1.12	1.14
tblVehicleEF	MCY	2.33	2.34
tblVehicleEF	MCY	0.61	1.94
tblVehicleEF	MCY	1.85	1.62
tblVehicleEF	MCY	2.1380e-003	2.1090e-003
tblVehicleEF	MCY	6.5100e-004	5.7700e-004
tblVehicleEF	MCY	1.71	1.74
tblVehicleEF	MCY	0.73	0.76
tblVehicleEF	MCY	1.12	1.14
tblVehicleEF	MCY	2.89	2.90
tblVehicleEF	MCY	0.61	1.94
tblVehicleEF	MCY	2.01	1.77
tblVehicleEF	MCY	0.48	0.35

tblVehicleEF	MCY	0.15	0.24
tblVehicleEF	MCY	18.72	19.01
tblVehicleEF	MCY	9.67	8.55
tblVehicleEF	MCY	177.57	214.70
tblVehicleEF	MCY	45.30	60.42
tblVehicleEF	MCY	1.09	1.09
tblVehicleEF	MCY	2.1370e-003	2.1160e-003
tblVehicleEF	MCY	3.9240e-003	3.2680e-003
tblVehicleEF	MCY	1.9990e-003	1.9800e-003
tblVehicleEF	MCY	3.7000e-003	3.0810e-003
tblVehicleEF	MCY	1.26	1.28
tblVehicleEF	MCY	0.89	0.92
tblVehicleEF	MCY	0.75	0.76
tblVehicleEF	MCY	2.39	2.41
tblVehicleEF	MCY	0.75	2.38
tblVehicleEF	MCY	2.09	1.86
tblVehicleEF	MCY	2.1530e-003	2.1250e-003
tblVehicleEF	MCY	6.7300e-004	5.9800e-004
tblVehicleEF	MCY	1.26	1.28
tblVehicleEF	MCY	0.89	0.92
tblVehicleEF	MCY	0.75	0.76
tblVehicleEF	MCY	2.97	2.98
tblVehicleEF	MCY	0.75	2.38
tblVehicleEF	MCY	2.28	2.02
tblVehicleEF	MDV	0.01	5.6010e-003
tblVehicleEF	MDV	0.01	0.08
tblVehicleEF	MDV	1.26	1.12

tblVehicleEF	MDV	2.62	3.12
tblVehicleEF	MDV	500.02	420.73
tblVehicleEF	MDV	108.15	86.72
tblVehicleEF	MDV	0.14	0.10
tblVehicleEF	MDV	1.9190e-003	1.7850e-003
tblVehicleEF	MDV	2.3090e-003	1.9840e-003
tblVehicleEF	MDV	1.7700e-003	1.6470e-003
tblVehicleEF	MDV	2.1250e-003	1.8250e-003
tblVehicleEF	MDV	0.07	0.08
tblVehicleEF	MDV	0.16	0.14
tblVehicleEF	MDV	0.07	0.09
tblVehicleEF	MDV	0.03	0.02
tblVehicleEF	MDV	0.10	0.42
tblVehicleEF	MDV	0.20	0.41
tblVehicleEF	MDV	5.0080e-003	4.1600e-003
tblVehicleEF	MDV	1.1270e-003	8.5800e-004
tblVehicleEF	MDV	0.07	0.08
tblVehicleEF	MDV	0.16	0.14
tblVehicleEF	MDV	0.07	0.09
tblVehicleEF	MDV	0.04	0.03
tblVehicleEF	MDV	0.10	0.42
tblVehicleEF	MDV	0.22	0.45
tblVehicleEF	MDV	0.01	5.9080e-003
tblVehicleEF	MDV	0.01	0.08
tblVehicleEF	MDV	1.36	1.20
tblVehicleEF	MDV	2.27	2.69
tblVehicleEF	MDV	519.96	432.28

tblVehicleEF	MDV	108.15	85.89
tblVehicleEF	MDV	0.12	0.09
tblVehicleEF	MDV	1.9190e-003	1.7850e-003
tblVehicleEF	MDV	2.3090e-003	1.9840e-003
tblVehicleEF	MDV	1.7700e-003	1.6470e-003
tblVehicleEF	MDV	2.1250e-003	1.8250e-003
tblVehicleEF	MDV	0.10	0.12
tblVehicleEF	MDV	0.16	0.14
tblVehicleEF	MDV	0.10	0.12
tblVehicleEF	MDV	0.03	0.03
tblVehicleEF	MDV	0.09	0.39
tblVehicleEF	MDV	0.18	0.37
tblVehicleEF	MDV	5.2090e-003	4.2740e-003
tblVehicleEF	MDV	1.1210e-003	8.5000e-004
tblVehicleEF	MDV	0.10	0.12
tblVehicleEF	MDV	0.16	0.14
tblVehicleEF	MDV	0.10	0.12
tblVehicleEF	MDV	0.05	0.04
tblVehicleEF	MDV	0.09	0.39
tblVehicleEF	MDV	0.20	0.40
tblVehicleEF	MDV	0.01	5.5000e-003
tblVehicleEF	MDV	0.02	0.09
tblVehicleEF	MDV	1.23	1.08
tblVehicleEF	MDV	2.69	3.21
tblVehicleEF	MDV	492.66	416.47
tblVehicleEF	MDV	108.15	86.90
tblVehicleEF	MDV	0.13	0.10

tblVehicleEF	MDV	1.9190e-003	1.7850e-003
tblVehicleEF	MDV	2.3090e-003	1.9840e-003
tblVehicleEF	MDV	1.7700e-003	1.6470e-003
tblVehicleEF	MDV	2.1250e-003	1.8250e-003
tblVehicleEF	MDV	0.06	0.08
tblVehicleEF	MDV	0.17	0.15
tblVehicleEF	MDV	0.07	0.09
tblVehicleEF	MDV	0.03	0.02
tblVehicleEF	MDV	0.11	0.49
tblVehicleEF	MDV	0.20	0.42
tblVehicleEF	MDV	4.9340e-003	4.1170e-003
tblVehicleEF	MDV	1.1290e-003	8.6000e-004
tblVehicleEF	MDV	0.06	0.08
tblVehicleEF	MDV	0.17	0.15
tblVehicleEF	MDV	0.07	0.09
tblVehicleEF	MDV	0.04	0.03
tblVehicleEF	MDV	0.11	0.49
tblVehicleEF	MDV	0.22	0.46
tblVehicleEF	MH	0.03	3.3600e-003
tblVehicleEF	MH	0.02	0.00
tblVehicleEF	MH	2.15	0.31
tblVehicleEF	MH	5.50	0.00
tblVehicleEF	MH	1,108.90	981.53
tblVehicleEF	MH	57.43	0.00
tblVehicleEF	MH	1.43	3.91
tblVehicleEF	MH	0.01	0.02
tblVehicleEF	MH	0.03	0.10

tblVehicleEF	MH	1.0490e-003	0.00
tblVehicleEF	MH	3.2420e-003	4.0000e-003
tblVehicleEF	MH	0.03	0.09
tblVehicleEF	MH	9.6500e-004	0.00
tblVehicleEF	MH	0.95	0.00
tblVehicleEF	MH	0.07	0.00
tblVehicleEF	MH	0.41	0.00
tblVehicleEF	MH	0.09	0.07
tblVehicleEF	MH	0.02	0.00
tblVehicleEF	MH	0.32	0.00
tblVehicleEF	MH	0.01	9.2790e-003
tblVehicleEF	MH	6.7000e-004	0.00
tblVehicleEF	MH	0.95	0.00
tblVehicleEF	MH	0.07	0.00
tblVehicleEF	MH	0.41	0.00
tblVehicleEF	MH	0.12	0.08
tblVehicleEF	MH	0.02	0.00
tblVehicleEF	MH	0.35	0.00
tblVehicleEF	MH	0.03	3.3600e-003
tblVehicleEF	MH	0.02	0.00
tblVehicleEF	MH	2.21	0.31
tblVehicleEF	MH	5.21	0.00
tblVehicleEF	MH	1,108.90	981.53
tblVehicleEF	MH	57.43	0.00
tblVehicleEF	MH	1.33	3.70
tblVehicleEF	MH	0.01	0.02
tblVehicleEF	MH	0.03	0.10

tblVehicleEF	MH	1.0490e-003	0.00
tblVehicleEF	MH	3.2420e-003	4.0000e-003
tblVehicleEF	MH	0.03	0.09
tblVehicleEF	MH	9.6500e-004	0.00
tblVehicleEF	MH	1.28	0.00
tblVehicleEF	MH	0.07	0.00
tblVehicleEF	MH	0.56	0.00
tblVehicleEF	MH	0.09	0.07
tblVehicleEF	MH	0.02	0.00
tblVehicleEF	MH	0.31	0.00
tblVehicleEF	MH	0.01	9.2790e-003
tblVehicleEF	MH	6.6500e-004	0.00
tblVehicleEF	MH	1.28	0.00
tblVehicleEF	MH	0.07	0.00
tblVehicleEF	MH	0.56	0.00
tblVehicleEF	MH	0.12	0.08
tblVehicleEF	MH	0.02	0.00
tblVehicleEF	MH	0.34	0.00
tblVehicleEF	MH	0.03	3.3600e-003
tblVehicleEF	MH	0.02	0.00
tblVehicleEF	MH	2.13	0.31
tblVehicleEF	MH	5.54	0.00
tblVehicleEF	MH	1,108.90	981.53
tblVehicleEF	MH	57.43	0.00
tblVehicleEF	MH	1.40	3.84
tblVehicleEF	MH	0.01	0.02
tblVehicleEF	MH	0.03	0.10

tblVehicleEF	MH	1.0490e-003	0.00
tblVehicleEF	MH	3.2420e-003	4.0000e-003
tblVehicleEF	MH	0.03	0.09
tblVehicleEF	MH	9.6500e-004	0.00
tblVehicleEF	MH	1.05	0.00
tblVehicleEF	MH	0.08	0.00
tblVehicleEF	MH	0.43	0.00
tblVehicleEF	MH	0.09	0.07
tblVehicleEF	MH	0.02	0.00
tblVehicleEF	MH	0.32	0.00
tblVehicleEF	MH	0.01	9.2790e-003
tblVehicleEF	MH	6.7100e-004	0.00
tblVehicleEF	MH	1.05	0.00
tblVehicleEF	MH	0.08	0.00
tblVehicleEF	MH	0.43	0.00
tblVehicleEF	MH	0.12	0.08
tblVehicleEF	MH	0.02	0.00
tblVehicleEF	MH	0.35	0.00
tblVehicleEF	MHD	0.02	4.9130e-003
tblVehicleEF	MHD	4.2090e-003	5.6110e-003
tblVehicleEF	MHD	0.05	0.01
tblVehicleEF	MHD	0.36	0.39
tblVehicleEF	MHD	0.33	0.51
tblVehicleEF	MHD	6.12	1.31
tblVehicleEF	MHD	141.40	56.75
tblVehicleEF	MHD	1,144.82	1,086.34
tblVehicleEF	MHD	60.68	12.86

tblVehicleEF	MHD	0.54	0.43
tblVehicleEF	MHD	1.18	1.96
tblVehicleEF	MHD	2.3000e-004	1.4510e-003
tblVehicleEF	MHD	5.5730e-003	0.05
tblVehicleEF	MHD	7.9300e-004	1.1900e-004
tblVehicleEF	MHD	2.2000e-004	1.3880e-003
tblVehicleEF	MHD	5.3290e-003	0.05
tblVehicleEF	MHD	7.2900e-004	1.0900e-004
tblVehicleEF	MHD	1.1360e-003	4.8700e-004
tblVehicleEF	MHD	0.04	0.02
tblVehicleEF	MHD	0.03	0.02
tblVehicleEF	MHD	7.3800e-004	3.2900e-004
tblVehicleEF	MHD	0.04	0.09
tblVehicleEF	MHD	0.02	0.10
tblVehicleEF	MHD	0.38	0.06
tblVehicleEF	MHD	1.3610e-003	5.4000e-004
tblVehicleEF	MHD	0.01	0.01
tblVehicleEF	MHD	7.1400e-004	1.2700e-004
tblVehicleEF	MHD	1.1360e-003	4.8700e-004
tblVehicleEF	MHD	0.04	0.02
tblVehicleEF	MHD	0.04	0.03
tblVehicleEF	MHD	7.3800e-004	3.2900e-004
tblVehicleEF	MHD	0.05	0.11
tblVehicleEF	MHD	0.02	0.10
tblVehicleEF	MHD	0.41	0.07
tblVehicleEF	MHD	0.02	4.6520e-003
tblVehicleEF	MHD	4.2610e-003	5.6470e-003

tblVehicleEF	MHD	0.05	0.01
tblVehicleEF	MHD	0.26	0.31
tblVehicleEF	MHD	0.34	0.51
tblVehicleEF	MHD	5.83	1.25
tblVehicleEF	MHD	149.77	57.73
tblVehicleEF	MHD	1,144.82	1,086.35
tblVehicleEF	MHD	60.68	12.75
tblVehicleEF	MHD	0.56	0.43
tblVehicleEF	MHD	1.12	1.85
tblVehicleEF	MHD	1.9400e-004	1.2250e-003
tblVehicleEF	MHD	5.5730e-003	0.05
tblVehicleEF	MHD	7.9300e-004	1.1900e-004
tblVehicleEF	MHD	1.8500e-004	1.1720e-003
tblVehicleEF	MHD	5.3290e-003	0.05
tblVehicleEF	MHD	7.2900e-004	1.0900e-004
tblVehicleEF	MHD	1.6040e-003	6.8900e-004
tblVehicleEF	MHD	0.05	0.02
tblVehicleEF	MHD	0.02	0.02
tblVehicleEF	MHD	1.0240e-003	4.5600e-004
tblVehicleEF	MHD	0.04	0.09
tblVehicleEF	MHD	0.02	0.09
tblVehicleEF	MHD	0.36	0.06
tblVehicleEF	MHD	1.4400e-003	5.5000e-004
tblVehicleEF	MHD	0.01	0.01
tblVehicleEF	MHD	7.0900e-004	1.2600e-004
tblVehicleEF	MHD	1.6040e-003	6.8900e-004
tblVehicleEF	MHD	0.05	0.02

tblVehicleEF	MHD	0.03	0.03
tblVehicleEF	MHD	1.0240e-003	4.5600e-004
tblVehicleEF	MHD	0.05	0.11
tblVehicleEF	MHD	0.02	0.09
tblVehicleEF	MHD	0.40	0.06
tblVehicleEF	MHD	0.02	5.2900e-003
tblVehicleEF	MHD	4.1930e-003	5.5990e-003
tblVehicleEF	MHD	0.05	0.01
tblVehicleEF	MHD	0.50	0.50
tblVehicleEF	MHD	0.33	0.51
tblVehicleEF	MHD	6.17	1.32
tblVehicleEF	MHD	129.83	55.39
tblVehicleEF	MHD	1,144.82	1,086.34
tblVehicleEF	MHD	60.68	12.88
tblVehicleEF	MHD	0.52	0.42
tblVehicleEF	MHD	1.16	1.92
tblVehicleEF	MHD	2.8000e-004	1.7620e-003
tblVehicleEF	MHD	5.5730e-003	0.05
tblVehicleEF	MHD	7.9300e-004	1.1900e-004
tblVehicleEF	MHD	2.6800e-004	1.6860e-003
tblVehicleEF	MHD	5.3290e-003	0.05
tblVehicleEF	MHD	7.2900e-004	1.0900e-004
tblVehicleEF	MHD	1.1820e-003	4.9800e-004
tblVehicleEF	MHD	0.05	0.02
tblVehicleEF	MHD	0.03	0.03
tblVehicleEF	MHD	7.5300e-004	3.3100e-004
tblVehicleEF	MHD	0.04	0.09

tblVehicleEF	MHD	0.02	0.11
tblVehicleEF	MHD	0.38	0.06
tblVehicleEF	MHD	1.2520e-003	5.2700e-004
tblVehicleEF	MHD	0.01	0.01
tblVehicleEF	MHD	7.1500e-004	1.2700e-004
tblVehicleEF	MHD	1.1820e-003	4.9800e-004
tblVehicleEF	MHD	0.05	0.02
tblVehicleEF	MHD	0.04	0.03
tblVehicleEF	MHD	7.5300e-004	3.3100e-004
tblVehicleEF	MHD	0.05	0.11
tblVehicleEF	MHD	0.02	0.11
tblVehicleEF	MHD	0.42	0.07
tblVehicleEF	OBUS	0.01	9.0600e-003
tblVehicleEF	OBUS	8.4360e-003	9.3580e-003
tblVehicleEF	OBUS	0.03	0.02
tblVehicleEF	OBUS	0.28	0.55
tblVehicleEF	OBUS	0.58	1.01
tblVehicleEF	OBUS	5.60	2.44
tblVehicleEF	OBUS	84.68	84.33
tblVehicleEF	OBUS	1,226.51	1,422.10
tblVehicleEF	OBUS	69.78	20.28
tblVehicleEF	OBUS	0.42	0.52
tblVehicleEF	OBUS	1.44	1.85
tblVehicleEF	OBUS	1.4500e-004	2.0430e-003
tblVehicleEF	OBUS	7.3790e-003	0.04
tblVehicleEF	OBUS	8.3400e-004	1.9500e-004
tblVehicleEF	OBUS	1.3900e-004	1.9550e-003

tblVehicleEF	OBUS	7.0420e-003	0.03
tblVehicleEF	OBUS	7.6700e-004	1.7900e-004
tblVehicleEF	OBUS	1.4250e-003	1.8490e-003
tblVehicleEF	OBUS	0.02	0.02
tblVehicleEF	OBUS	0.04	0.06
tblVehicleEF	OBUS	7.6500e-004	9.7800e-004
tblVehicleEF	OBUS	0.06	0.10
tblVehicleEF	OBUS	0.04	0.23
tblVehicleEF	OBUS	0.35	0.12
tblVehicleEF	OBUS	8.2000e-004	8.0300e-004
tblVehicleEF	OBUS	0.01	0.01
tblVehicleEF	OBUS	7.9600e-004	2.0100e-004
tblVehicleEF	OBUS	1.4250e-003	1.8490e-003
tblVehicleEF	OBUS	0.02	0.02
tblVehicleEF	OBUS	0.05	0.08
tblVehicleEF	OBUS	7.6500e-004	9.7800e-004
tblVehicleEF	OBUS	0.07	0.12
tblVehicleEF	OBUS	0.04	0.23
tblVehicleEF	OBUS	0.39	0.13
tblVehicleEF	OBUS	0.01	9.0790e-003
tblVehicleEF	OBUS	8.5800e-003	9.4940e-003
tblVehicleEF	OBUS	0.03	0.02
tblVehicleEF	OBUS	0.26	0.53
tblVehicleEF	OBUS	0.58	1.02
tblVehicleEF	OBUS	5.31	2.31
tblVehicleEF	OBUS	88.70	84.93
tblVehicleEF	OBUS	1,226.51	1,422.12

Katella Avenue - Existing (Operations - Trucks) - Orange County, Winter

tblVehicleEF	OBUS	69.78	20.06
tblVehicleEF	OBUS	0.43	0.52
tblVehicleEF	OBUS	1.35	1.74
tblVehicleEF	OBUS	1.2200e-004	1.7270e-003
tblVehicleEF	OBUS	7.3790e-003	0.04
tblVehicleEF	OBUS	8.3400e-004	1.9500e-004
tblVehicleEF	OBUS	1.1700e-004	1.6520e-003
tblVehicleEF	OBUS	7.0420e-003	0.03
tblVehicleEF	OBUS	7.6700e-004	1.7900e-004
tblVehicleEF	OBUS	1.9610e-003	2.5310e-003
tblVehicleEF	OBUS	0.02	0.02
tblVehicleEF	OBUS	0.04	0.06
tblVehicleEF	OBUS	1.0530e-003	1.3340e-003
tblVehicleEF	OBUS	0.06	0.10
tblVehicleEF	OBUS	0.04	0.22
tblVehicleEF	OBUS	0.34	0.11
tblVehicleEF	OBUS	8.5900e-004	8.0900e-004
tblVehicleEF	OBUS	0.01	0.01
tblVehicleEF	OBUS	7.9100e-004	1.9900e-004
tblVehicleEF	OBUS	1.9610e-003	2.5310e-003
tblVehicleEF	OBUS	0.02	0.02
tblVehicleEF	OBUS	0.05	0.08
tblVehicleEF	OBUS	1.0530e-003	1.3340e-003
tblVehicleEF	OBUS	0.07	0.12
tblVehicleEF	OBUS	0.04	0.22
tblVehicleEF	OBUS	0.37	0.13
tblVehicleEF	OBUS	0.01	9.0540e-003

tblVehicleEF	OBUS	8.3930e-003	9.3190e-003
tblVehicleEF	OBUS	0.03	0.02
tblVehicleEF	OBUS	0.29	0.59
tblVehicleEF	OBUS	0.57	1.00
tblVehicleEF	OBUS	5.64	2.46
tblVehicleEF	OBUS	79.14	83.50
tblVehicleEF	OBUS	1,226.51	1,422.09
tblVehicleEF	OBUS	69.78	20.31
tblVehicleEF	OBUS	0.40	0.52
tblVehicleEF	OBUS	1.41	1.81
tblVehicleEF	OBUS	1.7600e-004	2.4810e-003
tblVehicleEF	OBUS	7.3790e-003	0.04
tblVehicleEF	OBUS	8.3400e-004	1.9500e-004
tblVehicleEF	OBUS	1.6900e-004	2.3730e-003
tblVehicleEF	OBUS	7.0420e-003	0.03
tblVehicleEF	OBUS	7.6700e-004	1.7900e-004
tblVehicleEF	OBUS	1.4580e-003	1.9070e-003
tblVehicleEF	OBUS	0.02	0.02
tblVehicleEF	OBUS	0.04	0.06
tblVehicleEF	OBUS	7.6200e-004	9.8200e-004
tblVehicleEF	OBUS	0.06	0.10
tblVehicleEF	OBUS	0.04	0.24
tblVehicleEF	OBUS	0.36	0.12
tblVehicleEF	OBUS	7.6700e-004	7.9500e-004
tblVehicleEF	OBUS	0.01	0.01
tblVehicleEF	OBUS	7.9700e-004	2.0100e-004
tblVehicleEF	OBUS	1.4580e-003	1.9070e-003

tblVehicleEF	OBUS	0.02	0.02
tblVehicleEF	OBUS	0.05	0.08
tblVehicleEF	OBUS	7.6200e-004	9.8200e-004
tblVehicleEF	OBUS	0.07	0.12
tblVehicleEF	OBUS	0.04	0.24
tblVehicleEF	OBUS	0.39	0.13
tblVehicleEF	SBUS	0.87	0.07
tblVehicleEF	SBUS	0.02	0.01
tblVehicleEF	SBUS	0.09	7.1320e-003
tblVehicleEF	SBUS	8.16	2.80
tblVehicleEF	SBUS	1.19	1.03
tblVehicleEF	SBUS	9.61	1.02
tblVehicleEF	SBUS	1,131.05	356.18
tblVehicleEF	SBUS	1,090.69	1,128.82
tblVehicleEF	SBUS	54.18	5.79
tblVehicleEF	SBUS	9.79	3.82
tblVehicleEF	SBUS	4.65	6.33
tblVehicleEF	SBUS	0.01	6.3360e-003
tblVehicleEF	SBUS	0.01	0.01
tblVehicleEF	SBUS	0.03	0.04
tblVehicleEF	SBUS	9.3500e-004	6.5000e-005
tblVehicleEF	SBUS	0.01	6.0620e-003
tblVehicleEF	SBUS	2.6810e-003	2.6580e-003
tblVehicleEF	SBUS	0.02	0.04
tblVehicleEF	SBUS	8.6000e-004	6.0000e-005
tblVehicleEF	SBUS	3.6480e-003	1.1350e-003
tblVehicleEF	SBUS	0.04	0.01

tblVehicleEF	SBUS	0.98	0.34
tblVehicleEF	SBUS	1.9360e-003	5.7500e-004
tblVehicleEF	SBUS	0.13	0.14
tblVehicleEF	SBUS	0.02	0.07
tblVehicleEF	SBUS	0.51	0.04
tblVehicleEF	SBUS	0.01	3.4000e-003
tblVehicleEF	SBUS	0.01	0.01
tblVehicleEF	SBUS	7.0800e-004	5.7000e-005
tblVehicleEF	SBUS	3.6480e-003	1.1350e-003
tblVehicleEF	SBUS	0.04	0.01
tblVehicleEF	SBUS	1.42	0.48
tblVehicleEF	SBUS	1.9360e-003	5.7500e-004
tblVehicleEF	SBUS	0.16	0.17
tblVehicleEF	SBUS	0.02	0.07
tblVehicleEF	SBUS	0.56	0.05
tblVehicleEF	SBUS	0.87	0.07
tblVehicleEF	SBUS	0.02	0.01
tblVehicleEF	SBUS	0.08	6.4080e-003
tblVehicleEF	SBUS	8.04	2.75
tblVehicleEF	SBUS	1.21	1.05
tblVehicleEF	SBUS	7.94	0.84
tblVehicleEF	SBUS	1,182.37	367.48
tblVehicleEF	SBUS	1,090.69	1,128.85
tblVehicleEF	SBUS	54.18	5.50
tblVehicleEF	SBUS	10.10	3.93
tblVehicleEF	SBUS	4.39	5.98
tblVehicleEF	SBUS	8.9100e-003	5.3460e-003

tblVehicleEF	SBUS	0.01	0.01
tblVehicleEF	SBUS	0.03	0.04
tblVehicleEF	SBUS	9.3500e-004	6.5000e-005
tblVehicleEF	SBUS	8.5240e-003	5.1150e-003
tblVehicleEF	SBUS	2.6810e-003	2.6580e-003
tblVehicleEF	SBUS	0.02	0.04
tblVehicleEF	SBUS	8.6000e-004	6.0000e-005
tblVehicleEF	SBUS	4.9860e-003	1.5480e-003
tblVehicleEF	SBUS	0.04	0.01
tblVehicleEF	SBUS	0.98	0.34
tblVehicleEF	SBUS	2.6570e-003	7.8500e-004
tblVehicleEF	SBUS	0.13	0.14
tblVehicleEF	SBUS	0.01	0.06
tblVehicleEF	SBUS	0.46	0.04
tblVehicleEF	SBUS	0.01	3.5060e-003
tblVehicleEF	SBUS	0.01	0.01
tblVehicleEF	SBUS	6.8100e-004	5.4000e-005
tblVehicleEF	SBUS	4.9860e-003	1.5480e-003
tblVehicleEF	SBUS	0.04	0.01
tblVehicleEF	SBUS	1.42	0.48
tblVehicleEF	SBUS	2.6570e-003	7.8500e-004
tblVehicleEF	SBUS	0.16	0.17
tblVehicleEF	SBUS	0.01	0.06
tblVehicleEF	SBUS	0.50	0.04
tblVehicleEF	SBUS	0.87	0.07
tblVehicleEF	SBUS	0.02	0.01
tblVehicleEF	SBUS	0.09	7.2360e-003

tblVehicleEF	SBUS	8.33	2.86
tblVehicleEF	SBUS	1.18	1.03
tblVehicleEF	SBUS	9.77	1.03
tblVehicleEF	SBUS	1,060.18	340.58
tblVehicleEF	SBUS	1,090.69	1,128.81
tblVehicleEF	SBUS	54.18	5.82
tblVehicleEF	SBUS	9.36	3.67
tblVehicleEF	SBUS	4.57	6.22
tblVehicleEF	SBUS	0.01	7.7020e-003
tblVehicleEF	SBUS	0.01	0.01
tblVehicleEF	SBUS	0.03	0.04
tblVehicleEF	SBUS	9.3500e-004	6.5000e-005
tblVehicleEF	SBUS	0.01	7.3690e-003
tblVehicleEF	SBUS	2.6810e-003	2.6580e-003
tblVehicleEF	SBUS	0.02	0.04
tblVehicleEF	SBUS	8.6000e-004	6.0000e-005
tblVehicleEF	SBUS	3.6990e-003	1.1730e-003
tblVehicleEF	SBUS	0.04	0.01
tblVehicleEF	SBUS	0.99	0.34
tblVehicleEF	SBUS	1.8970e-003	5.6800e-004
tblVehicleEF	SBUS	0.13	0.14
tblVehicleEF	SBUS	0.02	0.09
tblVehicleEF	SBUS	0.51	0.04
tblVehicleEF	SBUS	0.01	3.2520e-003
tblVehicleEF	SBUS	0.01	0.01
tblVehicleEF	SBUS	7.1100e-004	5.8000e-005
tblVehicleEF	SBUS	3.6990e-003	1.1730e-003

tblVehicleEF	SBUS	0.04	0.01
tblVehicleEF	SBUS	1.42	0.48
tblVehicleEF	SBUS	1.8970e-003	5.6800e-004
tblVehicleEF	SBUS	0.16	0.17
tblVehicleEF	SBUS	0.02	0.09
tblVehicleEF	SBUS	0.56	0.05
tblVehicleEF	UBUS	1.93	7.28
tblVehicleEF	UBUS	0.07	0.03
tblVehicleEF	UBUS	8.96	27.90
tblVehicleEF	UBUS	13.19	1.81
tblVehicleEF	UBUS	1,828.32	2,044.63
tblVehicleEF	UBUS	133.38	22.76
tblVehicleEF	UBUS	4.82	4.04
tblVehicleEF	UBUS	0.53	0.08
tblVehicleEF	UBUS	0.01	0.03
tblVehicleEF	UBUS	0.04	5.2920e-003
tblVehicleEF	UBUS	1.1810e-003	4.0000e-005
tblVehicleEF	UBUS	0.23	0.03
tblVehicleEF	UBUS	3.0000e-003	7.5850e-003
tblVehicleEF	UBUS	0.04	5.0590e-003
tblVehicleEF	UBUS	1.0860e-003	3.6000e-005
tblVehicleEF	UBUS	6.1570e-003	2.6630e-003
tblVehicleEF	UBUS	0.10	0.03
tblVehicleEF	UBUS	3.6270e-003	1.8540e-003
tblVehicleEF	UBUS	0.53	0.11
tblVehicleEF	UBUS	0.03	0.21
tblVehicleEF	UBUS	0.96	0.15

Katella Avenue - Existing (Operations - Trucks) - Orange County, Winter

tblVehicleEF	UBUS	8.6430e-003	4.3420e-003
tblVehicleEF	UBUS	1.5700e-003	2.2500e-004
tblVehicleEF	UBUS	6.1570e-003	2.6630e-003
tblVehicleEF	UBUS	0.10	0.03
tblVehicleEF	UBUS	3.6270e-003	1.8540e-003
tblVehicleEF	UBUS	2.52	7.44
tblVehicleEF	UBUS	0.03	0.21
tblVehicleEF	UBUS	1.05	0.16
tblVehicleEF	UBUS	1.94	7.28
tblVehicleEF	UBUS	0.07	0.03
tblVehicleEF	UBUS	9.02	27.90
tblVehicleEF	UBUS	11.63	1.61
tblVehicleEF	UBUS	1,828.32	2,044.63
tblVehicleEF	UBUS	133.38	22.40
tblVehicleEF	UBUS	4.53	4.03
tblVehicleEF	UBUS	0.53	0.08
tblVehicleEF	UBUS	0.01	0.03
tblVehicleEF	UBUS	0.04	5.2920e-003
tblVehicleEF	UBUS	1.1810e-003	4.0000e-005
tblVehicleEF	UBUS	0.23	0.03
tblVehicleEF	UBUS	3.0000e-003	7.5850e-003
tblVehicleEF	UBUS	0.04	5.0590e-003
tblVehicleEF	UBUS	1.0860e-003	3.6000e-005
tblVehicleEF	UBUS	8.2530e-003	3.6380e-003
tblVehicleEF	UBUS	0.10	0.03
tblVehicleEF	UBUS	4.8310e-003	2.4730e-003
tblVehicleEF	UBUS	0.53	0.11

tblVehicleEF	UBUS	0.03	0.19
tblVehicleEF	UBUS	0.89	0.14
tblVehicleEF	UBUS	8.6450e-003	4.3420e-003
tblVehicleEF	UBUS	1.5430e-003	2.2200e-004
tblVehicleEF	UBUS	8.2530e-003	3.6380e-003
tblVehicleEF	UBUS	0.10	0.03
tblVehicleEF	UBUS	4.8310e-003	2.4730e-003
tblVehicleEF	UBUS	2.53	7.44
tblVehicleEF	UBUS	0.03	0.19
tblVehicleEF	UBUS	0.98	0.15
tblVehicleEF	UBUS	1.93	7.28
tblVehicleEF	UBUS	0.07	0.03
tblVehicleEF	UBUS	8.95	27.90
tblVehicleEF	UBUS	13.46	1.85
tblVehicleEF	UBUS	1,828.32	2,044.63
tblVehicleEF	UBUS	133.38	22.82
tblVehicleEF	UBUS	4.73	4.04
tblVehicleEF	UBUS	0.53	0.08
tblVehicleEF	UBUS	0.01	0.03
tblVehicleEF	UBUS	0.04	5.2920e-003
tblVehicleEF	UBUS	1.1810e-003	4.0000e-005
tblVehicleEF	UBUS	0.23	0.03
tblVehicleEF	UBUS	3.0000e-003	7.5850e-003
tblVehicleEF	UBUS	0.04	5.0590e-003
tblVehicleEF	UBUS	1.0860e-003	3.6000e-005
tblVehicleEF	UBUS	6.9610e-003	2.5390e-003
tblVehicleEF	UBUS	0.12	0.03

tblVehicleEF	UBUS	3.8300e-003	1.7550e-003
tblVehicleEF	UBUS	0.52	0.11
tblVehicleEF	UBUS	0.04	0.26
tblVehicleEF	UBUS	0.98	0.15
tblVehicleEF	UBUS	8.6430e-003	4.3420e-003
tblVehicleEF	UBUS	1.5750e-003	2.2600e-004
tblVehicleEF	UBUS	6.9610e-003	2.5390e-003
tblVehicleEF	UBUS	0.12	0.03
tblVehicleEF	UBUS	3.8300e-003	1.7550e-003
tblVehicleEF	UBUS	2.52	7.44
tblVehicleEF	UBUS	0.04	0.26
tblVehicleEF	UBUS	1.07	0.16
tblVehicleTrips	CC_TTP	48.00	0.00
tblVehicleTrips	CNW_TTP	19.00	0.00
tblVehicleTrips	CNW_TTP	41.00	0.00
tblVehicleTrips	CW_TL	16.60	34.00
tblVehicleTrips	CW_TTP	33.00	100.00
tblVehicleTrips	CW_TTP	59.00	100.00
tblVehicleTrips	DV_TP	19.00	0.00
tblVehicleTrips	DV_TP	5.00	0.00
tblVehicleTrips	PB_TP	4.00	0.00
tblVehicleTrips	PB_TP	3.00	0.00
tblVehicleTrips	PR_TP	77.00	100.00
tblVehicleTrips	PR_TP	92.00	100.00
tblVehicleTrips	ST_TR	2.46	0.00
tblVehicleTrips	ST_TR	1.68	0.25
tblVehicleTrips	SU_TR	1.05	0.00

tblVehicleTrips	SU_TR	1.68	0.25
tblVehicleTrips	WD_TR	11.03	0.00
tblVehicleTrips	WD_TR	1.68	0.25

2.0 Emissions Summary

2.1 Overall Construction (Maximum Daily Emission)

Unmitigated Construction

	ROG	NOx	CO	SO2	Fugitive PM10	Exhaust PM10	PM10 Total	Fugitive PM2.5	Exhaust PM2.5	PM2.5 Total	Bio- CO2	NBio- CO2	Total CO2	CH4	N2O	CO2e
Year	lb/day										lb/day					
2021	0.0000	0.0000	0.0000	0.0000	0.0000	0.0000	0.0000	0.0000	0.0000	0.0000	0.0000	0.0000	0.0000	0.0000	0.0000	0.0000
Maximum	**0.0000**	**0.0000**	**0.0000**	**0.0000**	**0.0000**	**0.0000**	**0.0000**	**0.0000**	**0.0000**	**0.0000**	**0.0000**	**0.0000**	**0.0000**	**0.0000**	**0.0000**	**0.0000**

Mitigated Construction

	ROG	NOx	CO	SO2	Fugitive PM10	Exhaust PM10	PM10 Total	Fugitive PM2.5	Exhaust PM2.5	PM2.5 Total	Bio- CO2	NBio- CO2	Total CO2	CH4	N2O	CO2e
Year	lb/day										lb/day					
2021	0.0000	0.0000	0.0000	0.0000	0.0000	0.0000	0.0000	0.0000	0.0000	0.0000	0.0000	0.0000	0.0000	0.0000	0.0000	0.0000
Maximum	**0.0000**	**0.0000**	**0.0000**	**0.0000**	**0.0000**	**0.0000**	**0.0000**	**0.0000**	**0.0000**	**0.0000**	**0.0000**	**0.0000**	**0.0000**	**0.0000**	**0.0000**	**0.0000**

	ROG	**NOx**	**CO**	**SO2**	**Fugitive PM10**	**Exhaust PM10**	**PM10 Total**	**Fugitive PM2.5**	**Exhaust PM2.5**	**PM2.5 Total**	**Bio- CO2**	**NBio-CO2**	**Total CO2**	**CH4**	**N20**	**CO2e**
Percent Reduction	**0.00**	**0.00**	**0.00**	**0.00**	**0.00**	**0.00**	**0.00**	**0.00**	**0.00**	**0.00**	**0.00**	**0.00**	**0.00**	**0.00**	**0.00**	**0.00**

2.2 Overall Operational

Unmitigated Operational

	ROG	NOx	CO	SO2	Fugitive PM10	Exhaust PM10	PM10 Total	Fugitive PM2.5	Exhaust PM2.5	PM2.5 Total	Bio- CO2	NBio- CO2	Total CO2	CH4	N2O	CO2e
Category	lb/day										lb/day					
Area	8.9397	3.8000e-004	0.0410	0.0000		1.5000e-004	1.5000e-004		1.5000e-004	1.5000e-004		0.0875	0.0875	2.3000e-004		0.0934
Energy	0.0849	0.7721	0.6486	4.6300e-003		0.0587	0.0587		0.0587	0.0587		926.5109	926.5109	0.0178	0.0170	932.0167
Mobile	0.2943	9.5131	1.6781	0.0328	1.1153	0.1217	1.2370	0.3131	0.1164	0.4295		3,456.6368	3,456.6368	0.0158		3,457.0318
Total	**9.3190**	**10.2856**	**2.3677**	**0.0375**	**1.1153**	**0.1805**	**1.2958**	**0.3131**	**0.1752**	**0.4884**		**4,383.2352**	**4,383.2352**	**0.0338**	**0.0170**	**4,389.1418**

Mitigated Operational

	ROG	NOx	CO	SO2	Fugitive PM10	Exhaust PM10	PM10 Total	Fugitive PM2.5	Exhaust PM2.5	PM2.5 Total	Bio- CO2	NBio- CO2	Total CO2	CH4	N2O	CO2e
Category	lb/day										lb/day					
Area	8.9397	3.8000e-004	0.0410	0.0000		1.5000e-004	1.5000e-004		1.5000e-004	1.5000e-004		0.0875	0.0875	2.3000e-004		0.0934
Energy	0.0849	0.7721	0.6486	4.6300e-003		0.0587	0.0587		0.0587	0.0587		926.5109	926.5109	0.0178	0.0170	932.0167
Mobile	0.2943	9.5131	1.6781	0.0328	1.1153	0.1217	1.2370	0.3131	0.1164	0.4295		3,456.6368	3,456.6368	0.0158		3,457.0318
Total	**9.3190**	**10.2856**	**2.3677**	**0.0375**	**1.1153**	**0.1805**	**1.2958**	**0.3131**	**0.1752**	**0.4884**		**4,383.2352**	**4,383.2352**	**0.0338**	**0.0170**	**4,389.1418**

	ROG	NOx	CO	SO2	Fugitive PM10	Exhaust PM10	PM10 Total	Fugitive PM2.5	Exhaust PM2.5	PM2.5 Total	Bio- CO2	NBio-CO2	Total CO2	CH4	N20	CO2e
Percent Reduction	**0.00**	**0.00**	**0.00**	**0.00**	**0.00**	**0.00**	**0.00**	**0.00**	**0.00**	**0.00**	**0.00**	**0.00**	**0.00**	**0.00**	**0.00**	**0.00**

3.0 Construction Detail

Construction Phase

Phase Number	Phase Name	Phase Type	Start Date	End Date	Num Days Week	Num Days	Phase Description
1	Demolition	Demolition	1/4/2021	1/3/2021	5	0	

Acres of Grading (Site Preparation Phase): 0

Acres of Grading (Grading Phase): 0

Acres of Paving: 0

Residential Indoor: 0; Residential Outdoor: 0; Non-Residential Indoor: 0; Non-Residential Outdoor: 0; Striped Parking Area: 0 (Architectural Coating – sqft)

OffRoad Equipment

Phase Name	Offroad Equipment Type	Amount	Usage Hours	Horse Power	Load Factor
Demolition	Concrete/Industrial Saws	0	8.00	81	0.73
Demolition	Excavators	0	8.00	158	0.38
Demolition	Rubber Tired Dozers	0	8.00	247	0.40

Trips and VMT

Phase Name	Offroad Equipment Count	Worker Trip Number	Vendor Trip Number	Hauling Trip Number	Worker Trip Length	Vendor Trip Length	Hauling Trip Length	Worker Vehicle Class	Vendor Vehicle Class	Hauling Vehicle Class
Demolition	0	0.00	0.00	0.00	14.70	6.90	20.00	LD_Mix	HDT_Mix	HHDT

3.1 Mitigation Measures Construction

3.2 Demolition - 2021

Unmitigated Construction On-Site

	ROG	NOx	CO	SO2	Fugitive PM10	Exhaust PM10	PM10 Total	Fugitive PM2.5	Exhaust PM2.5	PM2.5 Total	Bio- CO2	NBio- CO2	Total CO2	CH4	N2O	CO2e
Category	lb/day										lb/day					
Off-Road	0.0000	0.0000	0.0000	0.0000	0.0000	0.0000	0.0000	0.0000	0.0000	0.0000	0.0000	0.0000	0.0000	0.0000	0.0000	0.0000
Total	**0.0000**	**0.0000**	**0.0000**	**0.0000**	**0.0000**	**0.0000**	**0.0000**	**0.0000**	**0.0000**	**0.0000**	**0.0000**	**0.0000**	**0.0000**	**0.0000**	**0.0000**	**0.0000**

Unmitigated Construction Off-Site

	ROG	NOx	CO	SO2	Fugitive PM10	Exhaust PM10	PM10 Total	Fugitive PM2.5	Exhaust PM2.5	PM2.5 Total	Bio- CO2	NBio- CO2	Total CO2	CH4	N2O	CO2e
Category	lb/day										lb/day					
Hauling	0.0000	0.0000	0.0000	0.0000	0.0000	0.0000	0.0000	0.0000	0.0000	0.0000	0.0000	0.0000	0.0000	0.0000	0.0000	0.0000
Vendor	0.0000	0.0000	0.0000	0.0000	0.0000	0.0000	0.0000	0.0000	0.0000	0.0000	0.0000	0.0000	0.0000	0.0000	0.0000	0.0000
Worker	0.0000	0.0000	0.0000	0.0000	0.0000	0.0000	0.0000	0.0000	0.0000	0.0000	0.0000	0.0000	0.0000	0.0000	0.0000	0.0000
Total	**0.0000**	**0.0000**	**0.0000**	**0.0000**	**0.0000**	**0.0000**	**0.0000**	**0.0000**	**0.0000**	**0.0000**	**0.0000**	**0.0000**	**0.0000**	**0.0000**	**0.0000**	**0.0000**

3.2 Demolition - 2021

Mitigated Construction On-Site

	ROG	NOx	CO	SO2	Fugitive PM10	Exhaust PM10	PM10 Total	Fugitive PM2.5	Exhaust PM2.5	PM2.5 Total	Bio- CO2	NBio- CO2	Total CO2	CH4	N2O	CO2e
Category	lb/day										lb/day					
Off-Road	0.0000	0.0000	0.0000	0.0000	0.0000	0.0000	0.0000	0.0000	0.0000	0.0000	0.0000	0.0000	0.0000	0.0000	0.0000	0.0000
Total	**0.0000**	**0.0000**	**0.0000**	**0.0000**	**0.0000**	**0.0000**	**0.0000**	**0.0000**	**0.0000**	**0.0000**	**0.0000**	**0.0000**	**0.0000**	**0.0000**	**0.0000**	**0.0000**

Mitigated Construction Off-Site

	ROG	NOx	CO	SO2	Fugitive PM10	Exhaust PM10	PM10 Total	Fugitive PM2.5	Exhaust PM2.5	PM2.5 Total	Bio- CO2	NBio- CO2	Total CO2	CH4	N2O	CO2e
Category	lb/day										lb/day					
Hauling	0.0000	0.0000	0.0000	0.0000	0.0000	0.0000	0.0000	0.0000	0.0000	0.0000	0.0000	0.0000	0.0000	0.0000	0.0000	0.0000
Vendor	0.0000	0.0000	0.0000	0.0000	0.0000	0.0000	0.0000	0.0000	0.0000	0.0000	0.0000	0.0000	0.0000	0.0000	0.0000	0.0000
Worker	0.0000	0.0000	0.0000	0.0000	0.0000	0.0000	0.0000	0.0000	0.0000	0.0000	0.0000	0.0000	0.0000	0.0000	0.0000	0.0000
Total	**0.0000**	**0.0000**	**0.0000**	**0.0000**	**0.0000**	**0.0000**	**0.0000**	**0.0000**	**0.0000**	**0.0000**	**0.0000**	**0.0000**	**0.0000**	**0.0000**	**0.0000**	**0.0000**

4.0 Operational Detail - Mobile

4.1 Mitigation Measures Mobile

	ROG	NOx	CO	SO2	Fugitive PM10	Exhaust PM10	PM10 Total	Fugitive PM2.5	Exhaust PM2.5	PM2.5 Total	Bio- CO2	NBio- CO2	Total CO2	CH4	N2O	CO2e
Category	lb/day										lb/day					
Mitigated	0.2943	9.5131	1.6781	0.0328	1.1153	0.1217	1.2370	0.3131	0.1164	0.4295		3,456.6368	3,456.6368	0.0158		3,457.0318
Unmitigated	0.2943	9.5131	1.6781	0.0328	1.1153	0.1217	1.2370	0.3131	0.1164	0.4295		3,456.6368	3,456.6368	0.0158		3,457.0318

4.2 Trip Summary Information

	Average Daily Trip Rate			Unmitigated	Mitigated
Land Use	Weekday	Saturday	Sunday	Annual VMT	Annual VMT
General Office Building	0.00	0.00	0.00		
Unrefrigerated Warehouse-No Rail	37.01	37.01	37.01	457,974	457,974
Total	37.01	37.01	37.01	457,974	457,974

4.3 Trip Type Information

	Miles			Trip %			Trip Purpose %		
Land Use	H-W or C-W	H-S or C-C	H-O or C-NW	H-W or C-W	H-S or C-C	H-O or C-NW	Primary	Diverted	Pass-by
General Office Building	16.60	8.40	6.90	100.00	0.00	0.00	100	0	0
Unrefrigerated Warehouse-No	34.00	8.40	6.90	100.00	0.00	0.00	100	0	0

4.4 Fleet Mix

Land Use	LDA	LDT1	LDT2	MDV	LHD1	LHD2	MHD	HHD	OBUS	UBUS	MCY	SBUS	MH
General Office Building	1.000000	0.000000	0.000000	0.000000	0.000000	0.000000	0.000000	0.000000	0.000000	0.000000	0.000000	0.000000	0.000000
Unrefrigerated Warehouse-No Rail	0.000000	0.000000	0.000000	0.000000	0.162200	0.000000	0.216200	0.621600	0.000000	0.000000	0.000000	0.000000	0.000000

5.0 Energy Detail

Historical Energy Use: N

5.1 Mitigation Measures Energy

	ROG	NOx	CO	SO2	Fugitive PM10	Exhaust PM10	PM10 Total	Fugitive PM2.5	Exhaust PM2.5	PM2.5 Total	Bio- CO2	NBio- CO2	Total CO2	CH4	N2O	CO2e
Category	lb/day										lb/day					
NaturalGas Mitigated	0.0849	0.7721	0.6486	4.6300e-003		0.0587	0.0587		0.0587	0.0587		926.5109	926.5109	0.0178	0.0170	932.0167
NaturalGas Unmitigated	0.0849	0.7721	0.6486	4.6300e-003		0.0587	0.0587		0.0587	0.0587		926.5109	926.5109	0.0178	0.0170	932.0167

5.2 Energy by Land Use - NaturalGas

Unmitigated

	NaturalGas Use	ROG	NOx	CO	SO2	Fugitive PM10	Exhaust PM10	PM10 Total	Fugitive PM2.5	Exhaust PM2.5	PM2.5 Total	Bio- CO2	NBio- CO2	Total CO2	CH4	N2O	CO2e
Land Use	kBTU/yr	lb/day										lb/day					
General Office Building	6260.27	0.0675	0.6138	0.5156	3.6800e-003		0.0467	0.0467		0.0467	0.0467		736.5028	736.5028	0.0141	0.0135	740.8795
Unrefrigerated Warehouse-No Rail	1615.07	0.0174	0.1583	0.1330	9.5000e-004		0.0120	0.0120		0.0120	0.0120		190.0081	190.0081	3.6400e-003	3.4800e-003	191.1372
Total		**0.0849**	**0.7721**	**0.6486**	**4.6300e-003**		**0.0587**	**0.0587**		**0.0587**	**0.0587**		**926.5109**	**926.5109**	**0.0178**	**0.0170**	**932.0167**

Mitigated

	NaturalGas Use	ROG	NOx	CO	SO2	Fugitive PM10	Exhaust PM10	PM10 Total	Fugitive PM2.5	Exhaust PM2.5	PM2.5 Total	Bio- CO2	NBio- CO2	Total CO2	CH4	N2O	CO2e
Land Use	kBTU/yr	lb/day										lb/day					
General Office Building	6.26027	0.0675	0.6138	0.5156	3.6800e-003		0.0467	0.0467		0.0467	0.0467		736.5028	736.5028	0.0141	0.0135	740.8795
Unrefrigerated Warehouse-No Rail	1.61507	0.0174	0.1583	0.1330	9.5000e-004		0.0120	0.0120		0.0120	0.0120		190.0081	190.0081	3.6400e-003	3.4800e-003	191.1372
Total		**0.0849**	**0.7721**	**0.6486**	**4.6300e-003**		**0.0587**	**0.0587**		**0.0587**	**0.0587**		**926.5109**	**926.5109**	**0.0178**	**0.0170**	**932.0167**

6.0 Area Detail

6.1 Mitigation Measures Area

	ROG	NOx	CO	SO2	Fugitive PM10	Exhaust PM10	PM10 Total	Fugitive PM2.5	Exhaust PM2.5	PM2.5 Total	Bio- CO2	NBio- CO2	Total CO2	CH4	N2O	CO2e
Category	lb/day										lb/day					
Mitigated	8.9397	3.8000e-004	0.0410	0.0000		1.5000e-004	1.5000e-004		1.5000e-004	1.5000e-004		0.0875	0.0875	2.3000e-004		0.0934
Unmitigated	8.9397	3.8000e-004	0.0410	0.0000		1.5000e-004	1.5000e-004		1.5000e-004	1.5000e-004		0.0875	0.0875	2.3000e-004		0.0934

6.2 Area by SubCategory

Unmitigated

	ROG	NOx	CO	SO2	Fugitive PM10	Exhaust PM10	PM10 Total	Fugitive PM2.5	Exhaust PM2.5	PM2.5 Total	Bio- CO2	NBio- CO2	Total CO2	CH4	N2O	CO2e
SubCategory	lb/day										lb/day					
Architectural Coating	1.0159					0.0000	0.0000		0.0000	0.0000			0.0000			0.0000
Consumer Products	7.9200					0.0000	0.0000		0.0000	0.0000			0.0000			0.0000
Landscaping	3.8300e-003	3.8000e-004	0.0410	0.0000		1.5000e-004	1.5000e-004		1.5000e-004	1.5000e-004		0.0875	0.0875	2.3000e-004		0.0934
Total	**8.9397**	**3.8000e-004**	**0.0410**	**0.0000**		**1.5000e-004**	**1.5000e-004**		**1.5000e-004**	**1.5000e-004**		**0.0875**	**0.0875**	**2.3000e-004**		**0.0934**

6.2 Area by SubCategory

Mitigated

	ROG	NOx	CO	SO2	Fugitive PM10	Exhaust PM10	PM10 Total	Fugitive PM2.5	Exhaust PM2.5	PM2.5 Total	Bio- CO2	NBio- CO2	Total CO2	CH4	N2O	CO2e
SubCategory	lb/day										lb/day					
Architectural Coating	1.0159					0.0000	0.0000		0.0000	0.0000			0.0000			0.0000
Consumer Products	7.9200					0.0000	0.0000		0.0000	0.0000			0.0000			0.0000
Landscaping	3.8300e-003	3.8000e-004	0.0410	0.0000		1.5000e-004	1.5000e-004		1.5000e-004	1.5000e-004		0.0875	0.0875	2.3000e-004		0.0934
Total	**8.9397**	**3.8000e-004**	**0.0410**	**0.0000**		**1.5000e-004**	**1.5000e-004**		**1.5000e-004**	**1.5000e-004**		**0.0875**	**0.0875**	**2.3000e-004**		**0.0934**

7.0 Water Detail

7.1 Mitigation Measures Water

8.0 Waste Detail

8.1 Mitigation Measures Waste

9.0 Operational Offroad

Equipment Type	Number	Hours/Day	Days/Year	Horse Power	Load Factor	Fuel Type

10.0 Stationary Equipment

Fire Pumps and Emergency Generators

Equipment Type	Number	Hours/Day	Hours/Year	Horse Power	Load Factor	Fuel Type

Boilers

Equipment Type	Number	Heat Input/Day	Heat Input/Year	Boiler Rating	Fuel Type

User Defined Equipment

Equipment Type	Number

11.0 Vegetation

This page intentionally left blank

APPENDIX 3.6:

EMFAC 2017

EMFAC2017 Derived CalEEMod Annual Emission Rates: Year 2021[1,2]

Season	Pollutant	LDA	LDT1	LDT2	MDV	LHDT1	LHDT2	MHDT	HHDT	OBUS	UBUS	MCY	SBUS	MH
Annual	CH4_IDLEX	0	0	0	0	0.0058183	0.00425282	0.004913457	0.029180728	0.00906	0	0	0.0714282	0
Annual	CH4_RUNEX	0.0026622	0.0062082	0.0040565	0.0056007	0.0050096	0.003663309	0.005611295	0.143488843	0.0093584	7.2849709	0.3521134	0.0114268	0.0033605
Annual	CH4_STREX	0.0511764	0.0727858	0.0690132	0.0837837	0.016229	0.011586755	0.01208686	8.15026E-07	0.0230147	0.0337336	0.2374018	0.0071319	0
Annual	CO_IDLEX	0	0	0	0	0.1898945	0.155572043	0.38643527	5.390923897	0.5515108	0	0	2.7963869	0
Annual	CO_RUNEX	0.6772983	1.2596582	0.9115226	1.116694	0.5725131	0.409306589	0.508562417	0.835157213	1.0077586	27.896879	18.896761	1.0346099	0.3118554
Annual	CO_STREX	2.1133824	2.3237347	2.6897699	3.1190621	1.0861479	0.759714254	1.307966412	0.011132203	2.4359934	1.8117994	8.432182	1.0183561	0
Annual	CO2_NBIO_IDLEX	0	0	0	0	9.0516755	13.60684734	56.75144888	1057.870099	84.33171	0	0	356.18273	0
Annual	CO2_NBIO_RUNEX	265.51875	313.04658	341.01043	420.73475	667.71993	679.1017315	1086.342195	1517.437281	1422.0952	2044.628	214.48583	1128.8206	981.53223
Annual	CO2_NBIO_STREX	54.226592	65.113251	71.312111	86.719431	12.4108	10.0115083	12.85582774	0.086566412	20.276829	22.756268	60.108064	5.7940876	0
Annual	NOX_IDLEX	0	0	0	0	0.0605983	0.092760902	0.425018678	5.918100863	0.5205649	0	0	3.8198954	0
Annual	NOX_RUNEX	0.0383528	0.1007462	0.0735592	0.1026863	0.8116797	0.935087861	1.961193427	3.925745664	1.848041	4.0422211	1.120463	6.3320408	3.9089336
Annual	NOX_STREX[3]	0.1865516	0.263371	0.290118	0.3589188	0.3444016	0.248909147	1.103398402	1.993253306	0.6098473	0.2417472	0.2626822	0.550729	0
Annual	PM10_IDLEX	0	0	0	0	0.0007559	0.001197431	0.001450524	0.008487913	0.0020433	0	0	0.0063356	0
Annual	PM10_PMBW	0.03675	0.03675	0.03675	0.03675	0.07644	0.089180026	0.130340037	0.060168391	0.13034	0.0779153	0.01176	0.7448002	0.13034
Annual	PM10_PMTW	0.008	0.008	0.008	0.008	0.0096464	0.010448076	0.012000003	0.035070902	0.012	0.030341	0.004	0.0106332	0.016
Annual	PM10_RUNEX	0.0016723	0.002306	0.0016369	0.001785	0.0072149	0.01011673	0.053042719	0.050099556	0.0359005	0.0052916	0.0021162	0.0434156	0.0977156
Annual	PM10_STREX	0.0019248	0.0026454	0.001821	0.0019836	0.0002553	0.000149385	0.000119066	1.47834E-06	0.0001951	3.968E-05	0.0032682	6.512E-05	0
Annual	PM25_IDLEX	0	0	0	0	0.0007232	0.001145631	0.001387775	0.00812073	0.0019549	0	0	0.0060616	0
Annual	PM25_PMBW	0.01575	0.01575	0.01575	0.01575	0.03276	0.038220011	0.055860016	0.025786453	0.05586	0.0333923	0.00504	0.3192001	0.05586
Annual	PM25_PMTW	0.002	0.002	0.002	0.002	0.0024116	0.002612019	0.003000001	0.008767726	0.003	0.0075853	0.001	0.0026583	0.004
Annual	PM25_RUNEX	0.0015403	0.0021217	0.0015065	0.0016466	0.0068769	0.009664063	0.050742199	0.047932232	0.0343322	0.0050593	0.0019796	0.0415199	0.0934884
Annual	PM25_STREX	0.0017699	0.0024325	0.0016744	0.0018249	0.0002348	0.000137354	0.000109476	1.35928E-06	0.0001794	3.648E-05	0.0030806	5.987E-05	0
Annual	ROG_DIURN	0.0503098	0.1236004	0.0717055	0.0823723	0.0022568	0.00145685	0.000487315	5.80304E-06	0.0018494	0.0026629	1.1565654	0.0011352	0
Annual	ROG_HTSK	0.0959558	0.1943239	0.1224766	0.1402768	0.0719889	0.049492839	0.019666527	0.000242728	0.0212384	0.032411	0.7153915	0.0103435	0
Annual	ROG_IDLEX	0	0	0	0	0.0229506	0.018888472	0.023638021	0.412676086	0.0592205	0	0	0.3358753	0
Annual	ROG_RESTL	0.0483588	0.1061304	0.0755076	0.0901325	0.0014216	0.000933696	0.00032888	4.10628E-06	0.0009779	0.0018538	0.7240955	0.000575	0
Annual	ROG_RUNEX	0.01029	0.0271258	0.01626	0.024631	0.0467663	0.047975622	0.094206648	0.116035103	0.1001765	0.1083389	2.4024984	0.1364137	0.0723488
Annual	ROG_RUNLS	0.2055733	0.6601127	0.3928348	0.419184	0.4657035	0.303604887	0.097921591	0.001121198	0.2261676	0.2094232	2.071765	0.0700937	0
Annual	ROG_STREX	0.2291589	0.3626635	0.3182678	0.4108399	0.0788576	0.056226993	0.061400734	4.2665E-06	0.1188067	0.1464465	1.8179911	0.0418849	0
Annual	SO2_IDLEX	0	0	0	0	8.794E-05	0.000130569	0.000540325	0.009694121	0.0008033	0	0	0.0033995	0
Annual	SO2_RUNEX	0.0026267	0.0030978	0.0033737	0.0041596	0.0065213	0.006578388	0.01039974	0.013431586	0.0138022	0.0043416	0.0021225	0.0107991	0.009279
Annual	SO2_STREX	0.0005366	0.0006443	0.0007057	0.0008582	0.0001228	9.9072E-05	0.000127219	8.56645E-07	0.0002007	0.0002252	0.0005948	5.734E-05	0
Annual	TOG_DIURN	0.0503149	0.1236128	0.0717127	0.0823805	0.0022568	0.00145685	0.000487315	5.80304E-06	0.0018494	0.0026629	1.1565654	0.0011352	0
Annual	TOG_HTSK	0.0959653	0.1943433	0.1224889	0.1402908	0.0719889	0.049492839	0.019666527	0.000242728	0.0212384	0.032411	0.7153915	0.0103435	0
Annual	TOG_IDLEX	0	0	0	0	0.0325212	0.026056394	0.032381138	0.479881628	0.076582	0	0	0.4823253	0
Annual	TOG_RESTL	0.0483637	0.106141	0.0755152	0.0901415	0.0014216	0.000933696	0.00032888	4.10628E-06	0.0009779	0.0018538	0.7240955	0.000575	0
Annual	TOG_RUNEX	0.0149616	0.039542	0.0236825	0.0348608	0.0586731	0.057075185	0.109620566	0.271310933	0.1233614	7.4397864	2.9688012	0.165971	0.0823643
Annual	TOG_RUNLS	0.2055939	0.6601787	0.3928741	0.4192259	0.4657035	0.303604887	0.097921591	0.001121198	0.2261676	0.2094232	2.071765	0.0700937	0
Annual	TOG_STREX	0.2509488	0.3971475	0.3485321	0.4498754	0.0863392	0.06156148	0.067226075	4.67128E-06	0.1300784	0.1603404	1.9783863	0.0458587	0
Summer	CH4_IDLEX	0	0	0	0	0.0058302	0.004261536	0.004651502	0.030213878	0.0090787	0	0	0.071437	0
Summer	CH4_RUNEX	0.0028325	0.0065571	0.0043054	0.0059079	0.0050977	0.003700791	0.005647391	0.143490635	0.009494	7.2849994	0.3453667	0.0115597	0.0033605
Summer	CH4_STREX	0.0464351	0.0657139	0.0625838	0.0759224	0.0157155	0.011220824	0.011684026	7.82825E-07	0.0221876	0.0314866	0.2132976	0.0064082	0
Summer	CO_IDLEX	0	0	0	0	0.1898945	0.155572043	0.306998009	5.250641928	0.5262973	0	0	2.7492343	0
Summer	CO_RUNEX	0.738223	1.3602007	0.9898505	1.2032454	0.5814664	0.413051631	0.512509636	0.835641687	1.0234144	27.89857	18.172488	1.0499407	0.3118554
Summer	CO_STREX	1.8219035	1.9979302	2.3171433	2.6860249	1.0419007	0.728861372	1.246574526	0.010609711	2.311646	1.6059776	7.7377408	0.8411907	0
Summer	CO2_NBIO_IDLEX	0	0	0	0	9.0516755	13.60684734	57.73082646	1057.017712	84.934254	0	0	367.48083	0
Summer	CO2_NBIO_RUNEX	276.4037	324.17666	352.00379	432.27664	667.73607	679.1083559	1086.349145	1517.438097	1422.1229	2044.631	213.12379	1128.8479	981.53223
Summer	CO2_NBIO_STREX	53.687719	64.470641	70.614517	85.894284	12.33165	9.956181018	12.75090126	0.085737692	20.064702	22.39574	58.356221	5.4989568	0
Summer	NOX_IDLEX	0	0	0	0	0.0605983	0.092760902	0.428196473	5.778824464	0.5205055	0	0	3.9282039	0
Summer	NOX_RUNEX	0.0339295	0.0885966	0.0648912	0.0906285	0.7638127	0.883071004	1.85324123	3.718998106	1.7355231	4.0331874	0.9847034	5.9792455	3.7010381
Summer	NOX_STREX[3]	0.1734844	0.2449821	0.2698104	0.3338083	0.3307364	0.239033078	1.098777747	1.993196651	0.5998071	0.2317825	0.2496622	0.54766	0
Summer	PM10_IDLEX	0	0	0	0	0.0007559	0.001197431	0.001224758	0.007807302	0.0017267	0	0	0.005346	0
Summer	PM10_PMBW	0.03675	0.03675	0.03675	0.03675	0.07644	0.089180026	0.130340037	0.060168391	0.13034	0.0779153	0.01176	0.7448002	0.13034
Summer	PM10_PMTW	0.008	0.008	0.008	0.008	0.0096464	0.010448076	0.012000003	0.035070902	0.012	0.030341	0.004	0.0106332	0.016
Summer	PM10_RUNEX	0.0016723	0.002306	0.0016369	0.001785	0.0072149	0.01011673	0.053042719	0.050099556	0.0359005	0.0052916	0.0021162	0.0434156	0.0977156
Summer	PM10_STREX	0.0019248	0.0026454	0.001821	0.0019836	0.0002553	0.000149385	0.000119066	1.47834E-06	0.0001951	3.968E-05	0.0032682	6.512E-05	0
Summer	PM25_IDLEX	0	0	0	0	0.0007232	0.001145631	0.001171776	0.007469561	0.001652	0	0	0.0051148	0
Summer	PM25_PMBW	0.01575	0.01575	0.01575	0.01575	0.03276	0.038220011	0.055860016	0.025786453	0.05586	0.0333923	0.00504	0.3192001	0.05586
Summer	PM25_PMTW	0.002	0.002	0.002	0.002	0.0024116	0.002612019	0.003000001	0.008767726	0.003	0.0075853	0.001	0.0026583	0.004
Summer	PM25_RUNEX	0.0015403	0.0021217	0.0015065	0.0016466	0.0068769	0.009664063	0.050742199	0.047932232	0.0343322	0.0050593	0.0019796	0.0415199	0.0934884
Summer	PM25_STREX	0.0017699	0.0024325	0.0016744	0.0018249	0.0002348	0.000137354	0.000109476	1.35928E-06	0.0001794	3.648E-05	0.0030806	5.987E-05	0
Summer	ROG_DIURN	0.0739013	0.1813101	0.105323	0.1209751	0.0031604	0.002040503	0.000689465	8.51979E-06	0.0025309	0.0036376	1.7396862	0.0015477	0
Summer	ROG_HTSK	0.09825	0.2000483	0.1253489	0.1432522	0.0730327	0.050523824	0.02017116	0.000246164	0.0215333	0.0330443	0.7578991	0.0104269	0
Summer	ROG_IDLEX	0	0	0	0	0.0229506	0.018888472	0.022512789	0.429090582	0.0592601	0	0	0.3350709	0
Summer	ROG_RESTL	0.0665233	0.1466396	0.1029776	0.1229018	0.001945	0.001276555	0.000456027	6.08571E-06	0.0013344	0.0024726	1.1382663	0.0007854	0
Summer	ROG_RUNEX	0.0108593	0.0284841	0.0171334	0.025638	0.0472174	0.048135225	0.094367235	0.116046116	0.100848	0.1084206	2.3424882	0.1371051	0.0723488
Summer	ROG_RUNLS	0.1931798	0.6088256	0.364441	0.3904028	0.4496892	0.292449975	0.094013255	0.001101168	0.2201223	0.1890778	1.9400395	0.0631606	0
Summer	ROG_STREX	0.2061922	0.324992	0.2863157	0.3693945	0.0761719	0.054313389	0.05913185	4.10884E-06	0.11433	0.1362322	1.6220518	0.0376216	0
Summer	SO2_IDLEX	0	0	0	0	8.794E-05	0.000130569	0.000549754	0.009685096	0.000809	0	0	0.0035062	0
Summer	SO2_RUNEX	0.0027344	0.003208	0.0034825	0.0042738	0.0065214	0.006578454	0.010399809	0.013431594	0.0138025	0.0043416	0.002109	0.0107994	0.009279
Summer	SO2_STREX	0.0005313	0.000638	0.0006988	0.00085	0.000122	9.85245E-05	0.000126181	8.48444E-07	0.0001986	0.0002216	0.0005775	5.442E-05	0
Summer	TOG_DIURN	0.0739087	0.1813282	0.1053335	0.1209872	0.0031604	0.002040503	0.000689465	8.51979E-06	0.0025309	0.0036376	1.7396862	0.0015477	0
Summer	TOG_HTSK	0.0982598	0.2000683	0.1253615	0.1432665	0.0730327	0.050523824	0.02017116	0.000246164	0.0215333	0.0330443	0.7578991	0.0104269	0
Summer	TOG_IDLEX	0	0	0	0	0.0325212	0.026056394	0.030771904	0.498839249	0.076627	0	0	0.4814096	0
Summer	TOG_RESTL	0.0665299	0.1466542	0.1029879	0.1229141	0.001945	0.001276555	0.000456027	6.08571E-06	0.0013344	0.0024726	1.1382663	0.0007854	0
Summer	TOG_RUNEX	0.0157923	0.0415244	0.0249572	0.0363813	0.0593314	0.057308077	0.109854895	0.271327003	0.1243413	7.4399056	2.8968413	0.1669799	0.0823643
Summer	TOG_RUNLS	0.1931991	0.6088865	0.3644774	0.3904418	0.4496892	0.292449975	0.094013255	0.001101168	0.2201223	0.1890778	1.9400395	0.0631606	0
Summer	TOG_STREX	0.2257984	0.3558942	0.3135417	0.4044932	0.0833987	0.059466325	0.064741933	4.49866E-06	0.125177	0.1491571	1.7652286	0.0411909	0

Winter	CH4_IDLEX	0	0	0	0	0.0058161	0.004251174	0.005290456	0.018088907	0.0090542	0	0	0.0714766	0
Winter	CH4_RUNEX	0.0026083	0.0060953	0.0039776	0.0055001	0.0049859	0.003653327	0.005599216	0.005036142	0.0093186	7.2849643	0.3534373	0.0113893	0.0033605
Winter	CH4_STREX	0.0522025	0.0743172	0.0704044	0.0854827	0.0163345	0.011661969	0.012156186	8.22675E-07	0.0231971	0.0342054	0.2421179	0.0072358	0
Winter	CO_IDLEX	0	0	0	0	0.1898945	0.155572043	0.49740152	5.417119895	0.5863294	0	0	2.8615024	0
Winter	CO_RUNEX	0.6545061	1.2215436	0.8821253	1.0831327	0.5701406	0.408302138	0.507385586	0.459955504	1.003103	27.896473	19.005068	1.0301974	0.3118554
Winter	CO_STREX	2.1772594	2.395117	2.7715626	3.2140513	1.0928188	0.764438278	1.319688181	0.011232219	2.4558962	1.8485389	8.5477794	1.0348692	0
Winter	CO2_NBIO_IDLEX	0	0	0	0	9.0516755	13.60684734	55.39148043	1027.42313	83.499625	0	0	340.58058	0
Winter	CO2_NBIO_RUNEX	261.50256	308.93889	336.95399	416.47405	667.71564	679.0999518	1086.340122	1421.631547	1422.087	2044.6272	214.69965	1128.8128	981.53223
Winter	CO2_NBIO_STREX	54.344338	65.253393	71.464713	86.899703	12.42322	10.02031193	12.87617297	0.086725067	20.311668	22.821708	60.41943	5.822304	0
Winter	NOX_IDLEX	0	0	0	0	0.0605983	0.092760902	0.420629275	5.916808043	0.520647	0	0	3.6703265	0
Winter	NOX_RUNEX	0.0371798	0.097822	0.0713481	0.099625	0.7971096	0.918535607	1.924443435	3.778199659	1.8137951	4.0401893	1.0935445	6.222306	3.8362919
Winter	NOX_STREX[3]	0.1895455	0.2676021	0.2947739	0.3646814	0.3478185	0.251379846	1.104572503	1.993267702	0.6124416	0.2439934	0.2657706	0.5515208	0
Winter	PM10_IDLEX	0	0	0	0	0.0007559	0.001197431	0.001762295	0.008981556	0.0024806	0	0	0.0077023	0
Winter	PM10_PMBW	0.03675	0.03675	0.03675	0.03675	0.07644	0.089180026	0.130340037	0.058443069	0.13034	0.0779153	0.01176	0.7448002	0.13034
Winter	PM10_PMTW	0.008	0.008	0.008	0.008	0.0096464	0.010448076	0.012000003	0.034064883	0.012	0.030341	0.004	0.0106332	0.016
Winter	PM10_RUNEX	0.0016723	0.002306	0.0016369	0.001785	0.0072149	0.01011673	0.053042719	0.049949536	0.0359005	0.0052916	0.0021162	0.0434156	0.0977156
Winter	PM10_STREX	0.0019248	0.0026454	0.001821	0.0019836	0.0002553	0.000149385	0.000119066	1.47834E-06	0.0001951	3.968E-05	0.0032682	6.512E-05	0
Winter	PM25_IDLEX	0	0	0	0	0.0007232	0.001145631	0.001686059	0.008593018	0.0023733	0	0	0.0073691	0
Winter	PM25_PMBW	0.01575	0.01575	0.01575	0.01575	0.03276	0.038220011	0.055860016	0.025047029	0.05586	0.0333923	0.00504	0.3192001	0.05586
Winter	PM25_PMTW	0.002	0.002	0.002	0.002	0.0024116	0.002612019	0.003000001	0.008516221	0.003	0.0075853	0.001	0.0026583	0.004
Winter	PM25_RUNEX	0.0015403	0.0021217	0.0015065	0.0016466	0.0068769	0.009664063	0.050742199	0.047788702	0.0343322	0.0050593	0.0019796	0.0415199	0.0934884
Winter	PM25_STREX	0.0017699	0.0024325	0.0016744	0.0018249	0.0002348	0.000137354	0.000109476	1.35928E-06	0.0001794	3.648E-05	0.0030806	5.987E-05	0
Winter	ROG_DIURN	0.0500133	0.1261612	0.0694444	0.0790961	0.0023614	0.001501557	0.000498498	6.05885E-06	0.0019065	0.0025391	1.2834672	0.0011729	0
Winter	ROG_HTSK	0.1035185	0.2175179	0.1315211	0.1493888	0.08193	0.055421142	0.021230999	0.000270177	0.0225292	0.0342366	0.917545	0.0112433	0
Winter	ROG_IDLEX	0	0	0	0	0.0229506	0.018888472	0.025211404	0.389449216	0.0591659	0	0	0.3369861	0
Winter	ROG_RESTL	0.0483973	0.10636	0.075294	0.0900032	0.0014457	0.000932936	0.000331178	4.29774E-06	0.0009818	0.0017546	0.7646011	0.0005683	0
Winter	ROG_RUNEX	0.0100972	0.0266549	0.0159638	0.0242573	0.046643	0.047932128	0.094158493	0.106892355	0.0999751	0.1083194	2.41436	0.1362141	0.0723488
Winter	ROG_RUNLS	0.2341396	0.7794614	0.4587962	0.4862285	0.5049027	0.331002527	0.107667984	0.001194304	0.2418144	0.2555291	2.3757123	0.0853176	0
Winter	ROG_STREX	0.2340886	0.3707234	0.3251258	0.4197141	0.0794077	0.05661897	0.061926669	4.30304E-06	0.1197873	0.1485929	1.8565479	0.0424932	0
Winter	SO2_IDLEX	0	0	0	0	8.794E-05	0.000130569	0.00052723	0.009706584	0.0007954	0	0	0.0032521	0
Winter	SO2_RUNEX	0.0025869	0.0030572	0.0033336	0.0041175	0.0065212	0.006578371	0.010399719	0.013431584	0.0138021	0.0043416	0.0021246	0.010799	0.009279
Winter	SO2_STREX	0.0005378	0.0006457	0.0007072	0.0008599	0.0001229	9.91591E-05	0.00012742	8.58215E-07	0.000201	0.0002258	0.0005979	5.762E-05	0
Winter	TOG_DIURN	0.0500183	0.1261738	0.0694513	0.079104	0.0023614	0.001501557	0.000498498	6.05885E-06	0.0019065	0.0025391	1.2834672	0.0011729	0
Winter	TOG_HTSK	0.1035288	0.2175396	0.1315343	0.1494037	0.08193	0.055421142	0.021230999	0.000270177	0.0225292	0.0342366	0.917545	0.0112433	0
Winter	TOG_IDLEX	0	0	0	0	0.0325212	0.026056394	0.034631855	0.443358287	0.0765198	0	0	0.48359	0
Winter	TOG_RESTL	0.0484021	0.1063707	0.0753015	0.0900122	0.0014457	0.000932936	0.000331178	4.29774E-06	0.0009818	0.0017546	0.7646011	0.0005683	0
Winter	TOG_RUNEX	0.0146803	0.0388551	0.0232503	0.034307	0.0584933	0.05701172	0.1095503	0.121846151	0.1230676	7.4397579	2.9829679	0.1656798	0.0823643
Winter	TOG_RUNLS	0.234163	0.7795393	0.4588421	0.4862771	0.5049027	0.331002527	0.107667984	0.001194304	0.2418144	0.2555291	2.3757123	0.0853176	0
Winter	TOG_STREX	0.2563472	0.4059737	0.3560422	0.4595926	0.0869414	0.061990646	0.067801908	4.71129E-06	0.1311521	0.1626905	2.0203338	0.0465247	0

1 Source: California Air Resources Board. EMFAC2017 Web Database. https://www.arb.ca.gov/emfac/2017/; California Air Pollution Control Officers Association (CAPCOA). 2017, November. California Emissions Estimator Model User's Guide, Version 2016.3.2, Appendix A.

2 Unless otherwise noted, per CalEEMod methodology, the calculated CalEEMod emission rates are derived from the emission rates obtained using the EMFAC2017 Web Database for the Orange County region .

3 Because EMFAC2017 provides vehicle trips data for MHDT and HHDT diesel trucks, the formula provided in Appendix A of the CalEEMod User's Guide in calculating the NO_x STREX emission rates are utilized.

This page intentionally left blank

APPENDIX 3.7:

SCAQMD AMICUS BRIEF

S219783

IN THE SUPREME COURT OF C ALIFORNIA

SIERRA CLUB, REVIVE THE SAN JOAQUIN, and
LEAGUE OF WOMEN VOTERS OF FRESNO,

Plaintiffs and Appellants,

v.

COUNTY OF FRESNO,

Defendant and Respondent,

and,

FRIANT RANCH, L.P.,

Real Party in Interest and Respondent.

SUPREME COURT
FILED

APR 13 2015

Frank A. McGuire Clerk

Deputy

After a Published Decision by the Court of Appeal, filed May 27, 2014
Fifth Appellate District Case No. F066798

Appeal from the Superior Court of California, County of Fresno
Case No. 11CECG00726
Honorable Rosendo A. Pena, Jr.

APPLICATION OF THE SOUTH COAST AIR QUALITY MANAGEMENT DISTRICT FOR LEAVE TO FILE BRIEF OF *AMICUS CURIAE* IN SUPPORT OF NEITHER PARTY AND *[PROPOSED]* BRIEF OF *AMICUS CURIAE*

Kurt R. Wiese, General Counsel (SBN 127251)
*Barbara Baird, Chief Deputy Counsel (SBN 81507)
SOUTH COAST AIR QUALITY MANAGEMENT DISTRICT
21865 Copley Drive, Diamond Bar, CA 91765
Telephone: 909-396-2302; Facsimile: 909-396-2961
Email: bbaird@aqmd.gov
Counsel for [Proposed] Amicus Curiae,
SOUTH COAST AIR QUALITY MANAGEMENT DISTRICT

RECEIVED

APR - 6 2015

CLERK SUPREME COURT

TABLE OF CONTENTS

APPLICATION FOR LEAVE TO FILE *amicus curiae* brief..... App-1

HOW THIS BRIEF WILL ASSIST THE COURT App-1

STATEMENT OF INTEREST OF *AMICUS CURIAE* App-3

CERTIFICATION REGARDING AUTHORSHIP & FUNDING App-4

BRIEF OF AMICUS CURIAE 1

SUMMARY OF ARGUMENT 1

ARGUMENT 2

I. RELEVANT FACTUAL AND LEGAL FRAMEWORK. 2

A. Air Quality Regulatory Background 2

B. The SCAQMD's Role Under CEQA 6

II. THIS COURT SHOULD NOT SET A HARD-AND-FAST RULE CONCERNING THE EXTENT TO WHICH AN EIR MUST CORRELATE A PROJECT'S EMISSION OF POLLUTANTS WITH RESULTING HEALTH IMPACTS..... 8

III. THE QUESTION OF WHETHER AN EIR CONTAINS SUFFICIENT ANALYSIS TO MEET CEQA'S REQUIREMENTS IS A MIXED QUESTION OF FACT AND LAW GOVERNED BY TWO DIFFERENT STANDARDS OF REVIEW. 16

A. Standard of Review for Feasibility Determination and Sufficiency as an Informative Document 16

B. Friant Ranch's Rationale for Rejecting the Independent Judgment Standard of Review is Unsupported by Case Law. 23

IV. COURTS MUST SCRUPULOUSLY ENFORCE THE REQUIREMENTS THAT LEAD AGENCIES CONSULT WITH AND OBTAIN COMMENTS FROM AIR DISTRICTS 26

CONCLUSION 29

TABLE OF AUTHORITIES

State Cases

Association of Irritated Residents v. County of Madera (2003)
107 Cal App.4th 1383 ..... 1, 9

Bakersfield Citizens for Local Control v. City of Bakersfield (2004)
124 Cal.App.4th 1184 ..... 9, 22

Berkeley Keep Jets Over the Bay v. Board of Port Commissioners
(2007) 91 Cal.App.4th 1344 ..... 21, 28

Center for Biological Diversity v. County of San Bernardino (2010)
185 Cal.App.4th 866. 20

Citizens of Goleta Valley v. Bd. of Supervisors (1990)
52 Cal.3d 553 8-9

County of Amador v. El Dorado County Water Agency (1999)
76 Cal.App.4th 931 23

Crocker National Bank v. City and County of San Francisco (1989)
49 Cal.3d 881 18

Ebbetts Pass Forest Watch v. California Dept. of Forestry & Fire Protection (2008) 43 Cal.4th 936 21

Fall River Wild Trout Foundation v. County of Shasta, (1999)
70 Cal.App.4th 482 ..... 27, 28

Gray v. County of Madera (2008)
167 Cal.App.4th 1099 25

Laurel Heights Improvement Assn. v. Regents of the Univ of Cal. ("*Laurel Heights I*")
(1988) 47 Cal.3d 376 ..... 1, 8, 19, 20, 21, 22

Natural Res. Def. Council v SCAQMD,
Los Angeles Superior Court No. BS110792 12

Neighbors for Smart Rail v. Exposition Metro Line (2013)
57 Cal.4th 439 ..... 15, 20

State Cases (cont'd)

Orange County Air Pollution Control District v. Public Util. Com.
(1971) 4 Cal.3d 945 27

Save Our Peninsula Comm. v. Monterey County Bd. of Supervisors
(2001) 87 Cal.App.4th 99 19

Schenck v. County of Sonoma (2011)
198 Cal.App.4th 949 ..... 26, 27

Sierra Club v. County of Fresno (2014)
226 Cal.App.4th 704 (superseded by grant of review)
172 Cal.Rptr.3d 271 ..... 9, 23

Sierra Club v. State Bd. Of Forestry (1994)
7 Cal.4th 1215 28

Uphold Our Heritage v. Town of Woodside (2007)
147 Cal.App.4th 587 20

Vineyard Area Citizens for Responsible Growth, Inc.
v. City of Rancho Cordova (2007)
40 Cal.4th 412 ..... 1, 17, 19, 24, 25, 26

Western Oil & Gas Assn. v. Monterey Bay Unified APCD (1989)
49 Cal.3d 408 5

California Statutes

Health & Saf. Code § 39666 5
Health & Saf. Code § 40000 3
Health & Saf. Code § 40001 3
Health & Saf. Code § 40410 3
Health & Saf. Code §§ 40460, et seq 4
Health & Saf. Code § 41508 5
Health & Saf. Code §§ 42300, et seq 5
Health & Saf. Code § 44320 5
Health & Saf. Code § 44322 5
Health & Saf. Code § 44360 5
Pub. Resources Code § 20180.3 27
Pub. Resources Code § 21061 19
Pub. Resources Code § 21061.1 16

California Statutes (cont'd)

Pub. Resources Code § 21080 6
Pub. Resources Code § 21080.5 6
Pub. Resources Code § 21083.1 26
Pub. Resources Code § 21100 27
Pub. Resources Code § 21104 ..... 6, 7 26
Pub. Resources Code §§ 21150-21154 7
Pub. Resources Code § 21151.8 25
Pub. Resources Code § 21153 ..... 6, 7, 26

California Regulations

Cal. Code Regs., tit. 14, §§ 15000, et seq. ("CEQA Guidelines")

CEQA Guidelines § 15050 6
CEQA Guidelines § 15051 ..... 1, 6
CEQA Guidelines § 15073 6
CEQA Guidelines § 15086 6
CEQA Guidelines § 15088.5 28
CEQA Guidelines § 15096 6
CEQA Guidelines § 15126.2 25
CEQA Guidelines § 15131 26
CEQA Guidelines § 15144 ..... 19, 24
CEQA Guidelines § 15151 ..... 9, 18, 19
CEQA Guidelines § 15204 ..... 1, 9, 21
CEQA Guidelines § 15251 6
CEQA Guidelines § 15366 7
CEQA Guidelines § 15381 6

Cal. Code Regs., tit. 17, § 60104 3

Federal Statutes

42 U.S.C. § 7401; CAA § 101 4
42 U.S.C. § 7408; CAA § 108 3
42 U.S.C. § 7409; CAA § 109 4
42 U.S.C. § 7410; CAA § 110 ..... 4, 5
42 U.S.C. § 7412; CAA § 112 5
42 U.S.C. § 7502; CAA § 172 ..... 5, 13
42 U.S.C. § 7503; CAA § 173 ..... 5, 13
42 U.S.C. § 7511a; CAA § 182 13
42 U.S.C. § 7521; CAA § 202 4
42 U.S.C. § 7543; CAA § 209 4
42 U.S.C. § 7547; CAA § 213 4

Rules

SCAQMD Rule 1303 7
SCAQMD Rule 1401 ..... 5, 8, 9

Other

Association of Environmental Professionals, 2015 CEQA Statute and Guidelines (2015) (Appendix G, "Environmental Checklist Form." 24

CARB, *Health Impacts Analysis: PM Premature Death Relationship* 14

CARB, *Health Impacts Analysis: PM Mortality Relationship* 16

CARB, Resolution 98-35, Aug. 27, 1998 8

SCAQMD, *Air Quality Analysis Handbook* 13

SCAQMD, *Final 2012 AQMP (Feb. 2013)* 3, 11

SCAQMD, *Final Subsequent Mitigated Negative Declaration for: Warren E&P, Inc. WTU Central Facility, New Equipment Project (certified July 19, 2011)* 14-15

SCAQMD Governing Board Agenda, February 4, 2011, Agenda Item 26, *Assessment for: Re-adoption of Proposed Rule 1315 – Federal New Source Review Tracking System,* 12

SCAQMD Governing Board Agenda, April 3, 2015, Agenda Item 16, Attachment A 7

SCAQMD, Health Risk Assessment Summary form 10

SCAQMD, *Supplemental Guidelines for Preparing Risk Assessments for the Air Toxics "Hot Spots" Information and Assessment Act (AB2588)* 10

U.S. EPA, Ground Level Ozone 11

U.S. EPA, *Guideline on Ozone Monitoring Site Selection* (Aug. 1998) EPA-454/R-98-002 § 5.1.2 11

U.S. EPA, *Health Effects of Ozone in the General Population,* Figure 9, ... 11

U.S. EPA, National Ambient Air Quality Standards (NAAQS) 4

U.S. EPA, Particulate Matter (PM) 4

TO THE HONORABLE CHIEF JUSTICE AND JUSTICES OF THE SUPREME COURT:

APPLICATION FOR LEAVE TO FILE *AMICUS CURIAE* BRIEF

Pursuant to Rule 8.520(f) of the California Rules of Court, the South Coast Air Quality Management District (SCAQMD) respectfully requests leave to file the attached *amicus curiae* brief. Because SCAQMD's position differs from that of either party, we request leave to submit this amicus brief in support of neither party.

HOW THIS BRIEF WILL ASSIST THE COURT

SCAQMD's proposed amicus brief takes a position on two of the issues in this case. In both instances, its position differs from that of either party. The issues are:

1) Does the California Environmental Quality Act (CEQA) require an environmental impact report (EIR) to correlate a project's air pollution emissions with specific levels of health impacts?
2) What is the proper standard of review for determining whether an EIR provides sufficient information on the health impacts caused by a project's emission of air pollutants?

This brief will assist the Court by discussing the practical realities of correlating identified air quality impacts with specific health outcomes. In short, CEQA requires agencies to provide detailed information about a project's air quality impacts that is sufficient for the public and decisionmakers to adequately evaluate the project and meaningfully understand its impacts. However, the level of analysis is governed by a rule of reason; CEQA only requires agencies to conduct analysis if it is reasonably feasible to do so.

With regard to health-related air quality impacts, an analysis that correlates a project's air pollution emissions with specific levels of health impacts will be feasible in some cases but not others. Whether it is feasible depends on a variety of factors, including the nature of the project and the nature of the analysis under consideration. The feasibility of analysis may also change over time as air districts and others develop new tools for measuring projects' air quality related health impacts. Because SCAQMD has among the most sophisticated air quality modeling and health impact evaluation capability of any of the air districts in the State, it is uniquely situated to express an opinion on the extent to which the Court should hold that CEQA requires lead agencies to correlate air quality impacts with specific health outcomes.

SCAQMD can also offer a unique perspective on the question of the appropriate standard of review. SCAQMD submits that the proper standard of review for determining whether an EIR is sufficient as an informational document is more nuanced than argued by either party. In our view, this is a mixed question of fact and law. It includes determining whether additional analysis is feasible, which is primarily a factual question that should be reviewed under the substantial evidence standard. However, it also involves determining whether the omission of a particular analysis renders an EIR insufficient to serve CEQA's purpose as a meaningful, informational document. If a lead agency has not determined that a requested analysis is infeasible, it is the court's role to determine whether the EIR nevertheless meets CEQA's purposes, and courts should not defer to the lead agency's conclusions regarding the legal sufficiency of an EIR's analysis. The ultimate question of whether an EIR's analysis is "sufficient" to serve CEQA's informational purposes is predominately a question of law that courts should review de novo.

This brief will explain the rationale for these arguments and may assist the Court in reaching a conclusion that accords proper respect to a lead agency's factual conclusions while maintaining judicial authority over the ultimate question of what level of analysis CEQA requires.

STATEMENT OF INTEREST OF *AMICUS CURIAE*

The SCAQMD is the regional agency primarily responsible for air pollution control in the South Coast Air Basin, which consists of all of Orange County and the non-desert portions of the Los Angeles, Riverside, and San Bernardino Counties. (Health & Saf. Code § 40410; Cal. Code Regs., tit. 17, § 60104.) The SCAQMD participates in the CEQA process in several ways. Sometimes it acts as a lead agency that prepares CEQA documents for projects. Other times it acts as a responsible agency when it has permit authority over some part of a project that is undergoing CEQA review by a different lead agency. Finally, SCAQMD also acts as a commenting agency for CEQA documents that it receives because it is a public agency with jurisdiction by law over natural resources affected by the project.

In all of these capacities, SCAQMD will be affected by the decision in this case. SCAQMD sometimes submits comments requesting that a lead agency perform an additional type of air quality or health impacts analysis. On the other hand, SCAQMD sometimes determines that a particular type of health impact analysis is not feasible or would not produce reliable and informative results. Thus, SCAQMD will be affected by the Court's resolution of the extent to which CEQA requires EIRs to correlate emissions and health impacts, and its resolution of the proper standard of review.

CERTIFICATION REGARDING AUTHORSHIP AND FUNDING

No party or counsel in the pending case authored the proposed amicus curiae brief in whole or in part, or made any monetary contribution intended to fund the preparation or submission of the brief. No person or entity other than the proposed *Amicus Curiae* made any monetary contribution intended to fund the preparation or submission of the brief.

Respectfully submitted,

DATED: April 3, 2015

SOUTH COAST AIR QUALITY
MANAGEMENT DISTRICT
KURT R. WIESE, GENERAL COUNSEL
BARBARA BAIRD, CHIEF DEPUTY COUNSEL

By: Barbara Baird
Barbara Baird
Attorneys for [proposed] Amicus Curiae
SOUTH COAST AIR QUALITY
MANAGEMENT DISTICT

BRIEF OF AMICUS CURIAE

SUMMARY OF ARGUMENT

The South Coast Air Quality Management District (SCAQMD) submits that this Court should not try to establish a hard-and-fast rule concerning whether lead agencies are required to correlate emissions of air pollutants with specific health consequences in their environmental impact reports (EIR). The level of detail required in EIRs is governed by a few, core CEQA (California Environmental Quality Act) principles. As this Court has stated, "[a]n EIR must include detail sufficient to enable those who did not participate in its preparation to understand and to consider meaningfully the issues raised by the proposed project." (*Laurel Heights Improvement Assn. v. Regents of the Univ of Cal.* (1988) 47 Cal.3d 376, 405 ["*Laurel Heights I*"]) Accordingly, "an agency must use its best efforts to find out and disclose all that it reasonably can." (*Vineyard Area Citizens for Responsible Growth, Inc. v. City of Rancho Cordova* (2007) 40 Cal.4th 412, 428 (quoting CEQA Guidelines § 15144)[1].). However, "[a]nalysis of environmental effects need not be exhaustive, but will be judged in light of what is reasonably feasible." (*Association of Irritated Residents v. County of Madera* (2003) 107 Cal.App.4th 1383, 1390; CEQA Guidelines §§ 15151, 15204(a).)

With regard to analysis of air quality related health impacts, EIRs must generally quantify a project's pollutant emissions, but in some cases it is not feasible to correlate these emissions to specific, quantifiable health impacts (e.g., premature mortality; hospital admissions). In such cases, a general description of the adverse health impacts resulting from the pollutants at issue may be sufficient. In other cases, due to the magnitude

---

[1] The CEQA Guidelines are found at Cal. Code Regs., tit. 14 §§ 15000, *et seq*.

or nature of the pollution emissions, as well as the specificity of the project involved, it may be feasible to quantify health impacts. Or there may be a less exacting, but still meaningful analysis of health impacts that can feasibly be performed. In these instances, agencies should disclose those impacts.

SCAQMD also submits that whether or not an EIR complies with CEQA's informational mandates by providing sufficient, feasible analysis is a mixed question of fact and law. Pertinent here, the question of whether an EIR's discussion of health impacts from air pollution is sufficient to allow the public to understand and consider meaningfully the issues involves two inquiries: (1) Is it feasible to provide the information or analysis that a commenter is requesting or a petitioner is arguing should be required?; and (2) Even if it is feasible, is the agency relying on other policy or legal considerations to justify not preparing the requested analysis? The first question of whether an analysis is feasible is primarily a question of fact that should be judged by the substantial evidence standard. The second inquiry involves evaluating CEQA's information disclosure purposes against the asserted reasons to not perform the requested analysis. For example, an agency might believe that its EIR meets CEQA's informational disclosure standards even without a particular analysis, and therefore choose not to conduct that analysis. SCAQMD submits that this is more of a legal question, which should be reviewed de novo as a question of law.

ARGUMENT

I. RELEVANT FACTUAL AND LEGAL FRAMEWORK.

A. Air Quality Regulatory Background

The South Coast Air Quality Management District (SCAQMD) is one of the local and regional air pollution control districts and air quality

management districts in California. The SCAQMD is the regional air pollution agency for the South Coast Air Basin, which consists of all of Orange County and the non-desert portions of Los Angeles, Riverside, and San Bernardino Counties. (Health & Saf. Code § 40410, 17 Cal. Code Reg. § 60104.) The SCAQMD also includes the Coachella Valley in Riverside County (Palm Springs area to the Salton Sea). (SCAQMD, *Final 2012 AQMP (Feb. 2013)*, http://www.aqmd.gov/home/library/clean-air-plans/air-quality-mgt-plan/final-2012-air-quality-management-plan; then follow "chapter 7" hyperlink; pp 7-1, 7-3 (last visited Apr. 1, 2015).) The SCAQMD's jurisdiction includes over 16 million residents and has the worst or nearly the worst air pollution levels in the country for ozone and fine particulate matter. (SCAQMD, *Final 2012 AQMP (Feb. 2013)*, http://www.aqmd.gov/home/library/clean-air-plans/air-quality-mgt-plan/final-2012-air-quality-management-plan; then follow "Executive Summary" hyperlink p. ES-1 (last visited Apr. 1, 2015).)

Under California law, the local and regional districts are primarily responsible for controlling air pollution from all sources except motor vehicles. (Health & Saf. Code § 40000.) The California Air Resources Board (CARB), part of the California Environmental Protection Agency, is primarily responsible for controlling pollution from motor vehicles. (*Id.*) The air districts must adopt rules to achieve and maintain the state and federal ambient air quality standards within their jurisdictions. (Health & Saf. Code § 40001.)

The federal Clean Air Act (CAA) requires the United States Environmental Protection Agency (EPA) to identify pollutants that are widely distributed and pose a threat to human health, developing a so-called "criteria" document. (42 U.S.C. § 7408; CAA § 108.) These pollutants are frequently called "criteria pollutants." EPA must then establish "national ambient air quality standards" at levels "requisite to protect public health",

allowing "an adequate margin of safety." (42 U.S.C. § 7409; CAA § 109.) EPA has set standards for six identified pollutants: ozone, nitrogen dioxide, sulfur dioxide, carbon monoxide, particulate matter (PM), and lead. (U.S. EPA, National Ambient Air Quality Standards (NAAQS), http://www.epa.gov/air/criteria.html (last updated Oct. 21, 2014).)[2]

Under the Clean Air Act, EPA sets emission standards for motor vehicles and "nonroad engines" (mobile farm and construction equipment, marine vessels, locomotives, aircraft, etc.). (42 U.S.C. §§ 7521, 7547; CAA §§ 202, 213.) California is the only state allowed to establish emission standards for motor vehicles and most nonroad sources; however, it may only do so with EPA's approval. (42 U.S.C. §§ 7543(b), 7543(e); CAA §§ 209(b), 209(c).) Sources such as manufacturing facilities, power plants and refineries that are not mobile are often referred to as "stationary sources." The Clean Air Act charges state and local agencies with the primary responsibility to attain the national ambient air quality standards. (42 U.S.C. § 7401(a)(3); CAA § 101(a)(3).) Each state must adopt and implement a plan including enforceable measures to achieve and maintain the national ambient air quality standards. (42 U.S.C. § 7410; CAA § 110.) The SCAQMD and CARB jointly prepare portion of the plan for the South Coast Air Basin and submit it for approval by EPA. (Health & Saf. Code §§ 40460, et seq.)

The Clean Air Act also requires state and local agencies to adopt a permit program requiring, among other things, that new or modified "major" stationary sources use technology to achieve the "lowest achievable emission rate," and to control minor stationary sources as

---

[2] Particulate matter (PM) is further divided into two categories: fine particulate or $PM_{2.5}$ (particles with a diameter of less than or equal to 2.5 microns) and coarse particulate (PM_{10}) (particles with a diameter of 10 microns or less). (U.S. EPA, Particulate Matter (PM), http://www.epa.gov/airquality/particlepollution/ (last visited Apr. 1, 2015).)

needed to help attain the standards. (42 U.S.C. §§ 7502(c)(5), 7503(a)(2), 7410(a)(2)(C); CAA §§ 172(c)(5), 173(a)(2), 110(a)(2)(C).) The air districts implement these permit programs in California. (Health & Saf. Code §§ 42300, et seq.)

The Clean Air Act also sets out a regulatory structure for over 100 so-called "hazardous air pollutants" calling for EPA to establish "maximum achievable control technology" (MACT) for sources of these pollutants. (42 U.S.C. § 7412(d)(2); CAA § 112(d)(2).) California refers to these pollutants as "toxic air contaminants" (TACs) which are subject to two state-required programs. The first program requires "air toxics control measures" for specific categories of sources. (Health & Saf. Code § 39666.) The other program requires larger stationary sources and sources identified by air districts to prepare "health risk assessments" for impacts of toxic air contaminants. (Health & Saf. Code §§ 44320(b), 44322, 44360.) If the health risk exceeds levels identified by the district as "significant," the facility must implement a "risk reduction plan" to bring its risk levels below "significant" levels. Air districts may adopt additional more stringent requirements than those required by state law, including requirements for toxic air contaminants. (Health & Saf. Code § 41508; *Western Oil & Gas Assn. v. Monterey Bay Unified APCD* (1989) 49 Cal.3d 408, 414.) For example, SCAQMD has adopted a rule requiring new or modified sources to keep their risks below specified levels and use best available control technology (BACT) for toxics. (SCAQMD, *Rule 1401-New Source Review of Toxic Air Contaminants*, http://www.aqmd.gov/home/regulations/rules/scaqmd-rule-book/regulation-xiv; then follow "Rule 1401" hyperlink (last visited Apr. 1, 2015).)

B. The SCAQMD's Role Under CEQA

The California Environmental Quality Act (CEQA) requires public agencies to perform an environmental review and appropriate analysis for projects that they implement or approve. (Pub. Resources Code § 21080(a).) The agency with primary approval authority for a particular project is generally the "lead agency" that prepares the appropriate CEQA document. (CEQA Guidelines §§ 15050, 15051.) Other agencies having a subsequent approval authority over all or part of a project are called "responsible" agencies that must determine whether the CEQA document is adequate for their use. (CEQA Guidelines §§ 15096(c), 15381.) Lead agencies must also consult with and circulate their environmental impact reports to "trustee agencies" and agencies "with jurisdiction by law" including "authority over resources which may be affected by the project." (Pub. Resources Code §§ 21104(a), 21153; CEQA Guidelines §§ 15086(a)(3), 15073(c).) The SCAQMD has a role in all these aspects of CEQA.

Fulfilling its responsibilities to implement its air quality plan and adopt rules to attain the national ambient air quality standards, SCAQMD adopts a dozen or more rules each year to require pollution reductions from a wide variety of sources. The SCAQMD staff evaluates each rule for any adverse environmental impact and prepares the appropriate CEQA document. Although most rules reduce air emissions, they may have secondary environmental impacts such as use of water or energy or disposal of waste—e.g., spent catalyst from control equipment.[3]

---

[3] The SCAQMD's CEQA program for its rules is a "Certified Regulatory Program" under which it prepares a "functionally equivalent" document in lieu of a negative declaration or EIR. (Pub. Resources Code § 21080.5, CEQA Guidelines § 15251(l).)

The SCAQMD also approves a large number of permits every year to construct new, modified, or replacement facilities that emit regulated air pollutants. The majority of these air pollutant sources have already been included in an earlier CEQA evaluation for a larger project, are currently being evaluated by a local government as lead agency, or qualify for an exemption. However, the SCAQMD sometimes acts as lead agency for major projects where the local government does not have a discretionary approval. In such cases, SCAQMD prepares and certifies a negative declaration or environmental impact report (EIR) as appropriate.[4] SCAQMD evaluates perhaps a dozen such permit projects under CEQA each year. SCAQMD is often also a "responsible agency" for many projects since it must issue a permit for part of the projects (e.g., a boiler used to provide heat in a commercial building). For permit projects evaluated by another lead agency under CEQA, SCAQMD has the right to determine that the CEQA document is inadequate for its purposes as a responsible agency, but it may not do so because its permit program already requires all permitted sources to use the best available air pollution control technology. (SCAQMD, *Rule 1303(a)(1) – Requirements*, http://www.aqmd.gov/home/regulations/rules/scaqmd-rule-book/regulation-xiii; then follow "Rule 1303" hyperlink (last visited Apr. 1, 2015).)

Finally, SCAQMD receives as many as 60 or more CEQA documents each month (around 500 per year) in its role as commenting agency or an agency with "jurisdiction by law" over air quality—a natural resource affected by the project. (Pub. Resources Code §§ 21104(a), 21153; CEQA Guidelines § 15366(a)(3).) The SCAQMD staff provides comments on as many as 25 or 30 such documents each month.

---

[4] The SCAQMD's permit projects are not included in its Certified Regulatory Program, and are evaluated under the traditional local government CEQA analysis. (Pub. Resources Code §§ 21150-21154.)

(SCAQMD Governing Board Agenda, Apr. 3, 2015, Agenda Item 16, Attachment A, http://www.aqmd.gov/home/library/meeting-agendas-minutes/agenda?title=governing-board-meeting-agenda-april-3-2015; then follow "16. Lead Agency Projects and Environmental Documents Received by SCAQMD" hyperlink (last visited Apr. 1, 2015).) Of course, SCAQMD focuses its commenting efforts on the more significant projects.

Typically, SCAQMD comments on the adequacy of air quality analysis, appropriateness of assumptions and methodology, and completeness of the recommended air quality mitigation measures. Staff may comment on the need to prepare a health risk assessment detailing the projected cancer and noncancer risks from toxic air contaminants resulting from the project, particularly the impacts of diesel particulate matter, which CARB has identified as a toxic air contaminant based on its carcinogenic effects. (California Air Resources Board, Resolution 98-35, Aug. 27, 1998, http://www.arb.ca.gov/regact/diesltac/diesltac.htm; then follow Resolution 98-35 hyperlink (last visited Apr. 1, 2015).) Because SCAQMD already requires new or modified stationary sources of toxic air contaminants to use the best available control technology for toxics and to keep their risks below specified levels, (SCAQMD Rule 1401, supra, note 15), the greatest opportunity to further mitigate toxic impacts through the CEQA process is by reducing emissions—particularly diesel emissions—from vehicles.

II. THIS COURT SHOULD NOT SET A HARD-AND-FAST RULE CONCERNING THE EXTENT TO WHICH AN EIR MUST CORRELATE A PROJECT'S EMISSION OF POLLUTANTS WITH RESULTING HEALTH IMPACTS.

Numerous cases hold that courts do not review the correctness of an EIR's conclusions but rather its sufficiency as an informative document. (*Laurel Heights 1*, *supra*, 47 Cal.3d at p. 392; *Citizens of Goleta Valley v.*

Bd. of Supervisors (1990) 52 Cal.3d 553, 569; *Bakersfield Citizens for Local Control v. City of Bakersfield* (2004) 124 Cal.App.4th 1184, 1197.)

As stated by the Court of Appeal in this case, where an EIR has addressed a topic, but the petitioner claims that the information provided about that topic is insufficient, courts must "draw[] a line that divides *sufficient* discussions from those that are *insufficient*." (*Sierra Club v. County of Fresno* (2014) 226 Cal.App.4th 704 (superseded by grant of review) 172 Cal.Rptr.3d 271, 290.) The Court of Appeal readily admitted that "[t]he terms themselves – sufficient and insufficient – provide little, if any, guidance as to where the line should be drawn. They are simply labels applied once the court has completed its analysis." (*Id.*)

The CEQA Guidelines, however, provide guidance regarding what constitutes a sufficient discussion of impacts. Section 15151 states that "the sufficiency of an EIR is to be reviewed in light of what is reasonably feasible." Case law reflects this: "Analysis of environmental effects need not be exhaustive, but will be judged in light of what was reasonably feasible." (*Association of Irritated Residents v. County of Madera, supra,* 107 Cal.App.4th at p. 1390; see also CEQA Guidelines § 15204(a).)

Applying this test, this Court cannot realistically establish a hard-and-fast rule that an analysis correlating air pollution impacts of a project to quantified resulting health impacts is always required, or indeed that it is never required. Simply put, in some cases such an analysis will be "feasible"; in some cases it will not.

For example, air pollution control districts often require a proposed new source of toxic air contaminants to prepare a "health risk assessment" before issuing a permit to construct. District rules often limit the allowable cancer risk the new source may cause to the "maximally exposed individual" (worker and residence exposures). (*See, e.g.*, SCAQMD Rule 1401(c)(8); 1401(d)(1), *supra* note 15.) In order to perform this analysis, it

is necessary to have data regarding the sources and types of air toxic contaminants, location of emission points, velocity of emissions, the meteorology and topography of the area, and the location of receptors (worker and residence). (SCAQMD, *Supplemental Guidelines for Preparing Risk Assessments for the Air Toxics "Hot Spots" Information and Assessment Act (AB2588), pp. 11-16*; (last visited Apr. 1, 2015) http://www.aqmd.gov/home/library/documents-support-material; "Guidelines" hyperlink; AB2588; then follow AB2588 Risk Assessment Guidelines hyperlink.)

Thus, it is feasible to determine the health risk posed by a new gas station locating at an intersection in a mixed use area, where receptor locations are known. On the other hand, it may not be feasible to perform a health risk assessment for airborne toxics that will be emitted by a generic industrial building that was built on "speculation" (i.e., without knowing the future tenant(s)). Even where a health risk assessment can be prepared, however, the resulting maximum health risk value is only a calculation of risk—it does not necessarily mean anyone will contract cancer as a result of the project.

In order to find the "cancer burden" or expected additional cases of cancer resulting from the project, it is also necessary to know the numbers and location of individuals living within the "zone of impact" of the project: i.e., those living in areas where the projected cancer risk from the project exceeds one in a million. (SCAQMD, Health Risk Assessment Summary form, http://www.aqmd.gov/home/forms ; filter by "AB2588" category; then "Health Risk Assessment" hyperlink (last visited Apr. 1, 2015).) The affected population is divided into bands of those exposed to at least 1 in a million risk, those exposed to at least 10 in a million risk, etc. up to those exposed at the highest levels. (*Id.*) This data allows agencies to calculate an approximate number of additional cancer cases expected from

the project. However, it is not possible to predict which particular individuals will be affected.

For the so-called criteria pollutants[5], such as ozone, it may be more difficult to quantify health impacts. Ozone is formed in the atmosphere from the chemical reaction of the nitrogen oxides (NO_x) and volatile organic compounds (VOC) in the presence of sunlight. (U.S. EPA, Ground Level Ozone, http://www.epa.gov/airquality/ozonepollution/ (last updated Mar. 25, 2015).) It takes time and the influence of meteorological conditions for these reactions to occur, so ozone may be formed at a distance downwind from the sources. (U.S. EPA, *Guideline on Ozone Monitoring Site Selection* (Aug. 1998) EPA-454/R-98-002 § 5.1.2, http://www.epa.gov/ttnamti1/archive/cpreldoc.html (last visited Apr. 1, 2015).) NO_x and VOC are known as "precursors" of ozone.

Scientifically, health effects from ozone are correlated with increases in the ambient level of ozone in the air a person breathes. (U.S. EPA, *Health Effects of Ozone in the General Population,* Figure 9, http://www.epa.gov/apti/ozonehealth/population.html#levels (last visited Apr. 1, 2015).) However, it takes a large amount of additional precursor emissions to cause a modeled increase in ambient ozone levels over an entire region. For example, the SCAQMD's 2012 AQMP showed that reducing NO_x by 432 tons per day (157,680 tons/year) and reducing VOC by 187 tons per day (68,255 tons/year) would reduce ozone levels at the SCAQMD's monitor site with the highest levels by only 9 parts per billion. (South Coast Air Quality Management District, *Final 2012 AQMP (February 2013)*, http://www.aqmd.gov/home/library/clean-air-plans/air-quality-mgt-plan/final-2012-air-quality-management-plan; then follow "Appendix V: Modeling & Attainment Demonstrations" hyperlink,

---

[5] See discussion of types of pollutants, supra, Part I.A.

pp. v-4-2, v-7-4, v-7-24.) SCAQMD staff does not currently know of a way to accurately quantify ozone-related health impacts caused by NO_x or VOC emissions from relatively small projects.

On the other hand, this type of analysis may be feasible for projects on a regional scale with very high emissions of NO_x and VOCs, where impacts are regional. For example, in 2011 the SCAQMD performed a health impact analysis in its CEQA document for proposed Rule 1315, which authorized various newly-permitted sources to use offsets from the districts "internal bank" of emission reductions. This CEQA analysis accounted for essentially *all* the increases in emissions due to new or modified sources in the District between 2010 and 2030.[6] The SCAQMD was able to correlate this very large emissions increase (e.g., 6,620 pounds per day NO_x (1,208 tons per year), 89,180 pounds per day VOC (16,275 tons per year)) to expected health outcomes from ozone and particulate matter (e.g., 20 premature deaths per year and 89,947 school absences in the year 2030 due to ozone).[7] (SCAQMD Governing Board Agenda, February 4, 2011, Agenda Item 26, *Assessment for: Re-adoption of Proposed Rule 1315 – Federal New Source Review Tracking System* (see hyperlink in fn 6) at p. 4.1-35, Table 4.1-29.)

---

[6] (SCAQMD Governing Board Agenda, February 4, 2011, Agenda Item 26, Attachment G, *Assessment for: Re-adoption of Proposed Rule 1315 – Federal New Source Review Tracking System, Vol. 1, p.4.0-6*, http://www.aqmd.gov/home/library/meeting-agendas-minutes/agenda?title=governing-board-meeting-agenda-february-4-2011; the follow "26. Adopt Proposed Rule 1315 – Federal New Source Review Tracking System" (last visited April 1, 2015).)

[7] The SCAQMD was able to establish the location of future NO_x and VOC emissions by assuming that new projects would be built in the same locations and proportions as existing stationary sources. This CEQA document was upheld by the Los Angeles County Superior Court in *Natural Res. Def. Council v SCAQMD*, Los Angeles Superior Court No. BS110792).

However, a project emitting only 10 tons per year of NO_x or VOC is small enough that its regional impact on ambient ozone levels may not be detected in the regional air quality models that are currently used to determine ozone levels. Thus, in this case it would not be feasible to directly correlate project emissions of VOC or NO_x with specific health impacts from ozone. This is in part because ozone formation is not linearly related to emissions. Ozone impacts vary depending on the location of the emissions, the location of other precursor emissions, meteorology and seasonal impacts, and because ozone is formed some time later and downwind from the actual emission. (EPA Guideline on Ozone Monitoring Site Selection (Aug. 1998) EPA-454/R-98-002, § 5.1.2; https://www.epa.gov/ttnamti1/archive/cpreldoc.html; then search "Guideline on Ozone Monitoring Site Selection" click on pdf) (last viewed Apr. 1, 2015).)

SCAQMD has set its CEQA "significance" threshold for NO_x and VOC at 10 tons per year (expressed as 55 lb/day). (SCAQMD, *Air Quality Analysis Handbook*, http://www.aqmd.gov/home/regulations/ceqa/air-quality-analysis-handbook; then follow "SCAQMD Air Quality Significance Thresholds" hyperlink (last visited Apr. 1, 2015).) This is because the federal Clean Air Act defines a "major" stationary source for "extreme" ozone nonattainment areas such as SCAQMD as one emitting 10 tons/year. (42 U.S.C. §§ 7511a(e), 7511a(f); CAA §§ 182(e), 182(f).) Under the Clean Air Act, such sources are subject to enhanced control requirements (42 U.S.C. §§ 7502(c)(5), 7503; CAA §§ 172(c)(5), 173), so SCAQMD decided this was an appropriate threshold for making a CEQA "significance" finding and requiring feasible mitigation. Essentially, SCAQMD takes the position that a source that emits 10 tons/year of NO_x or VOC would contribute cumulatively to ozone formation. Therefore, lead agencies that use SCAQMD's thresholds of significance may determine

that many projects have "significant" air quality impacts and must apply all feasible mitigation measures, yet will not be able to precisely correlate the project to quantifiable health impacts, unless the emissions are sufficiently high to use a regional modeling program.

In the case of particulate matter ($PM_{2.5}$)[8], another "criteria" pollutant, SCAQMD staff is aware of two possible methods of analysis. SCAQMD used regional modeling to predict expected health impacts from its proposed Rule 1315, as mentioned above. Also, the California Air Resources Board (CARB) has developed a methodology that can predict expected mortality (premature deaths) from large amounts of $PM_{2.5}$. (California Air Resources Board, *Health Impacts Analysis: PM Premature Death Relationship*, http://www.arb.ca.gov/research/health/pm-mort/pm-mort_arch.htm (last reviewed Jan. 19, 2012).) SCAQMD used the CARB methodology to predict impacts from three very large power plants (e.g., 731-1837 lbs/day). (Final Environmental Assessment for Rule 1315, *supra*, pp 4.0-12, 4.1-13, 4.1-37 (e.g., 125 premature deaths in the entire SCAQMD in 2030), 4.1-39 (0.05 to 1.77 annual premature deaths from power plants.) Again, this project involved large amounts of additional $PM_{2.5}$ in the District, up to 2.82 tons/day (5,650 lbs/day of $PM_{2.5}$, or, or 1029 tons/year. (*Id.* at table 4.1-4, p. 4.1-10.)

However, the primary author of the CARB methodology has reported that this $PM_{2.5}$ health impact methodology is not suited for small projects and may yield unreliable results due to various uncertainties.[9] (SCAQMD, *Final Subsequent Mitigated Negative Declaration for: Warren*

---

[8] SCAQMD has not attained the latest annual or 24-hour national ambient air quality standards for "$PM_{2.5}$" or particulate matter less than 2.5 microns in diameter.

[9] Among these uncertainties are the representativeness of the population used in the methodology, and the specific source of PM and the corresponding health impacts. (*Id.* at p. 2-24.)

E&P, Inc. WTU Central Facility, New Equipment Project (certified July 19, 2011), http://www.aqmd.gov/home/library/documents-support-material/lead-agency-permit-projects/permit-project-documents---year-2011; then follow "Final Subsequent Mitigated Negative Declaration for Warren E&P Inc. WTU Central Facility, New Equipment Project" hyperlink, pp. 2-22, 2-23 (last visited Apr. 1, 2015).) Therefore, when SCAQMD prepared a CEQA document for the expansion of an existing oil production facility, with very small $PM_{2.5}$ increases (3.8 lb/day) and a very small affected population, staff elected not to use the CARB methodology for using estimated $PM_{2.5}$ emissions to derive a projected premature mortality number and explained why it would be inappropriate to do so. (*Id.* at pp 2-22 to 2-24.) SCAQMD staff concluded that use of this methodology for such a small source could result in unreliable findings and would not provide meaningful information. (*Id.* at pp. 2-23, 2-25.) This CEQA document was not challenged in court.

In the above case, while it may have been technically possible to plug the data into the methodology, the results would not have been reliable or meaningful. SCAQMD believes that an agency should not be required to perform analyses that do not produce reliable or meaningful results. This Court has already held that an agency may decline to use even the "normal" "existing conditions" CEQA baseline where to do so would be misleading or without informational value. (*Neighbors for Smart Rail v. Exposition Metro Line* (2013) 57 Cal.4th 439, 448, 457.) The same should be true for a decision that a particular study or analysis would not provide reliable or meaningful results.[10]

---

[10] Whether a particular study would result in "informational value" is a part of deciding whether it is "feasible." CEQA defines "feasible" as "capable of being accomplished in a successful manner within a reasonable period of time, taking into account economic, environmental, social, and

Therefore, it is not possible to set a hard-and-fast rule on whether a correlation of air quality impacts with specific quantifiable health impacts is required in all cases. Instead, the result turns on whether such an analysis is reasonably feasible in the particular case.[11] Moreover, what is reasonably feasible may change over time as scientists and regulatory agencies continually seek to improve their ability to predict health impacts. For example, CARB staff has been directed by its Governing Board to reassess and improve the methodology for estimating premature deaths. (California Air Resources Board, *Health Impacts Analysis: PM Mortality Relationship*, http://www.arb.ca.gov/research/health/pm-mort/pm-mort.htm (last reviewed Dec. 29, 2010).) This factor also counsels against setting any hard-and-fast rule in this case.

III. THE QUESTION OF WHETHER AN EIR CONTAINS SUFFICIENT ANALYSIS TO MEET CEQA'S REQUIREMENTS IS A MIXED QUESTION OF FACT AND LAW GOVERNED BY TWO DIFFERENT STANDARDS OF REVIEW.

A. Standard of Review for Feasibility Determination and Sufficiency as an Informative Document

A second issue in this case is whether courts should review an EIR's informational sufficiency under the "substantial evidence" test as argued by Friant Ranch or the "independent judgment" test as argued by Sierra Club.

---

technological factors." (Pub. Resources Code § 21061.1.) A study cannot be "accomplished in a *successful* manner" if it produces unreliable or misleading results.

[11] In this case, the lead agency did not have an opportunity to determine whether the requested analysis was feasible because the comment was non-specific. Therefore, SCAQMD suggests that this Court, after resolving the legal issues in the case, direct the Court of Appeal to remand the case to the lead agency for a determination of whether the requested analysis is feasible. Because Fresno County, the lead agency, did not seek review in this Court, it seems likely that the County has concluded that at least some level of correlation of air pollution with health impacts is feasible.

As this Court has explained, "a reviewing court must adjust its scrutiny to the nature of the alleged defect, depending on whether the claim is predominantly one of improper procedure or a dispute over the facts." (*Vineyard Area Citizens v. City of Rancho Cordova, supra,* 40 Cal.4th at 435.) For questions regarding compliance with proper procedure or other legal questions, courts review an agency's action de novo under the "independent judgment" test. (*Id.*) On the other hand, courts review factual disputes only for substantial evidence, thereby "accord[ing] greater deference to the agency's substantive factual conclusions." (*Id.*)

Here, Friant Ranch and Sierra Club agree that the case involves the question of whether an EIR includes sufficient information regarding a project's impacts. However, they disagree on the proper standard of review for answering this question: Sierra Club contends that courts use the independent judgment standard to determine whether an EIR's analysis is sufficient to meet CEQA's informational purposes,[12] while Friant Ranch contends that the substantial evidence standard applies to this question.

///

///

///

///

///

///

///

///

///

---

[12] Sierra Club acknowledges that courts use the substantial evidence standard when reviewing predicate factual issues, but argues that courts ultimately decide as a matter of law what CEQA requires. (Answering Brief, pp. 14, 23.)

SCAQMD submits that the issue is more nuanced than either party contends. We submit that, whether a CEQA document includes sufficient analysis to satisfy CEQA's informational mandates is a mixed question of fact and law,[13] containing two levels of inquiry that should be judged by different standards.[14]

The state CEQA Guidelines set forth standards for the adequacy of environmental analysis. Guidelines Section 15151 states:

> An EIR should be prepared with a sufficient degree of analysis to provide decision makers with information which enables them to make a decision which intelligently takes account of environmental consequences. An evaluation of the environmental effects of a proposed project need not be exhaustive, but the sufficiency of an EIR is to be reviewed in light of what is reasonably feasible. Disagreement among experts does not make an EIR inadequate, but the EIR should summarize the main points of disagreement among the experts. The courts have looked not for perfection, but for adequacy, completeness, and a good-faith effort at full disclosure.

In this case, the basic question is whether the underlying analysis of air quality impacts made the EIR "sufficient" as an informative document. However, whether the EIR's analysis was sufficient is judged in light of what was reasonably feasible. This represents a mixed question of fact and law that is governed by two different standards of review.

---

[13] Friant Ranch actually states that the claim that an EIR lacks sufficient relevant information is, "most properly thought of as raising mixed questions of fact and law." (Opening Brief, p. 27.) However, the remainder of its argument claims that the court should apply the substantial evidence standard of review to all aspects of the issue.

[14] Mixed questions of fact and law issues may implicate predominantly factual subordinate questions that are reviewed under the substantial evidence test even though the ultimate question may be reviewed by the independent judgment test. *Crocker National Bank v. City and County of San Francisco* (1989) 49 Cal.3d 881, 888-889.

SCAQMD submits that an EIR's sufficiency as an informational document is ultimately a legal question that courts should determine using their independent judgment. This Court's language in *Laurel Heights I* supports this position. As this Court explained: "The court does not pass upon the correctness of the EIR's environmental conclusions, but only upon its *sufficiency as an informative document*." (*Laurel Heights I, supra*, 47 Cal.3d at 392-393) (emphasis added.) As described above, the Court in *Vineyard Area Citizens v. City of Rancho Cordova, supra,* 40 Cal.4th at 431, also used its independent judgment to determine what level of analysis CEQA requires for water supply impacts. The Court did not defer to the lead agency's opinion regarding the law's requirements; rather, it determined for itself what level of analysis was necessary to meet "[t]he law's informational demands." (*Id.* at p. 432.) Further, existing case law also holds that where an agency fails to comply with CEQA's information disclosure requirements, the agency has "failed to proceed in the manner required by law." (*Save Our Peninsula Comm. v. Monterey County Bd. of Supervisors* (2001) 87 Cal.App.4th 99, 118.)

However, whether an EIR satisfies CEQA's requirements depends in part on whether it was reasonably feasible for an agency to conduct additional or more thorough analysis. EIRs must contain "a detailed statement" of a project's impacts (Pub. Res. Code § 21061), and an agency must "use its best efforts to find out and disclose all that it reasonably can." (CEQA Guidelines § 15144.) Nevertheless, "the sufficiency of an EIR is to be reviewed in light of what is reasonably feasible." (CEQA Guidelines § 15151.)

SCAQMD submits that the question of whether additional analysis or a particular study suggested by a commenter is "feasible" is generally a question of fact. Courts have already held that whether a particular alternative is "feasible" is reviewed by the substantial evidence test.

(*Uphold Our Heritage v. Town of Woodside* (2007) 147 Cal.App.4th 587, 598-99; *Center for Biological Diversity v. County of San Bernardino* (2010) 185 Cal.App.4th 866, 883.) Thus, if a lead agency determines that a particular study or analysis is infeasible, that decision should generally be judged by the substantial evidence standard. However, SCAQMD urges this Court to hold that lead agencies must explain the basis of any determination that a particular analysis is infeasible in the EIR itself. An EIR must discuss information, including issues related to the feasibility of particular analyses "in sufficient detail to enable meaningful participation and criticism by the public. '[W]hatever is required to be considered in an EIR must be in that formal report; what any official might have known from other writings or oral presentations cannot supply what is lacking in the report.'" (*Laurel Heights I*, *supra*, 47 Cal.3d at p. 405 (quoting *Santiago County Water District v. County of Orange* (1981) 118 Cal.App.3d 818, 831) (discussing analysis of alternatives).) The evidence on which the determination is based should also be summarized in the EIR itself, with appropriate citations to reference materials if necessary. Otherwise commenting agencies such as SCAQMD would be forced to guess where the lead agency's evidence might be located, thus thwarting effective public participation.

Moreover, if a lead agency determines that a particular study or analysis would not result in reliable or useful information and for that reason is not feasible, that determination should be judged by the substantial evidence test. (See *Neighbors for Smart Rail v. Exposition Metro Line Construction Authority*, *supra*, 57 Cal.4th 439, 448, 457:

whether "existing conditions" baseline would be misleading or uninformative judged by substantial evidence standard.[15])

If the lead agency's determination that a particular analysis or study is not feasible is supported by substantial evidence, then the agency has not violated CEQA's information disclosure provisions, since it would be infeasible to provide additional information. This Court's decisions provide precedent for such a result. For example, this Court determined that the issue of whether the EIR should have included a more detailed discussion of future herbicide use was resolved because substantial evidence supported the agency's finding that "the precise parameters of future herbicide use could not be predicted." *Ebbetts Pass Forest Watch v. California Dept. of Forestry & Fire Protection* (2008) 43 Cal.4th 936, 955.

Of course, SCAQMD expects that courts will continue to hold lead agencies to their obligations to consult with, and not to ignore or misrepresent, the views of sister agencies having special expertise in the area of air quality. (*Berkeley Keep Jets Over the Bay v. Board of Port Commissioners* (2007) 91 Cal.App.4th 1344, 1364 n.11.) In some cases, information provided by such expert agencies may establish that the purported evidence relied on by the lead agency is not in fact "substantial". (*Id.* at pp. 1369-1371.)

In sum, courts retain ultimate responsibility to determine what CEQA requires. However, the law does not require exhaustive analysis, but only what is reasonably feasible. Agencies deserve deference for their factual determinations regarding what type of analysis is reasonably feasible. On the other hand, if a commenter requests more information, and the lead agency declines to provide it but does *not* determine that the

---

[15] The substantial evidence standard recognizes that the courts "have neither the resources nor the scientific expertise" to weigh conflicting evidence on technical issues. (*Laurel Heights I, supra,* 47 Cal.3d 376, 393.)

requested study or analysis would be infeasible, misleading or uninformative, the question becomes whether the omission of that analysis renders the EIR inadequate to satisfy CEQA's informational purposes. (*Id.* at pp. 1370-71.) Again, this is predominantly a question of law and should be judged by the de novo or independent judgment standard of review. Of course, this Court has recognized that a "project opponent or reviewing court can always imagine some additional study or analysis that might provide helpful information. It is not for them to design the EIR. That further study...might be helpful does not make it necessary." (*Laurel Heights I, supra,* 47 Cal.3d 376, 415 – see also CEQA Guidelines § 15204(a) [CEQA "does not require a lead agency to conduct every test. . . recommended or demanded by commenters."].) Courts, then, must adjudicate whether an omission of particular information renders an EIR inadequate to serve CEQA's informational purposes.[16]

---

[16] We recognize that there is case law stating that the substantial evidence standard applies to "challenges to the scope of an EIR's analysis of a topic" as well as the methodology used and the accuracy of the data relied on in the document "because these types of challenges involve factual questions." (*Bakersfield Citizens for Local Control v. City of Bakersfield*, *supra*, 124 Cal.App.4th 1184, 1198, and cases relied on therein.) However, we interpret this language to refer to situations where the question of the scope of the analysis really is factual—that is, where it involves whether further analysis is feasible, as discussed above. This interpretation is supported by the fact that the *Bakersfield* court expressly rejected an argument that a claimed "omission of information from the EIR should be treated as inquiries whether there is substantial evidence supporting the decision approving the project. " *Bakersfield, supra,* 124 Cal.App.4th at p. 1208. And the *Bakersfield* court ultimately decided that the lead agency must analyze the connection between the identified air pollution impacts and resulting health impacts, even though the EIR already included some discussion of air-pollution-related respiratory illnesses. *Bakersfield, supra,* 124 Cal.App.4th at p. 1220. Therefore, the court must not have interpreted this question as one of the "scope of the analysis" to be judged by the substantial evidence standard.

B. Friant Ranch's Rationale for Rejecting the Independent Judgment Standard of Review is Unsupported by Case Law.

In its brief, Friant Ranch makes a distinction between cases where a required CEQA topic is not discussed at all (to be reviewed by independent judgment as a failure to proceed in the manner required by law) and cases where a topic is discussed, but the commenter claims the information provided is insufficient (to be judged by the substantial evidence test). (Opening Brief, pp. 13-17.) The Court of Appeal recognized these two types of cases, but concluded that both raised questions of law. (*Sierra Club v. County of Fresno* (2014) 226 Cal.App.4th 704 (superseded by grant of review) 172 Cal.Rptr.3d 271, 290.) We believe the distinction drawn by Friant Ranch is unduly narrow, and inconsistent with cases which have concluded that CEQA documents are insufficient. In many instances, CEQA's requirements are stated broadly, and the courts must interpret the law to determine what level of analysis satisfies CEQA's mandate for providing meaningful information, even though the EIR discusses the issue to some extent.

For example, the CEQA Guidelines require discussion of the existing environmental baseline. In *County of Amador v. El Dorado County Water Agency* (1999) 76 Cal.App.4th 931, 954-955, the lead agency had discussed the environmental baseline by describing historic month-end water levels in the affected lakes. However, the court held that this was not an adequate baseline discussion because it failed to discuss the timing and amounts of past actual water releases, to allow comparison with the proposed project. The court evidently applied the independent judgment test to its decision, even though the agency discussed the issue to some extent.

Likewise, in *Vineyard Area Citizens* (2007) 40 Cal.4th 412, this Court addressed the question of whether an EIR's analysis of water supply impacts complied with CEQA. The parties agreed that the EIR was required to analyze the effects of providing water to the development project, "and that in order to do so the EIR had, in some manner, to identify the planned sources of that water." (*Vineyard Area Citizens, supra,* at p. 428.) However, the parties disagreed as to the level of detail required for this analysis and "what level of uncertainty regarding the availability of water supplies can be tolerated in an EIR . . . ." (*Id.*) In other words, the EIR had analyzed water supply impacts for the project, but the petitioner claimed that the analysis was insufficient.

This Court noted that neither CEQA's statutory language or the CEQA Guidelines specifically addressed the question of how precisely an EIR must discuss water supply impacts. (*Id.*) However, it explained that CEQA "states that '[w]hile foreseeing the unforeseeable is not possible, an agency must use its best efforts to find out and disclose all that it reasonably can.'" (*Id.*, [Guidelines § 15144].) The Court used this general principle, along with prior precedent, to elucidate four "principles for analytical adequacy" that are necessary in order to satisfy "CEQA's informational purposes." (*Vineyard Area Citizens, supra,* at p. 430.) The Court did not defer to the agency's determination that the EIR's analysis of water supply impacts was sufficient. Rather, this Court used its independent judgment to determine for itself the level of analysis required to satisfy CEQA's fundamental purposes. (*Vineyard Area Citizens, supra*, at p. 441: an EIR does not serve its purposes where it neglects to explain likely sources of water and "... leaves long term water supply considerations to later stages of the project.")

Similarly, the CEQA Guidelines require an analysis of noise impacts of the project. (Appendix G, "Environmental Checklist Form."[17]) In *Gray v. County of Madera* (2008) 167 Cal.App.4th 1099, 1123, the court held that the lead agency's noise impact analysis was inadequate even though it had addressed the issue and concluded that the increase would not be noticeable. If the court had been using the substantial evidence standard, it likely would have upheld this discussion.

Therefore, we do not agree that the issue can be resolved on the basis suggested by Friant Ranch, which would apply the substantial evidence standard to *every* challenge to an analysis that addresses a required CEQA topic. This interpretation would subvert the courts' proper role in interpreting CEQA and determining what the law requires.

Nor do we agree that the Court of Appeal in this case violated CEQA's prohibition on courts interpreting its provisions "in a manner which imposes procedural or substantive requirements beyond those explicitly stated in this division or in the state guidelines." (Pub. Resources Code § 21083.1.) CEQA requires an EIR to describe *all* significant impacts of the project on the environment. (Pub. Resources Code § 21100(b)(2); *Vineyard Area Citizens, supra,* at p. 428.) Human beings are part of the environment, so CEQA requires EIRs to discuss a project's significant impacts on human health. However, except in certain particular circumstances,[18] neither the CEQA statute nor Guidelines specify the precise level of analysis that agencies must undertake to satisfy the law's requirements. (see, e.g., CEQA Guidelines § 15126.2(a) [EIRs must describe "health and safety problems caused by {a project's} physical changes"].) Accordingly, courts must interpret CEQA as a whole to

---

[17] Association of Environmental Professionals, 2015 CEQA Statute and Guidelines (2015) p.287.

[18] E.g., Pub. Resources Code § 21151.8(C)(3)(B)(iii) (requiring specific type of health risk analysis for siting schools).

determine whether a particular EIR is sufficient as an informational document. A court determining whether an EIR's discussion of human health impacts is legally sufficient does not constitute imposing a new substantive requirement.[19] Under Friant Ranch's theory, the above-referenced cases holding a CEQA analysis inadequate would have violated the law. This is not a reasonable interpretation.

IV. COURTS MUST SCRUPULOUSLY ENFORCE THE REQUIREMENTS THAT LEAD AGENCIES CONSULT WITH AND OBTAIN COMMENTS FROM AIR DISTRICTS

Courts must "scrupulously enforce" CEQA's legislatively mandated requirements. (*Vineyard Area Citizens, supra*, 40 Cal.4th 412, 435.) Case law has firmly established that lead agencies must consult with the relevant air pollution control district before conducting an initial study, and must provide the districts with notice of the intention to adopt a negative declaration (or EIR). (*Schenck v. County of Sonoma* (2011) 198 Cal.App.4th 949, 958.) As *Schenck* held, neither publishing the notice nor providing it to the State Clearinghouse was a sufficient substitute for sending notice directly to the air district. (*Id.*) Rather, courts "must be satisfied that [administrative] agencies have fully complied with the procedural requirements of CEQA, since only in this way can the important public purposes of CEQA be protected from subversion." *Schenck,* 198 Cal.App.4th at p. 959 (citations omitted).[20]

---

[19] We submit that Public Resources Code Section 21083.1 was intended to prevent courts from, for example, holding that an agency must analyze economic impacts of a project where there are no resulting environmental impacts (see CEQA Guidelines § 15131) , or imposing new procedural requirements, such as imposing additional public notice requirements not set forth in CEQA or the Guidelines.

[20] Lead agencies must consult air districts, as public agencies with jurisdiction by law over resources affected by the project, *before* releasing an EIR. (Pub. Resources Code §§ 21104(a); 21153.) Moreover, air

Lead agencies should be aware, therefore, that failure to properly seek and consider input from the relevant air district constitutes legal error which may jeopardize their project approvals. For example, the court in *Fall River Wild Trout Foundation v. County of Shasta,* (1999) 70 Cal.App.4th 482, 492 held that the failure to give notice to a trustee agency (Department of Fish and Game) was prejudicial error requiring reversal. The court explained that the lack of notice prevented the Department from providing any response to the CEQA document. (*Id.* at p. 492.) It therefore prevented relevant information from being presented to the lead agency, which was prejudicial error because it precluded informed decision-making. (*Id.*)[21]

---

districts should be considered "state agencies" for purposes of the requirement to consult with "trustee agencies" as set forth in Public Resources Code § 20180.3(a). This Court has long ago held that the districts are not mere "local agencies" whose regulations are superseded by those of a state agency regarding matters of statewide concern, but rather have concurrent jurisdiction over such issues. (*Orange County Air Pollution Control District v. Public Util. Com.* (1971) 4 Cal.3d 945, 951, 954.) Since air pollution is a matter of statewide concern, *Id* at 952, air districts should be entitled to trustee agency status in order to ensure that this vital concern is adequately protected during the CEQA process.

[21] In *Schenck,* the court concluded that failure to give notice to the air district was not prejudicial, but this was partly because the trial court had already corrected the error before the case arrived at the Court of Appeal. The trial court issued a writ of mandate requiring the lead agency to give notice to the air district. The air district responded by concurring with the lead agency that air impacts were not significant. (*Schenck,* 198 Cal.App.4th 949, 960.) We disagree with the *Schenck* court that the failure to give notice to the air district would not have been prejudicial (even in the absence of the trial court writ) merely because the lead agency purported to follow the air district's published CEQA guidelines for significance. (*Id.*, 198 Cal.App.4th at p. 960.) In the first place, absent notice to the air district, it is uncertain whether the lead agency properly followed those guidelines. Moreover, it is not realistic to expect that an air district's published guidelines would necessarily fully address all possible air-quality related issues that can arise with a CEQA project, or that those

Similarly, lead agencies must obtain additional information requested by expert agencies, including those with jurisdiction by law, if that information is necessary to determine a project's impacts. (*Sierra Club v. State Bd. Of Forestry* (1994) 7 Cal.4th 1215, 1236-37.) Approving a project without obtaining that information constitutes a failure to proceed in the manner prescribed by CEQA. (*Id.* at p. 1236.)

Moreover, a lead agency can save significant time and money by consulting with the air district early in the process. For example, the lead agency can learn what the air district recommends as an appropriate analysis on the facts of its case, including what kinds of health impacts analysis may be available, and what models are appropriate for use. This saves the lead agency from the need to do its analysis all over again and possibly needing to recirculate the document after errors are corrected, if new significant impacts are identified. (CEQA Guidelines § 15088.5(a).) At the same time, the air district's expert input can help the lead agency properly determine whether another commenter's request for additional analysis or studies is reasonable or feasible. Finally, the air district can provide input on what mitigation measures would be feasible and effective.

Therefore, we suggest that this Court provide guidance to lead agencies reminding them of the importance of consulting with the relevant air districts regarding these issues. Otherwise, their feasibility decisions may be vulnerable to air district evidence that establishes that there is no substantial evidence to support the lead agency decision not to provide specific analysis. (*See Berkeley Keep Jets Over the Bay, supra,* 91 Cal.App.4th 1344, 1369-1371.)

---

guidelines would necessarily be continually modified to reflect new developments. Therefore we believe that, had the trial court not already ordered the lead agency to obtain the air district's views, the failure to give notice would have been prejudicial, as in *Fall River, supra,* 70 Cal.App.4th 482, 492.

CONCLUSION

The SCAQMD respectfully requests this Court *not* to establish a hard-and-fast rule concerning whether CEQA requires a lead agency to correlate identified air quality impacts of a project with resulting health outcomes. Moreover, the question of whether an EIR is "sufficient as an informational document" is a mixed question of fact and law containing two levels of inquiry. Whether a particular proposed analysis is feasible is predominantly a question of fact to be judged by the substantial evidence standard of review. Where the requested analysis is feasible, but the lead agency relies on legal or policy reasons not to provide it, the question of whether the EIR is nevertheless sufficient as an informational document is predominantly a question of law to be judged by the independent judgment standard of review.

Respectfully submitted,

DATED: April 3, 2015

SOUTH COAST AIR QUALITY
MANAGEMENT DISTRICT
KURT R. WIESE, GENERAL COUNSEL
BARBARA BAIRD, CHIEF DEPUTY COUNSEL

By: Barbara Baird

Barbara Baird
Attorneys for Amicus Curiae
SOUTH COAST AIR QUALITY MANAGEMENT DISTICT

CERTIFICATE OF WORD COUNT

Pursuant to Rule 8.520(c)(1) of the California Rules of Court, I hereby certify that this brief contains 8,476 words, including footnotes, but excluding the Application, Table of Contents, Table of Authorities, Certificate of Service, this Certificate of Word Count, and signature blocks. I have relied on the word count of the Microsoft Word Vista program used to prepare this Certificate.

DATED: April 3, 2015 Respectfully submitted,



Barbara Baird

PROOF OF SERVICE

I am employed in the County of Los Angeles, California. I am over the age of 18 years and not a party to the within action. My business address is 21865 Copley Drive, Diamond Bar, California 91765.

On April 3, 2015 I served true copies of the following document(s) described as **APPLICATION OF THE SOUTH COAST AIR QUALITY MANAGEMENT DISTRICT FOR LEAVE TO FILE BRIEF OF *AMICUS CURIAE* IN SUPPORT OF NEITHER PARTY AND *[PROPOSED]* BRIEF OF *AMICUS CURIAE*** by placing a true copy of the foregoing document(s) in a sealed envelope addressed as set forth on the attached service list as follows:

BY MAIL: I enclosed the document(s) in a sealed envelope or package addressed to the persons at the addresses listed in the Service List and placed the envelope for collection and mailing following our ordinary business practices. I am readily familiar with this District's practice for collection and processing of correspondence for mailing. Under that practice, the correspondence would be deposited with the United States Postal Service, with postage thereon fully prepaid at Diamond Bar, California, in the ordinary course of business. I am aware that on motion of the party served, service is presumed invalid if postal cancellation date or postage meter date is more than one day after date of deposit for mailing in affidavit.

I declare under penalty of perjury under the laws of the State of California that the foregoing is true and correct.

Executed on April 3, 2015 at Diamond Bar, California.

Patricia Anderson

SERVICE LIST

James G. Moose, Tiffany K. Wright, Laura M. Harris REMY MOOSE MANLEY, LLP 555 Capitol Mall, Suite 800 Sacramento, CA 95814	Attorneys for Real Party in Interest and Respondent *Friant Ranch, L.P.*
Bryan N. Wagner WAGNER & WAGNER 7110 N. Fresno St, Suite 340 Fresno, CA 93720	Attorney for Real Party in Interest and Respondent *Friant Ranch, L.P.*
Sara Hedgpeth-Harris LAW OFFICE OF SARA HEDGPETH-HARRIS 5445 E. Lane Avenue Fresno, CA 93727	Attorney for Plaintiffs and Appellants *Sierra Club, et al*
Daniel C. Cederborg Bruce B. Johnson, Jr. Zachary Stephen Redmond OFFICE OF THE FRESNO COUNTY COUNSEL 2220 Tulare Street, Suite 500 Fresno, CA 93721	Attorneys for Respondents *County of Fresno*

Clerk of the Court
California Court of Appeal
Fifth Appellate District
2424 Ventura Street
Fresno, CA 93721
(via U.S. Mail & Electronic Transmission)

Clerk of the Court
Superior Court of California
County of Fresno
1130 O Street
Fresno, CA 93721

This page intentionally left blank

Katella Avenue Amazon Facility

GREENHOUSE GAS ANALYSIS

CITY OF CYPRESS

PREPARED BY:

Haseeb Qureshi
hqureshi@urbanxroads.com
(949) 336-5987

Alyssa Tamase
atamase@urbanxroads.com
(949)336-5988

JULY 7, 2020

TABLE OF CONTENTS

TABLE OF CONTENTS ..... **I**
APPENDICES II
LIST OF EXHIBITS ..... **II**
LIST OF TABLES ..... **II**
LIST OF ABBREVIATED TERMS ..... **III**
EXECUTIVE SUMMARY **1**
ES.1 Summary of Findings 1
ES.2 Project Requirements 1
1 INTRODUCTION **4**
1.1 Site Location 4
1.2 Project Description 4
2 CLIMATE CHANGE SETTING **8**
2.1 Introduction to Global Climate Change 8
2.2 Global Climate Change Defined 8
2.3 GHGs 8
2.4 GWP 15
2.5 GHG Emissions Inventories 15
2.6 Effects of Climate Change in California 16
2.7 Regulatory Setting 18
2.8 Thresholds of Significance 42
3 PROJECT GHG IMPACT **44**
3.1 Introduction 44
3.2 Standards of Significance 44
3.3 Models Employed To Analyze GHGs 44
3.4 Life-Cycle Analysis Not Required 45
3.5 Construction Emissions 45
3.6 Operational Emissions 47
3.7 Emissions Summary 50
3.8 GHG Emissions Findings and Recommendations 51
4 REFERENCES **59**
5 CERTIFICATIONS **63**

APPENDICES

APPENDIX 3.1: CALEEMOD PROJECT ANNUAL CONSTRUCTION EMISSIONS MODEL OUTPUTS
APPENDIX 3.2: CALEEMOD PROJECT ANNUAL OPERATIONAL (PASSENGER CARS) EMISSIONS MODEL OUTPUTS
APPENDIX 3.3: CALEEMOD PROJECT ANNUAL OPERATIONAL (TRUCKS) EMISSIONS MODEL OUTPUTS
APPENDIX 3.4: CALEEMOD EXISTING ANNUAL OPERATIONAL (PASSENGER CARS) EMISSIONS MODEL OUTPUTS
APPENDIX 3.5: CALEEMOD EXISTING ANNUAL OPERATIONAL (TRUCKS) EMISSIONS MODEL OUTPUTS
APPENDIX 3.6: EMFAC 2017 OUTPUTS

LIST OF EXHIBITS

EXHIBIT 1-A: LOCATION MAP 5
EXHIBIT 1-B: SITE PLAN 6
EXHIBIT 2-A: SUMMARY OF PROJECTED GLOBAL WARMING IMPACT, 2070-2099 (AS COMPARED WITH 1961-1990) 14

LIST OF TABLES

TABLE ES-1: SUMMARY OF CEQA SIGNIFICANCE FINDINGS 1
TABLE 2-1: GHGS 9
TABLE 2-2: GWP AND ATMOSPHERIC LIFETIME OF SELECT GHGS 15
TABLE 2-3: TOP GHG PRODUCING COUNTRIES AND THE EUROPEAN UNION 16
TABLE 3-1: CONSTRUCTION DURATION 46
TABLE 3-2: CONSTRUCTION EQUIPMENT ASSUMPTIONS 46
TABLE 3-3: AMORTIZED ANNUAL CONSTRUCTION EMISSIONS 47
TABLE 3-4: PASSENGER CAR FLEET MIX 49
TABLE 3-5: TRUCK FLEET MIX 49
TABLE 3-6: EXISTING GHG EMISSIONS 50
TABLE 3-7: PROJECT GHG EMISSIONS 51
TABLE 3-8: 2017 SCOPING PLAN CONSISTENCY SUMMARY 52

LIST OF ABBREVIATED TERMS

%	Percent
°C	Degrees Celsius
°F	Degrees Fahrenheit
(1)	Reference
2017 Scoping Plan	Final 2017 Scoping Plan Update
AB	Assembly Bill
AB 32	Global Warming Solutions Act of 2006
AB 1493	Pavley Fuel Efficiency Standards
AB 1881	California Water Conservation Landscaping Act of 2006
Annex I	Industrialized Nations
APA	Administrative Procedure Act
AQIA	*Goodman Logistics Center Air Quality Impact Analysis*
BAU	Business As Usual
C_2F_6	Hexafluoroethane
C_2H_6	Ethane
$C_2H_2F_4$	Tetrafluroethane
$C_2H_4F_2$	Ethylidene Fluoride
CAA	Federal Clean Air Act
CalEEMod	California Emissions Estimator Model
CalEPA	California Environmental Protection Agency
CAL FIRE	California Department of Forestry and Fire Protection
CALGAPS	California LBNL GHG Analysis of Policies Spreadsheet
CALGreen	California Green Building Standards Code
CalSTA	California State Transportation Agency
Caltrans	California Department of Transportation
CAPCOA	California Air Pollution Control Officers Association
CARB	California Air Resource Board
CBSC	California Building Standards Commission
CEC	California Energy Commission
CCR	California Code of Regulations
CEQA	California Environmental Quality Act
CEQA Guidelines	*2019 CEQA Statute and Guidelines*
CDFA	California Department of Food and Agriculture
CF_4	Tetrafluoromethane
CFC	Chlorofluorocarbons
CFC-113	Trichlorotrifluoroethane

CH_4	Methane
City	City of Cypress
CNRA	California Natural Resources Agency
CNRA 2009	*2009 California Climate Adaptation Strategy*
CO_2	Carbon Dioxide
CO_2e	Carbon Dioxide Equivalent
Convention	United Nation's Framework Convention on Climate Change
COP	Conference of the Parties
CPUC	California Public Utilities Commission
CTC	California Transportation Commission
DOF	Department of Finance
DWR	Department of Water Resources
EMFAC	Emission Factor Model
EPA	Environmental Protection Agency
EV	Electric Vehicle
FED	Functional Equivalent Document
GCC	Global Climate Change
Gg	Gigagram
GHGA	Greenhouse Gas Analysis
GO-Biz	Governor's Office of Business and Economic Development
gpd	Gallons Per Day
gpm	Gallons Per Minute
GWP	Global Warming Potential
H_2O	Water
HFC	Hydrofluorocarbons
HDT	Heavy-Duty Trucks
HFC-23	Fluoroform
HFC-134a	1,1,1,2-tetrafluoroethane
HFC-152a	1,1-difluoroethane
HHDT	Heavy-Heavy-Duty Trucks
hp	Horsepower
IBANK	California Infrastructure and Economic Development Bank
IPCC	Intergovernmental Panel on Climate Change
IRP	Integrated Resource Planning
ISO	Independent System Operator
ITE	Institute of Transportation Engineers
kWh	Kilowatt Hours
lbs	Pounds

LBNL	Lawrence Berkeley National Laboratory
LCA	Life-Cycle Analysis
LCD	Liquid Crystal Display
LCFS	Low Carbon Fuel Standard or Executive Order S-01-07
LDA	Light-Duty Auto
LDT1/LDT2	Light-Duty Trucks
LEV III	Low-Emission Vehicle
LULUCF	Land-Use, Land-Use Change and Forestry
MD	Medium Duty
MDT	Medium-Duty Trucks
MDV	Medium-Duty Vehicles
MMR	Mandatory Reporting Rule
$MMTCO_2e$	Million Metric Ton of Carbon Dioxide Equivalent
mpg	Miles Per Gallon
MPOs	Metropolitan Planning Organizations
$MMTCO_2e/yr$	Million Metric Ton of Carbon Dioxide Equivalent Per Year
MT/yr	Metric Tons Per Year
$MTCO_2e$	Metric Ton of Carbon Dioxide Equivalent
$MTCO_2e/yr$	Metric Ton of Carbon Dioxide Equivalent Per Year
MW	Megawatts
MWh	Megawatts Per Hour
MWELO	California Department of Water Resources' Model Water Efficient Landscape Ordinance
N_2O	Nitrous Oxide
NDC	Nationally Determined Contributions
NF_3	Nitrogen Trifluoride
NHTSA	National Highway Traffic Safety Administration
NIOSH	National Institute for Occupational Safety and Health
NO_X	Nitrogen Oxides
Non-Annex I	Developing Nations
OAL	Office of Administrative Law
OPR	Office of Planning and Research
PFC	Perfluorocarbons
ppb	Parts Per Billion
ppm	Parts Per Million
ppt	Parts Per Trillion
Project	Katella Avenue Amazon Facility
RPS	Renewable Portfolio Standards

RTP	Regional Transportation Plan
SAFE	Safer Affordable Fuel-Efficient Vehicles Rule
SAR	Second Assessment Report
SB	Senate Bill
SB 32	California Global Warming Solutions Act of 2006
SB 375	Regional GHG Emissions Reduction Targets/Sustainable Communities Strategies
SB 1078	Renewable Portfolio Standards
SB 1368	Statewide Retail Provider Emissions Performance Standards
SCAB	South Coast Air Basin
SCAG	Southern California Association of Governments
SCAQMD	South Coast Air Quality Management District
SCE	Southern California Edison
Scoping Plan	California Air Resources Board Climate Change Scoping Plan
SCS	Sustainable Communities Strategy
sf	Square Feet
SF_6	Sulfur Hexaflouride
SGC	Strategic Growth Council
SHGC	Solar Heat Gain Coefficient
SLPS	Short-Lived Climate Pollutant Strategy
SP	Service Population
SWCRB	State Water Resources Control Board
TIA	*Goodman Logistics Center Traffic Impact Analysis*
Title 20	Appliance Energy Efficiency Standards
Title 24	California Building Code
U.N.	United Nations
U.S.	United States
UNFCCC	United Nations' Framework Convention on Climate Change
URBEMIS	Urban Emissions
UTR	Utility Tractors
VFP	Vehicle Fueling Positions
VMT	Vehicle Miles Traveled
WCI	Western Climate Initiative
WRI	World Resources Institute
ZE/NZE	Zero and Near-Zero Emissions
ZEV	Zero-Emissions Vehicles

This page intentionally left blank

EXECUTIVE SUMMARY

ES.1 SUMMARY OF FINDINGS

The results of this *Katella Avenue Amazon Facility Greenhouse Gas Analysis* (GHGA) is summarized below based on the significance criteria in Section 3 of this report consistent with Appendix G of the *California Environmental Quality Act (CEQA) Guidelines* (*CEQA Guidelines* (1). Table ES-1 shows the findings of significance for potential greenhouse gas (GHG) impacts under CEQA.

TABLE ES-1: SUMMARY OF CEQA SIGNIFICANCE FINDINGS

Analysis	Report Section	Significance Findings	
		Unmitigated	Mitigated
GHG Impact #1: The Project would not generate direct or indirect GHG emission that would result in a significant impact on the environment.	3.8	*Potentially Significant*	*Less Than Significant*
GHG Impact #2: The Project would not conflict with any applicable plan, policy or regulation of an agency adopted for the purpose of reducing the emissions of GHGs.	3.8	*Potentially Significant*	*Less Than Significant*

ES.2 PROJECT REQUIREMENTS

The Project would be required to comply with regulations imposed by the State of California and the South Coast Air Quality Management District (SCAQMD) aimed at the reduction of air pollutant emissions. Those that are directly and indirectly applicable to the Project and that would assist in the reduction of GHG emissions include:

- Global Warming Solutions Act of 2006 (Assembly Bill (AB) 32) (2).
- Regional GHG Emissions Reduction Targets/Sustainable Communities Strategies (Senate Bill (SB) 375) (3).
- Pavley Fuel Efficiency Standards (AB 1493). Establishes fuel efficiency ratings for new vehicles (4).
- California Building Code (Title 24 California Code of Regulations (CCR)). Establishes energy efficiency requirements for new construction (5).
- Appliance Energy Efficiency Standards (Title 20 CCR). Establishes energy efficiency requirements for appliances (6).
- Low Carbon Fuel Standard (LCFS). Requires carbon content of fuel sold in California to be 10 percent (%) less by 2020 (7).
- California Water Conservation in Landscaping Act of 2006 (AB 1881). Requires local agencies to adopt the Department of Water Resources updated Water Efficient Landscape Ordinance or

equivalent by January 1, 2010 to ensure efficient landscapes in new development and reduced water waste in existing landscapes (8).

- Statewide Retail Provider Emissions Performance Standards (SB 1368). Requires energy generators to achieve performance standards for GHG emissions (9).
- Renewable Portfolio Standards (SB 1078 – also referred to as RPS). Requires electric corporations to increase the amount of energy obtained from eligible renewable energy resources to 20% by 2010 and 33% by 2020 (10).
- California Global Warming Solutions Act of 2006 (SB 32). Requires the state to reduce statewide GHG emissions to 40% below 1990 levels by 2030, a reduction target that was first introduced in Executive Order B-30-15 (11).

Promulgated regulations that will affect the Project's emissions are accounted for in the Project's GHG calculations provided in this report. In particular, AB 1493, LCFS, and RPS, and therefore are accounted for in the Project's emission calculations.

This page intentionally left blank

1 INTRODUCTION

This report presents the results of the GHGA prepared by Urban Crossroads, Inc., for the proposed Katella Avenue Amazon Facility (Project). The purpose of this GHGA is to evaluate Project-related construction and operational emissions and determine the level of GHG impacts as a result of constructing and operating the Project.

1.1 SITE LOCATION

The proposed project is located at 6400 Katella Avenue in the City of Cypress, as shown on Exhibit 1-A. The site is currently occupied by the former Mitsubishi Motors Corporation, which includes 145,004 square feet (sf) of warehousing use, 180,000 sf corporate headquarters office building, and 70,000 sf of research and development buildings. The nearest sensitive residential land use is located south of Project site across the Stanton Storm Channel.

1.2 PROJECT DESCRIPTION

The proposed Project will consist of the demolition of existing buildings except the southerly warehouse building (145,004 sf) and the northern office building (180,000 sf) (demolition of approximately 70,000 sf of the existing research and development buildings). The remaining portion of the site will provide parking for sprinter cargo vans/flex vehicles and employees of the facility as well as access to the truck docks on the north side of the building.

It is our understanding that the Project will occupy the existing 145,004 sf warehouse building located on the southern end of the site. The Project is anticipated to be constructed in one phase by the year 2021. The on-site Project-related emission sources are expected to include: parcel delivery activity, loading dock activity, and truck movements. This analysis is intended to describe emission impacts associated with the expected typical operational activities at the Project site. To present a conservative approach, this report assumes the Project will operate 24-hours daily for seven days per week.

EXHIBIT 1-A: LOCATION MAP

LEGEND:

Site Boundary

Sources: Esri, HERE, Garmin, Intermap, increment P Corp., GEBCO, USGS, FAO, NPS, NRCAN, GeoBase, IGN, Kadaster NL, Ordnance Survey, Esri Japan, METI, Esri China (Hong Kong), (c) OpenStreetMap contributors, and the GIS

EXHIBIT 1-B: SITE PLAN

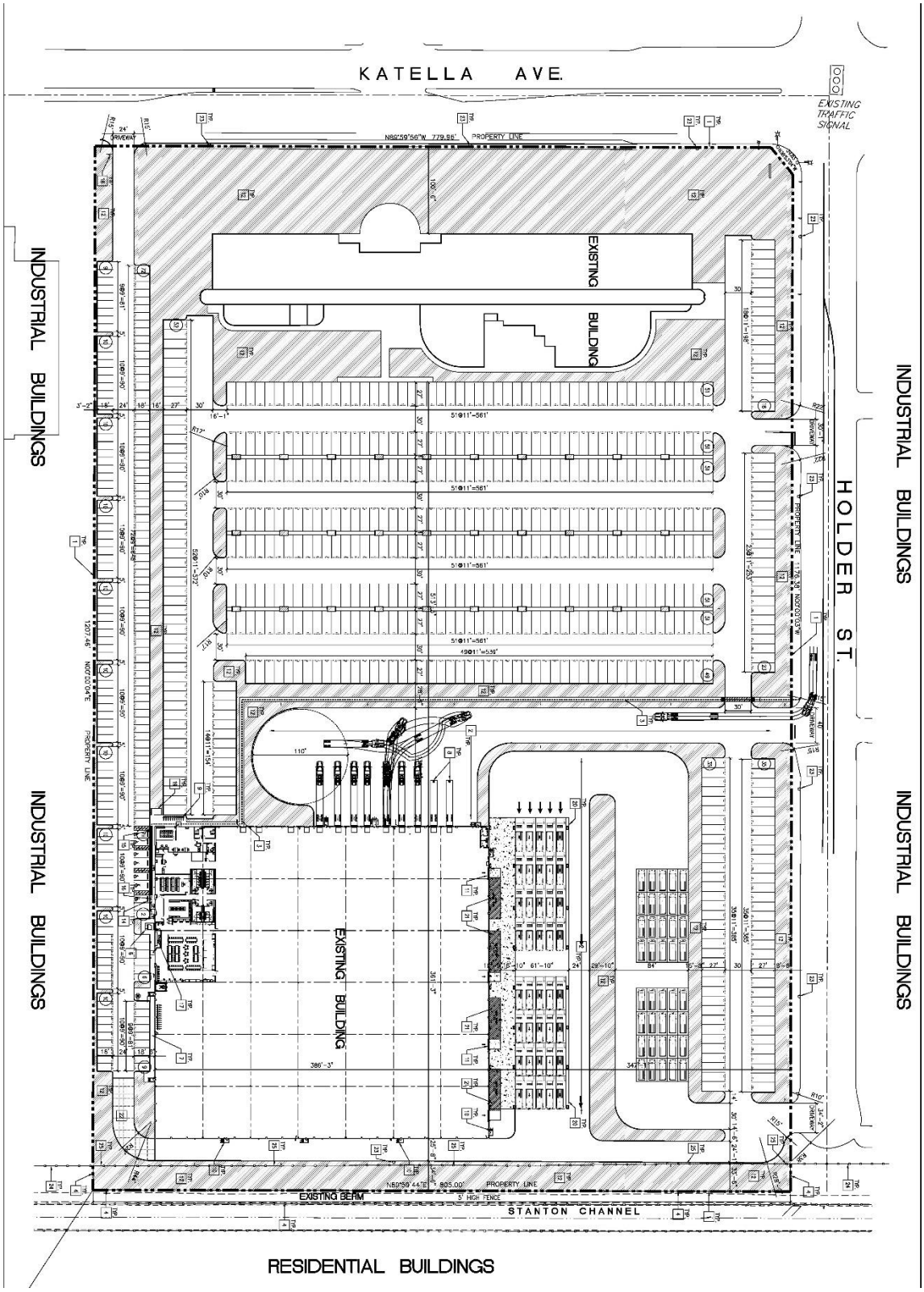

This page intentionally left blank

2 CLIMATE CHANGE SETTING

2.1 INTRODUCTION TO GLOBAL CLIMATE CHANGE

GCC is defined as the change in average meteorological conditions on the earth with respect to temperature, precipitation, and storms. The majority of scientists believe that the climate shift taking place since the Industrial Revolution is occurring at a quicker rate and magnitude than in the past. Scientific evidence suggests that GCC is the result of increased concentrations of GHGs in the earth's atmosphere, including carbon dioxide (CO_2), methane (CH_4), nitrous oxide (N_2O), and fluorinated gases. The majority of scientists believe that this increased rate of climate change is the result of GHGs resulting from human activity and industrialization over the past 200 years.

An individual project like the proposed Project evaluated in this GHGA cannot generate enough GHG emissions to affect a discernible change in global climate. However, the proposed Project may participate in the potential for GCC by its incremental contribution of GHGs combined with the cumulative increase of all other sources of GHGs, which when taken together constitute potential influences on GCC. Because these changes may have serious environmental consequences, Section 3.0 will evaluate the potential for the proposed Project to have a significant effect upon the environment as a result of its potential contribution to the greenhouse effect.

2.2 GLOBAL CLIMATE CHANGE DEFINED

GCC refers to the change in average meteorological conditions on the earth with respect to temperature, wind patterns, precipitation and storms. Global temperatures are regulated by naturally occurring atmospheric gases such as water vapor, CO_2, N_2O, CH_4, hydrofluorocarbons (HFCs), perfluorocarbons (PFCs), nitrogen trifluoride (NF_3), and sulfur hexafluoride (SF_6). These particular gases are important due to their residence time (duration they stay) in the atmosphere, which ranges from 10 years to more than 100 years. These gases allow solar radiation into the earth's atmosphere, but prevent radioactive heat from escaping, thus warming the earth's atmosphere. GCC can occur naturally as it has in the past with the previous ice ages.

Gases that trap heat in the atmosphere are often referred to as GHGs. GHGs are released into the atmosphere by both natural and anthropogenic activity. Without the natural GHG effect, the earth's average temperature would be approximately 61 degrees Fahrenheit (°F) cooler than it is currently. The cumulative accumulation of these gases in the earth's atmosphere is considered to be the cause for the observed increase in the earth's temperature.

2.3 GHGS

2.3.1 GHGS AND HEALTH EFFECTS

GHGs trap heat in the atmosphere, creating a GHG effect that results in global warming and climate change. Many gases demonstrate these properties and as discussed in Table 2-1. For the purposes of this analysis, emissions of CO_2, CH_4, and N_2O were evaluated (see Table 3-1 later in this report) because these gases are the primary contributors to GCC from development projects.

Although there are other substances such as fluorinated gases that also contribute to GCC, these fluorinated gases were not evaluated as their sources are not well-defined and do not contain accepted emissions factors or methodology to accurately calculate these gases.

TABLE 2-1: GHGS

GHGs	Description	Sources	Health Effects
Water	Water is the most abundant, important, and variable GHG in the atmosphere. Water vapor is not considered a pollutant; in the atmosphere it maintains a climate necessary for life. Changes in its concentration are primarily considered to be a result of climate feedbacks related to the warming of the atmosphere rather than a direct result of industrialization. A climate feedback is an indirect, or secondary, change, either positive or negative, that occurs within the climate system in response to a forcing mechanism. The feedback loop in which water is involved is critically important to projecting future climate change. As the temperature of the atmosphere rises, more water is evaporated from ground storage (rivers, oceans, reservoirs, soil). Because the air is warmer, the relative humidity can be higher (in essence, the air is able to 'hold' more water when it is warmer), leading to more water vapor in the atmosphere. As a GHG, the higher concentration of water vapor is then able to absorb more thermal indirect energy radiated from the Earth, thus further warming the atmosphere. The warmer atmosphere can then hold more water vapor and so on and so on. This is referred to as a "positive feedback loop." The extent to which this positive feedback loop will continue is	The main source of water vapor is evaporation from the oceans (approximately 85%). Other sources include evaporation from other water bodies, sublimation (change from solid to gas) from sea ice and snow, and transpiration from plant leaves.	There are no known direct health effects related to water vapor at this time. It should be noted however that when some pollutants react with water vapor, the reaction forms a transport mechanism for some of these pollutants to enter the human body through water vapor.

GHGs	Description	Sources	Health Effects
	unknown as there are also dynamics that hold the positive feedback loop in check. As an example, when water vapor increases in the atmosphere, more of it will eventually condense into clouds, which are more able to reflect incoming solar radiation (thus allowing less energy to reach the earth's surface and heat it up) (12).		
CO_2	CO_2 is an odorless and colorless GHG. Since the industrial revolution began in the mid-1700s, the sort of human activity that increases GHG emissions has increased dramatically in scale and distribution. Data from the past 50 years suggests a corollary increase in levels and concentrations. As an example, prior to the industrial revolution, CO_2 concentrations were fairly stable at 280 parts per million (ppm). Today, they are around 370 ppm, an increase of more than 30%. Left unchecked, the concentration of CO_2 in the atmosphere is projected to increase to a minimum of 540 ppm by 2100 as a direct result of anthropogenic sources (13).	CO_2 is emitted from natural and manmade sources. Natural sources include: the decomposition of dead organic matter; respiration of bacteria, plants, animals and fungus; evaporation from oceans; and volcanic outgassing. Anthropogenic sources include: the burning of coal, oil, natural gas, and wood. CO_2 is naturally removed from the air by photosynthesis, dissolution into ocean water, transfer to soils and ice caps, and chemical weathering of carbonate rocks (14).	Outdoor levels of CO_2 are not high enough to result in negative health effects. According to the National Institute for Occupational Safety and Health (NIOSH) high concentrations of CO_2 can result in health effects such as: headaches, dizziness, restlessness, difficulty breathing, sweating, increased heart rate, increased cardiac output, increased blood pressure, coma, asphyxia, and/or convulsions. It should be noted that current concentrations of CO_2 in the earth's atmosphere are estimated to be approximately 370 ppm, the actual reference exposure level (level at which adverse health effects typically occur) is at exposure levels of 5,000 ppm averaged over 10 hours in a 40-hour workweek and short-term reference exposure levels of 30,000 ppm averaged over a 15 minute period (15).

GHGs	Description	Sources	Health Effects
CH_4	CH_4 is an extremely effective absorber of radiation, although its atmospheric concentration is less than CO_2 and its lifetime in the atmosphere is brief (10-12 years), compared to other GHGs.	CH_4 has both natural and anthropogenic sources. It is released as part of the biological processes in low oxygen environments, such as in swamplands or in rice production (at the roots of the plants). Over the last 50 years, human activities such as growing rice, raising cattle, using natural gas, and mining coal have added to the atmospheric concentration of CH_4. Other anthropocentric sources include fossil-fuel combustion and biomass burning (16).	CH_4 is extremely reactive with oxidizers, halogens, and other halogen-containing compounds. Exposure to high levels of CH_4 can cause asphyxiation, loss of consciousness, headache and dizziness, nausea and vomiting, weakness, loss of coordination, and an increased breathing rate.
N_2O	N_2O, also known as laughing gas, is a colorless GHG. Concentrations of N_2O also began to rise at the beginning of the industrial revolution. In 1998, the global concentration was 314 parts per billion (ppb).	N_2O is produced by microbial processes in soil and water, including those reactions which occur in fertilizer containing nitrogen. In addition to agricultural sources, some industrial processes (fossil fuel-fired power plants, nylon production, nitric acid production, and vehicle emissions) also contribute to its atmospheric load. It is used as an aerosol spray propellant, i.e., in whipped cream bottles. It is also	N_2O can cause dizziness, euphoria, and sometimes slight hallucinations. In small doses, it is considered harmless. However, in some cases, heavy and extended use can cause Olney's Lesions (brain damage) (17).

GHGs	Description	Sources	Health Effects
		used in potato chip bags to keep chips fresh. It is used in rocket engines and in race cars. N_2O can be transported into the stratosphere, be deposited on the earth's surface, and be converted to other compounds by chemical reaction (17).	
Chlorofluorocarbons (CFCs)	CFCs are gases formed synthetically by replacing all hydrogen atoms in CH_4 or ethane (C_2H_6) with chlorine and/or fluorine atoms. CFCs are nontoxic, nonflammable, insoluble and chemically unreactive in the troposphere (the level of air at the earth's surface).	CFCs have no natural source but were first synthesized in 1928. They were used for refrigerants, aerosol propellants and cleaning solvents. Due to the discovery that they are able to destroy stratospheric ozone, a global effort to halt their production was undertaken and was extremely successful, so much so that levels of the major CFCs are now remaining steady or declining. However, their long atmospheric lifetimes mean that some of the CFCs will remain in the atmosphere for over 100 years (18).	In confined indoor locations, working with CFC-113 or other CFCs is thought to result in death by cardiac arrhythmia (heart frequency too high or too low) or asphyxiation.

GHGs	Description	Sources	Health Effects
HFCs	HFCs are synthetic, man-made chemicals that are used as a substitute for CFCs. Out of all the GHGs, they are one of three groups with the highest global warming potential (GWP). The HFCs with the largest measured atmospheric abundances are (in order), Fluoroform (HFC-23), 1,1,1,2-tetrafluoroethane (HFC-134a), and 1,1-difluoroethane (HFC-152a). Prior to 1990, the only significant emissions were of HFC-23. HCF-134a emissions are increasing due to its use as a refrigerant.	HFCs are manmade for applications such as automobile air conditioners and refrigerants.	No health effects are known to result from exposure to HFCs.
PFCs	PFCs have stable molecular structures and do not break down through chemical processes in the lower atmosphere. High-energy ultraviolet rays, which occur about 60 kilometers above earth's surface, are able to destroy the compounds. Because of this, PFCs have very long lifetimes, between 10,000 and 50,000 years. Two common PFCs are tetrafluoromethane (CF_4) and hexafluoroethane (C_2F_6). The EPA estimates that concentrations of CF_4 in the atmosphere are over 70 parts per trillion (ppt).	The two main sources of PFCs are primary aluminum production and semiconductor manufacture.	No health effects are known to result from exposure to PFCs.
SF_6	SF_6 is an inorganic, odorless, colorless, nontoxic, nonflammable gas. It also has the highest GWP of any gas evaluated (23,900) (19). The EPA indicates that concentrations in the 1990s were about 4 ppt.	SF_6 is used for insulation in electric power transmission and distribution equipment, in the magnesium industry, in semiconductor manufacturing, and as a tracer gas for leak detection.	In high concentrations in confined areas, the gas presents the hazard of suffocation because it displaces the oxygen needed for breathing.

GHGs	Description	Sources	Health Effects
NF_3	NF_3 is a colorless gas with a distinctly moldy odor. The World Resources Institute (WRI) indicates that NF_3 has a 100-year GWP of 17,200 (20).	NF_3 is used in industrial processes and is produced in the manufacturing of semiconductors, Liquid Crystal Display (LCD) panels, types of solar panels, and chemical lasers.	Long-term or repeated exposure may affect the liver and kidneys and may cause fluorosis (21).

The potential health effects related directly to the emissions of CO_2, CH_4, and N_2O as they relate to development projects such as the proposed Project are still being debated in the scientific community. Their cumulative effects to GCC have the potential to cause adverse effects to human health. Increases in Earth's ambient temperatures would result in more intense heat waves, causing more heat-related deaths. Scientists also purport that higher ambient temperatures would increase disease survival rates and result in more widespread disease. Climate change will likely cause shifts in weather patterns, potentially resulting in devastating droughts and food shortages in some areas (22). Exhibit 2-A presents the potential impacts of global warming (23).

EXHIBIT 2-A: SUMMARY OF PROJECTED GLOBAL WARMING IMPACT, 2070-2099 (AS COMPARED WITH 1961-1990)

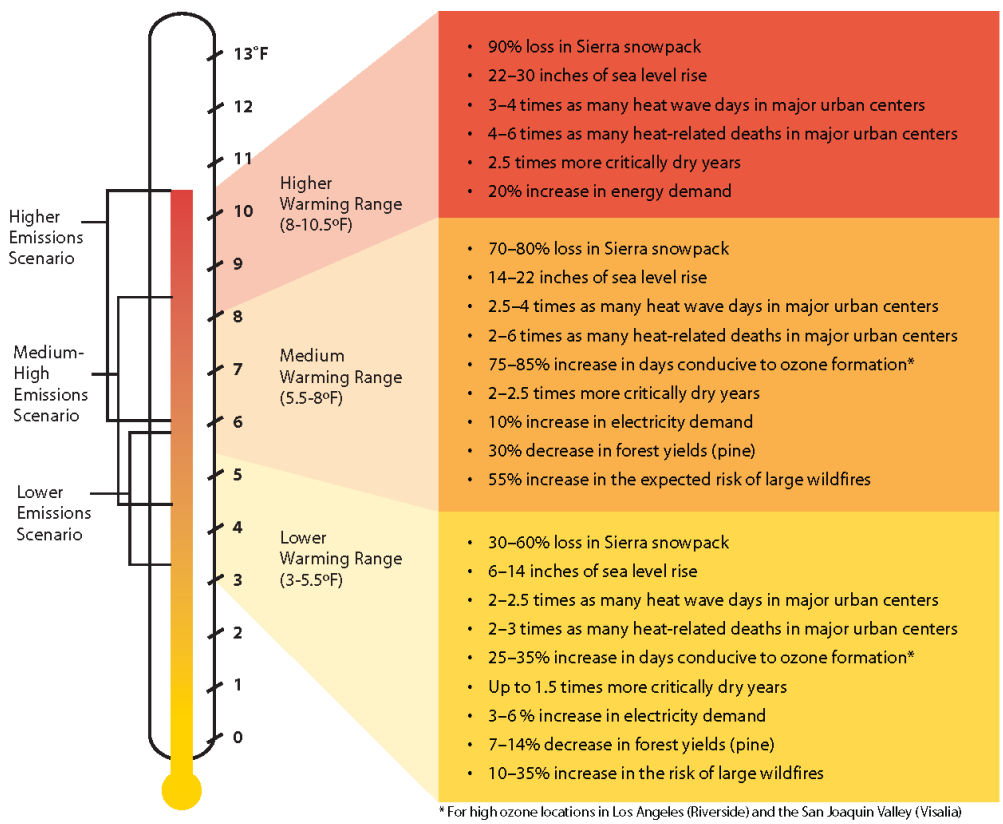

Source: Barbara H. Allen-Diaz. "Climate change affects us all." *University of California, Agriculture and Natural Resources*, 2009.

2.4 GWP

GHGs have varying GWP values. GWP of a GHG indicates the amount of warming a gas causes over a given period of time and represents the potential of a gas to trap heat in the atmosphere. CO_2 is utilized as the reference gas for GWP, and thus has a GWP of 1. CO_2 equivalent (CO_2e) is a term used for describing the difference GHGs in a common unit. CO_2e signifies the amount of CO_2 which would have the equivalent GWP.

The atmospheric lifetime and GWP of selected GHGs are summarized at Table 2-2. As shown in the table below, GWP for the 2nd Assessment Report, the Intergovernmental Panel on Climate Change (IPCC)'s scientific and socio-economic assessment on climate change, range from 1 for CO_2 to 23,900 for SF_6 and GWP for the IPCC's 5th Assessment Report range from 1 for CO_2 to 23,500 for SF_6 (24).

TABLE 2-2: GWP AND ATMOSPHERIC LIFETIME OF SELECT GHGS

Gas	Atmospheric Lifetime (years)	GWP (100-year time horizon)		
		2nd Assessment Report	4th Assessment Report	5th Assessment Report
CO_2	See*	1	1	1
CH_4	12 .4	21	25	28
N_2O	121	310	298	265
HFC-23	222	11,700	14,800	12,400
HFC-134a	13.4	1,300	1,430	1,300
HFC-152a	1.5	140	124	138
SF_6	3,200	23,900	22,800	23,500
NF_3	740	-	17,200	16,100

*As per Appendix 8.A. of IPCC's 5th Assessment Report, no single lifetime can be given.
Source: IPCC Fourth Assessment Report: https://www.ipcc.ch/publications_and_data/ar4/wg1/en/ch2s2-10-2.html
IPCC Fifth Assessment Report: https://www.ipcc.ch/pdf/assessmentreport/ar5/wg1/WG1AR5_Chapter08_FINAL.pdf

2.5 GHG EMISSIONS INVENTORIES

2.5.1 GLOBAL

Worldwide anthropogenic GHG emissions are tracked by the IPCC for industrialized nations (referred to as Annex I) and developing nations (referred to as Non-Annex I). Human GHG emissions data for Annex I nations are available through 2017. Based on the latest available data, the sum of these emissions totaled approximately 29,216,501 gigagram (Gg) CO_2e[1] (25) (26) as summarized on Table 2-3.

[1] The global emissions are the sum of Annex I and non-Annex I countries, without counting Land-Use, Land-Use Change and Forestry (LULUCF). For countries without 2017 data, the United Nations' Framework Convention on Climate Change (UNFCCC) data for the most recent year

2.5.2 UNITED STATES

As noted in Table 2-3, the United States, as a single country, was the number two producer of GHG emissions in 2017.

TABLE 2-3: TOP GHG PRODUCING COUNTRIES AND THE EUROPEAN UNION [2]

Emitting Countries	GHG Emissions (Gg CO_2e)
China	11,911,710
United States	6,456,718
European Union (28-member countries)	4,323,163
India	3,079,810
Russian Federation	2,155,470
Japan	1,289,630
Total	**29,216,501**

2.5.3 STATE OF CALIFORNIA

California has significantly slowed the rate of growth of GHG emissions due to the implementation of energy efficiency programs as well as adoption of strict emission controls, but is still a substantial contributor to the United States (U.S.) emissions inventory total (27). The California Air Resource Board (CARB) compiles GHG inventories for the State of California. Based upon the 2019 GHG inventory data (i.e., the latest year for which data are available) for the 2000-2017 GHG emissions period, California emitted an average 424.1 million metric tons of CO_2e per year ($MMTCO_2e/yr$) (28).

2.6 EFFECTS OF CLIMATE CHANGE IN CALIFORNIA

2.6.1 PUBLIC HEALTH

Higher temperatures may increase the frequency, duration, and intensity of conditions conducive to air pollution formation. For example, days with weather conducive to ozone formation could increase from 25 to 35% under the lower warming range to 75 to 85% under the medium warming range. In addition, if global background ozone levels increase as predicted in some scenarios, it may become impossible to meet local air quality standards. Air quality could be further compromised by increases in wildfires, which emit fine particulate matter that can travel long distances, depending on wind conditions. The Climate Scenarios report indicates that large wildfires could become up to 55% more frequent if GHG emissions are not significantly reduced (29).

were used U.N. Framework Convention on Climate Change, "Annex I Parties – GHG total without LULUCF," The most recent GHG emissions for China and India are from 2014.

[2] Used http://unfccc.int data for Annex I countries. Consulted the CAIT Climate Data Explorer in https://www.climatewatchdata.org site to reference Non-Annex I countries of China and India.

In addition, under the higher warming range scenario, there could be up to 100 more days per year with temperatures above 90°F in Los Angeles and 95°F in Sacramento by 2100. This is a large increase over historical patterns and approximately twice the increase projected if temperatures remain within or below the lower warming range. Rising temperatures could increase the risk of death from dehydration, heat stroke/exhaustion, heart attack, stroke, and respiratory distress caused by extreme heat (29).

2.6.2 WATER RESOURCES

A vast network of man-made reservoirs and aqueducts captures and transports water throughout the state from northern California rivers and the Colorado River. The current distribution system relies on the Sierra Nevada snowpack to supply water during the dry spring and summer months. Rising temperatures, potentially compounded by decreases in precipitation, could severely reduce spring snowpack, increasing the risk of summer water shortages (29).

If temperatures continue to increase, more precipitation could fall as rain instead of snow, and the snow that does fall could melt earlier, reducing the Sierra Nevada spring snowpack by as much as 70 to 90%. Under the lower warming range scenario, snowpack losses could be only half as large as those possible if temperatures were to rise to the higher warming range. How much snowpack could be lost depends in part on future precipitation patterns, the projections for which remain uncertain. However, even under the wetter climate projections, the loss of snowpack could pose challenges to water managers and hamper hydropower generation. Winter tourism could be adversely affected, under the lower warming range, the ski season at lower elevations could be reduced by as much as a month. If temperatures reach the higher warming range and precipitation declines, there might be many years with insufficient snow for skiing and snowboarding (29).

The State's water supplies are also at risk from rising sea levels. An influx of saltwater could degrade California's estuaries, wetlands, and groundwater aquifers. Saltwater intrusion caused by rising sea levels is a major threat to the quality and reliability of water within the southern edge of the Sacramento/San Joaquin River Delta – a major fresh water supply (29).

2.6.3 AGRICULTURE

Increased temperatures could cause widespread changes to the agriculture industry reducing the quantity and quality of agricultural products statewide. First, California farmers could possibly lose as much as 25% of the water supply needed. Although higher CO_2 levels can stimulate plant production and increase plant water-use efficiency, California's farmers could face greater water demand for crops and a less reliable water supply as temperatures rise. Crop growth and development could change, as could the intensity and frequency of pest and disease outbreaks. Rising temperatures could aggravate ozone pollution, which makes plants more susceptible to disease and pests and interferes with plant growth (29).

Plant growth tends to be slow at low temperatures, increasing with rising temperatures up to a threshold. However, faster growth can result in less-than-optimal development for many crops, so rising temperatures could worsen the quantity and quality of yield for a number of California's

agricultural products. Products likely to be most affected include wine grapes, fruits and nuts (29).

In addition, continued GCC could shift the ranges of existing invasive plants and weeds and alter competition patterns with native plants. Range expansion could occur in many species while range contractions may be less likely in rapidly evolving species with significant populations already established. Should range contractions occur, new or different weed species could fill the emerging gaps. Continued GCC could alter the abundance and types of many pests, lengthen pests' breeding season, and increase pathogen growth rates (29).

2.6.4 Forests and Landscapes

GCC has the potential to intensify the current threat to forests and landscapes by increasing the risk of wildfire and altering the distribution and character of natural vegetation. If temperatures rise into the medium warming range, the risk of large wildfires in California could increase by as much as 55%, which is almost twice the increase expected if temperatures stay in the lower warming range. However, since wildfire risk is determined by a combination of factors, including precipitation, winds, temperature, and landscape and vegetation conditions, future risks will not be uniform throughout the state. In contrast, wildfires in northern California could increase by up to 90% due to decreased precipitation (29).

Moreover, continued GCC has the potential to alter natural ecosystems and biological diversity within the state. For example, alpine and subalpine ecosystems could decline by as much as 60 to 80% by the end of the century as a result of increasing temperatures. The productivity of the state's forests has the potential to decrease as a result of GCC (29).

2.6.5 Rising Sea Levels

Rising sea levels, more intense coastal storms, and warmer water temperatures could increasingly threaten the state's coastal regions. Under the higher warming range scenario, sea level is anticipated to rise 22 to 35 inches by 2100. Elevations of this magnitude would inundate low-lying coastal areas with saltwater, accelerate coastal erosion, threaten vital levees and inland water systems, and disrupt wetlands and natural habitats. Under the lower warming range scenario, sea level could rise 12-14 inches (29).

2.7 Regulatory Setting

2.7.1 International

Climate change is a global issue involving GHG emissions from all around the world; therefore, countries such as the ones discussed below have made an effort to reduce GHGs.

IPCC

In 1988, the United Nations (U.N.) and the World Meteorological Organization established the IPCC to assess the scientific, technical and socioeconomic information relevant to understanding the scientific basis of risk of human-induced climate change, its potential impacts, and options for adaptation and mitigation.

UNITED NATION'S FRAMEWORK CONVENTION ON CLIMATE CHANGE (CONVENTION)

On March 21, 1994, the U.S. joined a number of countries around the world in signing the Convention. Under the Convention, governments gather and share information on GHG emissions, national policies, and best practices; launch national strategies for addressing GHG emissions and adapting to expected impacts, including the provision of financial and technological support to developing countries; and cooperate in preparing for adaptation to the impacts of climate change.

INTERNATIONAL CLIMATE CHANGE TREATIES

The Kyoto Protocol is an international agreement linked to the Convention. The major feature of the Kyoto Protocol is that it sets binding targets for 37 industrialized countries and the European community for reducing GHG emissions at an average of 5% against 1990 levels over the five-year period 2008–2012. The Convention (as discussed above) encouraged industrialized countries to stabilize emissions; however, the Protocol commits them to do so. Developed countries have contributed more emissions over the last 150 years; therefore, the Protocol places a heavier burden on developed nations under the principle of "common but differentiated responsibilities."

In 2001, President George W. Bush indicated that he would not submit the treaty to the U.S. Senate for ratification, which effectively ended American involvement in the Kyoto Protocol. In December 2009, international leaders met in Copenhagen to address the future of international climate change commitments post-Kyoto. No binding agreement was reached in Copenhagen; however, the Committee identified the long-term goal of limiting the maximum global average temperature increase to no more than 2 degrees Celsius (°C) above pre-industrial levels, subject to a review in 2015. The UN Climate Change Committee held additional meetings in Durban, South Africa in November 2011; Doha, Qatar in November 2012; and Warsaw, Poland in November 2013. The meetings are gradually gaining consensus among participants on individual climate change issues.

On September 23, 2014 more than 100 Heads of State and Government and leaders from the private sector and civil society met at the Climate Summit in New York hosted by the U.N. At the Summit, heads of government, business and civil society announced actions in areas that would have the greatest impact on reducing emissions, including climate finance, energy, transport, industry, agriculture, cities, forests, and building resilience.

Parties to the U.N. Framework Convention on Climate Change (UNFCCC) reached a landmark agreement on December 12, 2015 in Paris, charting a fundamentally new course in the two-decade-old global climate effort. Culminating a four-year negotiating round, the new treaty ends the strict differentiation between developed and developing countries that characterized earlier efforts, replacing it with a common framework that commits all countries to put forward their best efforts and to strengthen them in the years ahead. This includes, for the first time, requirements that all parties report regularly on their emissions and implementation efforts and undergo international review.

The agreement and a companion decision by parties were the key outcomes of the conference, known as the 21st session of the UNFCCC Conference of the Parties (COP) 21. Together, the Paris Agreement and the accompanying COP decision:

- Reaffirm the goal of limiting global temperature increase well below 2°C, while urging efforts to limit the increase to 1.5 degrees;
- Establish binding commitments by all parties to make "nationally determined contributions" (NDCs), and to pursue domestic measures aimed at achieving them;
- Commit all countries to report regularly on their emissions and "progress made in implementing and achieving" their NDCs, and to undergo international review;
- Commit all countries to submit new NDCs every five years, with the clear expectation that they will "represent a progression" beyond previous ones;
- Reaffirm the binding obligations of developed countries under the UNFCCC to support the efforts of developing countries, while for the first time encouraging voluntary contributions by developing countries too;
- Extend the current goal of mobilizing $100 billion a year in support by 2020 through 2025, with a new, higher goal to be set for the period after 2025;
- Extend a mechanism to address "loss and damage" resulting from climate change, which explicitly will not "involve or provide a basis for any liability or compensation;"
- Require parties engaging in international emissions trading to avoid "double counting;" and
- Call for a new mechanism, similar to the Clean Development Mechanism under the Kyoto Protocol, enabling emission reductions in one country to be counted toward another country's NDC (C2ES 2015a) (30).

On November 4, 2019, the Trump administration formally notified the U.N. that the U.S. would withdraw from the Paris Agreement. It should be noted that withdrawal would be effective one year after notification in 2020.

2.7.2 NATIONAL

Prior to the last decade, there have been no concrete federal regulations of GHGs or major planning for climate change adaptation. The following are actions regarding the federal government, GHGs, and fuel efficiency.

GHG ENDANGERMENT

In *Massachusetts v. Environmental Protection Agency* (EPA) 549 U.S. 497 (2007), decided on April 2, 2007, the U.S. Supreme Court (Supreme Court) found that four GHGs, including CO_2, are air pollutants subject to regulation under Section 202(a)(1) of the Federal Clean Air Act (CAA). The Court held that the EPA Administrator must determine whether emissions of GHGs from new motor vehicles cause or contribute to air pollution, which may reasonably be anticipated to endanger public health or welfare, or whether the science is too uncertain to make a reasoned decision. On December 7, 2009, the EPA Administrator signed two distinct findings regarding GHGs under section 202(a) of the CAA:

- Endangerment Finding: The Administrator finds that the current and projected concentrations of the six key well-mixed GHGs— CO_2, CH_4, N_2O, HFCs, PFCs, and SF_6—in the atmosphere threaten the public health and welfare of current and future generations.
- Cause or Contribute Finding: The Administrator finds that the combined emissions of these well-mixed GHGs from new motor vehicles and new motor vehicle engines contribute to the GHG pollution, which threatens public health and welfare.

These findings do not impose requirements on industry or other entities. However, this was a prerequisite for implementing GHG emissions standards for vehicles, as discussed in the section "Clean Vehicles" below. After a lengthy legal challenge, the Supreme Court declined to review an Appeals Court ruling that upheld the EPA Administrator's findings (31).

CLEAN VEHICLES

Congress first passed the Corporate Average Fuel Economy law in 1975 to increase the fuel economy of cars and light duty trucks. The law has become more stringent over time. On May 19, 2009, President Obama put in motion a new national policy to increase fuel economy for all new cars and trucks sold in the U.S. On April 1, 2010, the EPA and the Department of Transportation's National Highway Traffic Safety Administration (NHTSA) announced a joint final rule establishing a national program that would reduce GHG emissions and improve fuel economy for new cars and trucks sold in the U.S.

The first phase of the national program applies to passenger cars, light-duty trucks, and medium-duty (MD) passenger vehicles, covering model years 2012 through 2016. They require these vehicles to meet an estimated combined average emissions level of 250 grams of CO_2 per mile, equivalent to 35.5 miles per gallon (mpg) if the automobile industry were to meet this CO_2 level solely through fuel economy improvements. Together, these standards would cut CO_2 emissions by an estimated 960 million metric tons and 1.8 billion barrels of oil over the lifetime of the vehicles sold under the program (model years 2012–2016). The EPA and the NHTSA issued final rules on a second-phase joint rulemaking establishing national standards for light-duty vehicles for model years 2017 through 2025 in August 2012. The new standards for model years 2017 through 2025 apply to passenger cars, light-duty trucks, and MD passenger vehicles. The final standards are projected to result in an average industry fleetwide level of 163 grams/mile of CO_2 in model year 2025, which is equivalent to 54.5 mpg if achieved exclusively through fuel economy improvements.

The EPA and the U.S. Department of Transportation issued final rules for the first national standards to reduce GHG emissions and improve fuel efficiency of heavy-duty trucks (HDT) and buses on September 15, 2011, effective November 14, 2011. For combination tractors, the agencies are proposing engine and vehicle standards that begin in the 2014 model year and achieve up to a 20% reduction in CO_2 emissions and fuel consumption by the 2018 model year. For HDT and vans, the agencies are proposing separate gasoline and diesel truck standards, which phase in starting in the 2014 model year and achieve up to a 10% reduction for gasoline vehicles and a 15% reduction for diesel vehicles by the 2018 model year (12 and 17% respectively if accounting for air conditioning leakage). Lastly, for vocational vehicles, the engine and vehicle

standards would achieve up to a 10% reduction in fuel consumption and CO_2 emissions from the 2014 to 2018 model years.

On August 2,2018, the NHTSA in conjunction with the EPA, released a notice of proposed rulemaking, the *Safer Affordable Fuel-Efficient (SAFE) Vehicles Rule for Model Years 2021-2026 Passenger Cars and Light Trucks* (SAFE Vehicles Rule). The SAFE Vehicles Rule was proposed to amend exiting CAFE and tailpipe CO_2 standards for passenger cars and light trucks and to establish new standards covering model years 2021 through 2026. As of March 31, 2020, the NHTSA and EPA finalized the SAFE Vehicle Rule which increased stringency of CAFE and CO_2 emissions standards by 1.5% each year through model year 2026 (32).

MANDATORY REPORTING OF GHGS

The Consolidated Appropriations Act of 2008, passed in December 2007, requires the establishment of mandatory GHG reporting requirements. On September 22, 2009, the EPA issued the Final Mandatory Reporting of GHGs Rule, which became effective January 1, 2010. The rule requires reporting of GHG emissions from large sources and suppliers in the U.S. and is intended to collect accurate and timely emissions data to inform future policy decisions. Under the rule, suppliers of fossil fuels or industrial GHGs, manufacturers of vehicles and engines, and facilities that emit 25,000 metric tons per year (MT/yr) or more of GHG emissions are required to submit annual reports to the EPA.

NEW SOURCE REVIEW

The EPA issued a final rule on May 13, 2010, that establishes thresholds for GHGs that define when permits under the New Source Review Prevention of Significant Deterioration and Title V Operating Permit programs are required for new and existing industrial facilities. This final rule "tailors" the requirements of these CAA permitting programs to limit which facilities will be required to obtain Prevention of Significant Deterioration and Title V permits. In the preamble to the revisions to the Federal Code of Regulations, the EPA states:

> *"This rulemaking is necessary because without it the Prevention of Significant Deterioration and Title V requirements would apply, as of January 2, 2011, at the 100 or 250 tons per year levels provided under the CAA, greatly increasing the number of required permits, imposing undue costs on small sources, overwhelming the resources of permitting authorities, and severely impairing the functioning of the programs. EPA is relieving these resource burdens by phasing in the applicability of these programs to GHG sources, starting with the largest GHG emitters. This rule establishes two initial steps of the phase-in. The rule also commits the agency to take certain actions on future steps addressing smaller sources but excludes certain smaller sources from Prevention of Significant Deterioration and Title V permitting for GHG emissions until at least April 30, 2016."*

The EPA estimates that facilities responsible for nearly 70% of the national GHG emissions from stationary sources will be subject to permitting requirements under this rule. This includes the nation's largest GHG emitters—power plants, refineries, and cement production facilities.

STANDARDS OF PERFORMANCE FOR GHG EMISSIONS FOR NEW STATIONARY SOURCES: ELECTRIC UTILITY GENERATING UNITS

As required by a settlement agreement, the EPA proposed new performance standards for emissions of CO_2 for new, affected, fossil fuel-fired electric utility generating units on March 27, 2012. New sources greater than 25 megawatts (MW) would be required to meet an output-based standard of 1,000 pounds (lbs) of CO_2 per MW-hour (MWh), based on the performance of widely used natural gas combined cycle technology. It should be noted that on February 9, 2016 the Supreme Court issued a stay of this regulation pending litigation. Additionally, the current EPA Administrator has also signed a measure to repeal the Clean Power Plan, including the CO_2 standards. The Clean Power Plan was officially repealed on June 19, 2019, when the EPA issued the final Affordable Clean Energy rule (ACE). Under ACE, new state emission guidelines were established that provided existing coal-fired electric utility generating units with achievable standards.

CAP-AND-TRADE

Cap-and-trade refers to a policy tool where emissions are limited to a certain amount and can be traded or provides flexibility on how the emitter can comply. Successful examples in the U.S. include the Acid Rain Program and the N_2O Budget Trading Program and Clean Air Interstate Rule in the northeast. There is no federal GHG cap-and-trade program currently; however, some states have joined to create initiatives to provide a mechanism for cap-and-trade.

The Regional GHG Initiative is an effort to reduce GHGs among the states of Connecticut, Delaware, Maine, Maryland, Massachusetts, New Hampshire, New York, Rhode Island, and Vermont. Each state caps CO_2 emissions from power plants, auctions CO_2 emission allowances, and invests the proceeds in strategic energy programs that further reduce emissions, save consumers money, create jobs, and build a clean energy economy. The Initiative began in 2008 and in 2020 has retained all participating states.

The Western Climate Initiative (WCI) partner jurisdictions have developed a comprehensive initiative to reduce regional GHG emissions to 15% below 2005 levels by 2020. The partners were originally California, British Columbia, Manitoba, Ontario, and Quebec. However, Manitoba and Ontario are not currently participating. California linked with Quebec's cap-and-trade system January 1, 2014, and joint offset auctions took place in 2015. While the WCI has yet to publish whether it has successfully reached the 2020 emissions goal initiative set in 2007, SB 32, requires that California, a major partner in the WCI, adopt the goal of reducing statewide GHG emissions to 40% below the 1990 level by 2030.

SMARTWAY PROGRAM

The SmartWay Program is a public-private initiative between the EPA, large and small trucking companies, rail carriers, logistics companies, commercial manufacturers, retailers, and other federal and state agencies. Its purpose is to improve fuel efficiency and the environmental performance (reduction of both GHG emissions and air pollution) of the goods movement supply chains. SmartWay is comprised of four components (33):

1. SmartWay Transport Partnership: A partnership in which freight carriers and shippers commit to benchmark operations, track fuel consumption, and improve performance annually.
2. SmartWay Technology Program: A testing, verification, and designation program to help freight companies identify equipment, technologies, and strategies that save fuel and lower emissions.
3. SmartWay Vehicles: A program that ranks light-duty cars and small trucks and identifies superior environmental performers with the SmartWay logo.
4. SmartWay International Interests: Guidance and resources for countries seeking to develop freight sustainability programs modeled after SmartWay.

SmartWay effectively refers to requirements geared towards reducing fuel consumption. Most large trucking fleets driving newer vehicles are compliant with SmartWay design requirements. Moreover, over time, all HDTs will have to comply with CARB GHG Regulation that is designed with the SmartWay Program in mind, to reduce GHG emissions by making them more fuel-efficient. For instance, in 2015, 53 foot or longer dry vans or refrigerated trailers equipped with a combination of SmartWay-verified low-rolling resistance tires and SmartWay-verified aerodynamic devices would obtain a total of 10% or more fuel savings over traditional trailers.

Through the SmartWay Technology Program, the EPA has evaluated the fuel saving benefits of various devices through grants, cooperative agreements, emissions and fuel economy testing, demonstration projects and technical literature review. As a result, the EPA has determined the following types of technologies provide fuel saving and/or emission reducing benefits when used properly in their designed applications, and has verified certain products:

- Idle reduction technologies – less idling of the engine when it is not needed would reduce fuel consumption.
- Aerodynamic technologies minimize drag and improve airflow over the entire tractor-trailer vehicle. Aerodynamic technologies include gap fairings that reduce turbulence between the tractor and trailer, side skirts that minimize wind under the trailer, and rear fairings that reduce turbulence and pressure drop at the rear of the trailer.
- Low rolling resistance tires can roll longer without slowing down, thereby reducing the amount of fuel used. Rolling resistance (or rolling friction or rolling drag) is the force resisting the motion when a tire rolls on a surface. The wheel will eventually slow down because of this resistance.
- Retrofit technologies include things such as diesel particulate filters, emissions upgrades (to a higher tier), etc., which would reduce emissions.
- Federal excise tax exemptions.

2.7.3 CALIFORNIA

2.7.3.1 LEGISLATIVE ACTIONS TO REDUCE GHGS

The State of California legislature has enacted a series of bills that constitute the most aggressive program to reduce GHGs of any state in the nation. Some legislation such as the landmark AB 32 was specifically enacted to address GHG emissions. Other legislation such as Title 24 and Title 20 energy standards were originally adopted for other purposes such as energy and water

conservation, but also provide GHG reductions. This section describes the major provisions of the legislation.

EXECUTIVE ORDER S-3-05

Former California Governor Arnold Schwarzenegger announced on June 1, 2005, through Executive Order S-3-05, the following reduction targets for GHG emissions:

- By 2010, reduce GHG emissions to 2000 levels.
- By 2020, reduce GHG emissions to 1990 levels.
- By 2050, reduce GHG emissions to 80% below 1990 levels.

The 2050 reduction goal represents what some scientists believe is necessary to reach levels that will stabilize the climate. The 2020 goal was established to be a mid-term target. Because this is an executive order, the goals are not legally enforceable for local governments or the private sector.

AB 32

The California State Legislature enacted AB 32, which requires that GHGs emitted in California be reduced to 1990 levels by the year 2020. "GHGs" as defined under AB 32 include CO_2, CH_4, N_2O, HFCs, PFCs, and SF_6. Since AB 32 was enacted, a seventh chemical, nitrogen trifluoride, has also been added to the list of GHGs. CARB is the state agency charged with monitoring and regulating sources of GHGs. Pursuant to AB 32, CARB adopted regulations to achieve the maximum technologically feasible and cost-effective GHG emission reductions. AB 32 states the following:

> *"Global warming poses a serious threat to the economic well-being, public health, natural resources, and the environment of California. The potential adverse impacts of global warming include the exacerbation of air quality problems, a reduction in the quality and supply of water to the state from the Sierra snowpack, a rise in sea levels resulting in the displacement of thousands of coastal businesses and residences, damage to marine ecosystems and the natural environment, and an increase in the incidences of infectious diseases, asthma, and other human health-related problems."*

CARB approved the 1990 GHG emissions level of 427 $MMTCO_2e$ on December 6, 2007 (34). Therefore, emissions generated in California in 2020 are required to be equal to or less than 427 $MMTCO_2e$. Emissions in 2020 in a "business as usual" (BAU) scenario were estimated to be 596 $MMTCO_2e$, which do not account for reductions from AB 32 regulations (35). At that level, a 28.4% reduction was required to achieve the 427 $MMTCO_2e$ 1990 inventory. In October 2010, CARB prepared an updated 2020 forecast to account for the recession and slower forecasted growth. The forecasted inventory without the benefits of adopted regulation is now estimated at 545 $MMTCO_2e$. Therefore, under the updated forecast, a 21.7% reduction from BAU is required to achieve 1990 levels (36) .

PROGRESS IN ACHIEVING AB 32 TARGETS AND REMAINING REDUCTIONS REQUIRED

The State has made steady progress in implementing AB 32 and achieving targets included in Executive Order S-3-05. The progress is shown in updated emission inventories prepared by CARB for 2000 through 2012 (37). The State has achieved the Executive Order S-3-05 target for 2010 of reducing GHG emissions to 2000 levels. As shown below, the 2010 emission inventory achieved this target.

- 1990: 427 $MMTCO_2e$ (AB 32 2020 target)
- 2000: 463 $MMTCO_2e$ (an average 8% reduction needed to achieve 1990 base)
- 2010: 450 $MMTCO_2e$ (an average 5% reduction needed to achieve 1990 base)

CARB has also made substantial progress in achieving its goal of achieving 1990 emissions levels by 2020. As described earlier in this section, CARB revised the 2020 BAU inventory forecast to account for new lower growth projections, which resulted in a new lower reduction from BAU to achieve the 1990 base. The previous reduction from 2020 BAU needed to achieve 1990 levels was 28.4% and the latest reduction from 2020 BAU is 21.7%.

- 2020: 545 $MMTCO_2e$ BAU (an average 21.7% reduction from BAU needed to achieve 1990 base)

SB 375 – THE SUSTAINABLE COMMUNITIES AND CLIMATE PROTECTION ACT OF 2008

Passing the Senate on August 30, 2008, Senate Bill (SB) 375 was signed by the Governor on September 30, 2008. According to SB 375, the transportation sector is the largest contributor of GHG emissions, which emits over 40% of the total GHG emissions in California. SB 375 states, "Without improved land use and transportation policy, California will not be able to achieve the goals of AB 32." SB 375 does the following: it (1) requires metropolitan planning organizations to include sustainable community strategies in their regional transportation plans for reducing GHG emissions, (2) aligns planning for transportation and housing, and (3) creates specified incentives for the implementation of the strategies.

SB 375 also requires Metropolitan Planning Organizations (MPOs) to prepare a Sustainable Communities Strategy (SCS) within the Regional Transportation Plan (RTP) that guides growth while taking into account the transportation, housing, environmental, and economic needs of the region. SB 375 uses CEQA streamlining as an incentive to encourage residential projects, which help achieve AB 32 goals to reduce GHG emissions. Although SB 375 does not prevent CARB from adopting additional regulations, such actions are not anticipated in the foreseeable future.

Concerning CEQA, SB 375, as codified in Public Resources Code Section 21159.28, states that CEQA findings for certain projects are not required to reference, describe, or discuss (1) growth inducing impacts, or (2) any project-specific or cumulative impacts from cars and light-duty truck trips generated by the project on global warming or the regional transportation network, if the project:

1. Is in an area with an approved sustainable communities strategy or an alternative planning strategy that CARB accepts as achieving the GHG emission reduction targets.
2. Is consistent with that strategy (in designation, density, building intensity, and applicable policies).
3. Incorporates the mitigation measures required by an applicable prior environmental document.

AB 1493

California AB 1493, enacted on July 22, 2002, required CARB to develop and adopt regulations that reduce GHGs emitted by passenger vehicles and light duty trucks. Implementation of the regulation was delayed by lawsuits filed by automakers and by the EPA's denial of an implementation waiver. The EPA subsequently granted the requested waiver in 2009, which was upheld by the U.S. District Court for the District of Columbia in 2011.

The standards phase in during the 2009 through 2016 model years. When fully phased in, the near-term (2009–2012) standards will result in about a 22% reduction compared with the 2002 fleet, and the mid-term (2013–2016) standards will result in about a 30% reduction. Several technologies stand out as providing significant reductions in emissions at favorable costs. These include discrete variable valve lift or camless valve actuation to optimize valve operation rather than relying on fixed valve timing and lift as has historically been done; turbocharging to boost power and allow for engine downsizing; improved multi-speed transmissions; and improved air conditioning systems that operate optimally, leak less, and/or use an alternative refrigerant.

The second phase of the implementation for the Pavley bill was incorporated into Amendments to the Low-Emission Vehicle Program (LEV III) or the Advanced Clean Cars program. The Advanced Clean Car program combines the control of smog-causing pollutants and GHG emissions into a single coordinated package of requirements for model years 2017 through 2025. The regulation will reduce GHGs from new cars by 34% from 2016 levels by 2025. The new rules will clean up gasoline and diesel-powered cars, and deliver increasing numbers of zero-emission technologies, such as full battery electric cars, newly emerging plug-in hybrid electric vehicles (EV) and hydrogen fuel cell cars. The package will also ensure adequate fueling infrastructure is available for the increasing numbers of hydrogen fuel cell vehicles planned for deployment in California.

SB 350— CLEAN ENERGY AND POLLUTION REDUCTION ACT OF 2015

In October 2015, the legislature approved, and the Governor signed SB 350, which reaffirms California's commitment to reducing its GHG emissions and addressing climate change. Key provisions include an increase in the RPS, higher energy efficiency requirements for buildings, initial strategies towards a regional electricity grid, and improved infrastructure for EV charging stations. Provisions for a 50% reduction in the use of petroleum statewide were removed from the Bill because of opposition and concern that it would prevent the Bill's passage. Specifically, SB 350 requires the following to reduce statewide GHG emissions:

- Increase the amount of electricity procured from renewable energy sources from 33% to 50% by 2030, with interim targets of 40% by 2024, and 25% by 2027.
- Double the energy efficiency in existing buildings by 2030. This target will be achieved through the California Public Utility Commission (CPUC), the California Energy Commission (CEC), and local publicly owned utilities.
- Reorganize the Independent System Operator to develop more regional electrify transmission markets and to improve accessibility in these markets, which will facilitate the growth of renewable energy markets in the western United States.

SB 32

On September 8, 2016, Governor Jerry Brown signed the Senate Bill (SB) 32 and its companion bill, AB 197. SB 32 requires the state to reduce statewide GHG emissions to 40% below 1990 levels by 2030, a reduction target that was first introduced in Executive Order B-30-15. The new legislation builds upon the AB 32 goal of 1990 levels by 2020 and provides an intermediate goal to achieving S-3-05, which sets a statewide GHG reduction target of 80% below 1990 levels by 2050. AB 197 creates a legislative committee to oversee regulators to ensure that CARB not only responds to the Governor, but also the Legislature (11).

CARB Scoping Plan

CARB's Climate Change Scoping Plan (Scoping Plan) contains measures designed to reduce the State's emissions to 1990 levels by the year 2020 to comply with AB 32 (35). The Scoping Plan identifies recommended measures for multiple GHG emission sectors and the associated emission reductions needed to achieve the year 2020 emissions target—each sector has a different emission reduction target. Most of the measures target the transportation and electricity sectors. As stated in the Scoping Plan, the key elements of the strategy for achieving the 2020 GHG target include:

- Expanding and strengthening existing energy efficiency programs as well as building and appliance standards;
- Achieving a statewide renewables energy mix of 33%;
- Developing a California cap-and-trade program that links with other Western Climate Initiative partner programs to create a regional market system;
- Establishing targets for transportation related GHG emissions for regions throughout California and pursuing policies and incentives to achieve those targets;
- Adopting and implementing measures pursuant to existing State laws and policies, including California's clean car standards, goods movement measures, and the LCFS; and
- Creating targeted fees, including a public goods charge on water use, fees on high GWP gases, and a fee to fund the administrative costs of the State's long-term commitment to AB 32 implementation.

CARB approved the First Scoping Plan Update on May 22, 2014. The First Scoping Plan Update identifies the next steps for California's climate change strategy. The First Scoping Plan Update shows how California continues on its path to meet the near-term 2020 GHG limit, but also sets a path toward long-term, deep GHG emission reductions. The report establishes a broad framework for continued emission reductions beyond 2020, on the path to 80% below 1990 levels by 2050. The First Scoping Plan Update identifies progress made to meet the near-term objectives of AB 32 and defines California's climate change priorities and activities for the next several years. The First Scoping Plan Update does not set new targets for the State but describes a path that would achieve the long term 2050 goal of Executive Order S-3-05 for emissions to decline to 80% below 1990 levels by 2050 (37).

Forecasting the amount of emissions that would occur in 2020 if no actions are taken was necessary to assess the amount of reductions California must achieve to return to the 1990

emissions level by 2020 as required by AB 32. The no-action scenario is known as "business-as-usual" or BAU. CARB originally defined the BAU scenario as emissions in the absence of any GHG emission reduction measures discussed in the Scoping Plan.

As part of CEQA compliance for the Scoping Plan, CARB prepared a Supplemental Functional Equivalent Document (FED) in 2011. The FED included an updated 2020 BAU emissions inventory projection based on current economic forecasts (i.e., as influenced by the economic downturn) and emission reduction measures already in place, replacing its prior 2020 BAU emissions inventory. CARB staff derived the updated emissions estimates by projecting emissions growth, by sector, from the state's average emissions from 2006–2008. The new BAU estimate includes emission reductions for the million-solar-roofs program, the AB 1493 motor vehicle GHG emission standards, and the LCFS. In addition, CARB factored into the 2020 BAU inventory emissions reductions associated with 33% RPS for electricity generation. The updated BAU estimate of 507 $MMTCO_2e$ by 2020 requires a reduction of 80 $MMTCO_2e$, or a 16% reduction below the estimated BAU levels to return to 1990 levels (i.e., 427 $MMTCO_2e$) by 2020.

In order to provide a BAU reduction that is consistent with the original definition in the Scoping Plan and with threshold definitions used in thresholds adopted by lead agencies for CEQA purposes and many CAPs, the updated inventory without regulations was also included in the Supplemental FED. CARB 2020 BAU projection for GHG emissions in California was originally estimated to be 596 $MMTCO_2e$. The updated CARB 2020 BAU projection in the Supplemental FED is 545 $MMTCO_2e$. Considering the updated BAU estimate of 545 $MMTCO_2e$ by 2020, CARB estimates a 21.7% reduction below the estimated statewide BAU levels is necessary to return to 1990 emission levels (i.e., 427 $MMTCO_2e$) by 2020, instead of the approximate 28.4% BAU reduction previously reported under the original Climate Change Scoping Plan (35).

2017 CLIMATE CHANGE SCOPING PLAN UPDATE

In compliance with AB 32 and the 2008 Scoping Plan, the target year 2020 has been fulfilled and will look onward to the 2017 Scoping Plan that should be in compliance by 2030.

In November 2017, CARB released the 2017 Scoping Plan Update, which identifies the State's post-2020 reduction strategy. The 2017 Scoping Plan Update reflects the 2030 target of a 40% reduction below 1990 levels, set by Executive Order B-30-15 and codified by SB 32. Key programs that the proposed Second Update builds upon include the Cap-and-Trade Regulation, the LCFS, and much cleaner cars, trucks and freight movement, utilizing cleaner, renewable energy, and strategies to reduce CH_4 emissions from agricultural and other wastes.

The 2017 Scoping Plan Update establishes a new emissions limit of 260 $MMTCO_2e$ for the year 2030, which corresponds to a 40% decrease in 1990 levels by 2030.

California's climate strategy will require contributions from all sectors of the economy, including the land base, and will include enhanced focus on zero- and near-zero-emission (ZE/NZE) vehicle technologies; continued investment in renewables, including solar roofs, wind, and other distributed generation; greater use of low carbon fuels; integrated land conservation and development strategies; coordinated efforts to reduce emissions of short-lived climate pollutants (CH_4, black carbon, and fluorinated gases); and an increased focus on integrated land use

planning to support livable, transit-connected communities and conservation of agricultural and other lands. Requirements for direct GHG reductions at refineries will further support air quality co-benefits in neighborhoods, including in disadvantaged communities historically located adjacent to these large stationary sources, as well as efforts with California's local air pollution control and air quality management districts (air districts) to tighten emission limits on a broad spectrum of industrial sources. Major elements of the 2017 Scoping Plan framework include:

- Implementing and/or increasing the standards of the Mobile Source Strategy, which include increasing ZEV buses and trucks.
- LCFS, with an increased stringency (18% by 2030).
- Implementing SB 350, which expands the RPS to 50% RPS and doubles energy efficiency savings by 2030.
- California Sustainable Freight Action Plan, which improves freight system efficiency, utilizes near-zero emissions technology, and deployment of zero-emission vehicles (ZEV) trucks.
- Implementing the proposed Short-Lived Climate Pollutant Strategy (SLPS), which focuses on reducing CH_4 and hydroflurocarbon emissions by 40% and anthropogenic black carbon emissions by 50% by year 2030.
- Continued implementation of SB 375.
- Post-2020 Cap-and-Trade Program that includes declining caps.
- 20% reduction in GHG emissions from refineries by 2030.
- Development of a Natural and Working Lands Action Plan to secure California's land base as a net carbon sink.

Note, however, that the 2017 Scoping Plan acknowledges that:

> *"[a]chieving net zero increases in GHG emissions, resulting in no contribution to GHG impacts, may not be feasible or appropriate for every project, however, and the inability of a project to mitigate its GHG emissions to net zero does not imply the project results in a substantial contribution to the cumulatively significant environmental impact of climate change under CEQA."*

In addition to the statewide strategies listed above, the 2017 Scoping Plan Update also identifies local governments as essential partners in achieving the State's long-term GHG reduction goals and identifies local actions to reduce GHG emissions. As part of the recommended actions, CARB recommends that local governments achieve a community-wide goal to achieve emissions of no more than 6 metric tons of CO_2e ($MTCO_2e$) or less per capita by 2030 and 2 $MTCO_2e$ or less per capita by 2050. For CEQA projects, CARB states that lead agencies may develop evidenced-based bright-line numeric thresholds—consistent with the Scoping Plan and the State's long-term GHG goals—and projects with emissions over that amount may be required to incorporate on-site design features and mitigation measures that avoid or minimize project emissions to the degree feasible; or, a performance-based metric using a CAP or other plan to reduce GHG emissions is appropriate.

According to research conducted by the Lawrence Berkeley National Laboratory (LBNL) and supported by CARB, California, under its existing and proposed GHG reduction policies, is on track

to meet the 2020 reduction targets under AB 32 and could achieve the 2030 goals under SB 32. The research utilized a new, validated model known as the California LBNL GHG Analysis of Policies Spreadsheet (CALGAPS), which simulates GHG and criteria pollutant emissions in California from 2010 to 2050 in accordance to existing and future GHG-reducing policies. The CALGAPS model showed that GHG emissions through 2020 could range from 317 to 415 $MTCO_2e$ per year ($MTCO_2e$/yr), "indicating that existing state policies will likely allow California to meet its target [of 2020 levels under AB 32]." CALGAPS also showed that by 2030, emissions could range from 211 to 428 $MTCO_2e$/yr, indicating that "even if all modeled policies are not implemented, reductions could be sufficient to reduce emissions 40% below the 1990 level [of SB 32]." CALGAPS analyzed emissions through 2050 even though it did not generally account for policies that might be put in place after 2030. Although the research indicated that the emissions would not meet the State's 80% reduction goal by 2050, various combinations of policies could allow California's cumulative emissions to remain very low through 2050 (38) (39).

CAP-AND-TRADE PROGRAM

The Scoping Plan identifies a Cap-and-Trade Program as one of the key strategies for California to reduce GHG emissions. According to CARB, a cap-and-trade program will help put California on the path to meet its goal of reducing GHG emissions to 1990 levels by the year 2020 and ultimately achieving an 80% reduction from 1990 levels by 2050. Under cap-and-trade, an overall limit on GHG emissions from capped sectors is established, and facilities subject to the cap will be able to trade permits to emit GHGs within the overall limit.

CARB adopted a California Cap-and-Trade Program pursuant to its authority under AB 32. See Title 17 of the CCR §§ 95800 to 96023). The Cap-and-Trade Program is designed to reduce GHG emissions from major sources (deemed "covered entities") by setting a firm cap on statewide GHG emissions and employing market mechanisms to achieve AB 32's emission-reduction mandate of returning to 1990 levels of emissions by 2020. The statewide cap for GHG emissions from the capped sectors (e.g., electricity generation, petroleum refining, and cement production) commenced in 2013 and will decline over time, achieving GHG emission reductions throughout the program's duration.

Covered entities that emit more than 25.000 $MTCO_2e$/yr must comply with the Cap-and-Trade Program. Triggering of the 25.000 $MTCO_2e$/yr "inclusion threshold" is measured against a subset of emissions reported and verified under the California Regulation for the Mandatory Reporting of GHG Emissions (Mandatory Reporting Rule or "MRR").

Under the Cap-and-Trade Program, CARB issues allowances equal to the total amount of allowable emissions over a given compliance period and distributes these to regulated entities. Covered entities are allocated free allowances in whole or part (if eligible), and may buy allowances at auction, purchase allowances from others, or purchase offset credits. Each covered entity with a compliance obligation is required to surrender "compliance instruments" (30) for each $MTCO_2e$ of GHG they emit. There also are requirements to surrender compliance instruments covering 30% of the prior year's compliance obligation by November of each year. For example, in November 2014, a covered entity was required to submit compliance instruments to cover 30% of its 2013 GHG emissions.

The Cap-and-Trade Program provides a firm cap, ensuring that the 2020 statewide emission limit will not be exceeded. An inherent feature of the Cap-and-Trade program is that it does not guarantee GHG emissions reductions in any discrete location or by any particular source. Rather, GHG emissions reductions are only guaranteed on an accumulative basis. As summarized by CARB in the First Update:

> *"The Cap-and-Trade Regulation gives companies the flexibility to trade allowances with others or take steps to cost-effectively reduce emissions at their own facilities. Companies that emit more have to turn in more allowances or other compliance instruments. Companies that can cut their GHG emissions have to turn in fewer allowances. But as the cap declines, aggregate emissions must be reduced. In other words, a covered entity theoretically could increase its GHG emissions every year and still comply with the Cap-and-Trade Program if there is a reduction in GHG emissions from other covered entities. Such a focus on aggregate GHG emissions is considered appropriate because climate change is a global phenomenon, and the effects of GHG emissions are considered cumulative (CARB 2014)."*

The Cap-and-Trade Program works with other direct regulatory measures and provides an economic incentive to reduce emissions. If California's direct regulatory measures reduce GHG emissions more than expected, then the Cap-and-Trade Program will be responsible for relatively fewer emissions reductions. If California's direct regulatory measures reduce GHG emissions less than expected, then the Cap-and-Trade Program will be responsible for relatively more emissions reductions. Thus, the Cap-and-Trade Program assures that California will meet its 2020 GHG emissions reduction mandate:

> *"The Cap-and-Trade Program establishes an overall limit on GHG emissions from most of the California economy—the "capped sectors." Within the capped sectors, some of the reductions are being accomplished through direct regulations, such as improved building and appliance efficiency standards, the [Low Carbon Fuel Standard] LCFS, and the 33% [Renewables Portfolio Standard] RPS. Whatever additional reductions are needed to bring emissions within the cap is accomplished through price incentives posed by emissions allowance prices. Together, direct regulation and price incentives assure that emissions are brought down cost-effectively to the level of the overall cap. The Cap-and-Trade Regulation provides assurance that California's 2020 limit will be met because the regulation sets a firm limit on 85% of California's GHG emissions. In sum, the Cap-and-Trade Program will achieve aggregate, rather than site specific or project-level, GHG emissions reductions. Also, due to the regulatory architecture adopted by CARB in AB 32, the reductions attributed to the Cap-and-Trade Program can change over time depending on the State's emissions forecasts and the effectiveness of direct regulatory measures* (37)*."*

As of January 1, 2015, the Cap-and-Trade Program covered approximately 85% of California's GHG emissions. The Cap-and-Trade Program covers the GHG emissions associated with electricity consumed in California, whether generated in-state or imported. Accordingly, GHG

emissions associated with CEQA projects' electricity usage are covered by the Cap-and-Trade Program.

The Cap-and-Trade Program also covers fuel suppliers (natural gas and propane fuel providers and transportation fuel providers) to address emissions from such fuels and from combustion of other fossil fuels not directly covered at large sources in the Program's first compliance period. While the Cap-and-Trade Program technically covered fuel suppliers as early as 2012, they did not have a compliance obligation (i.e., they were not fully regulated) until 2015. The Cap-and-Trade Program covers the GHG emissions associated with the combustion of transportation fuels in California, whether refined in-state or imported. The point of regulation for transportation fuels is when they are "supplied" (i.e., delivered into commerce). Accordingly, as with stationary source GHG emissions and GHG emissions attributable to electricity use, virtually all, if not all, of GHG emissions from CEQA projects associated with VMT are covered by the Cap-and-Trade Program (40). In addition, the Scoping Plan differentiates between "capped" and "uncapped" strategies. "Capped" strategies are subject to the proposed cap-and-trade program. The Scoping Plan states that the inclusion of these emissions within the Program will help ensure that the year 2020 emission targets are met despite some degree of uncertainty in the emission reduction estimates for any individual measure. Implementation of the capped strategies is calculated to achieve a sufficient amount of reductions by 2020 to achieve the emission target contained in AB 32. "Uncapped" strategies that will not be subject to the cap-and-trade emissions caps and requirements are provided as a margin of safety by accounting for additional GHG emission reductions.[3]

2.7.3.2 EXECUTIVE ORDERS RELATED TO GHG EMISSIONS

California's Executive Branch has taken several actions to reduce GHGs through the use of Executive Orders. Although not regulatory, they set the tone for the state and guide the actions of state agencies.

EXECUTIVE ORDER S-13-08

Executive Order S-13-08 states that "climate change in California during the next century is expected to shift precipitation patterns, accelerate sea level rise and increase temperatures, thereby posing a serious threat to California's economy, to the health and welfare of its population and to its natural resources." Pursuant to the requirements in the Order, the 2009 California Climate Adaptation Strategy (CNRA 2009) was adopted, which is the "…first statewide, multi-sector, region-specific, and information-based climate change adaptation strategy in the United States." Objectives include analyzing risks of climate change in California, identifying and exploring strategies to adapt to climate change, and specifying a direction for future research.

[3] On March 17, 2011, the San Francisco Superior Court issued a final decision in *Association of Irritated Residents v. California Air Resources Board* (Case No. CPF-09-509562). While the Court upheld the validity of CARB Scoping Plan for the implementation of AB 32, the Court enjoined CARB from further rulemaking under AB 32 until CARB amends its CEQA environmental review of the Scoping Plan to address the flaws identified by the Court. On May 23, 2011, CARB filed an appeal. On June 24, 2011, the Court of Appeal granted CARB's petition staying the trail court's order pending consideration of the appeal. In the interest of informed decision-making, on June 13, 2011, CARB released the expanded alternatives analysis in a draft Supplement to the AB 32 Scoping Plan Functional Equivalent Document. CARB Board approved the Scoping Plan and the CEQA document on August 24, 2011.

EXECUTIVE ORDER B-30-15

On April 29, 2015, Governor Edmund G. Brown Jr. issued an executive order to establish a California GHG reduction target of 40% below 1990 levels by 2030. The Governor's executive order aligns California's GHG reduction targets with those of leading international governments ahead of the United Nations Climate Change Conference in Paris late 2015. The Order sets a new interim statewide GHG emission reduction target to reduce GHG emissions to 40% below 1990 levels by 2030 in order to ensure California meets its target of reducing GHG emissions to 80% below 1990 levels by 2050 and directs CARB to update the Climate Change Scoping Plan to express the 2030 target in terms of $MMTCO_2e$. The Order also requires the state's climate adaptation plan to be updated every three years, and for the State to continue its climate change research program, among other provisions. As with Executive Order S-3-05, this Order is not legally enforceable for local governments and the private sector. Legislation that would update AB 32 to make post 2020 targets and requirements a mandate is in process in the State Legislature.

EXECUTIVE ORDER S-01-07 – LCFS

The Governor signed Executive Order S-01-07 on January 18, 2007. The order mandates that a statewide goal shall be established to reduce the carbon intensity of California's transportation fuels by at least 10% by 2020. In particular, the Executive Order established a LCFS and directed the Secretary for Environmental Protection to coordinate the actions of the CEC, CARB, the University of California, and other agencies to develop and propose protocols for measuring the "life-cycle carbon intensity" of transportation fuels. This analysis supporting development of the protocols was included in the State Implementation Plan for alternative fuels (State Alternative Fuels Plan adopted by CEC on December 24, 2007) and was submitted to CARB for consideration as an "early action" item under AB 32. CARB adopted the LCFS on April 23, 2009.

The LCFS was challenged in the U.S. District Court in Fresno in 2011. The court's ruling issued on December 29, 2011, included a preliminary injunction against CARB's implementation of the rule. The Ninth Circuit Court of Appeals stayed the injunction on April 23, 2012, pending final ruling on appeal, allowing CARB to continue to implement and enforce the regulation. The Ninth Circuit Court's decision, filed September 18, 2013, vacated the preliminary injunction. In essence, the court held that LCFS adopted by CARB were not in conflict with federal law. On August 8, 2013, the Fifth District Court of Appeal (California) ruled CARB failed to comply with CEQA and the Administrative Procedure Act (APA) when adopting regulations for LCFS. In a partially published opinion, the Court of Appeal reversed the trial court's judgment and directed issuance of a writ of mandate setting aside Resolution 09-31 and two executive orders of CARB approving LCFS regulations promulgated to reduce GHG emissions. However, the court tailored its remedy to protect the public interest by allowing the LCFS regulations to remain operative while CARB complies with the procedural requirements it failed to satisfy.

To address the Court ruling, CARB was required to bring a new LCFS regulation to the Board for consideration in February 2015. The proposed LCFS regulation was required to contain revisions to the 2010 LCFS as well as new provisions designed to foster investments in the production of the low-carbon intensity fuels, offer additional flexibility to regulated parties, update critical

technical information, simplify and streamline program operations, and enhance enforcement. On November 16, 2015 the Office of Administrative Law (OAL) approved the Final Rulemaking Package. The new LCFS regulation became effective on January 1, 2016.

EXECUTIVE ORDER B-55-18 AND SB 100

Executive Order B-55-18 and SB 100. SB 100 and Executive Order B-55-18 were signed by Governor Brown on September 10, 2018. Under the existing RPS, 25% of retail sales are required to be from renewable sources by December 31, 2016, 33% by December 31, 2020, 40% by December 31, 2024, 45% by December 31, 2027, and 50% by December 31, 2030. SB 100 raises California's RPS requirement to 50% renewable resources target by December 31, 2026, and to achieve a 60% target by December 31, 2030. SB 100 also requires that retail sellers and local publicly owned electric utilities procure a minimum quantity of electricity products from eligible renewable energy resources so that the total kilowatt hours of those products sold to their retail end-use customers achieve 44% of retail sales by December 31, 2024, 52% by December 31, 2027, and 60% by December 31, 2030. In addition to targets under AB 32 and SB 32, Executive Order B-55-18 establishes a carbon neutrality goal for the state of California by 2045; and sets a goal to maintain net negative emissions thereafter. The Executive Order directs the California Natural Resources Agency (CNRA), California EPA (CalEPA), the Department of Food and Agriculture (CDFA), and CARB to include sequestration targets in the Natural and Working Lands Climate Change Implementation Plan consistent with the carbon neutrality goal.

2.7.3.3 CALIFORNIA REGULATIONS AND BUILDING CODES

California has a long history of adopting regulations to improve energy efficiency in new and remodeled buildings. These regulations have kept California's energy consumption relatively flat even with rapid population growth.

TITLE 20 CCR

CCR, Title 20: Division 2, Chapter 4, Article 4, Sections 1601-1608: Appliance Efficiency Regulations regulates the sale of appliances in California. The Appliance Efficiency Regulations include standards for both federally regulated appliances and non-federally regulated appliances. 23 categories of appliances are included in the scope of these regulations. The standards within these regulations apply to appliances that are sold or offered for sale in California, except those sold wholesale in California for final retail sale outside the state and those designed and sold exclusively for use in recreational vehicles or other mobile equipment (CEC 2012).

TITLE 24 CCR

CCR Title 24 Part 6: The California Energy Code was first adopted in 1978 in response to a legislative mandate to reduce California's energy consumption.

The standards are updated periodically to allow consideration and possible incorporation of new energy efficient technologies and methods. CCR, Title 24, Part 11: California Green Building Standards Code (CALGreen) is a comprehensive and uniform regulatory code for all residential, commercial, and school buildings that went in effect on January 1, 2009, and is administered by the California Building Standards Commission.

CALGreen is updated on a regular basis, with the most recent approved update consisting of the 2019 California Green Building Code Standards that became effective January 1, 2020. Local jurisdictions are permitted to adopt more stringent requirements, as state law provides methods for local enhancements. CALGreen recognizes that many jurisdictions have developed existing construction waste and demolition ordinances and defers to them as the ruling guidance provided they establish a minimum 65% diversion requirement. The code also provides exemptions for areas not served by construction waste and demolition recycling infrastructure. The State Building Code provides the minimum standard that buildings must meet in order to be certified for occupancy, which is generally enforced by the local building official. Energy efficient buildings require less electricity; therefore, increased energy efficiency reduces fossil fuel consumption and decreases GHG emissions. The 2019 version of Title 24 was adopted by the California Energy Commission (CEC) and became effective on January 1, 2020.

The 2019 Title 24 standards will result in less energy use, thereby reducing air pollutant emissions associated with energy consumption in the South Coast Air Basin (SCAB) and across the State of California. For example, the 2019 Title 24 standards will require solar photovoltaic systems for new homes, establish requirements for newly constructed healthcare facilities, encourage demand responsive technologies for residential buildings, and update indoor and outdoor lighting requirements for nonresidential buildings.

The CEC anticipates that single-family homes built with the 2019 standards will use approximately 7% less energy compared to the residential homes built under the 2016 standards. Additionally, after implementation of solar photovoltaic systems, homes built under the 2019 standards will use about 53% less energy than homes built under the 2016 standards. Nonresidential buildings (such as the Project) will use approximately 30% less energy due to lighting upgrade requirements (19).

Because the Project will be constructed after January 1, 2019, the 2019 CALGreen standards are applicable to the Project and require, among other items (20):

- Short-term bicycle parking. If the new project or an additional alteration is anticipated to generate visitor traffic, provide permanently anchored bicycle racks within 200 feet of the visitors' entrance, readily visible to passers-by, for 5% of new visitor motorized vehicle parking spaces being added, with a minimum of one two-bike capacity rack (5.106.4.1.1).
- Long-term bicycle parking. For new buildings with tenant spaces that have 10 or more tenant-occupants, provide secure bicycle parking for 5% of the tenant-occupant vehicular parking spaces with a minimum of one bicycle parking facility (5.106.4.1.2).
- Designated parking for clean air vehicles. In new projects or additions to alterations that add 10 or more vehicular parking spaces, provide designated parking for any combination of low-emitting, fuel-efficient and carpool/van pool vehicles as shown in Table 5.106.5.2 (5.106.5.2).
- EV charging stations. New construction shall facilitate the future installation of EV supply equipment. The compliance requires empty raceways for future conduit and documentation that the electrical system has adequate capacity for the future load. The number of spaces to be provided for is contained in Table 5.106. 5.3.3 (5.106.5.3).

- Outdoor light pollution reduction. Outdoor lighting systems shall be designed to meet the backlight, uplight and glare ratings per Table 5.106.8 (5.106.8)
- Construction waste management. Recycle and/or salvage for reuse a minimum of 65% of the nonhazardous construction and demolition waste in accordance with Section 5.408.1.1. 5.405.1.2, or 5.408.1.3; or meet a local construction and demolition waste management ordinance, whichever is more stringent (5.408.1).
- Excavated soil and land clearing debris. 100% of trees, stumps, rocks and associated vegetation and soils resulting primarily from land clearing shall be reused or recycled. For a phased project, such material may be stockpiled on site until the storage site is developed (5.408.3).
- Recycling by Occupants. Provide readily accessible areas that serve the entire building and are identified for the depositing, storage and collection of non-hazardous materials for recycling, including (at a minimum) paper, corrugated cardboard, glass, plastics, organic waste, and metals or meet a lawfully enacted local recycling ordinance, if more restrictive (5.410.1).
- Water conserving plumbing fixtures and fittings. Plumbing fixtures (water closets and urinals) and fittings (faucets and showerheads) shall comply with the following:
  - Water Closets. The effective flush volume of all water closets shall not exceed 1.28 gallons per flush (5.303.3.1)
  - Urinals. The effective flush volume of wall-mounted urinals shall not exceed 0.125 gallons per flush (5.303.3.2.1). The effective flush volume of floor-mounted or other urinals shall not exceed 0.5 gallons per flush (5.303.3.2.2).
  - Showerheads. Single showerheads shall have a minimum flow rate of not more than 1.8 gallons per minute and 80 psi (5.303.3.3.1). When a shower is served by more than one showerhead, the combine flow rate of all showerheads and/or other shower outlets controlled by a single valve shall not exceed 1.8 gallons per minute at 80 psi (5.303.3.3.2).
  - Faucets and fountains. Nonresidential lavatory faucets shall have a maximum flow rate of not more than 0.5 gallons per minute at 60 psi (5.303.3.4.1). Kitchen faucets shall have a maximum flow rate of not more than 1.8 gallons per minute of 60 psi (5.303.3.4.2). Wash fountains shall have a maximum flow rate of not more than 1.8 gallons per minute (5.303.3.4.3). Metering faucets shall not deliver more than 0.20 gallons per cycle (5.303.3.4.4). Metering faucets for wash fountains shall have a maximum flow rate not more than 0.20 gallons per cycle (5.303.3.4.5).
- Outdoor portable water use in landscaped areas. Nonresidential developments shall comply with a local water efficient landscape ordinance or the current California Department of Water Resources' Model Water Efficient Landscape Ordinance (MWELO), whichever is more stringent (5.304.1).
- Water meters. Separate submeters or metering devices shall be installed for new buildings or additions in excess of 50,000 sf or for excess consumption where any tenant within a new building or within an addition that is project to consume more than 1,000 gallons per day (5.303.1.1 and 5.303.1.2).
- Outdoor water use in rehabilitated landscape projects equal or greater than 2,500 sf. Rehabilitated landscape projects with an aggregate landscape area equal to or greater than 2,500 sf requiring a building or landscape permit (5.304.3).

- Commissioning. For new buildings 10,000 sf and over, building commissioning shall be included in the design and construction processes of the building project to verify that the building systems and components meet the owner's or owner representative's project requirements (5.410.2).

MWELO

The MWELO was required by AB 1881, the Water Conservation Act. The bill required local agencies to adopt a local landscape ordinance at least as effective in conserving water as the Model Ordinance by January 1, 2010. Reductions in water use of 20% consistent with (SBX-7-7) 2020 mandate are expected upon compliance with the ordinance. Governor Brown's Drought Executive Order of April 1, 2015 (Executive Order B-29-15) directed Department of Water Resources (DWR) to update the Ordinance through expedited regulation. The California Water Commission approved the revised Ordinance on July 15, 2015 effective December 15, 2015. New development projects that include landscape areas of 500 sf or more are subject to the Ordinance. The update requires:

- More efficient irrigation systems;
- Incentives for graywater usage;
- Improvements in on-site stormwater capture;
- Limiting the portion of landscapes that can be planted with high water use plants; and
- Reporting requirements for local agencies.

TRACTOR-TRAILER GHG REGULATION

The tractors and trailers subject to this regulation must either use EPA SmartWay certified tractors and trailers or retrofit their existing fleet with SmartWay verified technologies. The regulation applies primarily to owners of 53-foot or longer box-type trailers, including both dry-van and refrigerated-van trailers, and owners of the HD tractors that pull them on California highways. These owners are responsible for replacing or retrofitting their affected vehicles with compliant aerodynamic technologies and low rolling resistance tires. Sleeper cab tractors model year 2011 and later must be SmartWay certified. All other tractors must use SmartWay verified low rolling resistance tires. There are also requirements for trailers to have low rolling resistance tires and aerodynamic devices.

PHASE I AND 2 HEAVY-DUTY VEHICLE GHG STANDARDS

CARB has adopted a new regulation for GHG emissions from HDTs and engines sold in California. It establishes GHG emission limits on truck and engine manufacturers and harmonizes with the EPA rule for new trucks and engines nationally. Existing HD vehicle regulations in California include engine criteria emission standards, tractor-trailer GHG requirements to implement SmartWay strategies (i.e., the Heavy-Duty Tractor-Trailer GHG Regulation), and in-use fleet retrofit requirements such as the Truck and Bus Regulation. In September 2011, the EPA adopted their new rule for HDTs and engines. The EPA rule has compliance requirements for new compression and spark ignition engines, as well as trucks from Class 2b through Class 8. Compliance requirements begin with model year 2014 with stringency levels increasing through

model year 2018. The rule organizes truck compliance into three groupings, which include a) HD pickups and vans; b) vocational vehicles; and c) combination tractors. The EPA rule does not regulate trailers.

CARB staff has worked jointly with the EPA and the NHTSA on the next phase of federal GHG emission standards for medium-duty trucks (MDT) and HDT vehicles, called federal Phase 2. The federal Phase 2 standards were built on the improvements in engine and vehicle efficiency required by the Phase 1 emission standards and represent a significant opportunity to achieve further GHG reductions for 2018 and later model year HDT vehicles, including trailers. But as discussed above, the EPA and NHTSA have proposed to roll back GHG and fuel economy standards for cars and light-duty trucks, which suggests a similar rollback of Phase 2 standards for MDT and HDT vehicles may be pursued.

In February 2019, the OAL approved the Phase 2 Heavy-Duty Vehicle GHG Standards and became effective April 1, 2019. The Phase 2 GHG standards are needed to offset projected VMT growth and keep heavy-duty truck CO_2 emissions declining. The federal Phase 2 standards establish for the first time, federal emissions requirements for trailers hauled by heavy-duty tractors. The federal Phase 2 standards are more technology-forcing than the federal Phase 1 standards, requiring manufacturers to improve existing technologies or develop new technologies to meet the standards. The federal Phase 2 standards for tractors, vocational vehicles, and heavy-duty pick-up trucks and vans (PUVs) will be phased-in from 2021-2027, additionally for trailers, the standards are phased-in from 2018 (2020 in California) through 2027 (41).

SB 97 AND THE *CEQA GUIDELINES* UPDATE

Passed in August 2007, SB 97 added Section 21083.05 to the Public Resources Code. The code states "(a) On or before July 1, 2009, the Office of Planning and Research (OPR) shall prepare, develop, and transmit to the Resources Agency guidelines for the mitigation of GHG emissions or the effects of GHG emissions as required by this division, including, but not limited to, effects associated with transportation or energy consumption. (b) On or before January 1, 2010, the Resources Agency shall certify and adopt guidelines prepared and developed by the OPR pursuant to subdivision (a)." Section 21097 was also added to the Public Resources Code. It provided CEQA protection until January 1, 2010 for transportation projects funded by the Highway Safety, Traffic Reduction, Air Quality, and Port Security Bond Act of 2006 or projects funded by the Disaster Preparedness and Flood Prevention Bond Act of 2006, in stating that the failure to analyze adequately the effects of GHGs would not violate CEQA.

On December 28, 2018, the Natural Resources Agency announced the OAL approved the amendments to the *CEQA Guidelines* for implementing the CEQA. The CEQA Amendments provide guidance to public agencies regarding the analysis and mitigation of the effects of GHG emissions in CEQA documents. The CEQA Amendments fit within the existing CEQA framework by amending existing *CEQA Guidelines* to reference climate change.

Section 1506.4 was amended to state that in determining the significance of a project's GHG emissions, the lead agency should focus its analysis on the reasonably foreseeable incremental contribution of the project's emissions to the effects of climate change. A project's incremental

contribution may be cumulatively considerable even if it appears relatively small compared to statewide, national or global emissions. The agency's analysis should consider a timeframe that is appropriate for the project. The agency's analysis also must reasonably reflect evolving scientific knowledge and state regulatory schemes. Additionally, a lead agency may use a model or methodology to estimate GHG emissions resulting from a project. The lead agency has discretion to select the model or methodology it considers most appropriate to enable decision makers to intelligently take into account the project's incremental contribution to climate change. The lead agency must support its selection of a model or methodology with substantial evidence. The lead agency should explain the limitations of the particular model or methodology selected for use (42).

2.7.4 REGIONAL

The project is within the SCAB, which is under the jurisdiction of the SCAQMD.

SCAQMD

SCAQMD is the agency responsible for air quality planning and regulation in the SCAB. The SCAQMD addresses the impacts to climate change of projects subject to SCAQMD permit as a lead agency if they are the only agency having discretionary approval for the project and acts as a responsible agency when a land use agency must also approve discretionary permits for the project. The SCAQMD acts as an expert commenting agency for impacts to air quality. This expertise carries over to GHG emissions, so the agency helps local land use agencies through the development of models and emission thresholds that can be used to address GHG emissions.

In 2008, SCAQMD formed a Working Group to identify GHG emissions thresholds for land use projects that could be used by local lead agencies in the SCAB. The Working Group developed several different options that are contained in the SCAQMD Draft Guidance Document – Interim CEQA GHG Significance Threshold, that could be applied by lead agencies. The working group has not provided additional guidance since release of the interim guidance in 2008. The SCAQMD Board has not approved the thresholds; however, the Guidance Document provides substantial evidence supporting the approaches to significance of GHG emissions that can be considered by the lead agency in adopting its own threshold. The current interim thresholds consist of the following tiered approach:

- Tier 1 consists of evaluating whether or not the project qualifies for any applicable exemption under CEQA.
- Tier 2 consists of determining whether the project is consistent with a GHG reduction plan. If a project is consistent with a qualifying local GHG reduction plan, it does not have significant GHG emissions.
- Tier 3 consists of screening values, which the lead agency can choose, but must be consistent with all projects within its jurisdiction. A project's construction emissions are averaged over 30 years and are added to the project's operational emissions. If a project's emissions are below one of the following screening thresholds, then the project is less than significant:
    - Residential and commercial land use: 3,000 $MTCO_2e/yr$

  - Industrial land use: 10,000 $MTCO_2e$/yr
  - Based on land use type: residential: 3,500 $MTCO_2e$/yr; commercial: 1,400 $MTCO_2e$/yr; or mixed use: 3,000 $MTCO_2e$/yr
- Tier 4 has the following options:
  - Option 1: Reduce Business-as-Usual (BAU) emissions by a certain percentage; this percentage is currently undefined.
  - Option 2: Early implementation of applicable AB 32 Scoping Plan measures
  - Option 3: 2020 target for service populations (SP), which includes residents and employees: 4.8 $MTCO_2e$ per SP per year for projects and 6.6 $MTCO_2e$ per SP per year for plans;
  - Option 3, 2035 target: 3.0 $MTCO_2e$ per SP per year for projects and 4.1 $MTCO_2e$ per SP per year for plans
- Tier 5 involves mitigation offsets to achieve target significance threshold.

The SCAQMD's interim thresholds used the Executive Order S-3-05-year 2050 goal as the basis for the Tier 3 screening level. Achieving the Executive Order's objective would contribute to worldwide efforts to cap CO_2 concentrations at 450 ppm, thus stabilizing global climate.

SCAQMD only has authority over GHG emissions from development projects that include air quality permits. At this time, it is unknown if the project would include stationary sources of emissions subject to SCAQMD permits. Notwithstanding, if the Project requires a stationary permit, it would be subject to the applicable SCAQMD regulations.

SCAQMD Regulation XXVII, adopted in 2009 includes the following rules:

- Rule 2700 defines terms and post global warming potentials.
- Rule 2701, SoCal Climate Solutions Exchange, establishes a voluntary program to encourage, quantify, and certify voluntary, high quality certified GHG emission reductions in the SCAQMD.
- Rule 2702, GHG Reduction Program created a program to produce GHG emission reductions within the SCAQMD. The SCAQMD will fund projects through contracts in response to requests for proposals or purchase reductions from other parties.

SCAG REGIONAL TRANSPORTATION PLAN/SUSTAINABLE COMMUNITIES STRATEGY

The 2016-2040 Regional Transportation Plan/Sustainable Communities Strategy (RTP/SCS) for the SCAG region was prepared to ensure that the Southern California region attains the per capita vehicle miles targets for passenger vehicles identified by CARB, as required by Senate Bill 375 (43). The Project would be consistent with the plan for integrating the transportation network and related strategies with an overall land use pattern that responds to projected growth, housing needs, changing demographics, and transportation demands. The Project's consistency with the proposed RTP strategies would therefore not conflict with GHG reduction goals set forth in the SCAG 2016-2040 RTP/SCS.

2.8 THRESHOLDS OF SIGNIFICANCE

The City of Cypress has not adopted its own numeric threshold of significance for determining impacts with respect to GHG emissions. The SCAQMD's adopted numerical threshold of 10,000 $MTCO_2e$ per year for industrial stationary source emissions is typically selected as the significance criterion. However, the City has determined that the SCAQMD's draft threshold of 3,000 $MTCO_2e$ per year is more conservative and appropriate for industrial and warehouse land use development projects. The 3,000 $MTCO_2e$ threshold is based on the SCAQMD staff's proposed GHG screening threshold for stationary source emissions for non-industrial projects, as described in the SCAQMD's Interim CEQA GHG Significance Threshold for Stationary Sources, Rules and Plans ("SCAQMD Interim GHG Threshold"). The SCAQMD Interim GHG Threshold identifies a screening threshold to determine whether additional analysis is required (1). This threshold is also consistent with the SCAQMD's draft interim threshold Tier 3.

This page intentionally left blank

3 PROJECT GHG IMPACT

3.1 INTRODUCTION

The Project has been evaluated to determine if it will result in a significant GHG impact. The significance of these potential impacts is described in the following section.

3.2 STANDARDS OF SIGNIFICANCE

The criteria used to determine the significance of potential Project-related GHG impacts are taken from the Initial Study Checklist in Appendix G of the State *CEQA Guidelines* (14 CCR of Regulations §§15000, et seq.). Based on these thresholds, a project would result in a significant impact related to GHG if it would (1):

- Generate GHG emissions, either directly or indirectly, that may have a significant impact on the environment?
- Conflict with an applicable plan, policy or regulation adopted for the purpose of reducing the emissions of GHGs?

3.3 MODELS EMPLOYED TO ANALYZE GHGS

3.3.1 CALIFORNIA EMISSIONS ESTIMATOR MODEL (CALEEMOD)

On October 17, 2017, the SCAQMD, in conjunction with the California Air Pollution Control Officers Association (CAPCOA) and other California air districts, released the latest version of the CalEEMod Version 2016.3.2. The purpose of this model is to calculate construction-source and operational-source criteria pollutants and GHG emissions from direct and indirect sources; and quantify applicable air quality and GHG reductions achieved from mitigation measures (44). Accordingly, the latest version of CalEEMod has been used for this Project to determine GHG emissions. Output from the model runs for construction and operational activity are provided in Appendices 3.1 through 3.3. CalEEMod includes GHG emissions from the following source categories: construction, area, energy, mobile, waste, water.

3.3.2 EMFAC2017 EMISSION RATES

On August 19, 2019, the EPA approved the 2017 version of the EMissions FACtor model (EMFAC) web database for use in State Implementation Plan and transportation conformity analyses. EMFAC2017 is a mathematical model that was developed to calculate emission rates, fuel consumption, VMT from motor vehicles that operate on highways, freeways, and local roads in California and is commonly used by CARB to project changes in future emissions from on-road mobile sources (45). This GHGA utilizes annual EMFAC2017 emission factors in order to derive vehicle emissions associated with Project operational activities.

Because the EMFAC2017 emission rates are associated with vehicle fuel types while CalEEMod vehicle emission factors are aggregated to include all fuel types for each individual vehicle class, the EMFAC2017 emission rates for different fuel types of a vehicle class are averaged by activity

or by population and activity to derive CalEEMod emission factors. The equations applied to obtain CalEEMod vehicle emission factors for each emission type are detailed in CalEEMod User's Guide *Appendix A: Calculation Details for CalEEMod* (46).

3.4 LIFE-CYCLE ANALYSIS NOT REQUIRED

A full life-cycle analysis (LCA) for construction and operational activity is not included in this analysis due to the lack of consensus guidance on LCA methodology at this time (47). Life-cycle analysis (i.e., assessing economy-wide GHG emissions from the processes in manufacturing and transporting all raw materials used in the Project development, infrastructure and on-going operations) depends on emission factors or econometric factors that are not well established for all processes. At this time, an LCA would be extremely speculative and thus has not been prepared.

Additionally, the SCAQMD recommends analyzing direct and indirect project GHG emissions generated within California and not life-cycle emissions because the life-cycle effects from a project could occur outside of California, might not be very well understood or documented, and would be challenging to mitigate (48). Additionally, the science to calculate life cycle emissions is not yet established or well defined; therefore, SCAQMD has not recommended, and is not requiring, life-cycle emissions analysis.

3.5 CONSTRUCTION EMISSIONS

Project construction actvities would generate CO_2 and CH_4 emissions The report *Katella Avenue Amazon Facility Air Quality Impact Analysis Report* (AQIA) (Urban Crossroads, Inc.) contains detailed information regarding Project construction activities (49) As discussed in the AQIA, Construction related emissions are expected from the following construction activities:

- Demolition
- Site Preparation
- Grading
- Paving
- Architectural Coating

3.5.1 CONSTRUCTION DURATION

Construction is expected to commence in January 2021 and will last through April 2021. The construction schedule utilized in the analysis, shown in Table 3-1, represents a "worst-case" analysis scenario should construction occur any time after the respective dates since emission factors for construction decrease as time passes and the analysis year increases due to emission regulations becoming more stringent.[4] The duration of construction activity and associated equipment represents a reasonable approximation of the expected construction fleet as required

[4] As shown in the CalEEMod User's Guide Version 2016.3.2, Section 4.3 "OFFROAD Equipment" as the analysis year increases, emission factors for the same equipment pieces decrease due to the natural turnover of older equipment being replaced by newer less polluting equipment and new regulatory requirements.

per *CEQA Guidelines* (50). The duration of construction activity was based on the 2021 Opening Year.

TABLE 3-1: CONSTRUCTION DURATION

Phase Name	Start Date	End Date	Days
Demolition	01/04/2021	01/29/2021	20
Site Preparation	01/30/2021	02/12/2021	10
Grading	02/13/2021	03/26/2021	30
Paving	03/27/2021	09/10/2021	120
Architectural Coating	07/18/2021	09/10/2021	40

Source: Construction activity based on the 2021 Opening Year.

3.5.2 CONSTRUCTION EQUIPMENT

Site specific construction fleet may vary due to specific project needs at the time of construction. The associated construction equipment was generally based on CalEEMod defaults. A detailed summary of construction equipment assumptions by phase is provided at Table 3-2. Please refer to specific detailed modeling inputs/outputs contained in Appendix 3.1 of this GHGA.

TABLE 3-2: CONSTRUCTION EQUIPMENT ASSUMPTIONS

Phase Name	Equipment	Amount	Hours Per Day
Demolition	Concrete/Industrial Saws	1	8
	Excavators	3	8
	Rubber Tired Dozers	2	8
Site Preparation	Crawler Tractors	4	8
	Rubber Tired Dozers	3	8
Grading	Crawler Tractors	2	8
	Excavators	2	8
	Graders	1	8
	Rubber Tired Dozers	1	8
	Scrapers	2	8
Paving	Pavers	2	8
	Paving Equipment	2	8
	Rollers	2	8
Architectural Coating	Air Compressors	1	8

Source: CalEEMod equipment are presented in Appendix 3.1.

3.5.3 CONSTRUCTION EMISSIONS SUMMARY

For construction phase Project emissions, GHGs are quantified and amortized over the life of the Project. To amortize the emissions over the life of the Project, the SCAQMD recommends calculating the total GHG emissions for the construction activities, dividing it by a 30-year Project life then adding that number to the annual operational phase GHG emissions (51). As such, construction emissions were amortized over a 30-year period and added to the annual operational phase GHG emissions. The amortized construction emissions are presented in Table 3-3.

TABLE 3-3: AMORTIZED ANNUAL CONSTRUCTION EMISSIONS

Year	Emissions (metric tons per year)			
	CO_2	CH_4	N_2O	Total CO_2e[5]
2021	304.11	0.07	0.00	305.78
Total	411.11	0.10	0.00	413.59
Amortized Construction Emissions ($MTCO_2e$)	**13.70**	**0.00**	**0.00**	**13.79**

Source: CalEEMod annual construction-source emissions are presented in Appendix 3.1.

3.6 OPERATIONAL EMISSIONS

Operational activities associated with the Project will result in emissions of CO_2, CH_4, and N_2O from the following primary sources:

- Area Source Emissions
- Energy Source Emissions
- Mobile Source Emissions
- On-Site Cargo Handling Equipment Emissions
- Water Supply, Treatment, and Distribution
- Solid Waste

3.6.1 AREA SOURCE EMISSIONS

LANDSCAPE MAINTENANCE EQUIPMENT

Landscape maintenance equipment would generate emissions from fuel combustion and evaporation of unburned fuel. Equipment in this category would include lawnmowers, shedders/grinders, blowers, trimmers, chain saws, and hedge trimmers used to maintain the landscaping of the Project. The emissions associated with landscape maintenance equipment were calculated based on assumptions provided in CalEEMod.

[5] CalEEMod reports the most common GHGs emitted which include CO_2, CH_4, and N_2O. These GHGs are then converted into the CO_2e by multiplying the individual GHG by the GWP.

3.6.2 ENERGY SOURCE EMISSIONS

COMBUSTION EMISSIONS ASSOCIATED WITH NATURAL GAS AND ELECTRICITY

GHGs are emitted from buildings as a result of activities for which electricity and natural gas are typically used as energy sources. Combustion of any type of fuel emits CO_2 and other GHGs directly into the atmosphere; these emissions are considered direct emissions associated with a building; the building energy use emissions do not include street lighting[6]. GHGs are also emitted during the generation of electricity from fossil fuels; these emissions are considered to be indirect emissions. It should be noted that for the proposed Project, CalEEMod default parameters were used.

TITLE 24 ENERGY EFFICIENCY STANDARDS

California's Energy Efficiency Standards for Residential and Nonresidential Buildings was first adopted in 1978 in response to a legislative mandate to reduce California's energy consumption. The standards are updated periodically to allow consideration and possible incorporation of new energy efficient technologies and methods. Energy efficient buildings require less electricity. The 2019 version of Title 24 was adopted by the CEC and became effective on January 1, 2020. The CEC anticipates that nonresidential buildings will use approximately 30% less energy (52). The CalEEMod defaults for Title 24 – Electricity and Lighting Energy were reduced by 30% in order to reflect consistency with the 2019 Title 24 standard.

3.6.3 MOBILE SOURCE EMISSIONS

The Project related GHG emissions derive primarily from vehicle trips generated by the Project. Trip characteristics available from the *Katella Avenue Amazon Facility Traffic Impact Analysis* (TIA) report were utilized in this analysis. Per TIA prepared by Urban Crossroads, Inc. the Project is expected to generate a total of approximately 2,490 two-way vehicular trips per day (1,245 inbound and 1,245 outbound) (53). The passenger car and truck fleet for the proposed industrial uses are broken down by passenger car and truck type (or axle type).

3.5.3.1 APPROACH FOR ANALYSIS OF THE PROJECT

Two separate model runs were utilized for cars and trucks in order to more accurately model emissions resulting from passenger car and truck operations.

PASSENGER CARS

The first run analyzed passenger car emissions, incorporated the CalEEMod default trip length of 16.6 miles for passenger cars and an assumption of 100% primary trips. It is important to note that although the TIA does not breakdown passenger cars by type, this analysis assumes that passenger cars include Light-Duty-Auto vehicles (LDA), Light-Duty-Trucks (LDT1[7] & LDT2[8]), and

[6] The CalEEMod emissions inventory model does not include indirect emission related to street lighting. Indirect emissions related to street lighting are expected to be negligible and cannot be accurately quantified at this time as there is insufficient information as to the number and type of street lighting that would occur.

[7] Vehicles under the LDT1 category have a gross vehicle weight rating (GVWR) of less than 6,000 lbs. and equivalent test weight (ETW) of less than or equal to 3,750 lbs.

[8] Vehicles under the LDT2 category have a GVWR of less than 6,000 lbs. and ETW between 3,751 lbs. and 5,750 lbs.

Medium-Duty-Vehicles (MDV) vehicle types. In order to account for emissions generated by passenger cars, the fleet mix presented in Table 3-4 was utilized in this analysis.

TABLE 3-4: PASSENGER CAR FLEET MIX[9]

Land Use	Vehicle Type	%
Amazon Building	LDA	60.35
	LDT1	4.70
	LDT2	22.65
	MDV	12.30

TRUCKS

The second run analyzed truck emissions, incorporated the SCAQMD recommended truck trip length of 40 miles[10] and an assumption of 100% primary trips. Consistent with the TIA, all trucks are characterized as 4+-axle/Heavy-Heavy-Duty Trucks (HHDT).

TABLE 3-5: TRUCK FLEET MIX

Land use	Vehicle Type	%
Amazon Building	HHDT	100

3.6.4 ON-SITE CARGO HANDLING EQUIPMENT EMISSIONS

It is common for industrial warehouse buildings to require cargo handling equipment to move empty containers and empty chassis to and from the various pieces of cargo handling equipment that receive and distribute containers. The most common type of cargo handling equipment is the yard truck which is designed for moving cargo containers. Yard trucks are also known as yard goats, utility tractors (UTRs), hustlers, yard hostlers, and yard tractors. The cargo handling equipment is assumed to have a horsepower (hp) range of approximately 175 hp to 200 hp. Based on the latest available information from SCAQMD (54); for example, high-cube warehouse projects typically have 3.6 yard trucks per million sf of building space. For this particular Project, based on the maximum square footage of warehouse building space permitted by the Project, on-site modeled operational equipment includes up to one (1) 200 hp, compressed natural gas or gasoline-powered yard tractors operating at 4 hours a day for 365 days of the year.

3.6.5 WATER SUPPLY, TREATMENT AND DISTRIBUTION

Indirect GHG emissions result from the production of electricity used to convey, treat and distribute water and wastewater. The amount of electricity required to convey, treat and

[9] The Project-specific passenger car fleet mix used in this analysis is based on a proportional split utilizing the CalEEMod default percentage assigned to LDA, LDT1, LDT2, and MDV vehicle types.

[10] The average trip length for heavy trucks were based on the SCAQMD documents for the implementation of the Facility Based Mobile Source Measures (FBMSMs) adopted in the 2016 AQMP. SCAQMD's "Preliminary Warehouse Emission Calculations" cites 39.9-mile trip length for heavy-heavy trucks (41). As a conservative measure, a trip length of 40 miles has been utilized for all trucks for the purpose of this analysis.

distribute water depends on the volume of water as well as the sources of the water. Unless otherwise noted, CalEEMod default parameters were used.

3.6.6 SOLID WASTE

Industrial land uses will result in the generation and disposal of solid waste. A percentage of this waste will be diverted from landfills by a variety of means, such as reducing the amount of waste generated, recycling, and/or composting. The remainder of the waste not diverted will be disposed of at a landfill. GHG emissions from landfills are associated with the anaerobic breakdown of material. GHG emissions associated with the disposal of solid waste associated with the proposed Project were calculated by CalEEMod using default parameters.

3.7 EMISSIONS SUMMARY

3.7.1 EXISTING GHG EMISSIONS

As previously stated, the site is currently occupied by the former Mitsubishi Motors Corporation, which includes 145,004 sf of warehousing use, 180,000 sf corporate headquarters office building, and 70,000 sf of research and development buildings. The estimated GHG emissions from the existing development are summarized on Table 3-6.

TABLE 3-6: EXISTING GHG EMISSIONS

Emission Source	Emissions (MT/yr)			
	CO_2	CH_4	N_2O	Total CO_2e
Area Source	0.01	3.00E-05	0.00	0.01
Energy Source	1,466.59	0.06	1.40E-02	1,472.02
Mobile Source (Passenger Car)	2,024.26	0.05	0.00	2,025.44
Mobile Source (Truck)	701.38	0.05	0.00	702.62
Waste	75.82	4.48	0.00	187.83
Water Usage	449.76	2.60	0.06	533.87
Total CO_2e (All Sources)	**4,921.79**			

Source: CalEEMod output, See Appendices 3.4 through 3.5 for detailed model outputs.

3.7.2 PROJECT GHG EMISSIONS

The annual GHG emissions associated with the operation of the proposed Project are summarized in Table 3-7. It should be noted that the existing development emissions (previously presented in Table 3-6) were subtracted from the Project GHG emissions to determine the new emissions from the proposed Project. As shown in Table 3-7, the Project would generate 1,435.15 $MTCO_2e$/yr.

TABLE 3-7: PROJECT GHG EMISSIONS

Emission Source	Emissions (MT/yr)			
	CO_2	CH_4	N_2O	Total CO_2e
Annual construction-related emissions amortized over 30 years	13.70	0.00	0.00	13.79
Area Source	0.03	8.00E-05	0.00	0.03
Energy Source	212.81	0.01	2.03E-03	213.62
Mobile Source (Passenger Car)	4,516.53	0.10	0.00	4,519.15
Mobile Source (Truck)	1,302.27	0.12	0.00	1,305.31
On-Site Equipment	50.84	0.02	0.00	51.25
Waste	27.67	1.64	0.00	68.55
Water Usage	149.75	1.10	0.03	185.25
Total CO_2e (All Sources)	**6,356.94**			
Existing Emissions	***4,921.79***			
Net Emissions (Project – Existing)	**1,435.15**			

Source: CalEEMod output, See Appendices 3.1 through 3.3 for detailed model outputs.

3.8 GHG EMISSIONS FINDINGS AND RECOMMENDATIONS

3.8.1 GHG IMPACT 1

The Project could generate direct or indirect GHG emissions that would result in a significant impact on the environment.

A numerical threshold for determining the significance of GHG emissions in the SCAB has not been established by the SCAQMD for Projects where it is not the lead agency. As an interim threshold based on guidance provided in the CAPCOA *CEQA and Climate Change* handbook, the City has opted to use a non-zero threshold approach based on Approach 2 of the handbook. Threshold 2.5 (Unit-Based Thresholds Based on Market Capture) establishes a numerical threshold based on capture of approximately 90% of emissions from future development. The latest threshold developed by SCAQMD using this method is 3,000 $MTCO_2e$/yr for all projects (55).

As shown on Table 3-7, the Project has the potential to generate a total of approximately 1,435.15 $MTCO_2e$/yr. As such, the Project would not exceed the SCAQMD's recommended numeric threshold of 3,000 $MTCO_2e$ if it were applied. Thus, the Project does not have the potential to result in a cumulatively considerable impact with respect to GHG emissions.

3.8.2 GHG IMPACT 2

The Project could not conflict with any applicable plan, policy or regulation of an agency adopted for the purpose of reducing the emissions of GHGs.

As previously stated, pursuant to 15604.4 of the *CEQA Guidelines*, a lead agency may rely on qualitative analysis or performance-based standards to determine the significance of impacts from GHG emissions (1). As such, the Project's consistency with SB 32 (2017 Scoping Plan), is discussed below. It Consistency with AB 32 and the 2008 Scoping Plan is not necessary, since the target year for AB 32 and the 2008 Scoping Plan was 2020, and the Project's buildout year is 2021. As such the 2008 Scoping Plan does not apply and consistency with the 2017 Scoping Plan is relevant. Project consistency with SB 32 is evaluated in the following discussion.

SB 32/2017 SCOPING PLAN CONSISTENCY

The 2017 Scoping Plan Update reflects the 2030 target of a 40% reduction below 1990 levels, set by Executive Order B-30-15 and codified by SB 32. Table 3-8 summarizes the Project's consistency with the 2017 Scoping Plan. As summarized, the Project will not conflict with any of the provisions of the Scoping Plan and in fact supports seven of the action categories.

TABLE 3-8: 2017 SCOPING PLAN CONSISTENCY SUMMARY[11]

Action	Responsible Parties	Consistency
Implement SB 350 by 2030		
Increase the Renewables Portfolio Standard to 50% of retail sales by 2030 and ensure grid reliability.	CPUC, CEC, CARB	Consistent. The Project would use energy from Southern California Edison (SCE). SCE has committed to diversify its portfolio of energy sources by increasing energy from wind and solar sources. The Project would not interfere with or obstruct SCE energy source diversification efforts.
Establish annual targets for statewide energy efficiency savings and demand reduction that will achieve a cumulative doubling of statewide energy efficiency savings in electricity and natural gas end uses by 2030.		Consistent. The Project would be designed and constructed to implement the energy efficiency measures for new industrial developments and would include several measures designed to reduce energy consumption. The Project would not interfere with or obstruct policies or strategies to establish annual targets for statewide energy efficiency savings and demand reduction.
Reduce GHG emissions in the electricity sector through the implementation of the above measures and other actions as modeled in Integrated Resource Planning (IRP) to meet GHG emissions reductions planning targets in the IRP process. Load-serving entities and publicly- owned utilities meet GHG emissions reductions planning targets through a combination of measures as described in IRPs.		Consistent. The proposed Project would be designed and constructed to implement the energy efficiency measures, where applicable by including several measures designed to reduce energy consumption. The proposed Project includes energy efficient field lighting and fixtures that meet the current Title 24 Standards throughout the Project Site and would be a modern development with energy efficient boilers, heaters, and air conditioning systems.

[11] Measures can be found at the following link: https://www.arb.ca.gov/cc/scopingplan/scoping_plan_2017.pdf

Action	Responsible Parties	Consistency
Implement Mobile Source Strategy (Cleaner Technology and Fuels)		
At least 1.5 million zero emission and plug-in hybrid light-duty EVs by 2025.	CARB, California State Transportation Agency (CalSTA), Strategic Growth Council (SGC), California Department of Transportation (Caltrans), CEC, OPR, Local Agencies	Consistent. This is a CARB Mobile Source Strategy. The Project would not obstruct or interfere with CARB zero emission and plug-in hybrid light-duty EV 2025 targets.
At least 4.2 million zero emission and plug-in hybrid light-duty EVs by 2030.		Consistent. This is a CARB Mobile Source Strategy. The Project would not obstruct or interfere with CARB zero emission and plug-in hybrid light-duty EV 2030 targets.
Further increase GHG stringency on all light-duty vehicles beyond existing Advanced Clean cars regulations.		Consistent. This is a CARB Mobile Source Strategy. The Project would not obstruct or interfere with CARB efforts to further increase GHG stringency on all light-duty vehicles beyond existing Advanced Clean cars regulations.
Medium- and Heavy-Duty GHG Phase 2.		Consistent. This is a CARB Mobile Source Strategy. The Project would not obstruct or interfere with CARB efforts to implement Medium- and Heavy-Duty GHG Phase 2
Innovative Clean Transit: Transition to a suite of to-be-determined innovative clean transit options. Assumed 20% of new urban buses purchased beginning in 2018 will be zero emission buses with the penetration of zero-emission technology ramped up to 100% of new sales in 2030. Also, new natural gas buses, starting in 2018, and diesel buses, starting in 2020, meet the optional heavy-duty low-NO_X standard.		Consistent. This is a CARB Mobile Source Strategy. The Project would not obstruct or interfere with CARB efforts improve transit-source emissions.
Last Mile Delivery: New regulation that would result in the use of low NO_X or cleaner engines and the deployment of increasing numbers of zero-emission trucks primarily for class 3-7 last mile delivery trucks in California. This measure assumes ZEVs comprise 2.5% of new Class 3–7 truck sales in local fleets starting in 2020, increasing to 10% in 2025 and remaining flat through 2030.		Consistent. This is a CARB Mobile Source Strategy. The Project would not obstruct or interfere with CARB efforts to improve last mile delivery emissions.
Further reduce VMT through continued implementation of SB 375 and regional Sustainable Communities Strategies; forthcoming statewide implementation of SB 743; and potential additional VMT reduction strategies not specified in the Mobile Source Strategy but included in the		Consistent. This Project would not obstruct or interfere with implementation of SB 375 and would therefore not conflict with this measure.

Action	Responsible Parties	Consistency
document "Potential VMT Reduction Strategies for Discussion."		
Increase stringency of SB 375 Sustainable Communities Strategy (2035 targets).	CARB	Consistent. This is a CARB Mobile Source Strategy. The Project would not obstruct or interfere with CARB efforts to Increase stringency of SB 375 Sustainable Communities Strategy (2035 targets).
Harmonize project performance with emissions reductions and increase competitiveness of transit and active transportation modes (e.g. via guideline documents, funding programs, project selection, etc.).	CalSTA, SGC, OPR, CARB, Governor's Office of Business and Economic Development (GO-Biz), California Infrastructure and Economic Development Bank (IBank), Department of Finance (DOF), California Transportation Commission (CTC), Caltrans	Consistent. The Project would not obstruct or interfere with agency efforts to harmonize transportation facility project performance with emissions reductions and increase competitiveness of transit and active transportation modes.
By 2019, develop pricing policies to support low-GHG transportation (e.g. low-emission vehicle zones for heavy duty, road user, parking pricing, transit discounts).	CalSTA, Caltrans, CTC, OPR, SGC, CARB	Consistent. The Project would not obstruct or interfere with agency efforts to develop pricing policies to support low-GHG transportation.
Implement California Sustainable Freight Action Plan		
Improve freight system efficiency.	CalSTA, CalEPA, CNRA, CARB, Caltrans, CEC, GO-Biz	Consistent. This measure would apply to all trucks accessing the Project site, this may include existing trucks or new trucks that are part of the statewide goods movement sector. The Project would not obstruct or interfere with agency efforts to Improve freight system efficiency.

Action	Responsible Parties	Consistency
Deploy over 100,000 freight vehicles and equipment capable of zero emission operation and maximize both zero and near-zero emission freight vehicles and equipment powered by renewable energy by 2030.		Consistent. The Project would not obstruct or interfere with agency efforts to deploy over 100,000 freight vehicles and equipment capable of zero emission operation and maximize both zero and near-zero emission freight vehicles and equipment powered by renewable energy by 2030.
Adopt a Low Carbon Fuel Standard with a Carbon Intensity reduction of 18%.	CARB	Consistent. When adopted, this measure would apply to all fuel purchased and used by the Project in the state. The Project would not obstruct or interfere with agency efforts to adopt a Low Carbon Fuel Standard with a Carbon Intensity reduction of 18%.
Implement the Short-Lived Climate Pollutant Strategy (SLPS) by 2030		
40% reduction in methane and hydrofluorocarbon emissions below 2013 levels.	CARB, CalRecycle, CDFA, California State Water Resource Control Board (SWRCB), Local Air Districts	Consistent. The Project would be required to comply with this measure and reduce any Project-source SLPS emissions accordingly. The Project would not obstruct or interfere agency efforts to reduce SLPS emissions.
50% reduction in black carbon emissions below 2013 levels.		
By 2019, develop regulations and programs to support organic waste landfill reduction goals in the SLCP and SB 1383.	CARB, CalRecycle, CDFA, SWRCB, Local Air Districts	Consistent. The Project would implement waste reduction and recycling measures consistent with State and City requirements. The Project would not obstruct or interfere agency efforts to support organic waste landfill reduction goals in the SLCP and SB 1383.
Implement the post-2020 Cap-and-Trade Program with declining annual caps.	CARB	Consistent. The Project would be required to comply with any applicable Cap-and-Trade Program provisions. The Project would not obstruct or interfere agency efforts to implement the post-2020 Cap-and-Trade Program.
By 2018, develop Integrated Natural and Working Lands Implementation Plan to secure California's land base as a net carbon sink		
Protect land from conversion through conservation easements and other incentives.	CNRA, Departments Within CDFA, CalEPA,	Consistent. The Project would not obstruct or interfere agency efforts to protect land from conversion through conservation easements and other incentives.

Action	Responsible Parties	Consistency
Increase the long-term resilience of carbon storage in the land base and enhance sequestration capacity	CARB	Consistent. The Project site is vacant disturbed property and does not comprise an area that would effectively provide for carbon sequestration. The Project would not obstruct or interfere agency efforts to increase the long-term resilience of carbon storage in the land base and enhance sequestration capacity.
Utilize wood and agricultural products to increase the amount of carbon stored in the natural and built environments		Consistent. Where appropriate, Project designs will incorporate wood or wood products. The Project would not obstruct or interfere agency efforts to encourage use of wood and agricultural products to increase the amount of carbon stored in the natural and built environments.
Establish scenario projections to serve as the foundation for the Implementation Plan		Consistent. The Project would not obstruct or interfere agency efforts to establish scenario projections to serve as the foundation for the Implementation Plan.
Establish a carbon accounting framework for natural and working lands as described in SB 859 by 2018	CARB	Consistent. The Project would not obstruct or interfere agency efforts to establish a carbon accounting framework for natural and working lands as described in SB 859 by 2018.
Implement Forest Carbon Plan	CNRA, California Department of Forestry and Fire Protection (CAL FIRE), CalEPA and Departments Within	Consistent. The Project would not obstruct or interfere agency efforts to implement the Forest Carbon Plan.
Identify and expand funding and financing mechanisms to support GHG reductions across all sectors.	State Agencies & Local Agencies	Consistent. The Project would not obstruct or interfere agency efforts to identify and expand funding and financing mechanisms to support GHG reductions across all sectors.

As shown above, the Project would not conflict with any of the 2017 Scoping Plan elements as any regulations adopted would apply directly or indirectly to the Project. Further, recent studies

show that the State's existing and proposed regulatory framework will allow the State to reduce its GHG emissions level to 40% below 1990 levels by 2030 (38).

This page intentionally left blank

4 REFERENCES

1. **State of California.** *2019 CEQA California Environmental Quality Act.* 2019.
2. **Air Resources Board.** Assembly Bill 32: Global Warming Solutions Act. [Online] 2006. http://www.arb.ca.gov/cc/ab32/ab32.htm.
3. —. Sustainable Communities. [Online] 2008. http://www.arb.ca.gov/cc/sb375/sb375.htm.
4. —. Clean Car Standards - Pavley, Assembly Bill 1493. [Online] September 24, 2009. http://www.arb.ca.gov/cc/ccms/ccms.htm.
5. **Building Standards Commission.** California Building Standards Code (Title 24, California Code of Regulations). [Online] http://www.bsc.ca.gov/codes.aspx.
6. **California Energy Commission.** California Code of Regulations, TITLE 20, Division 2. [Online] September 3, 2013. http://www.energy.ca.gov/reports/title20/index.html.
7. **Air Resources Board.** Title 17 - California Code of Regulation. [Online] 2010. http://www.arb.ca.gov/regs/regs-17.htm.
8. **Department of Water Resources.** Updated Model Water Efficient Landscape Ordinance AB 1881. [Online] 2006. [Cited: November 13, 2013.] http://www.water.ca.gov/wateruseefficiency/landscapeordinance/updatedOrd_history.cfm.
9. **California Energy Commission.** SB 1368 Emission Performance Standards. [Online] September 29, 2006. http://www.energy.ca.gov/emission_standards/.
10. —. Renewables Portfolio Standard (RPS). [Online] 2002. http://www.energy.ca.gov/portfolio/.
11. **California Legislative Information.** Senate Bill No. 32. [Online] September 8, 2016. https://leginfo.legislature.ca.gov/faces/billNavClient.xhtml?bill_id=201520160SB32.
12. **National Oceanic and Atmospheric Administration.** Greenhouse Gases - Water Vapor. *NOAA National Centers For Environmental Information.* [Online] https://www.ncdc.noaa.gov/monitoring-references/faq/greenhouse-gases.php?section=watervapor.
13. *Climate Change 2007: The Physical Science Basis. Contribution of Working Group I to the Fourth Assessment Report.* **International Panel on Climate Change.** 4, 2007.
14. *The Carbon Cycle and Climate Change.* **Bennington, Bret J.** 1, s.l. : Brooks/Cole. ISBN 1 3: 978-0-495-73855-8.
15. **The National Institute for Occupational Safety and Health.** Carbon Dioxide. *Centers for Disease Control and Prevention.* [Online] https://www.cdc.gov/niosh/npg/npgd0103.html.
16. **National Oceanic and Atmospheric Administration.** Greenhouse Gases - Methane. *NOAA National Centers for Environmental Information.* [Online] https://www.ncdc.noaa.gov/monitoring-references/faq/greenhouse-gases.php?section=methane.
17. **World Resources Institute.** Climate Analysis Indicator Tool (CAIT). [Online] http://cait.wri.org.
18. **National Oceanic and Atmospheric Administration.** Greenhouse Gases - Chlorofluorocarbons. *NOAA National Centers For Environmental Information.* [Online] https://www.ncdc.noaa.gov/monitoring-references/faq/greenhouse-gases.php?section=chlorofluorocarbons.
19. **United States Environmental Protection Agency.** Regulation for Reducting Sulfur Hexafluoride Emissions from Gas Insulated Switchgear. *Environmental Protection Agency.* [Online] May 7, 2014. https://www.epa.gov/sites/production/files/2016-02/documents/mehl-arb-presentation-2014-wkshp.pdf.

20. **World Resources Institute.** Nitrogen Trifluoride Now Required in GHG Protocol Greenhouse Gas Emissions Inventory. [Online] May 22, 2013. https://www.wri.org/blog/2013/05/nitrogen-trifluoride-now-required-ghg-protocol-greenhouse-gas-emissions-inventories.
21. **National Center for Biotechnology Information.** Nitrogen Trifluoride. *PubChem Compound Database.* [Online] https://pubchem.ncbi.nlm.nih.gov/compound/24553 .
22. **American Lung Association.** Climate Change. [Online] http://www.lung.org/our-initiatives/healthy-air/outdoor/climate-change/.
23. **Barbara H. Allen-Diaz.** Climate change affects us all. *University of California Agriculture and Natural Resources.* [Online] April 1, 2009. http://calag.ucanr.edu/Archive/?article=ca.v063n02p51.
24. **Intergovernmental Panel on Climate Change.** Climate Change 2013 The Physical Science Basis - Working Group I Contribution to the Fifth Assessment Report of the Intergovernmental Panel on Climate Change. *AR5 Climate Change 2013: The Physical Science Basis.* [Online] September 2013. https://www.ipcc.ch/site/assets/uploads/2018/02/WG1AR5_all_final.pdf.
25. **United Nations.** GHG Profiles - Annex I. [Online] http://di.unfccc.int/ghg_profile_annex1.
26. —. GHG Profiles - Non-Annex I. [Online] http://di.unfccc.int/ghg_profile_non_annex1.
27. **World Resources Institute.** Climate Analysis Indicator Tool (CAIT). [Online] http://cait.wri.org.
28. **Air Resources Board.** 2019 GHG Inventory. *California Greenhouse Gas Emission Inventory 2000-2017 Edition.* [Online] [Cited: September 19, 2019.] http://www.arb.ca.gov/cc/inventory/data/data.htm.
29. **California Climate Change Center.** *Our Changing Climate Assessing the Risks to California .* 2008.
30. **Center for Climate and Energy Solutions (C2ES).** Outcomes of the U.N. Climate Change Conference. *Center for Climate and Energy Solutions (C2ES).* [Online] 2015. http://www.c2es.org/international/negotiations/cop21-paris/summary.
31. **Agency, United States Environmental Protection.** Endangerment and Cause or Contribute Findings for Greenhouse Gases under the Section 202(a) of the Clean Air Act. *United States Environmental Protection Agency.* [Online] https://www.epa.gov/ghgemissions/endangerment-and-cause-or-contribute-findings-greenhouse-gases-under-section-202a-clean.
32. **National Highway Traffic Safety Administration.** SAFE: The Safer Affordable Fuel-Efficient 'SAFE' Vehicle Rule. *National Highway Traffic Safety Administration.* [Online] https://www.nhtsa.gov/corporate-average-fuel-economy/safe.
33. **United States Environmental Protection Agency.** SmartWay. [Online] https://www.epa.gov/smartway/learn-about-smartway.
34. **California Air Resources Board.** GHG 1990 Emissions Level & 2020 Limit. *California Air Resources Board.* [Online] https://ww2.arb.ca.gov/ghg-2020-limit.
35. —. *Climate Change Draft Scoping Plan.* 2008.
36. —. STATUS OF SCOPING PLAN RECOMMENDED MEASURES. [Online] [Cited: September 19, 2019.] https://ww3.arb.ca.gov/cc/scopingplan/status_of_scoping_plan_measures.pdf.
37. —. *First Update to the Climate Change Scoping Plan.* 2014.
38. **Lawrence Berkeley National Laboratory.** California's Policies Can Significantly Cut Greenhouse Gas Emissions through 2030. *Lawrence Berkeley National Laboratory.* [Online] January 22, 2015. http://newscenter.lbl.gov/2015/01/22/californias-policies-can-significantly-cut-greenhouse-gas-emissions-2030/.

39. **Ernest Orlando Lawrence Berkeley National Laboratory.** Modeling California policy impacts on greenhouse gas emissions. [Online] 2015. https://eaei.lbl.gov/sites/all/files/lbnl-7008e.pdf.
40. **California Air Resources Board (CARB).** Cap and Trade Overview. *California Air Resources Board.* [Online] [Cited: May 10, 2016.] http://www.arb.ca.gov/cc/capandtrade/guidance/cap_trade_overview.pdf..
41. **California Air Resources Board.** Greenhouse Gas Standards for Medium- and Heavy-Duty Engines and Vehicles. [Online] https://ww2.arb.ca.gov/node/1594/about.
42. **Association of Environmental Professionals.** *2018 CEQA California Environmental Quality Act.* 2018.
43. **Southern California Association Governments.** *Regional Transportation Plan 2012-2035 Sustainable Communities Strategy.* 2012.
44. **California Air Pollution Control Officers Association (CAPCOA).** California Emissions Estimator Model (CalEEMod). [Online] September 2016. www.caleemod.com.
45. **California Department of Transportation.** EMFAC Software. [Online] http://www.dot.ca.gov/hq/env/air/pages/emfac.htm.
46. **California Air Pollution Control Officers Association (CAPCOA).** Appendix A: Calculation Details for CalEEMod. *CalEEMod.* [Online] October 2017. http://www.aqmd.gov/docs/default-source/caleemod/02_appendix-a2016-3-2.pdf?sfvrsn=6.
47. **California Natural Resources Agency.** Final Statement of Reasons for Regulatory Action, Amendments to the State CEQA Guidelines Addressing Analysis and Mitigation of Greenhouse Gas Emissions Pursuant to SB97. [Online] December 2009.
48. *Minutes for the GHG CEQA Significance.* **South Coast Air Quality Managment District.** 2008.
49. **Urban Crossroads, Inc.** *Katella Avenue Amazon Facility Air Quality Impact Analysis Report .* 2020.
50. **State of California.** *2019 CEQA California Environmental Quality Act.* 2019.
51. **South Coast Air Quality Management District.** *Greenhouse Gas CEQA Significance Threshold Stakeholder Working Group #13.* [Powerpoint] Diamond Bar : s.n., 2009.
52. **The California Energy Commission.** 2019 Building Energy Efficiency Standards . *California Energy Commission.* [Online] 2018. https://www.energy.ca.gov/title24/2019standards/documents/2018_Title_24_2019_Building_Standards_FAQ.pdf.
53. **Urban Crossroads, Inc.** *Katella Avenue Amazon Facility Traffic Impact Analysis.* 2020.
54. **South Coast Air Quality Management District.** *SCAQMD High Cube Warehouse Truck Trip Study White Paper Summary of Busniess Survey Results.* 2014.
55. —. BOARD MEETING DATE: December 5, 2008 Agenda No. 31. *South Coast Air Quality Management District.* [Online] December 5, 2008. http://www.aqmd.gov/hb/2008/December/081231a.htm .

This page intentionally left blank

5 CERTIFICATIONS

The contents of this GHG study report represent an accurate depiction of the GHG impacts associated with the proposed Katella Avenue Amazon Facility Project. The information contained in this GHG report is based on the best available data at the time of preparation. If you have any questions, please contact me directly at (949) 336-5987.

Haseeb Qureshi
Associate Principal
URBAN CROSSROADS, INC.
260 E. Baker Street, Suite 200
Costa Mesa, CA 92626
(949) 336-5987
hqureshi@urbanxroads.com

EDUCATION

Master of Science in Environmental Studies
California State University, Fullerton • May, 2010

Bachelor of Arts in Environmental Analysis and Design
University of California, Irvine • June, 2006

PROFESSIONAL AFFILIATIONS

AEP – Association of Environmental Planners
AWMA – Air and Waste Management Association
ASTM – American Society for Testing and Materials

PROFESSIONAL CERTIFICATIONS

Planned Communities and Urban Infill – Urban Land Institute • June 2011
Indoor Air Quality and Industrial Hygiene – EMSL Analytical • April 2008
Principles of Ambient Air Monitoring – California Air Resources Board • August 2007
AB2588 Regulatory Standards – Trinity Consultants • November 2006
Air Dispersion Modeling – Lakes Environmental • June 2006

This page intentionally left blank

APPENDIX 3.1:

CALEEMOD PROJECT ANNUAL CONSTRUCTION EMISSIONS MODEL OUTPUTS

Katella Avenue - Amazon Option (Construciton - Unmitigated)

Orange County, Annual

1.0 Project Characteristics

1.1 Land Usage

Land Uses	Size	Metric	Lot Acreage	Floor Surface Area	Population
Other Asphalt Surfaces	335.03	1000sqft	7.69	335,028.00	0
Parking Lot	779.00	Space	7.15	311,600.00	0

1.2 Other Project Characteristics

Urbanization	Urban	**Wind Speed (m/s)**	2.2	**Precipitation Freq (Days)**	30
Climate Zone	8			**Operational Year**	2021
Utility Company	Southern California Edison				
CO2 Intensity (lb/MWhr)	702.44	**CH4 Intensity (lb/MWhr)**	0.029	**N2O Intensity (lb/MWhr)**	0.006

1.3 User Entered Comments & Non-Default Data

Katella Avenue - Amazon Option (Construciton - Unmitigated) - Orange County, Annual

Project Characteristics -

Land Use - Total Project Area (not including existing structures that will not be demolished) is approximately 14.84 acres.

Construction Phase - Construction Scheduled adjusted to meet the 2021 Opening Year.

Off-road Equipment - Hours are based on an 8-hour workday.

Off-road Equipment - Crawler Tractors used in lieu of Tractors/Loaders/Backhoes.

Off-road Equipment - Crawler Tractors used in lieu of Tractors/Loaders/Backhoes.

Off-road Equipment -

Off-road Equipment - Crawler Tractors used in lieu of Tractors/Loaders/Backhoes.

Demolition -

Grading - As a conservative measure, it is assumed that a maximum of 5 acres will be disturbed per day during Site Preparation and Grading activities.

Vehicle Trips - Construction Run Only.

Vehicle Emission Factors - EMFAC2017

Vehicle Emission Factors - EMFAC2017

Vehicle Emission Factors - EMFAC2017

Energy Use - Construction Run Only.

Construction Off-road Equipment Mitigation - Rule 403

Table Name	Column Name	Default Value	New Value
tblConstructionPhase	NumDays	20.00	40.00
tblConstructionPhase	NumDays	20.00	120.00
tblEnergyUse	LightingElect	0.35	0.00
tblGrading	AcresOfGrading	105.00	150.00
tblGrading	AcresOfGrading	20.00	50.00
tblGrading	MaterialImported	0.00	20,153.00
tblLandUse	LotAcreage	7.01	7.15
tblOffRoadEquipment	OffRoadEquipmentUnitAmount	2.00	0.00
tblOffRoadEquipment	OffRoadEquipmentUnitAmount	4.00	0.00

tblOffRoadEquipment	UsageHours	6.00	8.00
tblVehicleEF	HHD	0.63	0.03
tblVehicleEF	HHD	0.16	0.14
tblVehicleEF	HHD	0.08	1.0000e-006
tblVehicleEF	HHD	2.36	5.39
tblVehicleEF	HHD	1.29	0.84
tblVehicleEF	HHD	3.99	0.01
tblVehicleEF	HHD	4,116.44	1,057.87
tblVehicleEF	HHD	1,683.99	1,517.44
tblVehicleEF	HHD	12.64	0.09
tblVehicleEF	HHD	20.04	5.92
tblVehicleEF	HHD	3.96	3.93
tblVehicleEF	HHD	0.02	8.4880e-003
tblVehicleEF	HHD	0.06	0.06
tblVehicleEF	HHD	0.03	0.04
tblVehicleEF	HHD	0.02	0.05
tblVehicleEF	HHD	1.1600e-004	1.0000e-006
tblVehicleEF	HHD	0.02	8.1210e-003
tblVehicleEF	HHD	0.03	0.03
tblVehicleEF	HHD	8.6750e-003	8.7680e-003
tblVehicleEF	HHD	0.02	0.05
tblVehicleEF	HHD	1.0700e-004	1.0000e-006
tblVehicleEF	HHD	1.1800e-004	6.0000e-006
tblVehicleEF	HHD	4.9160e-003	2.4300e-004
tblVehicleEF	HHD	0.57	0.41
tblVehicleEF	HHD	8.9000e-005	4.0000e-006
tblVehicleEF	HHD	0.13	0.12

tblVehicleEF	HHD	4.6300e-004	1.1210e-003
tblVehicleEF	HHD	0.10	4.0000e-006
tblVehicleEF	HHD	0.04	9.6940e-003
tblVehicleEF	HHD	0.02	0.01
tblVehicleEF	HHD	1.9200e-004	1.0000e-006
tblVehicleEF	HHD	1.1800e-004	6.0000e-006
tblVehicleEF	HHD	4.9160e-003	2.4300e-004
tblVehicleEF	HHD	0.68	0.48
tblVehicleEF	HHD	8.9000e-005	4.0000e-006
tblVehicleEF	HHD	0.31	0.27
tblVehicleEF	HHD	4.6300e-004	1.1210e-003
tblVehicleEF	HHD	0.11	5.0000e-006
tblVehicleEF	HHD	0.59	0.03
tblVehicleEF	HHD	0.16	0.14
tblVehicleEF	HHD	0.08	1.0000e-006
tblVehicleEF	HHD	1.72	5.25
tblVehicleEF	HHD	1.30	0.84
tblVehicleEF	HHD	3.80	0.01
tblVehicleEF	HHD	4,359.67	1,057.02
tblVehicleEF	HHD	1,683.99	1,517.44
tblVehicleEF	HHD	12.64	0.09
tblVehicleEF	HHD	20.68	5.78
tblVehicleEF	HHD	3.75	3.72
tblVehicleEF	HHD	0.02	7.8070e-003
tblVehicleEF	HHD	0.06	0.06
tblVehicleEF	HHD	0.03	0.04
tblVehicleEF	HHD	0.02	0.05

tblVehicleEF	HHD	1.1600e-004	1.0000e-006
tblVehicleEF	HHD	0.02	7.4700e-003
tblVehicleEF	HHD	0.03	0.03
tblVehicleEF	HHD	8.6750e-003	8.7680e-003
tblVehicleEF	HHD	0.02	0.05
tblVehicleEF	HHD	1.0700e-004	1.0000e-006
tblVehicleEF	HHD	1.6900e-004	9.0000e-006
tblVehicleEF	HHD	5.0090e-003	2.4600e-004
tblVehicleEF	HHD	0.54	0.43
tblVehicleEF	HHD	1.2500e-004	6.0000e-006
tblVehicleEF	HHD	0.13	0.12
tblVehicleEF	HHD	4.4900e-004	1.1010e-003
tblVehicleEF	HHD	0.09	4.0000e-006
tblVehicleEF	HHD	0.04	9.6850e-003
tblVehicleEF	HHD	0.02	0.01
tblVehicleEF	HHD	1.8900e-004	1.0000e-006
tblVehicleEF	HHD	1.6900e-004	9.0000e-006
tblVehicleEF	HHD	5.0090e-003	2.4600e-004
tblVehicleEF	HHD	0.64	0.50
tblVehicleEF	HHD	1.2500e-004	6.0000e-006
tblVehicleEF	HHD	0.31	0.27
tblVehicleEF	HHD	4.4900e-004	1.1010e-003
tblVehicleEF	HHD	0.10	4.0000e-006
tblVehicleEF	HHD	0.68	0.02
tblVehicleEF	HHD	0.16	5.0360e-003
tblVehicleEF	HHD	0.08	1.0000e-006
tblVehicleEF	HHD	3.25	5.42

tblVehicleEF	HHD	1.29	0.46
tblVehicleEF	HHD	4.03	0.01
tblVehicleEF	HHD	3,780.54	1,027.42
tblVehicleEF	HHD	1,683.99	1,421.63
tblVehicleEF	HHD	12.64	0.09
tblVehicleEF	HHD	19.16	5.92
tblVehicleEF	HHD	3.89	3.78
tblVehicleEF	HHD	0.02	8.9820e-003
tblVehicleEF	HHD	0.06	0.06
tblVehicleEF	HHD	0.03	0.03
tblVehicleEF	HHD	0.02	0.05
tblVehicleEF	HHD	1.1600e-004	1.0000e-006
tblVehicleEF	HHD	0.02	8.5930e-003
tblVehicleEF	HHD	0.03	0.03
tblVehicleEF	HHD	8.6750e-003	8.5160e-003
tblVehicleEF	HHD	0.02	0.05
tblVehicleEF	HHD	1.0700e-004	1.0000e-006
tblVehicleEF	HHD	1.1700e-004	6.0000e-006
tblVehicleEF	HHD	5.3110e-003	2.7000e-004
tblVehicleEF	HHD	0.61	0.39
tblVehicleEF	HHD	9.0000e-005	4.0000e-006
tblVehicleEF	HHD	0.13	0.11
tblVehicleEF	HHD	5.0200e-004	1.1940e-003
tblVehicleEF	HHD	0.10	4.0000e-006
tblVehicleEF	HHD	0.03	9.7070e-003
tblVehicleEF	HHD	0.02	0.01
tblVehicleEF	HHD	1.9300e-004	1.0000e-006

tblVehicleEF	HHD	1.1700e-004	6.0000e-006
tblVehicleEF	HHD	5.3110e-003	2.7000e-004
tblVehicleEF	HHD	0.73	0.44
tblVehicleEF	HHD	9.0000e-005	4.0000e-006
tblVehicleEF	HHD	0.31	0.12
tblVehicleEF	HHD	5.0200e-004	1.1940e-003
tblVehicleEF	HHD	0.11	5.0000e-006
tblVehicleEF	LDA	4.3340e-003	2.6620e-003
tblVehicleEF	LDA	5.1760e-003	0.05
tblVehicleEF	LDA	0.58	0.68
tblVehicleEF	LDA	1.10	2.11
tblVehicleEF	LDA	263.86	265.52
tblVehicleEF	LDA	58.33	54.23
tblVehicleEF	LDA	0.05	0.04
tblVehicleEF	LDA	1.9130e-003	1.6720e-003
tblVehicleEF	LDA	2.2790e-003	1.9250e-003
tblVehicleEF	LDA	1.7630e-003	1.5400e-003
tblVehicleEF	LDA	2.0960e-003	1.7700e-003
tblVehicleEF	LDA	0.04	0.05
tblVehicleEF	LDA	0.09	0.10
tblVehicleEF	LDA	0.03	0.05
tblVehicleEF	LDA	0.01	0.01
tblVehicleEF	LDA	0.04	0.21
tblVehicleEF	LDA	0.07	0.23
tblVehicleEF	LDA	2.6420e-003	2.6270e-003
tblVehicleEF	LDA	6.0200e-004	5.3700e-004
tblVehicleEF	LDA	0.04	0.05

tblVehicleEF	LDA	0.09	0.10
tblVehicleEF	LDA	0.03	0.05
tblVehicleEF	LDA	0.02	0.01
tblVehicleEF	LDA	0.04	0.21
tblVehicleEF	LDA	0.08	0.25
tblVehicleEF	LDA	4.5760e-003	2.8320e-003
tblVehicleEF	LDA	4.6500e-003	0.05
tblVehicleEF	LDA	0.63	0.74
tblVehicleEF	LDA	0.95	1.82
tblVehicleEF	LDA	274.96	276.40
tblVehicleEF	LDA	58.33	53.69
tblVehicleEF	LDA	0.04	0.03
tblVehicleEF	LDA	1.9130e-003	1.6720e-003
tblVehicleEF	LDA	2.2790e-003	1.9250e-003
tblVehicleEF	LDA	1.7630e-003	1.5400e-003
tblVehicleEF	LDA	2.0960e-003	1.7700e-003
tblVehicleEF	LDA	0.05	0.07
tblVehicleEF	LDA	0.09	0.10
tblVehicleEF	LDA	0.05	0.07
tblVehicleEF	LDA	0.01	0.01
tblVehicleEF	LDA	0.04	0.19
tblVehicleEF	LDA	0.06	0.21
tblVehicleEF	LDA	2.7540e-003	2.7340e-003
tblVehicleEF	LDA	5.9900e-004	5.3100e-004
tblVehicleEF	LDA	0.05	0.07
tblVehicleEF	LDA	0.09	0.10
tblVehicleEF	LDA	0.05	0.07

tblVehicleEF	LDA	0.02	0.02
tblVehicleEF	LDA	0.04	0.19
tblVehicleEF	LDA	0.07	0.23
tblVehicleEF	LDA	4.2520e-003	2.6080e-003
tblVehicleEF	LDA	5.2830e-003	0.05
tblVehicleEF	LDA	0.56	0.65
tblVehicleEF	LDA	1.13	2.18
tblVehicleEF	LDA	259.76	261.50
tblVehicleEF	LDA	58.33	54.34
tblVehicleEF	LDA	0.05	0.04
tblVehicleEF	LDA	1.9130e-003	1.6720e-003
tblVehicleEF	LDA	2.2790e-003	1.9250e-003
tblVehicleEF	LDA	1.7630e-003	1.5400e-003
tblVehicleEF	LDA	2.0960e-003	1.7700e-003
tblVehicleEF	LDA	0.04	0.05
tblVehicleEF	LDA	0.10	0.10
tblVehicleEF	LDA	0.03	0.05
tblVehicleEF	LDA	0.01	0.01
tblVehicleEF	LDA	0.04	0.23
tblVehicleEF	LDA	0.07	0.23
tblVehicleEF	LDA	2.6010e-003	2.5870e-003
tblVehicleEF	LDA	6.0200e-004	5.3800e-004
tblVehicleEF	LDA	0.04	0.05
tblVehicleEF	LDA	0.10	0.10
tblVehicleEF	LDA	0.03	0.05
tblVehicleEF	LDA	0.02	0.01
tblVehicleEF	LDA	0.04	0.23

tblVehicleEF	LDA	0.08	0.26
tblVehicleEF	LDT1	9.9920e-003	6.2080e-003
tblVehicleEF	LDT1	0.01	0.07
tblVehicleEF	LDT1	1.19	1.26
tblVehicleEF	LDT1	2.74	2.32
tblVehicleEF	LDT1	324.21	313.05
tblVehicleEF	LDT1	71.81	65.11
tblVehicleEF	LDT1	0.11	0.10
tblVehicleEF	LDT1	2.5570e-003	2.3060e-003
tblVehicleEF	LDT1	3.2780e-003	2.6450e-003
tblVehicleEF	LDT1	2.3530e-003	2.1220e-003
tblVehicleEF	LDT1	3.0150e-003	2.4330e-003
tblVehicleEF	LDT1	0.12	0.12
tblVehicleEF	LDT1	0.25	0.19
tblVehicleEF	LDT1	0.10	0.11
tblVehicleEF	LDT1	0.02	0.03
tblVehicleEF	LDT1	0.16	0.66
tblVehicleEF	LDT1	0.19	0.36
tblVehicleEF	LDT1	3.2560e-003	3.0980e-003
tblVehicleEF	LDT1	7.6600e-004	6.4400e-004
tblVehicleEF	LDT1	0.12	0.12
tblVehicleEF	LDT1	0.25	0.19
tblVehicleEF	LDT1	0.10	0.11
tblVehicleEF	LDT1	0.04	0.04
tblVehicleEF	LDT1	0.16	0.66
tblVehicleEF	LDT1	0.21	0.40
tblVehicleEF	LDT1	0.01	6.5570e-003

tblVehicleEF	LDT1	0.01	0.07
tblVehicleEF	LDT1	1.28	1.36
tblVehicleEF	LDT1	2.36	2.00
tblVehicleEF	LDT1	337.31	324.18
tblVehicleEF	LDT1	71.81	64.47
tblVehicleEF	LDT1	0.10	0.09
tblVehicleEF	LDT1	2.5570e-003	2.3060e-003
tblVehicleEF	LDT1	3.2780e-003	2.6450e-003
tblVehicleEF	LDT1	2.3530e-003	2.1220e-003
tblVehicleEF	LDT1	3.0150e-003	2.4330e-003
tblVehicleEF	LDT1	0.17	0.18
tblVehicleEF	LDT1	0.26	0.20
tblVehicleEF	LDT1	0.14	0.15
tblVehicleEF	LDT1	0.03	0.03
tblVehicleEF	LDT1	0.14	0.61
tblVehicleEF	LDT1	0.17	0.32
tblVehicleEF	LDT1	3.3880e-003	3.2080e-003
tblVehicleEF	LDT1	7.5900e-004	6.3800e-004
tblVehicleEF	LDT1	0.17	0.18
tblVehicleEF	LDT1	0.26	0.20
tblVehicleEF	LDT1	0.14	0.15
tblVehicleEF	LDT1	0.04	0.04
tblVehicleEF	LDT1	0.14	0.61
tblVehicleEF	LDT1	0.19	0.36
tblVehicleEF	LDT1	9.8200e-003	6.0950e-003
tblVehicleEF	LDT1	0.01	0.07
tblVehicleEF	LDT1	1.16	1.22

tblVehicleEF	LDT1	2.82	2.40
tblVehicleEF	LDT1	319.38	308.94
tblVehicleEF	LDT1	71.81	65.25
tblVehicleEF	LDT1	0.11	0.10
tblVehicleEF	LDT1	2.5570e-003	2.3060e-003
tblVehicleEF	LDT1	3.2780e-003	2.6450e-003
tblVehicleEF	LDT1	2.3530e-003	2.1220e-003
tblVehicleEF	LDT1	3.0150e-003	2.4330e-003
tblVehicleEF	LDT1	0.12	0.13
tblVehicleEF	LDT1	0.29	0.22
tblVehicleEF	LDT1	0.10	0.11
tblVehicleEF	LDT1	0.02	0.03
tblVehicleEF	LDT1	0.18	0.78
tblVehicleEF	LDT1	0.19	0.37
tblVehicleEF	LDT1	3.2070e-003	3.0570e-003
tblVehicleEF	LDT1	7.6700e-004	6.4600e-004
tblVehicleEF	LDT1	0.12	0.13
tblVehicleEF	LDT1	0.29	0.22
tblVehicleEF	LDT1	0.10	0.11
tblVehicleEF	LDT1	0.04	0.04
tblVehicleEF	LDT1	0.18	0.78
tblVehicleEF	LDT1	0.21	0.41
tblVehicleEF	LDT2	5.7840e-003	4.0560e-003
tblVehicleEF	LDT2	6.6620e-003	0.07
tblVehicleEF	LDT2	0.74	0.91
tblVehicleEF	LDT2	1.41	2.69
tblVehicleEF	LDT2	369.26	341.01

tblVehicleEF	LDT2	81.71	71.31
tblVehicleEF	LDT2	0.07	0.07
tblVehicleEF	LDT2	1.8090e-003	1.6370e-003
tblVehicleEF	LDT2	2.1990e-003	1.8210e-003
tblVehicleEF	LDT2	1.6640e-003	1.5060e-003
tblVehicleEF	LDT2	2.0220e-003	1.6740e-003
tblVehicleEF	LDT2	0.05	0.07
tblVehicleEF	LDT2	0.11	0.12
tblVehicleEF	LDT2	0.05	0.08
tblVehicleEF	LDT2	0.01	0.02
tblVehicleEF	LDT2	0.06	0.39
tblVehicleEF	LDT2	0.09	0.32
tblVehicleEF	LDT2	3.6980e-003	3.3740e-003
tblVehicleEF	LDT2	8.4100e-004	7.0600e-004
tblVehicleEF	LDT2	0.05	0.07
tblVehicleEF	LDT2	0.11	0.12
tblVehicleEF	LDT2	0.05	0.08
tblVehicleEF	LDT2	0.02	0.02
tblVehicleEF	LDT2	0.06	0.39
tblVehicleEF	LDT2	0.10	0.35
tblVehicleEF	LDT2	6.1050e-003	4.3050e-003
tblVehicleEF	LDT2	5.9960e-003	0.06
tblVehicleEF	LDT2	0.80	0.99
tblVehicleEF	LDT2	1.22	2.32
tblVehicleEF	LDT2	384.42	352.00
tblVehicleEF	LDT2	81.71	70.61
tblVehicleEF	LDT2	0.06	0.06

tblVehicleEF	LDT2	1.8090e-003	1.6370e-003
tblVehicleEF	LDT2	2.1990e-003	1.8210e-003
tblVehicleEF	LDT2	1.6640e-003	1.5060e-003
tblVehicleEF	LDT2	2.0220e-003	1.6740e-003
tblVehicleEF	LDT2	0.07	0.11
tblVehicleEF	LDT2	0.11	0.13
tblVehicleEF	LDT2	0.07	0.10
tblVehicleEF	LDT2	0.02	0.02
tblVehicleEF	LDT2	0.05	0.36
tblVehicleEF	LDT2	0.08	0.29
tblVehicleEF	LDT2	3.8500e-003	3.4820e-003
tblVehicleEF	LDT2	8.3800e-004	6.9900e-004
tblVehicleEF	LDT2	0.07	0.11
tblVehicleEF	LDT2	0.11	0.13
tblVehicleEF	LDT2	0.07	0.10
tblVehicleEF	LDT2	0.02	0.02
tblVehicleEF	LDT2	0.05	0.36
tblVehicleEF	LDT2	0.09	0.31
tblVehicleEF	LDT2	5.6750e-003	3.9780e-003
tblVehicleEF	LDT2	6.7990e-003	0.07
tblVehicleEF	LDT2	0.72	0.88
tblVehicleEF	LDT2	1.45	2.77
tblVehicleEF	LDT2	363.66	336.95
tblVehicleEF	LDT2	81.71	71.46
tblVehicleEF	LDT2	0.07	0.07
tblVehicleEF	LDT2	1.8090e-003	1.6370e-003
tblVehicleEF	LDT2	2.1990e-003	1.8210e-003

tblVehicleEF	LDT2	1.6640e-003	1.5060e-003
tblVehicleEF	LDT2	2.0220e-003	1.6740e-003
tblVehicleEF	LDT2	0.04	0.07
tblVehicleEF	LDT2	0.11	0.13
tblVehicleEF	LDT2	0.05	0.08
tblVehicleEF	LDT2	0.01	0.02
tblVehicleEF	LDT2	0.07	0.46
tblVehicleEF	LDT2	0.09	0.33
tblVehicleEF	LDT2	3.6420e-003	3.3340e-003
tblVehicleEF	LDT2	8.4100e-004	7.0700e-004
tblVehicleEF	LDT2	0.04	0.07
tblVehicleEF	LDT2	0.11	0.13
tblVehicleEF	LDT2	0.05	0.08
tblVehicleEF	LDT2	0.02	0.02
tblVehicleEF	LDT2	0.07	0.46
tblVehicleEF	LDT2	0.10	0.36
tblVehicleEF	LHD1	5.7990e-003	5.8180e-003
tblVehicleEF	LHD1	0.01	5.0100e-003
tblVehicleEF	LHD1	0.02	0.02
tblVehicleEF	LHD1	0.15	0.19
tblVehicleEF	LHD1	0.78	0.57
tblVehicleEF	LHD1	2.55	1.09
tblVehicleEF	LHD1	9.03	9.05
tblVehicleEF	LHD1	603.73	667.72
tblVehicleEF	LHD1	33.13	12.41
tblVehicleEF	LHD1	0.08	0.06
tblVehicleEF	LHD1	1.27	0.81

tblVehicleEF	LHD1	8.6000e-004	7.5600e-004
tblVehicleEF	LHD1	0.01	9.6460e-003
tblVehicleEF	LHD1	0.01	7.2150e-003
tblVehicleEF	LHD1	9.1700e-004	2.5500e-004
tblVehicleEF	LHD1	8.2300e-004	7.2300e-004
tblVehicleEF	LHD1	2.5110e-003	2.4120e-003
tblVehicleEF	LHD1	9.9290e-003	6.8770e-003
tblVehicleEF	LHD1	8.4300e-004	2.3500e-004
tblVehicleEF	LHD1	2.8210e-003	2.2570e-003
tblVehicleEF	LHD1	0.10	0.07
tblVehicleEF	LHD1	0.02	0.02
tblVehicleEF	LHD1	1.7870e-003	1.4220e-003
tblVehicleEF	LHD1	0.06	0.05
tblVehicleEF	LHD1	0.28	0.47
tblVehicleEF	LHD1	0.27	0.08
tblVehicleEF	LHD1	9.1000e-005	8.8000e-005
tblVehicleEF	LHD1	5.9280e-003	6.5210e-003
tblVehicleEF	LHD1	3.7900e-004	1.2300e-004
tblVehicleEF	LHD1	2.8210e-003	2.2570e-003
tblVehicleEF	LHD1	0.10	0.07
tblVehicleEF	LHD1	0.02	0.03
tblVehicleEF	LHD1	1.7870e-003	1.4220e-003
tblVehicleEF	LHD1	0.08	0.06
tblVehicleEF	LHD1	0.28	0.47
tblVehicleEF	LHD1	0.29	0.09
tblVehicleEF	LHD1	5.7990e-003	5.8300e-003
tblVehicleEF	LHD1	0.01	5.0980e-003

tblVehicleEF	LHD1	0.02	0.02
tblVehicleEF	LHD1	0.15	0.19
tblVehicleEF	LHD1	0.79	0.58
tblVehicleEF	LHD1	2.44	1.04
tblVehicleEF	LHD1	9.03	9.05
tblVehicleEF	LHD1	603.73	667.74
tblVehicleEF	LHD1	33.13	12.33
tblVehicleEF	LHD1	0.08	0.06
tblVehicleEF	LHD1	1.19	0.76
tblVehicleEF	LHD1	8.6000e-004	7.5600e-004
tblVehicleEF	LHD1	0.01	9.6460e-003
tblVehicleEF	LHD1	0.01	7.2150e-003
tblVehicleEF	LHD1	9.1700e-004	2.5500e-004
tblVehicleEF	LHD1	8.2300e-004	7.2300e-004
tblVehicleEF	LHD1	2.5110e-003	2.4120e-003
tblVehicleEF	LHD1	9.9290e-003	6.8770e-003
tblVehicleEF	LHD1	8.4300e-004	2.3500e-004
tblVehicleEF	LHD1	3.9390e-003	3.1600e-003
tblVehicleEF	LHD1	0.10	0.07
tblVehicleEF	LHD1	0.02	0.02
tblVehicleEF	LHD1	2.4300e-003	1.9450e-003
tblVehicleEF	LHD1	0.06	0.05
tblVehicleEF	LHD1	0.27	0.45
tblVehicleEF	LHD1	0.26	0.08
tblVehicleEF	LHD1	9.1000e-005	8.8000e-005
tblVehicleEF	LHD1	5.9280e-003	6.5210e-003
tblVehicleEF	LHD1	3.7700e-004	1.2200e-004

tblVehicleEF	LHD1	3.9390e-003	3.1600e-003
tblVehicleEF	LHD1	0.10	0.07
tblVehicleEF	LHD1	0.02	0.03
tblVehicleEF	LHD1	2.4300e-003	1.9450e-003
tblVehicleEF	LHD1	0.08	0.06
tblVehicleEF	LHD1	0.27	0.45
tblVehicleEF	LHD1	0.28	0.08
tblVehicleEF	LHD1	5.7990e-003	5.8160e-003
tblVehicleEF	LHD1	0.01	4.9860e-003
tblVehicleEF	LHD1	0.02	0.02
tblVehicleEF	LHD1	0.15	0.19
tblVehicleEF	LHD1	0.77	0.57
tblVehicleEF	LHD1	2.56	1.09
tblVehicleEF	LHD1	9.03	9.05
tblVehicleEF	LHD1	603.73	667.72
tblVehicleEF	LHD1	33.13	12.42
tblVehicleEF	LHD1	0.08	0.06
tblVehicleEF	LHD1	1.24	0.80
tblVehicleEF	LHD1	8.6000e-004	7.5600e-004
tblVehicleEF	LHD1	0.01	9.6460e-003
tblVehicleEF	LHD1	0.01	7.2150e-003
tblVehicleEF	LHD1	9.1700e-004	2.5500e-004
tblVehicleEF	LHD1	8.2300e-004	7.2300e-004
tblVehicleEF	LHD1	2.5110e-003	2.4120e-003
tblVehicleEF	LHD1	9.9290e-003	6.8770e-003
tblVehicleEF	LHD1	8.4300e-004	2.3500e-004
tblVehicleEF	LHD1	2.9400e-003	2.3610e-003

tblVehicleEF	LHD1	0.11	0.08
tblVehicleEF	LHD1	0.02	0.02
tblVehicleEF	LHD1	1.8110e-003	1.4460e-003
tblVehicleEF	LHD1	0.06	0.05
tblVehicleEF	LHD1	0.30	0.50
tblVehicleEF	LHD1	0.27	0.08
tblVehicleEF	LHD1	9.1000e-005	8.8000e-005
tblVehicleEF	LHD1	5.9280e-003	6.5210e-003
tblVehicleEF	LHD1	3.8000e-004	1.2300e-004
tblVehicleEF	LHD1	2.9400e-003	2.3610e-003
tblVehicleEF	LHD1	0.11	0.08
tblVehicleEF	LHD1	0.02	0.03
tblVehicleEF	LHD1	1.8110e-003	1.4460e-003
tblVehicleEF	LHD1	0.08	0.06
tblVehicleEF	LHD1	0.30	0.50
tblVehicleEF	LHD1	0.29	0.09
tblVehicleEF	LHD2	4.2890e-003	4.2530e-003
tblVehicleEF	LHD2	4.2710e-003	3.6630e-003
tblVehicleEF	LHD2	9.4470e-003	0.01
tblVehicleEF	LHD2	0.13	0.16
tblVehicleEF	LHD2	0.36	0.41
tblVehicleEF	LHD2	1.38	0.76
tblVehicleEF	LHD2	13.67	13.61
tblVehicleEF	LHD2	619.08	679.10
tblVehicleEF	LHD2	28.46	10.01
tblVehicleEF	LHD2	0.10	0.09
tblVehicleEF	LHD2	0.87	0.94

tblVehicleEF	LHD2	1.1890e-003	1.1970e-003
tblVehicleEF	LHD2	0.01	0.01
tblVehicleEF	LHD2	9.7400e-003	0.01
tblVehicleEF	LHD2	4.6100e-004	1.4900e-004
tblVehicleEF	LHD2	1.1370e-003	1.1460e-003
tblVehicleEF	LHD2	2.6460e-003	2.6120e-003
tblVehicleEF	LHD2	9.3060e-003	9.6640e-003
tblVehicleEF	LHD2	4.2300e-004	1.3700e-004
tblVehicleEF	LHD2	1.1610e-003	1.4570e-003
tblVehicleEF	LHD2	0.04	0.05
tblVehicleEF	LHD2	0.02	0.02
tblVehicleEF	LHD2	7.7900e-004	9.3400e-004
tblVehicleEF	LHD2	0.05	0.05
tblVehicleEF	LHD2	0.09	0.30
tblVehicleEF	LHD2	0.13	0.06
tblVehicleEF	LHD2	1.3400e-004	1.3100e-004
tblVehicleEF	LHD2	6.0340e-003	6.5780e-003
tblVehicleEF	LHD2	3.1000e-004	9.9000e-005
tblVehicleEF	LHD2	1.1610e-003	1.4570e-003
tblVehicleEF	LHD2	0.04	0.05
tblVehicleEF	LHD2	0.02	0.03
tblVehicleEF	LHD2	7.7900e-004	9.3400e-004
tblVehicleEF	LHD2	0.05	0.06
tblVehicleEF	LHD2	0.09	0.30
tblVehicleEF	LHD2	0.14	0.06
tblVehicleEF	LHD2	4.2890e-003	4.2620e-003
tblVehicleEF	LHD2	4.3220e-003	3.7010e-003

tblVehicleEF	LHD2	9.1410e-003	0.01
tblVehicleEF	LHD2	0.13	0.16
tblVehicleEF	LHD2	0.37	0.41
tblVehicleEF	LHD2	1.32	0.73
tblVehicleEF	LHD2	13.67	13.61
tblVehicleEF	LHD2	619.08	679.11
tblVehicleEF	LHD2	28.46	9.96
tblVehicleEF	LHD2	0.10	0.09
tblVehicleEF	LHD2	0.82	0.88
tblVehicleEF	LHD2	1.1890e-003	1.1970e-003
tblVehicleEF	LHD2	0.01	0.01
tblVehicleEF	LHD2	9.7400e-003	0.01
tblVehicleEF	LHD2	4.6100e-004	1.4900e-004
tblVehicleEF	LHD2	1.1370e-003	1.1460e-003
tblVehicleEF	LHD2	2.6460e-003	2.6120e-003
tblVehicleEF	LHD2	9.3060e-003	9.6640e-003
tblVehicleEF	LHD2	4.2300e-004	1.3700e-004
tblVehicleEF	LHD2	1.6270e-003	2.0410e-003
tblVehicleEF	LHD2	0.04	0.05
tblVehicleEF	LHD2	0.02	0.02
tblVehicleEF	LHD2	1.0610e-003	1.2770e-003
tblVehicleEF	LHD2	0.05	0.05
tblVehicleEF	LHD2	0.08	0.29
tblVehicleEF	LHD2	0.12	0.05
tblVehicleEF	LHD2	1.3400e-004	1.3100e-004
tblVehicleEF	LHD2	6.0340e-003	6.5780e-003
tblVehicleEF	LHD2	3.0900e-004	9.9000e-005

tblVehicleEF	LHD2	1.6270e-003	2.0410e-003
tblVehicleEF	LHD2	0.04	0.05
tblVehicleEF	LHD2	0.02	0.03
tblVehicleEF	LHD2	1.0610e-003	1.2770e-003
tblVehicleEF	LHD2	0.05	0.06
tblVehicleEF	LHD2	0.08	0.29
tblVehicleEF	LHD2	0.13	0.06
tblVehicleEF	LHD2	4.2890e-003	4.2510e-003
tblVehicleEF	LHD2	4.2570e-003	3.6530e-003
tblVehicleEF	LHD2	9.5090e-003	0.01
tblVehicleEF	LHD2	0.13	0.16
tblVehicleEF	LHD2	0.36	0.41
tblVehicleEF	LHD2	1.38	0.76
tblVehicleEF	LHD2	13.67	13.61
tblVehicleEF	LHD2	619.08	679.10
tblVehicleEF	LHD2	28.46	10.02
tblVehicleEF	LHD2	0.10	0.09
tblVehicleEF	LHD2	0.85	0.92
tblVehicleEF	LHD2	1.1890e-003	1.1970e-003
tblVehicleEF	LHD2	0.01	0.01
tblVehicleEF	LHD2	9.7400e-003	0.01
tblVehicleEF	LHD2	4.6100e-004	1.4900e-004
tblVehicleEF	LHD2	1.1370e-003	1.1460e-003
tblVehicleEF	LHD2	2.6460e-003	2.6120e-003
tblVehicleEF	LHD2	9.3060e-003	9.6640e-003
tblVehicleEF	LHD2	4.2300e-004	1.3700e-004
tblVehicleEF	LHD2	1.1810e-003	1.5020e-003

tblVehicleEF	LHD2	0.04	0.06
tblVehicleEF	LHD2	0.02	0.02
tblVehicleEF	LHD2	7.7800e-004	9.3300e-004
tblVehicleEF	LHD2	0.05	0.05
tblVehicleEF	LHD2	0.10	0.33
tblVehicleEF	LHD2	0.13	0.06
tblVehicleEF	LHD2	1.3400e-004	1.3100e-004
tblVehicleEF	LHD2	6.0340e-003	6.5780e-003
tblVehicleEF	LHD2	3.1000e-004	9.9000e-005
tblVehicleEF	LHD2	1.1810e-003	1.5020e-003
tblVehicleEF	LHD2	0.04	0.06
tblVehicleEF	LHD2	0.02	0.03
tblVehicleEF	LHD2	7.7800e-004	9.3300e-004
tblVehicleEF	LHD2	0.05	0.06
tblVehicleEF	LHD2	0.10	0.33
tblVehicleEF	LHD2	0.14	0.06
tblVehicleEF	MCY	0.48	0.35
tblVehicleEF	MCY	0.15	0.24
tblVehicleEF	MCY	18.61	18.90
tblVehicleEF	MCY	9.56	8.43
tblVehicleEF	MCY	177.57	214.49
tblVehicleEF	MCY	45.30	60.11
tblVehicleEF	MCY	1.12	1.12
tblVehicleEF	MCY	2.1370e-003	2.1160e-003
tblVehicleEF	MCY	3.9240e-003	3.2680e-003
tblVehicleEF	MCY	1.9990e-003	1.9800e-003
tblVehicleEF	MCY	3.7000e-003	3.0810e-003

tblVehicleEF	MCY	1.13	1.16
tblVehicleEF	MCY	0.69	0.72
tblVehicleEF	MCY	0.71	0.72
tblVehicleEF	MCY	2.38	2.40
tblVehicleEF	MCY	0.65	2.07
tblVehicleEF	MCY	2.05	1.82
tblVehicleEF	MCY	2.1510e-003	2.1230e-003
tblVehicleEF	MCY	6.7000e-004	5.9500e-004
tblVehicleEF	MCY	1.13	1.16
tblVehicleEF	MCY	0.69	0.72
tblVehicleEF	MCY	0.71	0.72
tblVehicleEF	MCY	2.95	2.97
tblVehicleEF	MCY	0.65	2.07
tblVehicleEF	MCY	2.24	1.98
tblVehicleEF	MCY	0.47	0.35
tblVehicleEF	MCY	0.14	0.21
tblVehicleEF	MCY	17.91	18.17
tblVehicleEF	MCY	8.81	7.74
tblVehicleEF	MCY	177.57	213.12
tblVehicleEF	MCY	45.30	58.36
tblVehicleEF	MCY	0.98	0.98
tblVehicleEF	MCY	2.1370e-003	2.1160e-003
tblVehicleEF	MCY	3.9240e-003	3.2680e-003
tblVehicleEF	MCY	1.9990e-003	1.9800e-003
tblVehicleEF	MCY	3.7000e-003	3.0810e-003
tblVehicleEF	MCY	1.71	1.74
tblVehicleEF	MCY	0.73	0.76

tblVehicleEF	MCY	1.12	1.14
tblVehicleEF	MCY	2.33	2.34
tblVehicleEF	MCY	0.61	1.94
tblVehicleEF	MCY	1.85	1.62
tblVehicleEF	MCY	2.1380e-003	2.1090e-003
tblVehicleEF	MCY	6.5100e-004	5.7700e-004
tblVehicleEF	MCY	1.71	1.74
tblVehicleEF	MCY	0.73	0.76
tblVehicleEF	MCY	1.12	1.14
tblVehicleEF	MCY	2.89	2.90
tblVehicleEF	MCY	0.61	1.94
tblVehicleEF	MCY	2.01	1.77
tblVehicleEF	MCY	0.48	0.35
tblVehicleEF	MCY	0.15	0.24
tblVehicleEF	MCY	18.72	19.01
tblVehicleEF	MCY	9.67	8.55
tblVehicleEF	MCY	177.57	214.70
tblVehicleEF	MCY	45.30	60.42
tblVehicleEF	MCY	1.09	1.09
tblVehicleEF	MCY	2.1370e-003	2.1160e-003
tblVehicleEF	MCY	3.9240e-003	3.2680e-003
tblVehicleEF	MCY	1.9990e-003	1.9800e-003
tblVehicleEF	MCY	3.7000e-003	3.0810e-003
tblVehicleEF	MCY	1.26	1.28
tblVehicleEF	MCY	0.89	0.92
tblVehicleEF	MCY	0.75	0.76
tblVehicleEF	MCY	2.39	2.41

tblVehicleEF	MCY	0.75	2.38
tblVehicleEF	MCY	2.09	1.86
tblVehicleEF	MCY	2.1530e-003	2.1250e-003
tblVehicleEF	MCY	6.7300e-004	5.9800e-004
tblVehicleEF	MCY	1.26	1.28
tblVehicleEF	MCY	0.89	0.92
tblVehicleEF	MCY	0.75	0.76
tblVehicleEF	MCY	2.97	2.98
tblVehicleEF	MCY	0.75	2.38
tblVehicleEF	MCY	2.28	2.02
tblVehicleEF	MDV	0.01	5.6010e-003
tblVehicleEF	MDV	0.01	0.08
tblVehicleEF	MDV	1.26	1.12
tblVehicleEF	MDV	2.62	3.12
tblVehicleEF	MDV	500.02	420.73
tblVehicleEF	MDV	108.15	86.72
tblVehicleEF	MDV	0.14	0.10
tblVehicleEF	MDV	1.9190e-003	1.7850e-003
tblVehicleEF	MDV	2.3090e-003	1.9840e-003
tblVehicleEF	MDV	1.7700e-003	1.6470e-003
tblVehicleEF	MDV	2.1250e-003	1.8250e-003
tblVehicleEF	MDV	0.07	0.08
tblVehicleEF	MDV	0.16	0.14
tblVehicleEF	MDV	0.07	0.09
tblVehicleEF	MDV	0.03	0.02
tblVehicleEF	MDV	0.10	0.42
tblVehicleEF	MDV	0.20	0.41

tblVehicleEF	MDV	5.0080e-003	4.1600e-003
tblVehicleEF	MDV	1.1270e-003	8.5800e-004
tblVehicleEF	MDV	0.07	0.08
tblVehicleEF	MDV	0.16	0.14
tblVehicleEF	MDV	0.07	0.09
tblVehicleEF	MDV	0.04	0.03
tblVehicleEF	MDV	0.10	0.42
tblVehicleEF	MDV	0.22	0.45
tblVehicleEF	MDV	0.01	5.9080e-003
tblVehicleEF	MDV	0.01	0.08
tblVehicleEF	MDV	1.36	1.20
tblVehicleEF	MDV	2.27	2.69
tblVehicleEF	MDV	519.96	432.28
tblVehicleEF	MDV	108.15	85.89
tblVehicleEF	MDV	0.12	0.09
tblVehicleEF	MDV	1.9190e-003	1.7850e-003
tblVehicleEF	MDV	2.3090e-003	1.9840e-003
tblVehicleEF	MDV	1.7700e-003	1.6470e-003
tblVehicleEF	MDV	2.1250e-003	1.8250e-003
tblVehicleEF	MDV	0.10	0.12
tblVehicleEF	MDV	0.16	0.14
tblVehicleEF	MDV	0.10	0.12
tblVehicleEF	MDV	0.03	0.03
tblVehicleEF	MDV	0.09	0.39
tblVehicleEF	MDV	0.18	0.37
tblVehicleEF	MDV	5.2090e-003	4.2740e-003
tblVehicleEF	MDV	1.1210e-003	8.5000e-004

tblVehicleEF	MDV	0.10	0.12
tblVehicleEF	MDV	0.16	0.14
tblVehicleEF	MDV	0.10	0.12
tblVehicleEF	MDV	0.05	0.04
tblVehicleEF	MDV	0.09	0.39
tblVehicleEF	MDV	0.20	0.40
tblVehicleEF	MDV	0.01	5.5000e-003
tblVehicleEF	MDV	0.02	0.09
tblVehicleEF	MDV	1.23	1.08
tblVehicleEF	MDV	2.69	3.21
tblVehicleEF	MDV	492.66	416.47
tblVehicleEF	MDV	108.15	86.90
tblVehicleEF	MDV	0.13	0.10
tblVehicleEF	MDV	1.9190e-003	1.7850e-003
tblVehicleEF	MDV	2.3090e-003	1.9840e-003
tblVehicleEF	MDV	1.7700e-003	1.6470e-003
tblVehicleEF	MDV	2.1250e-003	1.8250e-003
tblVehicleEF	MDV	0.06	0.08
tblVehicleEF	MDV	0.17	0.15
tblVehicleEF	MDV	0.07	0.09
tblVehicleEF	MDV	0.03	0.02
tblVehicleEF	MDV	0.11	0.49
tblVehicleEF	MDV	0.20	0.42
tblVehicleEF	MDV	4.9340e-003	4.1170e-003
tblVehicleEF	MDV	1.1290e-003	8.6000e-004
tblVehicleEF	MDV	0.06	0.08
tblVehicleEF	MDV	0.17	0.15

tblVehicleEF	MDV	0.07	0.09
tblVehicleEF	MDV	0.04	0.03
tblVehicleEF	MDV	0.11	0.49
tblVehicleEF	MDV	0.22	0.46
tblVehicleEF	MH	0.03	3.3600e-003
tblVehicleEF	MH	0.02	0.00
tblVehicleEF	MH	2.15	0.31
tblVehicleEF	MH	5.50	0.00
tblVehicleEF	MH	1,108.90	981.53
tblVehicleEF	MH	57.43	0.00
tblVehicleEF	MH	1.43	3.91
tblVehicleEF	MH	0.01	0.02
tblVehicleEF	MH	0.03	0.10
tblVehicleEF	MH	1.0490e-003	0.00
tblVehicleEF	MH	3.2420e-003	4.0000e-003
tblVehicleEF	MH	0.03	0.09
tblVehicleEF	MH	9.6500e-004	0.00
tblVehicleEF	MH	0.95	0.00
tblVehicleEF	MH	0.07	0.00
tblVehicleEF	MH	0.41	0.00
tblVehicleEF	MH	0.09	0.07
tblVehicleEF	MH	0.02	0.00
tblVehicleEF	MH	0.32	0.00
tblVehicleEF	MH	0.01	9.2790e-003
tblVehicleEF	MH	6.7000e-004	0.00
tblVehicleEF	MH	0.95	0.00
tblVehicleEF	MH	0.07	0.00

tblVehicleEF	MH	0.41	0.00
tblVehicleEF	MH	0.12	0.08
tblVehicleEF	MH	0.02	0.00
tblVehicleEF	MH	0.35	0.00
tblVehicleEF	MH	0.03	3.3600e-003
tblVehicleEF	MH	0.02	0.00
tblVehicleEF	MH	2.21	0.31
tblVehicleEF	MH	5.21	0.00
tblVehicleEF	MH	1,108.90	981.53
tblVehicleEF	MH	57.43	0.00
tblVehicleEF	MH	1.33	3.70
tblVehicleEF	MH	0.01	0.02
tblVehicleEF	MH	0.03	0.10
tblVehicleEF	MH	1.0490e-003	0.00
tblVehicleEF	MH	3.2420e-003	4.0000e-003
tblVehicleEF	MH	0.03	0.09
tblVehicleEF	MH	9.6500e-004	0.00
tblVehicleEF	MH	1.28	0.00
tblVehicleEF	MH	0.07	0.00
tblVehicleEF	MH	0.56	0.00
tblVehicleEF	MH	0.09	0.07
tblVehicleEF	MH	0.02	0.00
tblVehicleEF	MH	0.31	0.00
tblVehicleEF	MH	0.01	9.2790e-003
tblVehicleEF	MH	6.6500e-004	0.00
tblVehicleEF	MH	1.28	0.00
tblVehicleEF	MH	0.07	0.00

tblVehicleEF	MH	0.56	0.00
tblVehicleEF	MH	0.12	0.08
tblVehicleEF	MH	0.02	0.00
tblVehicleEF	MH	0.34	0.00
tblVehicleEF	MH	0.03	3.3600e-003
tblVehicleEF	MH	0.02	0.00
tblVehicleEF	MH	2.13	0.31
tblVehicleEF	MH	5.54	0.00
tblVehicleEF	MH	1,108.90	981.53
tblVehicleEF	MH	57.43	0.00
tblVehicleEF	MH	1.40	3.84
tblVehicleEF	MH	0.01	0.02
tblVehicleEF	MH	0.03	0.10
tblVehicleEF	MH	1.0490e-003	0.00
tblVehicleEF	MH	3.2420e-003	4.0000e-003
tblVehicleEF	MH	0.03	0.09
tblVehicleEF	MH	9.6500e-004	0.00
tblVehicleEF	MH	1.05	0.00
tblVehicleEF	MH	0.08	0.00
tblVehicleEF	MH	0.43	0.00
tblVehicleEF	MH	0.09	0.07
tblVehicleEF	MH	0.02	0.00
tblVehicleEF	MH	0.32	0.00
tblVehicleEF	MH	0.01	9.2790e-003
tblVehicleEF	MH	6.7100e-004	0.00
tblVehicleEF	MH	1.05	0.00
tblVehicleEF	MH	0.08	0.00

tblVehicleEF	MH	0.43	0.00
tblVehicleEF	MH	0.12	0.08
tblVehicleEF	MH	0.02	0.00
tblVehicleEF	MH	0.35	0.00
tblVehicleEF	MHD	0.02	4.9130e-003
tblVehicleEF	MHD	4.2090e-003	5.6110e-003
tblVehicleEF	MHD	0.05	0.01
tblVehicleEF	MHD	0.36	0.39
tblVehicleEF	MHD	0.33	0.51
tblVehicleEF	MHD	6.12	1.31
tblVehicleEF	MHD	141.40	56.75
tblVehicleEF	MHD	1,144.82	1,086.34
tblVehicleEF	MHD	60.68	12.86
tblVehicleEF	MHD	0.54	0.43
tblVehicleEF	MHD	1.18	1.96
tblVehicleEF	MHD	2.3000e-004	1.4510e-003
tblVehicleEF	MHD	5.5730e-003	0.05
tblVehicleEF	MHD	7.9300e-004	1.1900e-004
tblVehicleEF	MHD	2.2000e-004	1.3880e-003
tblVehicleEF	MHD	5.3290e-003	0.05
tblVehicleEF	MHD	7.2900e-004	1.0900e-004
tblVehicleEF	MHD	1.1360e-003	4.8700e-004
tblVehicleEF	MHD	0.04	0.02
tblVehicleEF	MHD	0.03	0.02
tblVehicleEF	MHD	7.3800e-004	3.2900e-004
tblVehicleEF	MHD	0.04	0.09
tblVehicleEF	MHD	0.02	0.10

tblVehicleEF	MHD	0.38	0.06
tblVehicleEF	MHD	1.3610e-003	5.4000e-004
tblVehicleEF	MHD	0.01	0.01
tblVehicleEF	MHD	7.1400e-004	1.2700e-004
tblVehicleEF	MHD	1.1360e-003	4.8700e-004
tblVehicleEF	MHD	0.04	0.02
tblVehicleEF	MHD	0.04	0.03
tblVehicleEF	MHD	7.3800e-004	3.2900e-004
tblVehicleEF	MHD	0.05	0.11
tblVehicleEF	MHD	0.02	0.10
tblVehicleEF	MHD	0.41	0.07
tblVehicleEF	MHD	0.02	4.6520e-003
tblVehicleEF	MHD	4.2610e-003	5.6470e-003
tblVehicleEF	MHD	0.05	0.01
tblVehicleEF	MHD	0.26	0.31
tblVehicleEF	MHD	0.34	0.51
tblVehicleEF	MHD	5.83	1.25
tblVehicleEF	MHD	149.77	57.73
tblVehicleEF	MHD	1,144.82	1,086.35
tblVehicleEF	MHD	60.68	12.75
tblVehicleEF	MHD	0.56	0.43
tblVehicleEF	MHD	1.12	1.85
tblVehicleEF	MHD	1.9400e-004	1.2250e-003
tblVehicleEF	MHD	5.5730e-003	0.05
tblVehicleEF	MHD	7.9300e-004	1.1900e-004
tblVehicleEF	MHD	1.8500e-004	1.1720e-003
tblVehicleEF	MHD	5.3290e-003	0.05

tblVehicleEF	MHD	7.2900e-004	1.0900e-004
tblVehicleEF	MHD	1.6040e-003	6.8900e-004
tblVehicleEF	MHD	0.05	0.02
tblVehicleEF	MHD	0.02	0.02
tblVehicleEF	MHD	1.0240e-003	4.5600e-004
tblVehicleEF	MHD	0.04	0.09
tblVehicleEF	MHD	0.02	0.09
tblVehicleEF	MHD	0.36	0.06
tblVehicleEF	MHD	1.4400e-003	5.5000e-004
tblVehicleEF	MHD	0.01	0.01
tblVehicleEF	MHD	7.0900e-004	1.2600e-004
tblVehicleEF	MHD	1.6040e-003	6.8900e-004
tblVehicleEF	MHD	0.05	0.02
tblVehicleEF	MHD	0.03	0.03
tblVehicleEF	MHD	1.0240e-003	4.5600e-004
tblVehicleEF	MHD	0.05	0.11
tblVehicleEF	MHD	0.02	0.09
tblVehicleEF	MHD	0.40	0.06
tblVehicleEF	MHD	0.02	5.2900e-003
tblVehicleEF	MHD	4.1930e-003	5.5990e-003
tblVehicleEF	MHD	0.05	0.01
tblVehicleEF	MHD	0.50	0.50
tblVehicleEF	MHD	0.33	0.51
tblVehicleEF	MHD	6.17	1.32
tblVehicleEF	MHD	129.83	55.39
tblVehicleEF	MHD	1,144.82	1,086.34
tblVehicleEF	MHD	60.68	12.88

tblVehicleEF	MHD	0.52	0.42
tblVehicleEF	MHD	1.16	1.92
tblVehicleEF	MHD	2.8000e-004	1.7620e-003
tblVehicleEF	MHD	5.5730e-003	0.05
tblVehicleEF	MHD	7.9300e-004	1.1900e-004
tblVehicleEF	MHD	2.6800e-004	1.6860e-003
tblVehicleEF	MHD	5.3290e-003	0.05
tblVehicleEF	MHD	7.2900e-004	1.0900e-004
tblVehicleEF	MHD	1.1820e-003	4.9800e-004
tblVehicleEF	MHD	0.05	0.02
tblVehicleEF	MHD	0.03	0.03
tblVehicleEF	MHD	7.5300e-004	3.3100e-004
tblVehicleEF	MHD	0.04	0.09
tblVehicleEF	MHD	0.02	0.11
tblVehicleEF	MHD	0.38	0.06
tblVehicleEF	MHD	1.2520e-003	5.2700e-004
tblVehicleEF	MHD	0.01	0.01
tblVehicleEF	MHD	7.1500e-004	1.2700e-004
tblVehicleEF	MHD	1.1820e-003	4.9800e-004
tblVehicleEF	MHD	0.05	0.02
tblVehicleEF	MHD	0.04	0.03
tblVehicleEF	MHD	7.5300e-004	3.3100e-004
tblVehicleEF	MHD	0.05	0.11
tblVehicleEF	MHD	0.02	0.11
tblVehicleEF	MHD	0.42	0.07
tblVehicleEF	OBUS	0.01	9.0600e-003
tblVehicleEF	OBUS	8.4360e-003	9.3580e-003

tblVehicleEF	OBUS	0.03	0.02
tblVehicleEF	OBUS	0.28	0.55
tblVehicleEF	OBUS	0.58	1.01
tblVehicleEF	OBUS	5.60	2.44
tblVehicleEF	OBUS	84.68	84.33
tblVehicleEF	OBUS	1,226.51	1,422.10
tblVehicleEF	OBUS	69.78	20.28
tblVehicleEF	OBUS	0.42	0.52
tblVehicleEF	OBUS	1.44	1.85
tblVehicleEF	OBUS	1.4500e-004	2.0430e-003
tblVehicleEF	OBUS	7.3790e-003	0.04
tblVehicleEF	OBUS	8.3400e-004	1.9500e-004
tblVehicleEF	OBUS	1.3900e-004	1.9550e-003
tblVehicleEF	OBUS	7.0420e-003	0.03
tblVehicleEF	OBUS	7.6700e-004	1.7900e-004
tblVehicleEF	OBUS	1.4250e-003	1.8490e-003
tblVehicleEF	OBUS	0.02	0.02
tblVehicleEF	OBUS	0.04	0.06
tblVehicleEF	OBUS	7.6500e-004	9.7800e-004
tblVehicleEF	OBUS	0.06	0.10
tblVehicleEF	OBUS	0.04	0.23
tblVehicleEF	OBUS	0.35	0.12
tblVehicleEF	OBUS	8.2000e-004	8.0300e-004
tblVehicleEF	OBUS	0.01	0.01
tblVehicleEF	OBUS	7.9600e-004	2.0100e-004
tblVehicleEF	OBUS	1.4250e-003	1.8490e-003
tblVehicleEF	OBUS	0.02	0.02

tblVehicleEF	OBUS	0.05	0.08
tblVehicleEF	OBUS	7.6500e-004	9.7800e-004
tblVehicleEF	OBUS	0.07	0.12
tblVehicleEF	OBUS	0.04	0.23
tblVehicleEF	OBUS	0.39	0.13
tblVehicleEF	OBUS	0.01	9.0790e-003
tblVehicleEF	OBUS	8.5800e-003	9.4940e-003
tblVehicleEF	OBUS	0.03	0.02
tblVehicleEF	OBUS	0.26	0.53
tblVehicleEF	OBUS	0.58	1.02
tblVehicleEF	OBUS	5.31	2.31
tblVehicleEF	OBUS	88.70	84.93
tblVehicleEF	OBUS	1,226.51	1,422.12
tblVehicleEF	OBUS	69.78	20.06
tblVehicleEF	OBUS	0.43	0.52
tblVehicleEF	OBUS	1.35	1.74
tblVehicleEF	OBUS	1.2200e-004	1.7270e-003
tblVehicleEF	OBUS	7.3790e-003	0.04
tblVehicleEF	OBUS	8.3400e-004	1.9500e-004
tblVehicleEF	OBUS	1.1700e-004	1.6520e-003
tblVehicleEF	OBUS	7.0420e-003	0.03
tblVehicleEF	OBUS	7.6700e-004	1.7900e-004
tblVehicleEF	OBUS	1.9610e-003	2.5310e-003
tblVehicleEF	OBUS	0.02	0.02
tblVehicleEF	OBUS	0.04	0.06
tblVehicleEF	OBUS	1.0530e-003	1.3340e-003
tblVehicleEF	OBUS	0.06	0.10

tblVehicleEF	OBUS	0.04	0.22
tblVehicleEF	OBUS	0.34	0.11
tblVehicleEF	OBUS	8.5900e-004	8.0900e-004
tblVehicleEF	OBUS	0.01	0.01
tblVehicleEF	OBUS	7.9100e-004	1.9900e-004
tblVehicleEF	OBUS	1.9610e-003	2.5310e-003
tblVehicleEF	OBUS	0.02	0.02
tblVehicleEF	OBUS	0.05	0.08
tblVehicleEF	OBUS	1.0530e-003	1.3340e-003
tblVehicleEF	OBUS	0.07	0.12
tblVehicleEF	OBUS	0.04	0.22
tblVehicleEF	OBUS	0.37	0.13
tblVehicleEF	OBUS	0.01	9.0540e-003
tblVehicleEF	OBUS	8.3930e-003	9.3190e-003
tblVehicleEF	OBUS	0.03	0.02
tblVehicleEF	OBUS	0.29	0.59
tblVehicleEF	OBUS	0.57	1.00
tblVehicleEF	OBUS	5.64	2.46
tblVehicleEF	OBUS	79.14	83.50
tblVehicleEF	OBUS	1,226.51	1,422.09
tblVehicleEF	OBUS	69.78	20.31
tblVehicleEF	OBUS	0.40	0.52
tblVehicleEF	OBUS	1.41	1.81
tblVehicleEF	OBUS	1.7600e-004	2.4810e-003
tblVehicleEF	OBUS	7.3790e-003	0.04
tblVehicleEF	OBUS	8.3400e-004	1.9500e-004
tblVehicleEF	OBUS	1.6900e-004	2.3730e-003

tblVehicleEF	OBUS	7.0420e-003	0.03
tblVehicleEF	OBUS	7.6700e-004	1.7900e-004
tblVehicleEF	OBUS	1.4580e-003	1.9070e-003
tblVehicleEF	OBUS	0.02	0.02
tblVehicleEF	OBUS	0.04	0.06
tblVehicleEF	OBUS	7.6200e-004	9.8200e-004
tblVehicleEF	OBUS	0.06	0.10
tblVehicleEF	OBUS	0.04	0.24
tblVehicleEF	OBUS	0.36	0.12
tblVehicleEF	OBUS	7.6700e-004	7.9500e-004
tblVehicleEF	OBUS	0.01	0.01
tblVehicleEF	OBUS	7.9700e-004	2.0100e-004
tblVehicleEF	OBUS	1.4580e-003	1.9070e-003
tblVehicleEF	OBUS	0.02	0.02
tblVehicleEF	OBUS	0.05	0.08
tblVehicleEF	OBUS	7.6200e-004	9.8200e-004
tblVehicleEF	OBUS	0.07	0.12
tblVehicleEF	OBUS	0.04	0.24
tblVehicleEF	OBUS	0.39	0.13
tblVehicleEF	SBUS	0.87	0.07
tblVehicleEF	SBUS	0.02	0.01
tblVehicleEF	SBUS	0.09	7.1320e-003
tblVehicleEF	SBUS	8.16	2.80
tblVehicleEF	SBUS	1.19	1.03
tblVehicleEF	SBUS	9.61	1.02
tblVehicleEF	SBUS	1,131.05	356.18
tblVehicleEF	SBUS	1,090.69	1,128.82

tblVehicleEF	SBUS	54.18	5.79
tblVehicleEF	SBUS	9.79	3.82
tblVehicleEF	SBUS	4.65	6.33
tblVehicleEF	SBUS	0.01	6.3360e-003
tblVehicleEF	SBUS	0.01	0.01
tblVehicleEF	SBUS	0.03	0.04
tblVehicleEF	SBUS	9.3500e-004	6.5000e-005
tblVehicleEF	SBUS	0.01	6.0620e-003
tblVehicleEF	SBUS	2.6810e-003	2.6580e-003
tblVehicleEF	SBUS	0.02	0.04
tblVehicleEF	SBUS	8.6000e-004	6.0000e-005
tblVehicleEF	SBUS	3.6480e-003	1.1350e-003
tblVehicleEF	SBUS	0.04	0.01
tblVehicleEF	SBUS	0.98	0.34
tblVehicleEF	SBUS	1.9360e-003	5.7500e-004
tblVehicleEF	SBUS	0.13	0.14
tblVehicleEF	SBUS	0.02	0.07
tblVehicleEF	SBUS	0.51	0.04
tblVehicleEF	SBUS	0.01	3.4000e-003
tblVehicleEF	SBUS	0.01	0.01
tblVehicleEF	SBUS	7.0800e-004	5.7000e-005
tblVehicleEF	SBUS	3.6480e-003	1.1350e-003
tblVehicleEF	SBUS	0.04	0.01
tblVehicleEF	SBUS	1.42	0.48
tblVehicleEF	SBUS	1.9360e-003	5.7500e-004
tblVehicleEF	SBUS	0.16	0.17
tblVehicleEF	SBUS	0.02	0.07

tblVehicleEF	SBUS	0.56	0.05
tblVehicleEF	SBUS	0.87	0.07
tblVehicleEF	SBUS	0.02	0.01
tblVehicleEF	SBUS	0.08	6.4080e-003
tblVehicleEF	SBUS	8.04	2.75
tblVehicleEF	SBUS	1.21	1.05
tblVehicleEF	SBUS	7.94	0.84
tblVehicleEF	SBUS	1,182.37	367.48
tblVehicleEF	SBUS	1,090.69	1,128.85
tblVehicleEF	SBUS	54.18	5.50
tblVehicleEF	SBUS	10.10	3.93
tblVehicleEF	SBUS	4.39	5.98
tblVehicleEF	SBUS	8.9100e-003	5.3460e-003
tblVehicleEF	SBUS	0.01	0.01
tblVehicleEF	SBUS	0.03	0.04
tblVehicleEF	SBUS	9.3500e-004	6.5000e-005
tblVehicleEF	SBUS	8.5240e-003	5.1150e-003
tblVehicleEF	SBUS	2.6810e-003	2.6580e-003
tblVehicleEF	SBUS	0.02	0.04
tblVehicleEF	SBUS	8.6000e-004	6.0000e-005
tblVehicleEF	SBUS	4.9860e-003	1.5480e-003
tblVehicleEF	SBUS	0.04	0.01
tblVehicleEF	SBUS	0.98	0.34
tblVehicleEF	SBUS	2.6570e-003	7.8500e-004
tblVehicleEF	SBUS	0.13	0.14
tblVehicleEF	SBUS	0.01	0.06
tblVehicleEF	SBUS	0.46	0.04

tblVehicleEF	SBUS	0.01	3.5060e-003
tblVehicleEF	SBUS	0.01	0.01
tblVehicleEF	SBUS	6.8100e-004	5.4000e-005
tblVehicleEF	SBUS	4.9860e-003	1.5480e-003
tblVehicleEF	SBUS	0.04	0.01
tblVehicleEF	SBUS	1.42	0.48
tblVehicleEF	SBUS	2.6570e-003	7.8500e-004
tblVehicleEF	SBUS	0.16	0.17
tblVehicleEF	SBUS	0.01	0.06
tblVehicleEF	SBUS	0.50	0.04
tblVehicleEF	SBUS	0.87	0.07
tblVehicleEF	SBUS	0.02	0.01
tblVehicleEF	SBUS	0.09	7.2360e-003
tblVehicleEF	SBUS	8.33	2.86
tblVehicleEF	SBUS	1.18	1.03
tblVehicleEF	SBUS	9.77	1.03
tblVehicleEF	SBUS	1,060.18	340.58
tblVehicleEF	SBUS	1,090.69	1,128.81
tblVehicleEF	SBUS	54.18	5.82
tblVehicleEF	SBUS	9.36	3.67
tblVehicleEF	SBUS	4.57	6.22
tblVehicleEF	SBUS	0.01	7.7020e-003
tblVehicleEF	SBUS	0.01	0.01
tblVehicleEF	SBUS	0.03	0.04
tblVehicleEF	SBUS	9.3500e-004	6.5000e-005
tblVehicleEF	SBUS	0.01	7.3690e-003
tblVehicleEF	SBUS	2.6810e-003	2.6580e-003

tblVehicleEF	SBUS	0.02	0.04
tblVehicleEF	SBUS	8.6000e-004	6.0000e-005
tblVehicleEF	SBUS	3.6990e-003	1.1730e-003
tblVehicleEF	SBUS	0.04	0.01
tblVehicleEF	SBUS	0.99	0.34
tblVehicleEF	SBUS	1.8970e-003	5.6800e-004
tblVehicleEF	SBUS	0.13	0.14
tblVehicleEF	SBUS	0.02	0.09
tblVehicleEF	SBUS	0.51	0.04
tblVehicleEF	SBUS	0.01	3.2520e-003
tblVehicleEF	SBUS	0.01	0.01
tblVehicleEF	SBUS	7.1100e-004	5.8000e-005
tblVehicleEF	SBUS	3.6990e-003	1.1730e-003
tblVehicleEF	SBUS	0.04	0.01
tblVehicleEF	SBUS	1.42	0.48
tblVehicleEF	SBUS	1.8970e-003	5.6800e-004
tblVehicleEF	SBUS	0.16	0.17
tblVehicleEF	SBUS	0.02	0.09
tblVehicleEF	SBUS	0.56	0.05
tblVehicleEF	UBUS	1.93	7.28
tblVehicleEF	UBUS	0.07	0.03
tblVehicleEF	UBUS	8.96	27.90
tblVehicleEF	UBUS	13.19	1.81
tblVehicleEF	UBUS	1,828.32	2,044.63
tblVehicleEF	UBUS	133.38	22.76
tblVehicleEF	UBUS	4.82	4.04
tblVehicleEF	UBUS	0.53	0.08

tblVehicleEF	UBUS	0.01	0.03
tblVehicleEF	UBUS	0.04	5.2920e-003
tblVehicleEF	UBUS	1.1810e-003	4.0000e-005
tblVehicleEF	UBUS	0.23	0.03
tblVehicleEF	UBUS	3.0000e-003	7.5850e-003
tblVehicleEF	UBUS	0.04	5.0590e-003
tblVehicleEF	UBUS	1.0860e-003	3.6000e-005
tblVehicleEF	UBUS	6.1570e-003	2.6630e-003
tblVehicleEF	UBUS	0.10	0.03
tblVehicleEF	UBUS	3.6270e-003	1.8540e-003
tblVehicleEF	UBUS	0.53	0.11
tblVehicleEF	UBUS	0.03	0.21
tblVehicleEF	UBUS	0.96	0.15
tblVehicleEF	UBUS	8.6430e-003	4.3420e-003
tblVehicleEF	UBUS	1.5700e-003	2.2500e-004
tblVehicleEF	UBUS	6.1570e-003	2.6630e-003
tblVehicleEF	UBUS	0.10	0.03
tblVehicleEF	UBUS	3.6270e-003	1.8540e-003
tblVehicleEF	UBUS	2.52	7.44
tblVehicleEF	UBUS	0.03	0.21
tblVehicleEF	UBUS	1.05	0.16
tblVehicleEF	UBUS	1.94	7.28
tblVehicleEF	UBUS	0.07	0.03
tblVehicleEF	UBUS	9.02	27.90
tblVehicleEF	UBUS	11.63	1.61
tblVehicleEF	UBUS	1,828.32	2,044.63
tblVehicleEF	UBUS	133.38	22.40

tblVehicleEF	UBUS	4.53	4.03
tblVehicleEF	UBUS	0.53	0.08
tblVehicleEF	UBUS	0.01	0.03
tblVehicleEF	UBUS	0.04	5.2920e-003
tblVehicleEF	UBUS	1.1810e-003	4.0000e-005
tblVehicleEF	UBUS	0.23	0.03
tblVehicleEF	UBUS	3.0000e-003	7.5850e-003
tblVehicleEF	UBUS	0.04	5.0590e-003
tblVehicleEF	UBUS	1.0860e-003	3.6000e-005
tblVehicleEF	UBUS	8.2530e-003	3.6380e-003
tblVehicleEF	UBUS	0.10	0.03
tblVehicleEF	UBUS	4.8310e-003	2.4730e-003
tblVehicleEF	UBUS	0.53	0.11
tblVehicleEF	UBUS	0.03	0.19
tblVehicleEF	UBUS	0.89	0.14
tblVehicleEF	UBUS	8.6450e-003	4.3420e-003
tblVehicleEF	UBUS	1.5430e-003	2.2200e-004
tblVehicleEF	UBUS	8.2530e-003	3.6380e-003
tblVehicleEF	UBUS	0.10	0.03
tblVehicleEF	UBUS	4.8310e-003	2.4730e-003
tblVehicleEF	UBUS	2.53	7.44
tblVehicleEF	UBUS	0.03	0.19
tblVehicleEF	UBUS	0.98	0.15
tblVehicleEF	UBUS	1.93	7.28
tblVehicleEF	UBUS	0.07	0.03
tblVehicleEF	UBUS	8.95	27.90
tblVehicleEF	UBUS	13.46	1.85

tblVehicleEF	UBUS	1,828.32	2,044.63
tblVehicleEF	UBUS	133.38	22.82
tblVehicleEF	UBUS	4.73	4.04
tblVehicleEF	UBUS	0.53	0.08
tblVehicleEF	UBUS	0.01	0.03
tblVehicleEF	UBUS	0.04	5.2920e-003
tblVehicleEF	UBUS	1.1810e-003	4.0000e-005
tblVehicleEF	UBUS	0.23	0.03
tblVehicleEF	UBUS	3.0000e-003	7.5850e-003
tblVehicleEF	UBUS	0.04	5.0590e-003
tblVehicleEF	UBUS	1.0860e-003	3.6000e-005
tblVehicleEF	UBUS	6.9610e-003	2.5390e-003
tblVehicleEF	UBUS	0.12	0.03
tblVehicleEF	UBUS	3.8300e-003	1.7550e-003
tblVehicleEF	UBUS	0.52	0.11
tblVehicleEF	UBUS	0.04	0.26
tblVehicleEF	UBUS	0.98	0.15
tblVehicleEF	UBUS	8.6430e-003	4.3420e-003
tblVehicleEF	UBUS	1.5750e-003	2.2600e-004
tblVehicleEF	UBUS	6.9610e-003	2.5390e-003
tblVehicleEF	UBUS	0.12	0.03
tblVehicleEF	UBUS	3.8300e-003	1.7550e-003
tblVehicleEF	UBUS	2.52	7.44
tblVehicleEF	UBUS	0.04	0.26
tblVehicleEF	UBUS	1.07	0.16
tblVehicleTrips	CC_TL	8.40	0.00
tblVehicleTrips	CC_TL	8.40	0.00

tblVehicleTrips	CNW_TL	6.90	0.00
tblVehicleTrips	CNW_TL	6.90	0.00
tblVehicleTrips	CW_TL	16.60	0.00
tblVehicleTrips	CW_TL	16.60	0.00

2.0 Emissions Summary

2.1 Overall Construction

Unmitigated Construction

	ROG	NOx	CO	SO2	Fugitive PM10	Exhaust PM10	PM10 Total	Fugitive PM2.5	Exhaust PM2.5	PM2.5 Total	Bio- CO2	NBio- CO2	Total CO2	CH4	N2O	CO2e
Year	tons/yr										MT/yr					
2021	0.3422	2.6604	1.8946	4.5100e-003	0.3743	0.1075	0.4818	0.1302	0.0993	0.2295	0.0000	411.1062	411.1062	0.0993	0.0000	413.5893
Maximum	**0.3422**	**2.6604**	**1.8946**	**4.5100e-003**	**0.3743**	**0.1075**	**0.4818**	**0.1302**	**0.0993**	**0.2295**	**0.0000**	**411.1062**	**411.1062**	**0.0993**	**0.0000**	**413.5893**

Mitigated Construction

	ROG	NOx	CO	SO2	Fugitive PM10	Exhaust PM10	PM10 Total	Fugitive PM2.5	Exhaust PM2.5	PM2.5 Total	Bio- CO2	NBio- CO2	Total CO2	CH4	N2O	CO2e
Year	tons/yr										MT/yr					
2021	0.3422	2.6604	1.8946	4.5100e-003	0.1777	0.1075	0.2852	0.0593	0.0993	0.1586	0.0000	411.1059	411.1059	0.0993	0.0000	413.5890
Maximum	**0.3422**	**2.6604**	**1.8946**	**4.5100e-003**	**0.1777**	**0.1075**	**0.2852**	**0.0593**	**0.0993**	**0.1586**	**0.0000**	**411.1059**	**411.1059**	**0.0993**	**0.0000**	**413.5890**

	ROG	**NOx**	**CO**	**SO2**	**Fugitive PM10**	**Exhaust PM10**	**PM10 Total**	**Fugitive PM2.5**	**Exhaust PM2.5**	**PM2.5 Total**	**Bio- CO2**	**NBio-CO2**	**Total CO2**	**CH4**	**N20**	**CO2e**
Percent Reduction	**0.00**	**0.00**	**0.00**	**0.00**	**52.53**	**0.00**	**40.80**	**54.43**	**0.00**	**30.88**	**0.00**	**0.00**	**0.00**	**0.00**	**0.00**	**0.00**

Quarter	Start Date	End Date	Maximum Unmitigated ROG + NOX (tons/quarter)	Maximum Mitigated ROG + NOX (tons/quarter)
1	**1-4-2021**	**4-3-2021**	1.9914	1.9914
2	**4-4-2021**	**7-3-2021**	0.4740	0.4740
3	**7-4-2021**	**9-30-2021**	0.4996	0.4996
		Highest	1.9914	1.9914

2.2 Overall Operational

Unmitigated Operational

	ROG	NOx	CO	SO2	Fugitive PM10	Exhaust PM10	PM10 Total	Fugitive PM2.5	Exhaust PM2.5	PM2.5 Total	Bio- CO2	NBio- CO2	Total CO2	CH4	N2O	CO2e
Category	tons/yr										MT/yr					
Area	0.0521	1.3000e-004	0.0143	0.0000		5.0000e-005	5.0000e-005		5.0000e-005	5.0000e-005	0.0000	0.0277	0.0277	7.0000e-005	0.0000	0.0295
Energy	0.0000	0.0000	0.0000	0.0000		0.0000	0.0000		0.0000	0.0000	0.0000	0.0000	0.0000	0.0000	0.0000	0.0000
Mobile	0.0000	0.0000	0.0000	0.0000	0.0000	0.0000	0.0000	0.0000	0.0000	0.0000	0.0000	0.0000	0.0000	0.0000	0.0000	0.0000
Waste						0.0000	0.0000		0.0000	0.0000	0.0000	0.0000	0.0000	0.0000	0.0000	0.0000
Water						0.0000	0.0000		0.0000	0.0000	0.0000	0.0000	0.0000	0.0000	0.0000	0.0000
Total	**0.0521**	**1.3000e-004**	**0.0143**	**0.0000**	**0.0000**	**5.0000e-005**	**5.0000e-005**	**0.0000**	**5.0000e-005**	**5.0000e-005**	**0.0000**	**0.0277**	**0.0277**	**7.0000e-005**	**0.0000**	**0.0295**

2.2 Overall Operational

Mitigated Operational

	ROG	NOx	CO	SO2	Fugitive PM10	Exhaust PM10	PM10 Total	Fugitive PM2.5	Exhaust PM2.5	PM2.5 Total	Bio- CO2	NBio- CO2	Total CO2	CH4	N2O	CO2e
Category	tons/yr										MT/yr					
Area	0.0521	1.3000e-004	0.0143	0.0000		5.0000e-005	5.0000e-005		5.0000e-005	5.0000e-005	0.0000	0.0277	0.0277	7.0000e-005	0.0000	0.0295
Energy	0.0000	0.0000	0.0000	0.0000		0.0000	0.0000		0.0000	0.0000	0.0000	0.0000	0.0000	0.0000	0.0000	0.0000
Mobile	0.0000	0.0000	0.0000	0.0000	0.0000	0.0000	0.0000	0.0000	0.0000	0.0000	0.0000	0.0000	0.0000	0.0000	0.0000	0.0000
Waste						0.0000	0.0000		0.0000	0.0000	0.0000	0.0000	0.0000	0.0000	0.0000	0.0000
Water						0.0000	0.0000		0.0000	0.0000	0.0000	0.0000	0.0000	0.0000	0.0000	0.0000
Total	**0.0521**	**1.3000e-004**	**0.0143**	**0.0000**	**0.0000**	**5.0000e-005**	**5.0000e-005**	**0.0000**	**5.0000e-005**	**5.0000e-005**	**0.0000**	**0.0277**	**0.0277**	**7.0000e-005**	**0.0000**	**0.0295**

	ROG	NOx	CO	SO2	Fugitive PM10	Exhaust PM10	PM10 Total	Fugitive PM2.5	Exhaust PM2.5	PM2.5 Total	Bio- CO2	NBio-CO2	Total CO2	CH4	N20	CO2e
Percent Reduction	**0.00**	**0.00**	**0.00**	**0.00**	**0.00**	**0.00**	**0.00**	**0.00**	**0.00**	**0.00**	**0.00**	**0.00**	**0.00**	**0.00**	**0.00**	**0.00**

3.0 Construction Detail

Construction Phase

Katella Avenue - Amazon Option (Construciton - Unmitigated) - Orange County, Annual

Phase Number	Phase Name	Phase Type	Start Date	End Date	Num Days Week	Num Days	Phase Description
1	Demolition	Demolition	1/4/2021	1/29/2021	5	20	
2	Site Preparation	Site Preparation	1/30/2021	2/12/2021	5	10	
3	Grading	Grading	2/13/2021	3/26/2021	5	30	
4	Paving	Paving	3/27/2021	9/10/2021	5	120	
5	Architectural Coating	Architectural Coating	7/18/2021	9/10/2021	5	40	

Acres of Grading (Site Preparation Phase): 50

Acres of Grading (Grading Phase): 150

Acres of Paving: 14.84

Residential Indoor: 0; Residential Outdoor: 0; Non-Residential Indoor: 0; Non-Residential Outdoor: 0; Striped Parking Area: 38,798 (Architectural Coating – sqft)

OffRoad Equipment

Katella Avenue - Amazon Option (Construciton - Unmitigated) - Orange County, Annual

Phase Name	Offroad Equipment Type	Amount	Usage Hours	Horse Power	Load Factor
Demolition	Concrete/Industrial Saws	1	8.00	81	0.73
Demolition	Excavators	3	8.00	158	0.38
Demolition	Rubber Tired Dozers	2	8.00	247	0.40
Site Preparation	Crawler Tractors	4	8.00	212	0.43
Site Preparation	Rubber Tired Dozers	3	8.00	247	0.40
Site Preparation	Tractors/Loaders/Backhoes	0	8.00	97	0.37
Grading	Crawler Tractors	2	8.00	212	0.43
Grading	Excavators	2	8.00	158	0.38
Grading	Graders	1	8.00	187	0.41
Grading	Rubber Tired Dozers	1	8.00	247	0.40
Grading	Scrapers	2	8.00	367	0.48
Grading	Tractors/Loaders/Backhoes	0	8.00	97	0.37
Architectural Coating	Air Compressors	1	8.00	78	0.48
Paving	Pavers	2	8.00	130	0.42
Paving	Paving Equipment	2	8.00	132	0.36
Paving	Rollers	2	8.00	80	0.38

Trips and VMT

Phase Name	Offroad Equipment Count	Worker Trip Number	Vendor Trip Number	Hauling Trip Number	Worker Trip Length	Vendor Trip Length	Hauling Trip Length	Worker Vehicle Class	Vendor Vehicle Class	Hauling Vehicle Class
Demolition	6	15.00	0.00	318.00	14.70	6.90	20.00	LD_Mix	HDT_Mix	HHDT
Site Preparation	7	18.00	0.00	0.00	14.70	6.90	20.00	LD_Mix	HDT_Mix	HHDT
Grading	8	20.00	0.00	2,519.00	14.70	6.90	20.00	LD_Mix	HDT_Mix	HHDT
Architectural Coating	1	54.00	0.00	0.00	14.70	6.90	20.00	LD_Mix	HDT_Mix	HHDT
Paving	6	15.00	0.00	0.00	14.70	6.90	20.00	LD_Mix	HDT_Mix	HHDT

3.1 Mitigation Measures Construction

Water Exposed Area

3.2 Demolition - 2021

Unmitigated Construction On-Site

	ROG	NOx	CO	SO2	Fugitive PM10	Exhaust PM10	PM10 Total	Fugitive PM2.5	Exhaust PM2.5	PM2.5 Total	Bio- CO2	NBio- CO2	Total CO2	CH4	N2O	CO2e
Category	tons/yr										MT/yr					
Fugitive Dust					0.0345	0.0000	0.0345	5.2200e-003	0.0000	5.2200e-003	0.0000	0.0000	0.0000	0.0000	0.0000	0.0000
Off-Road	0.0317	0.3144	0.2157	3.9000e-004		0.0155	0.0155		0.0144	0.0144	0.0000	34.0008	34.0008	9.5700e-003	0.0000	34.2400
Total	**0.0317**	**0.3144**	**0.2157**	**3.9000e-004**	**0.0345**	**0.0155**	**0.0500**	**5.2200e-003**	**0.0144**	**0.0196**	**0.0000**	**34.0008**	**34.0008**	**9.5700e-003**	**0.0000**	**34.2400**

3.2 Demolition - 2021

Unmitigated Construction Off-Site

	ROG	NOx	CO	SO2	Fugitive PM10	Exhaust PM10	PM10 Total	Fugitive PM2.5	Exhaust PM2.5	PM2.5 Total	Bio- CO2	NBio- CO2	Total CO2	CH4	N2O	CO2e
Category	tons/yr										MT/yr					
Hauling	1.1600e-003	0.0417	0.0114	1.2000e-004	2.7300e-003	1.3000e-004	2.8500e-003	7.5000e-004	1.2000e-004	8.7000e-004	0.0000	12.0768	12.0768	1.2700e-003	0.0000	12.1086
Vendor	0.0000	0.0000	0.0000	0.0000	0.0000	0.0000	0.0000	0.0000	0.0000	0.0000	0.0000	0.0000	0.0000	0.0000	0.0000	0.0000
Worker	5.5000e-004	3.7000e-004	4.3100e-003	2.0000e-005	1.6500e-003	1.0000e-005	1.6600e-003	4.4000e-004	1.0000e-005	4.5000e-004	0.0000	1.3758	1.3758	3.0000e-005	0.0000	1.3765
Total	**1.7100e-003**	**0.0421**	**0.0157**	**1.4000e-004**	**4.3800e-003**	**1.4000e-004**	**4.5100e-003**	**1.1900e-003**	**1.3000e-004**	**1.3200e-003**	**0.0000**	**13.4526**	**13.4526**	**1.3000e-003**	**0.0000**	**13.4851**

Mitigated Construction On-Site

	ROG	NOx	CO	SO2	Fugitive PM10	Exhaust PM10	PM10 Total	Fugitive PM2.5	Exhaust PM2.5	PM2.5 Total	Bio- CO2	NBio- CO2	Total CO2	CH4	N2O	CO2e
Category	tons/yr										MT/yr					
Fugitive Dust					0.0134	0.0000	0.0134	2.0300e-003	0.0000	2.0300e-003	0.0000	0.0000	0.0000	0.0000	0.0000	0.0000
Off-Road	0.0317	0.3144	0.2157	3.9000e-004		0.0155	0.0155		0.0144	0.0144	0.0000	34.0007	34.0007	9.5700e-003	0.0000	34.2400
Total	**0.0317**	**0.3144**	**0.2157**	**3.9000e-004**	**0.0134**	**0.0155**	**0.0290**	**2.0300e-003**	**0.0144**	**0.0164**	**0.0000**	**34.0007**	**34.0007**	**9.5700e-003**	**0.0000**	**34.2400**

3.2 Demolition - 2021

Mitigated Construction Off-Site

	ROG	NOx	CO	SO2	Fugitive PM10	Exhaust PM10	PM10 Total	Fugitive PM2.5	Exhaust PM2.5	PM2.5 Total	Bio- CO2	NBio- CO2	Total CO2	CH4	N2O	CO2e
Category	tons/yr										MT/yr					
Hauling	1.1600e-003	0.0417	0.0114	1.2000e-004	2.7300e-003	1.3000e-004	2.8500e-003	7.5000e-004	1.2000e-004	8.7000e-004	0.0000	12.0768	12.0768	1.2700e-003	0.0000	12.1086
Vendor	0.0000	0.0000	0.0000	0.0000	0.0000	0.0000	0.0000	0.0000	0.0000	0.0000	0.0000	0.0000	0.0000	0.0000	0.0000	0.0000
Worker	5.5000e-004	3.7000e-004	4.3100e-003	2.0000e-005	1.6500e-003	1.0000e-005	1.6600e-003	4.4000e-004	1.0000e-005	4.5000e-004	0.0000	1.3758	1.3758	3.0000e-005	0.0000	1.3765
Total	**1.7100e-003**	**0.0421**	**0.0157**	**1.4000e-004**	**4.3800e-003**	**1.4000e-004**	**4.5100e-003**	**1.1900e-003**	**1.3000e-004**	**1.3200e-003**	**0.0000**	**13.4526**	**13.4526**	**1.3000e-003**	**0.0000**	**13.4851**

3.3 Site Preparation - 2021

Unmitigated Construction On-Site

	ROG	NOx	CO	SO2	Fugitive PM10	Exhaust PM10	PM10 Total	Fugitive PM2.5	Exhaust PM2.5	PM2.5 Total	Bio- CO2	NBio- CO2	Total CO2	CH4	N2O	CO2e
Category	tons/yr										MT/yr					
Fugitive Dust					0.1168	0.0000	0.1168	0.0525	0.0000	0.0525	0.0000	0.0000	0.0000	0.0000	0.0000	0.0000
Off-Road	0.0267	0.3039	0.1093	2.8000e-004		0.0132	0.0132		0.0122	0.0122	0.0000	25.0542	25.0542	8.1000e-003	0.0000	25.2568
Total	**0.0267**	**0.3039**	**0.1093**	**2.8000e-004**	**0.1168**	**0.0132**	**0.1301**	**0.0525**	**0.0122**	**0.0647**	**0.0000**	**25.0542**	**25.0542**	**8.1000e-003**	**0.0000**	**25.2568**

3.3 Site Preparation - 2021

Unmitigated Construction Off-Site

	ROG	NOx	CO	SO2	Fugitive PM10	Exhaust PM10	PM10 Total	Fugitive PM2.5	Exhaust PM2.5	PM2.5 Total	Bio- CO2	NBio- CO2	Total CO2	CH4	N2O	CO2e
Category	tons/yr										MT/yr					
Hauling	0.0000	0.0000	0.0000	0.0000	0.0000	0.0000	0.0000	0.0000	0.0000	0.0000	0.0000	0.0000	0.0000	0.0000	0.0000	0.0000
Vendor	0.0000	0.0000	0.0000	0.0000	0.0000	0.0000	0.0000	0.0000	0.0000	0.0000	0.0000	0.0000	0.0000	0.0000	0.0000	0.0000
Worker	3.3000e-004	2.2000e-004	2.5900e-003	1.0000e-005	9.9000e-004	1.0000e-005	9.9000e-004	2.6000e-004	1.0000e-005	2.7000e-004	0.0000	0.8255	0.8255	2.0000e-005	0.0000	0.8259
Total	**3.3000e-004**	**2.2000e-004**	**2.5900e-003**	**1.0000e-005**	**9.9000e-004**	**1.0000e-005**	**9.9000e-004**	**2.6000e-004**	**1.0000e-005**	**2.7000e-004**	**0.0000**	**0.8255**	**0.8255**	**2.0000e-005**	**0.0000**	**0.8259**

Mitigated Construction On-Site

	ROG	NOx	CO	SO2	Fugitive PM10	Exhaust PM10	PM10 Total	Fugitive PM2.5	Exhaust PM2.5	PM2.5 Total	Bio- CO2	NBio- CO2	Total CO2	CH4	N2O	CO2e
Category	tons/yr										MT/yr					
Fugitive Dust					0.0456	0.0000	0.0456	0.0205	0.0000	0.0205	0.0000	0.0000	0.0000	0.0000	0.0000	0.0000
Off-Road	0.0267	0.3039	0.1093	2.8000e-004		0.0132	0.0132		0.0122	0.0122	0.0000	25.0542	25.0542	8.1000e-003	0.0000	25.2567
Total	**0.0267**	**0.3039**	**0.1093**	**2.8000e-004**	**0.0456**	**0.0132**	**0.0588**	**0.0205**	**0.0122**	**0.0327**	**0.0000**	**25.0542**	**25.0542**	**8.1000e-003**	**0.0000**	**25.2567**

3.3 Site Preparation - 2021

Mitigated Construction Off-Site

	ROG	NOx	CO	SO2	Fugitive PM10	Exhaust PM10	PM10 Total	Fugitive PM2.5	Exhaust PM2.5	PM2.5 Total	Bio- CO2	NBio- CO2	Total CO2	CH4	N2O	CO2e
Category	tons/yr										MT/yr					
Hauling	0.0000	0.0000	0.0000	0.0000	0.0000	0.0000	0.0000	0.0000	0.0000	0.0000	0.0000	0.0000	0.0000	0.0000	0.0000	0.0000
Vendor	0.0000	0.0000	0.0000	0.0000	0.0000	0.0000	0.0000	0.0000	0.0000	0.0000	0.0000	0.0000	0.0000	0.0000	0.0000	0.0000
Worker	3.3000e-004	2.2000e-004	2.5900e-003	1.0000e-005	9.9000e-004	1.0000e-005	9.9000e-004	2.6000e-004	1.0000e-005	2.7000e-004	0.0000	0.8255	0.8255	2.0000e-005	0.0000	0.8259
Total	**3.3000e-004**	**2.2000e-004**	**2.5900e-003**	**1.0000e-005**	**9.9000e-004**	**1.0000e-005**	**9.9000e-004**	**2.6000e-004**	**1.0000e-005**	**2.7000e-004**	**0.0000**	**0.8255**	**0.8255**	**2.0000e-005**	**0.0000**	**0.8259**

3.4 Grading - 2021

Unmitigated Construction On-Site

	ROG	NOx	CO	SO2	Fugitive PM10	Exhaust PM10	PM10 Total	Fugitive PM2.5	Exhaust PM2.5	PM2.5 Total	Bio- CO2	NBio- CO2	Total CO2	CH4	N2O	CO2e
Category	tons/yr										MT/yr					
Fugitive Dust					0.1710	0.0000	0.1710	0.0584	0.0000	0.0584	0.0000	0.0000	0.0000	0.0000	0.0000	0.0000
Off-Road	0.0738	0.8482	0.4684	1.0700e-003		0.0343	0.0343		0.0316	0.0316	0.0000	94.2470	94.2470	0.0305	0.0000	95.0090
Total	**0.0738**	**0.8482**	**0.4684**	**1.0700e-003**	**0.1710**	**0.0343**	**0.2053**	**0.0584**	**0.0316**	**0.0900**	**0.0000**	**94.2470**	**94.2470**	**0.0305**	**0.0000**	**95.0090**

3.4 Grading - 2021

Unmitigated Construction Off-Site

	ROG	NOx	CO	SO2	Fugitive PM10	Exhaust PM10	PM10 Total	Fugitive PM2.5	Exhaust PM2.5	PM2.5 Total	Bio- CO2	NBio- CO2	Total CO2	CH4	N2O	CO2e
Category	tons/yr										MT/yr					
Hauling	9.1700e-003	0.3302	0.0899	9.4000e-004	0.0216	1.0100e-003	0.0226	5.9200e-003	9.7000e-004	6.8900e-003	0.0000	95.6647	95.6647	0.0101	0.0000	95.9167
Vendor	0.0000	0.0000	0.0000	0.0000	0.0000	0.0000	0.0000	0.0000	0.0000	0.0000	0.0000	0.0000	0.0000	0.0000	0.0000	0.0000
Worker	1.1000e-003	7.4000e-004	8.6200e-003	3.0000e-005	3.2900e-003	2.0000e-005	3.3200e-003	8.7000e-004	2.0000e-005	8.9000e-004	0.0000	2.7516	2.7516	6.0000e-005	0.0000	2.7530
Total	**0.0103**	**0.3309**	**0.0985**	**9.7000e-004**	**0.0249**	**1.0300e-003**	**0.0259**	**6.7900e-003**	**9.9000e-004**	**7.7800e-003**	**0.0000**	**98.4163**	**98.4163**	**0.0101**	**0.0000**	**98.6697**

Mitigated Construction On-Site

	ROG	NOx	CO	SO2	Fugitive PM10	Exhaust PM10	PM10 Total	Fugitive PM2.5	Exhaust PM2.5	PM2.5 Total	Bio- CO2	NBio- CO2	Total CO2	CH4	N2O	CO2e
Category	tons/yr										MT/yr					
Fugitive Dust					0.0667	0.0000	0.0667	0.0228	0.0000	0.0228	0.0000	0.0000	0.0000	0.0000	0.0000	0.0000
Off-Road	0.0738	0.8482	0.4684	1.0700e-003		0.0343	0.0343		0.0316	0.0316	0.0000	94.2469	94.2469	0.0305	0.0000	95.0089
Total	**0.0738**	**0.8482**	**0.4684**	**1.0700e-003**	**0.0667**	**0.0343**	**0.1010**	**0.0228**	**0.0316**	**0.0543**	**0.0000**	**94.2469**	**94.2469**	**0.0305**	**0.0000**	**95.0089**

3.4 Grading - 2021

Mitigated Construction Off-Site

	ROG	NOx	CO	SO2	Fugitive PM10	Exhaust PM10	PM10 Total	Fugitive PM2.5	Exhaust PM2.5	PM2.5 Total	Bio- CO2	NBio- CO2	Total CO2	CH4	N2O	CO2e
Category	tons/yr										MT/yr					
Hauling	9.1700e-003	0.3302	0.0899	9.4000e-004	0.0216	1.0100e-003	0.0226	5.9200e-003	9.7000e-004	6.8900e-003	0.0000	95.6647	95.6647	0.0101	0.0000	95.9167
Vendor	0.0000	0.0000	0.0000	0.0000	0.0000	0.0000	0.0000	0.0000	0.0000	0.0000	0.0000	0.0000	0.0000	0.0000	0.0000	0.0000
Worker	1.1000e-003	7.4000e-004	8.6200e-003	3.0000e-005	3.2900e-003	2.0000e-005	3.3200e-003	8.7000e-004	2.0000e-005	8.9000e-004	0.0000	2.7516	2.7516	6.0000e-005	0.0000	2.7530
Total	**0.0103**	**0.3309**	**0.0985**	**9.7000e-004**	**0.0249**	**1.0300e-003**	**0.0259**	**6.7900e-003**	**9.9000e-004**	**7.7800e-003**	**0.0000**	**98.4163**	**98.4163**	**0.0101**	**0.0000**	**98.6697**

3.5 Paving - 2021

Unmitigated Construction On-Site

	ROG	NOx	CO	SO2	Fugitive PM10	Exhaust PM10	PM10 Total	Fugitive PM2.5	Exhaust PM2.5	PM2.5 Total	Bio- CO2	NBio- CO2	Total CO2	CH4	N2O	CO2e
Category	tons/yr										MT/yr					
Off-Road	0.0753	0.7752	0.8792	1.3700e-003		0.0407	0.0407		0.0374	0.0374	0.0000	120.1409	120.1409	0.0389	0.0000	121.1123
Paving	0.0194					0.0000	0.0000		0.0000	0.0000	0.0000	0.0000	0.0000	0.0000	0.0000	0.0000
Total	**0.0948**	**0.7752**	**0.8792**	**1.3700e-003**		**0.0407**	**0.0407**		**0.0374**	**0.0374**	**0.0000**	**120.1409**	**120.1409**	**0.0389**	**0.0000**	**121.1123**

3.5 Paving - 2021

Unmitigated Construction Off-Site

	ROG	NOx	CO	SO2	Fugitive PM10	Exhaust PM10	PM10 Total	Fugitive PM2.5	Exhaust PM2.5	PM2.5 Total	Bio- CO2	NBio- CO2	Total CO2	CH4	N2O	CO2e
Category	tons/yr										MT/yr					
Hauling	0.0000	0.0000	0.0000	0.0000	0.0000	0.0000	0.0000	0.0000	0.0000	0.0000	0.0000	0.0000	0.0000	0.0000	0.0000	0.0000
Vendor	0.0000	0.0000	0.0000	0.0000	0.0000	0.0000	0.0000	0.0000	0.0000	0.0000	0.0000	0.0000	0.0000	0.0000	0.0000	0.0000
Worker	3.3000e-003	2.2200e-003	0.0259	9.0000e-005	9.8800e-003	7.0000e-005	9.9500e-003	2.6200e-003	6.0000e-005	2.6800e-003	0.0000	8.2547	8.2547	1.8000e-004	0.0000	8.2591
Total	**3.3000e-003**	**2.2200e-003**	**0.0259**	**9.0000e-005**	**9.8800e-003**	**7.0000e-005**	**9.9500e-003**	**2.6200e-003**	**6.0000e-005**	**2.6800e-003**	**0.0000**	**8.2547**	**8.2547**	**1.8000e-004**	**0.0000**	**8.2591**

Mitigated Construction On-Site

	ROG	NOx	CO	SO2	Fugitive PM10	Exhaust PM10	PM10 Total	Fugitive PM2.5	Exhaust PM2.5	PM2.5 Total	Bio- CO2	NBio- CO2	Total CO2	CH4	N2O	CO2e
Category	tons/yr										MT/yr					
Off-Road	0.0753	0.7751	0.8792	1.3700e-003		0.0407	0.0407		0.0374	0.0374	0.0000	120.1407	120.1407	0.0389	0.0000	121.1121
Paving	0.0194					0.0000	0.0000		0.0000	0.0000	0.0000	0.0000	0.0000	0.0000	0.0000	0.0000
Total	**0.0948**	**0.7751**	**0.8792**	**1.3700e-003**		**0.0407**	**0.0407**		**0.0374**	**0.0374**	**0.0000**	**120.1407**	**120.1407**	**0.0389**	**0.0000**	**121.1121**

3.5 Paving - 2021

Mitigated Construction Off-Site

	ROG	NOx	CO	SO2	Fugitive PM10	Exhaust PM10	PM10 Total	Fugitive PM2.5	Exhaust PM2.5	PM2.5 Total	Bio- CO2	NBio- CO2	Total CO2	CH4	N2O	CO2e
Category	tons/yr										MT/yr					
Hauling	0.0000	0.0000	0.0000	0.0000	0.0000	0.0000	0.0000	0.0000	0.0000	0.0000	0.0000	0.0000	0.0000	0.0000	0.0000	0.0000
Vendor	0.0000	0.0000	0.0000	0.0000	0.0000	0.0000	0.0000	0.0000	0.0000	0.0000	0.0000	0.0000	0.0000	0.0000	0.0000	0.0000
Worker	3.3000e-003	2.2200e-003	0.0259	9.0000e-005	9.8800e-003	7.0000e-005	9.9500e-003	2.6200e-003	6.0000e-005	2.6800e-003	0.0000	8.2547	8.2547	1.8000e-004	0.0000	8.2591
Total	**3.3000e-003**	**2.2200e-003**	**0.0259**	**9.0000e-005**	**9.8800e-003**	**7.0000e-005**	**9.9500e-003**	**2.6200e-003**	**6.0000e-005**	**2.6800e-003**	**0.0000**	**8.2547**	**8.2547**	**1.8000e-004**	**0.0000**	**8.2591**

3.6 Architectural Coating - 2021

Unmitigated Construction On-Site

	ROG	NOx	CO	SO2	Fugitive PM10	Exhaust PM10	PM10 Total	Fugitive PM2.5	Exhaust PM2.5	PM2.5 Total	Bio- CO2	NBio- CO2	Total CO2	CH4	N2O	CO2e
Category	tons/yr										MT/yr					
Archit. Coating	0.0899					0.0000	0.0000		0.0000	0.0000	0.0000	0.0000	0.0000	0.0000	0.0000	0.0000
Off-Road	5.8400e-003	0.0407	0.0485	8.0000e-005		2.5100e-003	2.5100e-003		2.5100e-003	2.5100e-003	0.0000	6.8087	6.8087	4.7000e-004	0.0000	6.8204
Total	**0.0958**	**0.0407**	**0.0485**	**8.0000e-005**		**2.5100e-003**	**2.5100e-003**		**2.5100e-003**	**2.5100e-003**	**0.0000**	**6.8087**	**6.8087**	**4.7000e-004**	**0.0000**	**6.8204**

3.6 Architectural Coating - 2021

Unmitigated Construction Off-Site

	ROG	NOx	CO	SO2	Fugitive PM10	Exhaust PM10	PM10 Total	Fugitive PM2.5	Exhaust PM2.5	PM2.5 Total	Bio- CO2	NBio- CO2	Total CO2	CH4	N2O	CO2e
Category	tons/yr										MT/yr					
Hauling	0.0000	0.0000	0.0000	0.0000	0.0000	0.0000	0.0000	0.0000	0.0000	0.0000	0.0000	0.0000	0.0000	0.0000	0.0000	0.0000
Vendor	0.0000	0.0000	0.0000	0.0000	0.0000	0.0000	0.0000	0.0000	0.0000	0.0000	0.0000	0.0000	0.0000	0.0000	0.0000	0.0000
Worker	3.9600e-003	2.6600e-003	0.0310	1.1000e-004	0.0119	8.0000e-005	0.0119	3.1500e-003	7.0000e-005	3.2200e-003	0.0000	9.9057	9.9057	2.1000e-004	0.0000	9.9110
Total	**3.9600e-003**	**2.6600e-003**	**0.0310**	**1.1000e-004**	**0.0119**	**8.0000e-005**	**0.0119**	**3.1500e-003**	**7.0000e-005**	**3.2200e-003**	**0.0000**	**9.9057**	**9.9057**	**2.1000e-004**	**0.0000**	**9.9110**

Mitigated Construction On-Site

	ROG	NOx	CO	SO2	Fugitive PM10	Exhaust PM10	PM10 Total	Fugitive PM2.5	Exhaust PM2.5	PM2.5 Total	Bio- CO2	NBio- CO2	Total CO2	CH4	N2O	CO2e
Category	tons/yr										MT/yr					
Archit. Coating	0.0899					0.0000	0.0000		0.0000	0.0000	0.0000	0.0000	0.0000	0.0000	0.0000	0.0000
Off-Road	5.8400e-003	0.0407	0.0485	8.0000e-005		2.5100e-003	2.5100e-003		2.5100e-003	2.5100e-003	0.0000	6.8087	6.8087	4.7000e-004	0.0000	6.8204
Total	**0.0958**	**0.0407**	**0.0485**	**8.0000e-005**		**2.5100e-003**	**2.5100e-003**		**2.5100e-003**	**2.5100e-003**	**0.0000**	**6.8087**	**6.8087**	**4.7000e-004**	**0.0000**	**6.8204**

3.6 Architectural Coating - 2021

Mitigated Construction Off-Site

	ROG	NOx	CO	SO2	Fugitive PM10	Exhaust PM10	PM10 Total	Fugitive PM2.5	Exhaust PM2.5	PM2.5 Total	Bio- CO2	NBio- CO2	Total CO2	CH4	N2O	CO2e
Category	tons/yr										MT/yr					
Hauling	0.0000	0.0000	0.0000	0.0000	0.0000	0.0000	0.0000	0.0000	0.0000	0.0000	0.0000	0.0000	0.0000	0.0000	0.0000	0.0000
Vendor	0.0000	0.0000	0.0000	0.0000	0.0000	0.0000	0.0000	0.0000	0.0000	0.0000	0.0000	0.0000	0.0000	0.0000	0.0000	0.0000
Worker	3.9600e-003	2.6600e-003	0.0310	1.1000e-004	0.0119	8.0000e-005	0.0119	3.1500e-003	7.0000e-005	3.2200e-003	0.0000	9.9057	9.9057	2.1000e-004	0.0000	9.9110
Total	**3.9600e-003**	**2.6600e-003**	**0.0310**	**1.1000e-004**	**0.0119**	**8.0000e-005**	**0.0119**	**3.1500e-003**	**7.0000e-005**	**3.2200e-003**	**0.0000**	**9.9057**	**9.9057**	**2.1000e-004**	**0.0000**	**9.9110**

4.0 Operational Detail - Mobile

4.1 Mitigation Measures Mobile

	ROG	NOx	CO	SO2	Fugitive PM10	Exhaust PM10	PM10 Total	Fugitive PM2.5	Exhaust PM2.5	PM2.5 Total	Bio- CO2	NBio- CO2	Total CO2	CH4	N2O	CO2e
Category	tons/yr										MT/yr					
Mitigated	0.0000	0.0000	0.0000	0.0000	0.0000	0.0000	0.0000	0.0000	0.0000	0.0000	0.0000	0.0000	0.0000	0.0000	0.0000	0.0000
Unmitigated	0.0000	0.0000	0.0000	0.0000	0.0000	0.0000	0.0000	0.0000	0.0000	0.0000	0.0000	0.0000	0.0000	0.0000	0.0000	0.0000

4.2 Trip Summary Information

	Average Daily Trip Rate			Unmitigated	Mitigated
Land Use	Weekday	Saturday	Sunday	Annual VMT	Annual VMT
Other Asphalt Surfaces	0.00	0.00	0.00		
Parking Lot	0.00	0.00	0.00		
Total	0.00	0.00	0.00		

4.3 Trip Type Information

	Miles			Trip %			Trip Purpose %		
Land Use	H-W or C-W	H-S or C-C	H-O or C-NW	H-W or C-W	H-S or C-C	H-O or C-NW	Primary	Diverted	Pass-by
Other Asphalt Surfaces	0.00	0.00	0.00	0.00	0.00	0.00	0	0	0
Parking Lot	0.00	0.00	0.00	0.00	0.00	0.00	0	0	0

4.4 Fleet Mix

Land Use	LDA	LDT1	LDT2	MDV	LHD1	LHD2	MHD	HHD	OBUS	UBUS	MCY	SBUS	MH
Other Asphalt Surfaces	0.558976	0.043534	0.209821	0.113949	0.016111	0.005791	0.025447	0.016654	0.001713	0.001553	0.004896	0.000590	0.000966
Parking Lot	0.558976	0.043534	0.209821	0.113949	0.016111	0.005791	0.025447	0.016654	0.001713	0.001553	0.004896	0.000590	0.000966

5.0 Energy Detail

Historical Energy Use: N

5.1 Mitigation Measures Energy

	ROG	NOx	CO	SO2	Fugitive PM10	Exhaust PM10	PM10 Total	Fugitive PM2.5	Exhaust PM2.5	PM2.5 Total	Bio- CO2	NBio- CO2	Total CO2	CH4	N2O	CO2e
Category	tons/yr										MT/yr					
Electricity Mitigated						0.0000	0.0000		0.0000	0.0000	0.0000	0.0000	0.0000	0.0000	0.0000	0.0000
Electricity Unmitigated						0.0000	0.0000		0.0000	0.0000	0.0000	0.0000	0.0000	0.0000	0.0000	0.0000
NaturalGas Mitigated	0.0000	0.0000	0.0000	0.0000		0.0000	0.0000		0.0000	0.0000	0.0000	0.0000	0.0000	0.0000	0.0000	0.0000
NaturalGas Unmitigated	0.0000	0.0000	0.0000	0.0000		0.0000	0.0000		0.0000	0.0000	0.0000	0.0000	0.0000	0.0000	0.0000	0.0000

5.2 Energy by Land Use - NaturalGas

Unmitigated

	NaturalGas Use	ROG	NOx	CO	SO2	Fugitive PM10	Exhaust PM10	PM10 Total	Fugitive PM2.5	Exhaust PM2.5	PM2.5 Total	Bio- CO2	NBio- CO2	Total CO2	CH4	N2O	CO2e
Land Use	kBTU/yr	tons/yr										MT/yr					
Other Asphalt Surfaces	0	0.0000	0.0000	0.0000	0.0000		0.0000	0.0000		0.0000	0.0000	0.0000	0.0000	0.0000	0.0000	0.0000	0.0000
Parking Lot	0	0.0000	0.0000	0.0000	0.0000		0.0000	0.0000		0.0000	0.0000	0.0000	0.0000	0.0000	0.0000	0.0000	0.0000
Total		**0.0000**	**0.0000**	**0.0000**	**0.0000**		**0.0000**	**0.0000**		**0.0000**	**0.0000**	**0.0000**	**0.0000**	**0.0000**	**0.0000**	**0.0000**	**0.0000**

Mitigated

	NaturalGas Use	ROG	NOx	CO	SO2	Fugitive PM10	Exhaust PM10	PM10 Total	Fugitive PM2.5	Exhaust PM2.5	PM2.5 Total	Bio- CO2	NBio- CO2	Total CO2	CH4	N2O	CO2e
Land Use	kBTU/yr	tons/yr										MT/yr					
Other Asphalt Surfaces	0	0.0000	0.0000	0.0000	0.0000		0.0000	0.0000		0.0000	0.0000	0.0000	0.0000	0.0000	0.0000	0.0000	0.0000
Parking Lot	0	0.0000	0.0000	0.0000	0.0000		0.0000	0.0000		0.0000	0.0000	0.0000	0.0000	0.0000	0.0000	0.0000	0.0000
Total		**0.0000**	**0.0000**	**0.0000**	**0.0000**		**0.0000**	**0.0000**		**0.0000**	**0.0000**	**0.0000**	**0.0000**	**0.0000**	**0.0000**	**0.0000**	**0.0000**

5.3 Energy by Land Use - Electricity

Unmitigated

	Electricity Use	Total CO2	CH4	N2O	CO2e
Land Use	kWh/yr	MT/yr			
Other Asphalt Surfaces	0	0.0000	0.0000	0.0000	0.0000
Parking Lot	0	0.0000	0.0000	0.0000	0.0000
Total		**0.0000**	**0.0000**	**0.0000**	**0.0000**

Mitigated

	Electricity Use	Total CO2	CH4	N2O	CO2e
Land Use	kWh/yr	MT/yr			
Other Asphalt Surfaces	0	0.0000	0.0000	0.0000	0.0000
Parking Lot	0	0.0000	0.0000	0.0000	0.0000
Total		**0.0000**	**0.0000**	**0.0000**	**0.0000**

6.0 Area Detail

6.1 Mitigation Measures Area

	ROG	NOx	CO	SO2	Fugitive PM10	Exhaust PM10	PM10 Total	Fugitive PM2.5	Exhaust PM2.5	PM2.5 Total	Bio- CO2	NBio- CO2	Total CO2	CH4	N2O	CO2e
Category	tons/yr										MT/yr					
Mitigated	0.0521	1.3000e-004	0.0143	0.0000		5.0000e-005	5.0000e-005		5.0000e-005	5.0000e-005	0.0000	0.0277	0.0277	7.0000e-005	0.0000	0.0295
Unmitigated	0.0521	1.3000e-004	0.0143	0.0000		5.0000e-005	5.0000e-005		5.0000e-005	5.0000e-005	0.0000	0.0277	0.0277	7.0000e-005	0.0000	0.0295

6.2 Area by SubCategory

Unmitigated

	ROG	NOx	CO	SO2	Fugitive PM10	Exhaust PM10	PM10 Total	Fugitive PM2.5	Exhaust PM2.5	PM2.5 Total	Bio- CO2	NBio- CO2	Total CO2	CH4	N2O	CO2e
SubCategory	tons/yr										MT/yr					
Architectural Coating	8.9900e-003					0.0000	0.0000		0.0000	0.0000	0.0000	0.0000	0.0000	0.0000	0.0000	0.0000
Consumer Products	0.0418					0.0000	0.0000		0.0000	0.0000	0.0000	0.0000	0.0000	0.0000	0.0000	0.0000
Landscaping	1.3300e-003	1.3000e-004	0.0143	0.0000		5.0000e-005	5.0000e-005		5.0000e-005	5.0000e-005	0.0000	0.0277	0.0277	7.0000e-005	0.0000	0.0295
Total	**0.0521**	**1.3000e-004**	**0.0143**	**0.0000**		**5.0000e-005**	**5.0000e-005**		**5.0000e-005**	**5.0000e-005**	**0.0000**	**0.0277**	**0.0277**	**7.0000e-005**	**0.0000**	**0.0295**

6.2 Area by SubCategory

Mitigated

	ROG	NOx	CO	SO2	Fugitive PM10	Exhaust PM10	PM10 Total	Fugitive PM2.5	Exhaust PM2.5	PM2.5 Total	Bio- CO2	NBio- CO2	Total CO2	CH4	N2O	CO2e
SubCategory	tons/yr										MT/yr					
Architectural Coating	8.9900e-003					0.0000	0.0000		0.0000	0.0000	0.0000	0.0000	0.0000	0.0000	0.0000	0.0000
Consumer Products	0.0418					0.0000	0.0000		0.0000	0.0000	0.0000	0.0000	0.0000	0.0000	0.0000	0.0000
Landscaping	1.3300e-003	1.3000e-004	0.0143	0.0000		5.0000e-005	5.0000e-005		5.0000e-005	5.0000e-005	0.0000	0.0277	0.0277	7.0000e-005	0.0000	0.0295
Total	**0.0521**	**1.3000e-004**	**0.0143**	**0.0000**		**5.0000e-005**	**5.0000e-005**		**5.0000e-005**	**5.0000e-005**	**0.0000**	**0.0277**	**0.0277**	**7.0000e-005**	**0.0000**	**0.0295**

7.0 Water Detail

7.1 Mitigation Measures Water

	Total CO2	CH4	N2O	CO2e
Category	MT/yr			
Mitigated	0.0000	0.0000	0.0000	0.0000
Unmitigated	0.0000	0.0000	0.0000	0.0000

7.2 Water by Land Use

Unmitigated

	Indoor/Outdoor Use	Total CO2	CH4	N2O	CO2e
Land Use	Mgal	MT/yr			
Other Asphalt Surfaces	0 / 0	0.0000	0.0000	0.0000	0.0000
Parking Lot	0 / 0	0.0000	0.0000	0.0000	0.0000
Total		**0.0000**	**0.0000**	**0.0000**	**0.0000**

7.2 Water by Land Use

Mitigated

	Indoor/Outdoor Use	Total CO2	CH4	N2O	CO2e
Land Use	Mgal	MT/yr			
Other Asphalt Surfaces	0 / 0	0.0000	0.0000	0.0000	0.0000
Parking Lot	0 / 0	0.0000	0.0000	0.0000	0.0000
Total		**0.0000**	**0.0000**	**0.0000**	**0.0000**

8.0 Waste Detail

8.1 Mitigation Measures Waste

Category/Year

	Total CO2	CH4	N2O	CO2e
	MT/yr			
Mitigated	0.0000	0.0000	0.0000	0.0000
Unmitigated	0.0000	0.0000	0.0000	0.0000

8.2 Waste by Land Use

Unmitigated

	Waste Disposed	Total CO2	CH4	N2O	CO2e
Land Use	tons	MT/yr			
Other Asphalt Surfaces	0	0.0000	0.0000	0.0000	0.0000
Parking Lot	0	0.0000	0.0000	0.0000	0.0000
Total		**0.0000**	**0.0000**	**0.0000**	**0.0000**

Mitigated

	Waste Disposed	Total CO2	CH4	N2O	CO2e
Land Use	tons	MT/yr			
Other Asphalt Surfaces	0	0.0000	0.0000	0.0000	0.0000
Parking Lot	0	0.0000	0.0000	0.0000	0.0000
Total		**0.0000**	**0.0000**	**0.0000**	**0.0000**

9.0 Operational Offroad

Equipment Type	Number	Hours/Day	Days/Year	Horse Power	Load Factor	Fuel Type

10.0 Stationary Equipment

Fire Pumps and Emergency Generators

Equipment Type	Number	Hours/Day	Hours/Year	Horse Power	Load Factor	Fuel Type

Boilers

Equipment Type	Number	Heat Input/Day	Heat Input/Year	Boiler Rating	Fuel Type

User Defined Equipment

Equipment Type	Number

11.0 Vegetation

This page intentionally left blank

APPENDIX 3.2:

CALEEMOD PROJECT ANNUAL OPERATIONAL (PASSENGER CARS) EMISSIONS MODEL OUTPUTS

Katella Avenue - Amazon Option (Operations - Passenger Cars)

Orange County, Annual

1.0 Project Characteristics

1.1 Land Usage

Land Uses	Size	Metric	Lot Acreage	Floor Surface Area	Population
Unrefrigerated Warehouse-No Rail	145.00	1000sqft	3.33	145,004.00	0
Other Asphalt Surfaces	335.03	1000sqft	7.69	335,028.00	0
Parking Lot	779.00	Space	7.15	311,600.00	0

1.2 Other Project Characteristics

Urbanization	Urban	**Wind Speed (m/s)**	2.2	**Precipitation Freq (Days)**	30
Climate Zone	8			**Operational Year**	2021
Utility Company	Southern California Edison				
CO2 Intensity (lb/MWhr)	702.44	**CH4 Intensity (lb/MWhr)**	0.029	**N2O Intensity (lb/MWhr)**	0.006

1.3 User Entered Comments & Non-Default Data

Katella Avenue - Amazon Option (Operations - Passenger Cars) - Orange County, Annual

Project Characteristics -

Land Use - Total Project Area (minus 180,000 sf corporate headquarters) is approximately 18.17 acres.

Construction Phase - Operations Run Only.

Off-road Equipment - Operations Run Only.

Trips and VMT - Operations Run Only.

Vehicle Trips - Trip Characteristics based on information provided in the Katella Avenue Amazon Facility Traffic Impact Analysis by Urban Crossroads, Inc.

Energy Use - The project will design building shells and building components to meet 2019 Title 24 Standards which expects 30% less energy for nonresidential uses

Operational Off-Road Equipment - Based on SCAQMD High Cube Warehouse Truck Trip Study White Paper Summary of Busniess Survey Results (2014)

Fleet Mix - Passenger Car Fleet Mix estimated based on the ratio of the vehicle classes in CalEEMod default fleet mix.

Vehicle Emission Factors - EMFAC2017

Vehicle Emission Factors - EMFAC2017

Vehicle Emission Factors - EMFAC2017

Table Name	Column Name	Default Value	New Value
tblConstructionPhase	NumDays	20.00	0.00
tblEnergyUse	LightingElect	1.96	1.37
tblEnergyUse	T24E	0.59	0.41
tblEnergyUse	T24NG	3.88	2.72
tblFleetMix	HHD	0.02	0.00
tblFleetMix	LDA	0.56	0.60
tblFleetMix	LDT1	0.04	0.05
tblFleetMix	LDT2	0.21	0.23
tblFleetMix	LHD1	0.02	0.00
tblFleetMix	LHD2	5.7910e-003	0.00
tblFleetMix	MCY	4.8960e-003	0.00
tblFleetMix	MDV	0.11	0.12
tblFleetMix	MH	9.6600e-004	0.00

tblFleetMix	MHD	0.03	0.00
tblFleetMix	OBUS	1.7130e-003	0.00
tblFleetMix	SBUS	5.9000e-004	0.00
tblFleetMix	UBUS	1.5530e-003	0.00
tblLandUse	LotAcreage	7.01	7.15
tblOffRoadEquipment	OffRoadEquipmentUnitAmount	1.00	0.00
tblOffRoadEquipment	OffRoadEquipmentUnitAmount	3.00	0.00
tblOffRoadEquipment	OffRoadEquipmentUnitAmount	2.00	0.00
tblOperationalOffRoadEquipment	OperDaysPerYear	260.00	365.00
tblOperationalOffRoadEquipment	OperFuelType	Diesel	CNG
tblOperationalOffRoadEquipment	OperHorsePower	97.00	200.00
tblOperationalOffRoadEquipment	OperHoursPerDay	8.00	4.00
tblOperationalOffRoadEquipment	OperOffRoadEquipmentNumber	0.00	1.00
tblVehicleEF	HHD	0.63	0.03
tblVehicleEF	HHD	0.16	0.14
tblVehicleEF	HHD	0.08	1.0000e-006
tblVehicleEF	HHD	2.36	5.39
tblVehicleEF	HHD	1.29	0.84
tblVehicleEF	HHD	3.99	0.01
tblVehicleEF	HHD	4,116.44	1,057.87
tblVehicleEF	HHD	1,683.99	1,517.44
tblVehicleEF	HHD	12.64	0.09
tblVehicleEF	HHD	20.04	5.92
tblVehicleEF	HHD	3.96	3.93
tblVehicleEF	HHD	0.02	8.4880e-003
tblVehicleEF	HHD	0.06	0.06
tblVehicleEF	HHD	0.03	0.04

tblVehicleEF	HHD	0.02	0.05
tblVehicleEF	HHD	1.1600e-004	1.0000e-006
tblVehicleEF	HHD	0.02	8.1210e-003
tblVehicleEF	HHD	0.03	0.03
tblVehicleEF	HHD	8.6750e-003	8.7680e-003
tblVehicleEF	HHD	0.02	0.05
tblVehicleEF	HHD	1.0700e-004	1.0000e-006
tblVehicleEF	HHD	1.1800e-004	6.0000e-006
tblVehicleEF	HHD	4.9160e-003	2.4300e-004
tblVehicleEF	HHD	0.57	0.41
tblVehicleEF	HHD	8.9000e-005	4.0000e-006
tblVehicleEF	HHD	0.13	0.12
tblVehicleEF	HHD	4.6300e-004	1.1210e-003
tblVehicleEF	HHD	0.10	4.0000e-006
tblVehicleEF	HHD	0.04	9.6940e-003
tblVehicleEF	HHD	0.02	0.01
tblVehicleEF	HHD	1.9200e-004	1.0000e-006
tblVehicleEF	HHD	1.1800e-004	6.0000e-006
tblVehicleEF	HHD	4.9160e-003	2.4300e-004
tblVehicleEF	HHD	0.68	0.48
tblVehicleEF	HHD	8.9000e-005	4.0000e-006
tblVehicleEF	HHD	0.31	0.27
tblVehicleEF	HHD	4.6300e-004	1.1210e-003
tblVehicleEF	HHD	0.11	5.0000e-006
tblVehicleEF	HHD	0.59	0.03
tblVehicleEF	HHD	0.16	0.14
tblVehicleEF	HHD	0.08	1.0000e-006

tblVehicleEF	HHD	1.72	5.25
tblVehicleEF	HHD	1.30	0.84
tblVehicleEF	HHD	3.80	0.01
tblVehicleEF	HHD	4,359.67	1,057.02
tblVehicleEF	HHD	1,683.99	1,517.44
tblVehicleEF	HHD	12.64	0.09
tblVehicleEF	HHD	20.68	5.78
tblVehicleEF	HHD	3.75	3.72
tblVehicleEF	HHD	0.02	7.8070e-003
tblVehicleEF	HHD	0.06	0.06
tblVehicleEF	HHD	0.03	0.04
tblVehicleEF	HHD	0.02	0.05
tblVehicleEF	HHD	1.1600e-004	1.0000e-006
tblVehicleEF	HHD	0.02	7.4700e-003
tblVehicleEF	HHD	0.03	0.03
tblVehicleEF	HHD	8.6750e-003	8.7680e-003
tblVehicleEF	HHD	0.02	0.05
tblVehicleEF	HHD	1.0700e-004	1.0000e-006
tblVehicleEF	HHD	1.6900e-004	9.0000e-006
tblVehicleEF	HHD	5.0090e-003	2.4600e-004
tblVehicleEF	HHD	0.54	0.43
tblVehicleEF	HHD	1.2500e-004	6.0000e-006
tblVehicleEF	HHD	0.13	0.12
tblVehicleEF	HHD	4.4900e-004	1.1010e-003
tblVehicleEF	HHD	0.09	4.0000e-006
tblVehicleEF	HHD	0.04	9.6850e-003
tblVehicleEF	HHD	0.02	0.01

tblVehicleEF	HHD	1.8900e-004	1.0000e-006
tblVehicleEF	HHD	1.6900e-004	9.0000e-006
tblVehicleEF	HHD	5.0090e-003	2.4600e-004
tblVehicleEF	HHD	0.64	0.50
tblVehicleEF	HHD	1.2500e-004	6.0000e-006
tblVehicleEF	HHD	0.31	0.27
tblVehicleEF	HHD	4.4900e-004	1.1010e-003
tblVehicleEF	HHD	0.10	4.0000e-006
tblVehicleEF	HHD	0.68	0.02
tblVehicleEF	HHD	0.16	5.0360e-003
tblVehicleEF	HHD	0.08	1.0000e-006
tblVehicleEF	HHD	3.25	5.42
tblVehicleEF	HHD	1.29	0.46
tblVehicleEF	HHD	4.03	0.01
tblVehicleEF	HHD	3,780.54	1,027.42
tblVehicleEF	HHD	1,683.99	1,421.63
tblVehicleEF	HHD	12.64	0.09
tblVehicleEF	HHD	19.16	5.92
tblVehicleEF	HHD	3.89	3.78
tblVehicleEF	HHD	0.02	8.9820e-003
tblVehicleEF	HHD	0.06	0.06
tblVehicleEF	HHD	0.03	0.03
tblVehicleEF	HHD	0.02	0.05
tblVehicleEF	HHD	1.1600e-004	1.0000e-006
tblVehicleEF	HHD	0.02	8.5930e-003
tblVehicleEF	HHD	0.03	0.03
tblVehicleEF	HHD	8.6750e-003	8.5160e-003

tblVehicleEF	HHD	0.02	0.05
tblVehicleEF	HHD	1.0700e-004	1.0000e-006
tblVehicleEF	HHD	1.1700e-004	6.0000e-006
tblVehicleEF	HHD	5.3110e-003	2.7000e-004
tblVehicleEF	HHD	0.61	0.39
tblVehicleEF	HHD	9.0000e-005	4.0000e-006
tblVehicleEF	HHD	0.13	0.11
tblVehicleEF	HHD	5.0200e-004	1.1940e-003
tblVehicleEF	HHD	0.10	4.0000e-006
tblVehicleEF	HHD	0.03	9.7070e-003
tblVehicleEF	HHD	0.02	0.01
tblVehicleEF	HHD	1.9300e-004	1.0000e-006
tblVehicleEF	HHD	1.1700e-004	6.0000e-006
tblVehicleEF	HHD	5.3110e-003	2.7000e-004
tblVehicleEF	HHD	0.73	0.44
tblVehicleEF	HHD	9.0000e-005	4.0000e-006
tblVehicleEF	HHD	0.31	0.12
tblVehicleEF	HHD	5.0200e-004	1.1940e-003
tblVehicleEF	HHD	0.11	5.0000e-006
tblVehicleEF	LDA	4.3340e-003	2.6620e-003
tblVehicleEF	LDA	5.1760e-003	0.05
tblVehicleEF	LDA	0.58	0.68
tblVehicleEF	LDA	1.10	2.11
tblVehicleEF	LDA	263.86	265.52
tblVehicleEF	LDA	58.33	54.23
tblVehicleEF	LDA	0.05	0.04
tblVehicleEF	LDA	1.9130e-003	1.6720e-003

tblVehicleEF	LDA	2.2790e-003	1.9250e-003
tblVehicleEF	LDA	1.7630e-003	1.5400e-003
tblVehicleEF	LDA	2.0960e-003	1.7700e-003
tblVehicleEF	LDA	0.04	0.05
tblVehicleEF	LDA	0.09	0.10
tblVehicleEF	LDA	0.03	0.05
tblVehicleEF	LDA	0.01	0.01
tblVehicleEF	LDA	0.04	0.21
tblVehicleEF	LDA	0.07	0.23
tblVehicleEF	LDA	2.6420e-003	2.6270e-003
tblVehicleEF	LDA	6.0200e-004	5.3700e-004
tblVehicleEF	LDA	0.04	0.05
tblVehicleEF	LDA	0.09	0.10
tblVehicleEF	LDA	0.03	0.05
tblVehicleEF	LDA	0.02	0.01
tblVehicleEF	LDA	0.04	0.21
tblVehicleEF	LDA	0.08	0.25
tblVehicleEF	LDA	4.5760e-003	2.8320e-003
tblVehicleEF	LDA	4.6500e-003	0.05
tblVehicleEF	LDA	0.63	0.74
tblVehicleEF	LDA	0.95	1.82
tblVehicleEF	LDA	274.96	276.40
tblVehicleEF	LDA	58.33	53.69
tblVehicleEF	LDA	0.04	0.03
tblVehicleEF	LDA	1.9130e-003	1.6720e-003
tblVehicleEF	LDA	2.2790e-003	1.9250e-003
tblVehicleEF	LDA	1.7630e-003	1.5400e-003

tblVehicleEF	LDA	2.0960e-003	1.7700e-003
tblVehicleEF	LDA	0.05	0.07
tblVehicleEF	LDA	0.09	0.10
tblVehicleEF	LDA	0.05	0.07
tblVehicleEF	LDA	0.01	0.01
tblVehicleEF	LDA	0.04	0.19
tblVehicleEF	LDA	0.06	0.21
tblVehicleEF	LDA	2.7540e-003	2.7340e-003
tblVehicleEF	LDA	5.9900e-004	5.3100e-004
tblVehicleEF	LDA	0.05	0.07
tblVehicleEF	LDA	0.09	0.10
tblVehicleEF	LDA	0.05	0.07
tblVehicleEF	LDA	0.02	0.02
tblVehicleEF	LDA	0.04	0.19
tblVehicleEF	LDA	0.07	0.23
tblVehicleEF	LDA	4.2520e-003	2.6080e-003
tblVehicleEF	LDA	5.2830e-003	0.05
tblVehicleEF	LDA	0.56	0.65
tblVehicleEF	LDA	1.13	2.18
tblVehicleEF	LDA	259.76	261.50
tblVehicleEF	LDA	58.33	54.34
tblVehicleEF	LDA	0.05	0.04
tblVehicleEF	LDA	1.9130e-003	1.6720e-003
tblVehicleEF	LDA	2.2790e-003	1.9250e-003
tblVehicleEF	LDA	1.7630e-003	1.5400e-003
tblVehicleEF	LDA	2.0960e-003	1.7700e-003
tblVehicleEF	LDA	0.04	0.05

tblVehicleEF	LDA	0.10	0.10
tblVehicleEF	LDA	0.03	0.05
tblVehicleEF	LDA	0.01	0.01
tblVehicleEF	LDA	0.04	0.23
tblVehicleEF	LDA	0.07	0.23
tblVehicleEF	LDA	2.6010e-003	2.5870e-003
tblVehicleEF	LDA	6.0200e-004	5.3800e-004
tblVehicleEF	LDA	0.04	0.05
tblVehicleEF	LDA	0.10	0.10
tblVehicleEF	LDA	0.03	0.05
tblVehicleEF	LDA	0.02	0.01
tblVehicleEF	LDA	0.04	0.23
tblVehicleEF	LDA	0.08	0.26
tblVehicleEF	LDT1	9.9920e-003	6.2080e-003
tblVehicleEF	LDT1	0.01	0.07
tblVehicleEF	LDT1	1.19	1.26
tblVehicleEF	LDT1	2.74	2.32
tblVehicleEF	LDT1	324.21	313.05
tblVehicleEF	LDT1	71.81	65.11
tblVehicleEF	LDT1	0.11	0.10
tblVehicleEF	LDT1	2.5570e-003	2.3060e-003
tblVehicleEF	LDT1	3.2780e-003	2.6450e-003
tblVehicleEF	LDT1	2.3530e-003	2.1220e-003
tblVehicleEF	LDT1	3.0150e-003	2.4330e-003
tblVehicleEF	LDT1	0.12	0.12
tblVehicleEF	LDT1	0.25	0.19
tblVehicleEF	LDT1	0.10	0.11

tblVehicleEF	LDT1	0.02	0.03
tblVehicleEF	LDT1	0.16	0.66
tblVehicleEF	LDT1	0.19	0.36
tblVehicleEF	LDT1	3.2560e-003	3.0980e-003
tblVehicleEF	LDT1	7.6600e-004	6.4400e-004
tblVehicleEF	LDT1	0.12	0.12
tblVehicleEF	LDT1	0.25	0.19
tblVehicleEF	LDT1	0.10	0.11
tblVehicleEF	LDT1	0.04	0.04
tblVehicleEF	LDT1	0.16	0.66
tblVehicleEF	LDT1	0.21	0.40
tblVehicleEF	LDT1	0.01	6.5570e-003
tblVehicleEF	LDT1	0.01	0.07
tblVehicleEF	LDT1	1.28	1.36
tblVehicleEF	LDT1	2.36	2.00
tblVehicleEF	LDT1	337.31	324.18
tblVehicleEF	LDT1	71.81	64.47
tblVehicleEF	LDT1	0.10	0.09
tblVehicleEF	LDT1	2.5570e-003	2.3060e-003
tblVehicleEF	LDT1	3.2780e-003	2.6450e-003
tblVehicleEF	LDT1	2.3530e-003	2.1220e-003
tblVehicleEF	LDT1	3.0150e-003	2.4330e-003
tblVehicleEF	LDT1	0.17	0.18
tblVehicleEF	LDT1	0.26	0.20
tblVehicleEF	LDT1	0.14	0.15
tblVehicleEF	LDT1	0.03	0.03
tblVehicleEF	LDT1	0.14	0.61

tblVehicleEF	LDT1	0.17	0.32
tblVehicleEF	LDT1	3.3880e-003	3.2080e-003
tblVehicleEF	LDT1	7.5900e-004	6.3800e-004
tblVehicleEF	LDT1	0.17	0.18
tblVehicleEF	LDT1	0.26	0.20
tblVehicleEF	LDT1	0.14	0.15
tblVehicleEF	LDT1	0.04	0.04
tblVehicleEF	LDT1	0.14	0.61
tblVehicleEF	LDT1	0.19	0.36
tblVehicleEF	LDT1	9.8200e-003	6.0950e-003
tblVehicleEF	LDT1	0.01	0.07
tblVehicleEF	LDT1	1.16	1.22
tblVehicleEF	LDT1	2.82	2.40
tblVehicleEF	LDT1	319.38	308.94
tblVehicleEF	LDT1	71.81	65.25
tblVehicleEF	LDT1	0.11	0.10
tblVehicleEF	LDT1	2.5570e-003	2.3060e-003
tblVehicleEF	LDT1	3.2780e-003	2.6450e-003
tblVehicleEF	LDT1	2.3530e-003	2.1220e-003
tblVehicleEF	LDT1	3.0150e-003	2.4330e-003
tblVehicleEF	LDT1	0.12	0.13
tblVehicleEF	LDT1	0.29	0.22
tblVehicleEF	LDT1	0.10	0.11
tblVehicleEF	LDT1	0.02	0.03
tblVehicleEF	LDT1	0.18	0.78
tblVehicleEF	LDT1	0.19	0.37
tblVehicleEF	LDT1	3.2070e-003	3.0570e-003

tblVehicleEF	LDT1	7.6700e-004	6.4600e-004
tblVehicleEF	LDT1	0.12	0.13
tblVehicleEF	LDT1	0.29	0.22
tblVehicleEF	LDT1	0.10	0.11
tblVehicleEF	LDT1	0.04	0.04
tblVehicleEF	LDT1	0.18	0.78
tblVehicleEF	LDT1	0.21	0.41
tblVehicleEF	LDT2	5.7840e-003	4.0560e-003
tblVehicleEF	LDT2	6.6620e-003	0.07
tblVehicleEF	LDT2	0.74	0.91
tblVehicleEF	LDT2	1.41	2.69
tblVehicleEF	LDT2	369.26	341.01
tblVehicleEF	LDT2	81.71	71.31
tblVehicleEF	LDT2	0.07	0.07
tblVehicleEF	LDT2	1.8090e-003	1.6370e-003
tblVehicleEF	LDT2	2.1990e-003	1.8210e-003
tblVehicleEF	LDT2	1.6640e-003	1.5060e-003
tblVehicleEF	LDT2	2.0220e-003	1.6740e-003
tblVehicleEF	LDT2	0.05	0.07
tblVehicleEF	LDT2	0.11	0.12
tblVehicleEF	LDT2	0.05	0.08
tblVehicleEF	LDT2	0.01	0.02
tblVehicleEF	LDT2	0.06	0.39
tblVehicleEF	LDT2	0.09	0.32
tblVehicleEF	LDT2	3.6980e-003	3.3740e-003
tblVehicleEF	LDT2	8.4100e-004	7.0600e-004
tblVehicleEF	LDT2	0.05	0.07

tblVehicleEF	LDT2	0.11	0.12
tblVehicleEF	LDT2	0.05	0.08
tblVehicleEF	LDT2	0.02	0.02
tblVehicleEF	LDT2	0.06	0.39
tblVehicleEF	LDT2	0.10	0.35
tblVehicleEF	LDT2	6.1050e-003	4.3050e-003
tblVehicleEF	LDT2	5.9960e-003	0.06
tblVehicleEF	LDT2	0.80	0.99
tblVehicleEF	LDT2	1.22	2.32
tblVehicleEF	LDT2	384.42	352.00
tblVehicleEF	LDT2	81.71	70.61
tblVehicleEF	LDT2	0.06	0.06
tblVehicleEF	LDT2	1.8090e-003	1.6370e-003
tblVehicleEF	LDT2	2.1990e-003	1.8210e-003
tblVehicleEF	LDT2	1.6640e-003	1.5060e-003
tblVehicleEF	LDT2	2.0220e-003	1.6740e-003
tblVehicleEF	LDT2	0.07	0.11
tblVehicleEF	LDT2	0.11	0.13
tblVehicleEF	LDT2	0.07	0.10
tblVehicleEF	LDT2	0.02	0.02
tblVehicleEF	LDT2	0.05	0.36
tblVehicleEF	LDT2	0.08	0.29
tblVehicleEF	LDT2	3.8500e-003	3.4820e-003
tblVehicleEF	LDT2	8.3800e-004	6.9900e-004
tblVehicleEF	LDT2	0.07	0.11
tblVehicleEF	LDT2	0.11	0.13
tblVehicleEF	LDT2	0.07	0.10

tblVehicleEF	LDT2	0.02	0.02
tblVehicleEF	LDT2	0.05	0.36
tblVehicleEF	LDT2	0.09	0.31
tblVehicleEF	LDT2	5.6750e-003	3.9780e-003
tblVehicleEF	LDT2	6.7990e-003	0.07
tblVehicleEF	LDT2	0.72	0.88
tblVehicleEF	LDT2	1.45	2.77
tblVehicleEF	LDT2	363.66	336.95
tblVehicleEF	LDT2	81.71	71.46
tblVehicleEF	LDT2	0.07	0.07
tblVehicleEF	LDT2	1.8090e-003	1.6370e-003
tblVehicleEF	LDT2	2.1990e-003	1.8210e-003
tblVehicleEF	LDT2	1.6640e-003	1.5060e-003
tblVehicleEF	LDT2	2.0220e-003	1.6740e-003
tblVehicleEF	LDT2	0.04	0.07
tblVehicleEF	LDT2	0.11	0.13
tblVehicleEF	LDT2	0.05	0.08
tblVehicleEF	LDT2	0.01	0.02
tblVehicleEF	LDT2	0.07	0.46
tblVehicleEF	LDT2	0.09	0.33
tblVehicleEF	LDT2	3.6420e-003	3.3340e-003
tblVehicleEF	LDT2	8.4100e-004	7.0700e-004
tblVehicleEF	LDT2	0.04	0.07
tblVehicleEF	LDT2	0.11	0.13
tblVehicleEF	LDT2	0.05	0.08
tblVehicleEF	LDT2	0.02	0.02
tblVehicleEF	LDT2	0.07	0.46

tblVehicleEF	LDT2	0.10	0.36
tblVehicleEF	LHD1	5.7990e-003	5.8180e-003
tblVehicleEF	LHD1	0.01	5.0100e-003
tblVehicleEF	LHD1	0.02	0.02
tblVehicleEF	LHD1	0.15	0.19
tblVehicleEF	LHD1	0.78	0.57
tblVehicleEF	LHD1	2.55	1.09
tblVehicleEF	LHD1	9.03	9.05
tblVehicleEF	LHD1	603.73	667.72
tblVehicleEF	LHD1	33.13	12.41
tblVehicleEF	LHD1	0.08	0.06
tblVehicleEF	LHD1	1.27	0.81
tblVehicleEF	LHD1	8.6000e-004	7.5600e-004
tblVehicleEF	LHD1	0.01	9.6460e-003
tblVehicleEF	LHD1	0.01	7.2150e-003
tblVehicleEF	LHD1	9.1700e-004	2.5500e-004
tblVehicleEF	LHD1	8.2300e-004	7.2300e-004
tblVehicleEF	LHD1	2.5110e-003	2.4120e-003
tblVehicleEF	LHD1	9.9290e-003	6.8770e-003
tblVehicleEF	LHD1	8.4300e-004	2.3500e-004
tblVehicleEF	LHD1	2.8210e-003	2.2570e-003
tblVehicleEF	LHD1	0.10	0.07
tblVehicleEF	LHD1	0.02	0.02
tblVehicleEF	LHD1	1.7870e-003	1.4220e-003
tblVehicleEF	LHD1	0.06	0.05
tblVehicleEF	LHD1	0.28	0.47
tblVehicleEF	LHD1	0.27	0.08

tblVehicleEF	LHD1	9.1000e-005	8.8000e-005
tblVehicleEF	LHD1	5.9280e-003	6.5210e-003
tblVehicleEF	LHD1	3.7900e-004	1.2300e-004
tblVehicleEF	LHD1	2.8210e-003	2.2570e-003
tblVehicleEF	LHD1	0.10	0.07
tblVehicleEF	LHD1	0.02	0.03
tblVehicleEF	LHD1	1.7870e-003	1.4220e-003
tblVehicleEF	LHD1	0.08	0.06
tblVehicleEF	LHD1	0.28	0.47
tblVehicleEF	LHD1	0.29	0.09
tblVehicleEF	LHD1	5.7990e-003	5.8300e-003
tblVehicleEF	LHD1	0.01	5.0980e-003
tblVehicleEF	LHD1	0.02	0.02
tblVehicleEF	LHD1	0.15	0.19
tblVehicleEF	LHD1	0.79	0.58
tblVehicleEF	LHD1	2.44	1.04
tblVehicleEF	LHD1	9.03	9.05
tblVehicleEF	LHD1	603.73	667.74
tblVehicleEF	LHD1	33.13	12.33
tblVehicleEF	LHD1	0.08	0.06
tblVehicleEF	LHD1	1.19	0.76
tblVehicleEF	LHD1	8.6000e-004	7.5600e-004
tblVehicleEF	LHD1	0.01	9.6460e-003
tblVehicleEF	LHD1	0.01	7.2150e-003
tblVehicleEF	LHD1	9.1700e-004	2.5500e-004
tblVehicleEF	LHD1	8.2300e-004	7.2300e-004
tblVehicleEF	LHD1	2.5110e-003	2.4120e-003

tblVehicleEF	LHD1	9.9290e-003	6.8770e-003
tblVehicleEF	LHD1	8.4300e-004	2.3500e-004
tblVehicleEF	LHD1	3.9390e-003	3.1600e-003
tblVehicleEF	LHD1	0.10	0.07
tblVehicleEF	LHD1	0.02	0.02
tblVehicleEF	LHD1	2.4300e-003	1.9450e-003
tblVehicleEF	LHD1	0.06	0.05
tblVehicleEF	LHD1	0.27	0.45
tblVehicleEF	LHD1	0.26	0.08
tblVehicleEF	LHD1	9.1000e-005	8.8000e-005
tblVehicleEF	LHD1	5.9280e-003	6.5210e-003
tblVehicleEF	LHD1	3.7700e-004	1.2200e-004
tblVehicleEF	LHD1	3.9390e-003	3.1600e-003
tblVehicleEF	LHD1	0.10	0.07
tblVehicleEF	LHD1	0.02	0.03
tblVehicleEF	LHD1	2.4300e-003	1.9450e-003
tblVehicleEF	LHD1	0.08	0.06
tblVehicleEF	LHD1	0.27	0.45
tblVehicleEF	LHD1	0.28	0.08
tblVehicleEF	LHD1	5.7990e-003	5.8160e-003
tblVehicleEF	LHD1	0.01	4.9860e-003
tblVehicleEF	LHD1	0.02	0.02
tblVehicleEF	LHD1	0.15	0.19
tblVehicleEF	LHD1	0.77	0.57
tblVehicleEF	LHD1	2.56	1.09
tblVehicleEF	LHD1	9.03	9.05
tblVehicleEF	LHD1	603.73	667.72

tblVehicleEF	LHD1	33.13	12.42
tblVehicleEF	LHD1	0.08	0.06
tblVehicleEF	LHD1	1.24	0.80
tblVehicleEF	LHD1	8.6000e-004	7.5600e-004
tblVehicleEF	LHD1	0.01	9.6460e-003
tblVehicleEF	LHD1	0.01	7.2150e-003
tblVehicleEF	LHD1	9.1700e-004	2.5500e-004
tblVehicleEF	LHD1	8.2300e-004	7.2300e-004
tblVehicleEF	LHD1	2.5110e-003	2.4120e-003
tblVehicleEF	LHD1	9.9290e-003	6.8770e-003
tblVehicleEF	LHD1	8.4300e-004	2.3500e-004
tblVehicleEF	LHD1	2.9400e-003	2.3610e-003
tblVehicleEF	LHD1	0.11	0.08
tblVehicleEF	LHD1	0.02	0.02
tblVehicleEF	LHD1	1.8110e-003	1.4460e-003
tblVehicleEF	LHD1	0.06	0.05
tblVehicleEF	LHD1	0.30	0.50
tblVehicleEF	LHD1	0.27	0.08
tblVehicleEF	LHD1	9.1000e-005	8.8000e-005
tblVehicleEF	LHD1	5.9280e-003	6.5210e-003
tblVehicleEF	LHD1	3.8000e-004	1.2300e-004
tblVehicleEF	LHD1	2.9400e-003	2.3610e-003
tblVehicleEF	LHD1	0.11	0.08
tblVehicleEF	LHD1	0.02	0.03
tblVehicleEF	LHD1	1.8110e-003	1.4460e-003
tblVehicleEF	LHD1	0.08	0.06
tblVehicleEF	LHD1	0.30	0.50

tblVehicleEF	LHD1	0.29	0.09
tblVehicleEF	LHD2	4.2890e-003	4.2530e-003
tblVehicleEF	LHD2	4.2710e-003	3.6630e-003
tblVehicleEF	LHD2	9.4470e-003	0.01
tblVehicleEF	LHD2	0.13	0.16
tblVehicleEF	LHD2	0.36	0.41
tblVehicleEF	LHD2	1.38	0.76
tblVehicleEF	LHD2	13.67	13.61
tblVehicleEF	LHD2	619.08	679.10
tblVehicleEF	LHD2	28.46	10.01
tblVehicleEF	LHD2	0.10	0.09
tblVehicleEF	LHD2	0.87	0.94
tblVehicleEF	LHD2	1.1890e-003	1.1970e-003
tblVehicleEF	LHD2	0.01	0.01
tblVehicleEF	LHD2	9.7400e-003	0.01
tblVehicleEF	LHD2	4.6100e-004	1.4900e-004
tblVehicleEF	LHD2	1.1370e-003	1.1460e-003
tblVehicleEF	LHD2	2.6460e-003	2.6120e-003
tblVehicleEF	LHD2	9.3060e-003	9.6640e-003
tblVehicleEF	LHD2	4.2300e-004	1.3700e-004
tblVehicleEF	LHD2	1.1610e-003	1.4570e-003
tblVehicleEF	LHD2	0.04	0.05
tblVehicleEF	LHD2	0.02	0.02
tblVehicleEF	LHD2	7.7900e-004	9.3400e-004
tblVehicleEF	LHD2	0.05	0.05
tblVehicleEF	LHD2	0.09	0.30
tblVehicleEF	LHD2	0.13	0.06

tblVehicleEF	LHD2	1.3400e-004	1.3100e-004
tblVehicleEF	LHD2	6.0340e-003	6.5780e-003
tblVehicleEF	LHD2	3.1000e-004	9.9000e-005
tblVehicleEF	LHD2	1.1610e-003	1.4570e-003
tblVehicleEF	LHD2	0.04	0.05
tblVehicleEF	LHD2	0.02	0.03
tblVehicleEF	LHD2	7.7900e-004	9.3400e-004
tblVehicleEF	LHD2	0.05	0.06
tblVehicleEF	LHD2	0.09	0.30
tblVehicleEF	LHD2	0.14	0.06
tblVehicleEF	LHD2	4.2890e-003	4.2620e-003
tblVehicleEF	LHD2	4.3220e-003	3.7010e-003
tblVehicleEF	LHD2	9.1410e-003	0.01
tblVehicleEF	LHD2	0.13	0.16
tblVehicleEF	LHD2	0.37	0.41
tblVehicleEF	LHD2	1.32	0.73
tblVehicleEF	LHD2	13.67	13.61
tblVehicleEF	LHD2	619.08	679.11
tblVehicleEF	LHD2	28.46	9.96
tblVehicleEF	LHD2	0.10	0.09
tblVehicleEF	LHD2	0.82	0.88
tblVehicleEF	LHD2	1.1890e-003	1.1970e-003
tblVehicleEF	LHD2	0.01	0.01
tblVehicleEF	LHD2	9.7400e-003	0.01
tblVehicleEF	LHD2	4.6100e-004	1.4900e-004
tblVehicleEF	LHD2	1.1370e-003	1.1460e-003
tblVehicleEF	LHD2	2.6460e-003	2.6120e-003

tblVehicleEF	LHD2	9.3060e-003	9.6640e-003
tblVehicleEF	LHD2	4.2300e-004	1.3700e-004
tblVehicleEF	LHD2	1.6270e-003	2.0410e-003
tblVehicleEF	LHD2	0.04	0.05
tblVehicleEF	LHD2	0.02	0.02
tblVehicleEF	LHD2	1.0610e-003	1.2770e-003
tblVehicleEF	LHD2	0.05	0.05
tblVehicleEF	LHD2	0.08	0.29
tblVehicleEF	LHD2	0.12	0.05
tblVehicleEF	LHD2	1.3400e-004	1.3100e-004
tblVehicleEF	LHD2	6.0340e-003	6.5780e-003
tblVehicleEF	LHD2	3.0900e-004	9.9000e-005
tblVehicleEF	LHD2	1.6270e-003	2.0410e-003
tblVehicleEF	LHD2	0.04	0.05
tblVehicleEF	LHD2	0.02	0.03
tblVehicleEF	LHD2	1.0610e-003	1.2770e-003
tblVehicleEF	LHD2	0.05	0.06
tblVehicleEF	LHD2	0.08	0.29
tblVehicleEF	LHD2	0.13	0.06
tblVehicleEF	LHD2	4.2890e-003	4.2510e-003
tblVehicleEF	LHD2	4.2570e-003	3.6530e-003
tblVehicleEF	LHD2	9.5090e-003	0.01
tblVehicleEF	LHD2	0.13	0.16
tblVehicleEF	LHD2	0.36	0.41
tblVehicleEF	LHD2	1.38	0.76
tblVehicleEF	LHD2	13.67	13.61
tblVehicleEF	LHD2	619.08	679.10

tblVehicleEF	LHD2	28.46	10.02
tblVehicleEF	LHD2	0.10	0.09
tblVehicleEF	LHD2	0.85	0.92
tblVehicleEF	LHD2	1.1890e-003	1.1970e-003
tblVehicleEF	LHD2	0.01	0.01
tblVehicleEF	LHD2	9.7400e-003	0.01
tblVehicleEF	LHD2	4.6100e-004	1.4900e-004
tblVehicleEF	LHD2	1.1370e-003	1.1460e-003
tblVehicleEF	LHD2	2.6460e-003	2.6120e-003
tblVehicleEF	LHD2	9.3060e-003	9.6640e-003
tblVehicleEF	LHD2	4.2300e-004	1.3700e-004
tblVehicleEF	LHD2	1.1810e-003	1.5020e-003
tblVehicleEF	LHD2	0.04	0.06
tblVehicleEF	LHD2	0.02	0.02
tblVehicleEF	LHD2	7.7800e-004	9.3300e-004
tblVehicleEF	LHD2	0.05	0.05
tblVehicleEF	LHD2	0.10	0.33
tblVehicleEF	LHD2	0.13	0.06
tblVehicleEF	LHD2	1.3400e-004	1.3100e-004
tblVehicleEF	LHD2	6.0340e-003	6.5780e-003
tblVehicleEF	LHD2	3.1000e-004	9.9000e-005
tblVehicleEF	LHD2	1.1810e-003	1.5020e-003
tblVehicleEF	LHD2	0.04	0.06
tblVehicleEF	LHD2	0.02	0.03
tblVehicleEF	LHD2	7.7800e-004	9.3300e-004
tblVehicleEF	LHD2	0.05	0.06
tblVehicleEF	LHD2	0.10	0.33

tblVehicleEF	LHD2	0.14	0.06
tblVehicleEF	MCY	0.48	0.35
tblVehicleEF	MCY	0.15	0.24
tblVehicleEF	MCY	18.61	18.90
tblVehicleEF	MCY	9.56	8.43
tblVehicleEF	MCY	177.57	214.49
tblVehicleEF	MCY	45.30	60.11
tblVehicleEF	MCY	1.12	1.12
tblVehicleEF	MCY	2.1370e-003	2.1160e-003
tblVehicleEF	MCY	3.9240e-003	3.2680e-003
tblVehicleEF	MCY	1.9990e-003	1.9800e-003
tblVehicleEF	MCY	3.7000e-003	3.0810e-003
tblVehicleEF	MCY	1.13	1.16
tblVehicleEF	MCY	0.69	0.72
tblVehicleEF	MCY	0.71	0.72
tblVehicleEF	MCY	2.38	2.40
tblVehicleEF	MCY	0.65	2.07
tblVehicleEF	MCY	2.05	1.82
tblVehicleEF	MCY	2.1510e-003	2.1230e-003
tblVehicleEF	MCY	6.7000e-004	5.9500e-004
tblVehicleEF	MCY	1.13	1.16
tblVehicleEF	MCY	0.69	0.72
tblVehicleEF	MCY	0.71	0.72
tblVehicleEF	MCY	2.95	2.97
tblVehicleEF	MCY	0.65	2.07
tblVehicleEF	MCY	2.24	1.98
tblVehicleEF	MCY	0.47	0.35

tblVehicleEF	MCY	0.14	0.21
tblVehicleEF	MCY	17.91	18.17
tblVehicleEF	MCY	8.81	7.74
tblVehicleEF	MCY	177.57	213.12
tblVehicleEF	MCY	45.30	58.36
tblVehicleEF	MCY	0.98	0.98
tblVehicleEF	MCY	2.1370e-003	2.1160e-003
tblVehicleEF	MCY	3.9240e-003	3.2680e-003
tblVehicleEF	MCY	1.9990e-003	1.9800e-003
tblVehicleEF	MCY	3.7000e-003	3.0810e-003
tblVehicleEF	MCY	1.71	1.74
tblVehicleEF	MCY	0.73	0.76
tblVehicleEF	MCY	1.12	1.14
tblVehicleEF	MCY	2.33	2.34
tblVehicleEF	MCY	0.61	1.94
tblVehicleEF	MCY	1.85	1.62
tblVehicleEF	MCY	2.1380e-003	2.1090e-003
tblVehicleEF	MCY	6.5100e-004	5.7700e-004
tblVehicleEF	MCY	1.71	1.74
tblVehicleEF	MCY	0.73	0.76
tblVehicleEF	MCY	1.12	1.14
tblVehicleEF	MCY	2.89	2.90
tblVehicleEF	MCY	0.61	1.94
tblVehicleEF	MCY	2.01	1.77
tblVehicleEF	MCY	0.48	0.35
tblVehicleEF	MCY	0.15	0.24
tblVehicleEF	MCY	18.72	19.01

tblVehicleEF	MCY	9.67	8.55
tblVehicleEF	MCY	177.57	214.70
tblVehicleEF	MCY	45.30	60.42
tblVehicleEF	MCY	1.09	1.09
tblVehicleEF	MCY	2.1370e-003	2.1160e-003
tblVehicleEF	MCY	3.9240e-003	3.2680e-003
tblVehicleEF	MCY	1.9990e-003	1.9800e-003
tblVehicleEF	MCY	3.7000e-003	3.0810e-003
tblVehicleEF	MCY	1.26	1.28
tblVehicleEF	MCY	0.89	0.92
tblVehicleEF	MCY	0.75	0.76
tblVehicleEF	MCY	2.39	2.41
tblVehicleEF	MCY	0.75	2.38
tblVehicleEF	MCY	2.09	1.86
tblVehicleEF	MCY	2.1530e-003	2.1250e-003
tblVehicleEF	MCY	6.7300e-004	5.9800e-004
tblVehicleEF	MCY	1.26	1.28
tblVehicleEF	MCY	0.89	0.92
tblVehicleEF	MCY	0.75	0.76
tblVehicleEF	MCY	2.97	2.98
tblVehicleEF	MCY	0.75	2.38
tblVehicleEF	MCY	2.28	2.02
tblVehicleEF	MDV	0.01	5.6010e-003
tblVehicleEF	MDV	0.01	0.08
tblVehicleEF	MDV	1.26	1.12
tblVehicleEF	MDV	2.62	3.12
tblVehicleEF	MDV	500.02	420.73

tblVehicleEF	MDV	108.15	86.72
tblVehicleEF	MDV	0.14	0.10
tblVehicleEF	MDV	1.9190e-003	1.7850e-003
tblVehicleEF	MDV	2.3090e-003	1.9840e-003
tblVehicleEF	MDV	1.7700e-003	1.6470e-003
tblVehicleEF	MDV	2.1250e-003	1.8250e-003
tblVehicleEF	MDV	0.07	0.08
tblVehicleEF	MDV	0.16	0.14
tblVehicleEF	MDV	0.07	0.09
tblVehicleEF	MDV	0.03	0.02
tblVehicleEF	MDV	0.10	0.42
tblVehicleEF	MDV	0.20	0.41
tblVehicleEF	MDV	5.0080e-003	4.1600e-003
tblVehicleEF	MDV	1.1270e-003	8.5800e-004
tblVehicleEF	MDV	0.07	0.08
tblVehicleEF	MDV	0.16	0.14
tblVehicleEF	MDV	0.07	0.09
tblVehicleEF	MDV	0.04	0.03
tblVehicleEF	MDV	0.10	0.42
tblVehicleEF	MDV	0.22	0.45
tblVehicleEF	MDV	0.01	5.9080e-003
tblVehicleEF	MDV	0.01	0.08
tblVehicleEF	MDV	1.36	1.20
tblVehicleEF	MDV	2.27	2.69
tblVehicleEF	MDV	519.96	432.28
tblVehicleEF	MDV	108.15	85.89
tblVehicleEF	MDV	0.12	0.09

tblVehicleEF	MDV	1.9190e-003	1.7850e-003
tblVehicleEF	MDV	2.3090e-003	1.9840e-003
tblVehicleEF	MDV	1.7700e-003	1.6470e-003
tblVehicleEF	MDV	2.1250e-003	1.8250e-003
tblVehicleEF	MDV	0.10	0.12
tblVehicleEF	MDV	0.16	0.14
tblVehicleEF	MDV	0.10	0.12
tblVehicleEF	MDV	0.03	0.03
tblVehicleEF	MDV	0.09	0.39
tblVehicleEF	MDV	0.18	0.37
tblVehicleEF	MDV	5.2090e-003	4.2740e-003
tblVehicleEF	MDV	1.1210e-003	8.5000e-004
tblVehicleEF	MDV	0.10	0.12
tblVehicleEF	MDV	0.16	0.14
tblVehicleEF	MDV	0.10	0.12
tblVehicleEF	MDV	0.05	0.04
tblVehicleEF	MDV	0.09	0.39
tblVehicleEF	MDV	0.20	0.40
tblVehicleEF	MDV	0.01	5.5000e-003
tblVehicleEF	MDV	0.02	0.09
tblVehicleEF	MDV	1.23	1.08
tblVehicleEF	MDV	2.69	3.21
tblVehicleEF	MDV	492.66	416.47
tblVehicleEF	MDV	108.15	86.90
tblVehicleEF	MDV	0.13	0.10
tblVehicleEF	MDV	1.9190e-003	1.7850e-003
tblVehicleEF	MDV	2.3090e-003	1.9840e-003

tblVehicleEF	MDV	1.7700e-003	1.6470e-003
tblVehicleEF	MDV	2.1250e-003	1.8250e-003
tblVehicleEF	MDV	0.06	0.08
tblVehicleEF	MDV	0.17	0.15
tblVehicleEF	MDV	0.07	0.09
tblVehicleEF	MDV	0.03	0.02
tblVehicleEF	MDV	0.11	0.49
tblVehicleEF	MDV	0.20	0.42
tblVehicleEF	MDV	4.9340e-003	4.1170e-003
tblVehicleEF	MDV	1.1290e-003	8.6000e-004
tblVehicleEF	MDV	0.06	0.08
tblVehicleEF	MDV	0.17	0.15
tblVehicleEF	MDV	0.07	0.09
tblVehicleEF	MDV	0.04	0.03
tblVehicleEF	MDV	0.11	0.49
tblVehicleEF	MDV	0.22	0.46
tblVehicleEF	MH	0.03	3.3600e-003
tblVehicleEF	MH	0.02	0.00
tblVehicleEF	MH	2.15	0.31
tblVehicleEF	MH	5.50	0.00
tblVehicleEF	MH	1,108.90	981.53
tblVehicleEF	MH	57.43	0.00
tblVehicleEF	MH	1.43	3.91
tblVehicleEF	MH	0.01	0.02
tblVehicleEF	MH	0.03	0.10
tblVehicleEF	MH	1.0490e-003	0.00
tblVehicleEF	MH	3.2420e-003	4.0000e-003

tblVehicleEF	MH	0.03	0.09
tblVehicleEF	MH	9.6500e-004	0.00
tblVehicleEF	MH	0.95	0.00
tblVehicleEF	MH	0.07	0.00
tblVehicleEF	MH	0.41	0.00
tblVehicleEF	MH	0.09	0.07
tblVehicleEF	MH	0.02	0.00
tblVehicleEF	MH	0.32	0.00
tblVehicleEF	MH	0.01	9.2790e-003
tblVehicleEF	MH	6.7000e-004	0.00
tblVehicleEF	MH	0.95	0.00
tblVehicleEF	MH	0.07	0.00
tblVehicleEF	MH	0.41	0.00
tblVehicleEF	MH	0.12	0.08
tblVehicleEF	MH	0.02	0.00
tblVehicleEF	MH	0.35	0.00
tblVehicleEF	MH	0.03	3.3600e-003
tblVehicleEF	MH	0.02	0.00
tblVehicleEF	MH	2.21	0.31
tblVehicleEF	MH	5.21	0.00
tblVehicleEF	MH	1,108.90	981.53
tblVehicleEF	MH	57.43	0.00
tblVehicleEF	MH	1.33	3.70
tblVehicleEF	MH	0.01	0.02
tblVehicleEF	MH	0.03	0.10
tblVehicleEF	MH	1.0490e-003	0.00
tblVehicleEF	MH	3.2420e-003	4.0000e-003

tblVehicleEF	MH	0.03	0.09
tblVehicleEF	MH	9.6500e-004	0.00
tblVehicleEF	MH	1.28	0.00
tblVehicleEF	MH	0.07	0.00
tblVehicleEF	MH	0.56	0.00
tblVehicleEF	MH	0.09	0.07
tblVehicleEF	MH	0.02	0.00
tblVehicleEF	MH	0.31	0.00
tblVehicleEF	MH	0.01	9.2790e-003
tblVehicleEF	MH	6.6500e-004	0.00
tblVehicleEF	MH	1.28	0.00
tblVehicleEF	MH	0.07	0.00
tblVehicleEF	MH	0.56	0.00
tblVehicleEF	MH	0.12	0.08
tblVehicleEF	MH	0.02	0.00
tblVehicleEF	MH	0.34	0.00
tblVehicleEF	MH	0.03	3.3600e-003
tblVehicleEF	MH	0.02	0.00
tblVehicleEF	MH	2.13	0.31
tblVehicleEF	MH	5.54	0.00
tblVehicleEF	MH	1,108.90	981.53
tblVehicleEF	MH	57.43	0.00
tblVehicleEF	MH	1.40	3.84
tblVehicleEF	MH	0.01	0.02
tblVehicleEF	MH	0.03	0.10
tblVehicleEF	MH	1.0490e-003	0.00
tblVehicleEF	MH	3.2420e-003	4.0000e-003

tblVehicleEF	MH	0.03	0.09
tblVehicleEF	MH	9.6500e-004	0.00
tblVehicleEF	MH	1.05	0.00
tblVehicleEF	MH	0.08	0.00
tblVehicleEF	MH	0.43	0.00
tblVehicleEF	MH	0.09	0.07
tblVehicleEF	MH	0.02	0.00
tblVehicleEF	MH	0.32	0.00
tblVehicleEF	MH	0.01	9.2790e-003
tblVehicleEF	MH	6.7100e-004	0.00
tblVehicleEF	MH	1.05	0.00
tblVehicleEF	MH	0.08	0.00
tblVehicleEF	MH	0.43	0.00
tblVehicleEF	MH	0.12	0.08
tblVehicleEF	MH	0.02	0.00
tblVehicleEF	MH	0.35	0.00
tblVehicleEF	MHD	0.02	4.9130e-003
tblVehicleEF	MHD	4.2090e-003	5.6110e-003
tblVehicleEF	MHD	0.05	0.01
tblVehicleEF	MHD	0.36	0.39
tblVehicleEF	MHD	0.33	0.51
tblVehicleEF	MHD	6.12	1.31
tblVehicleEF	MHD	141.40	56.75
tblVehicleEF	MHD	1,144.82	1,086.34
tblVehicleEF	MHD	60.68	12.86
tblVehicleEF	MHD	0.54	0.43
tblVehicleEF	MHD	1.18	1.96

tblVehicleEF	MHD	2.3000e-004	1.4510e-003
tblVehicleEF	MHD	5.5730e-003	0.05
tblVehicleEF	MHD	7.9300e-004	1.1900e-004
tblVehicleEF	MHD	2.2000e-004	1.3880e-003
tblVehicleEF	MHD	5.3290e-003	0.05
tblVehicleEF	MHD	7.2900e-004	1.0900e-004
tblVehicleEF	MHD	1.1360e-003	4.8700e-004
tblVehicleEF	MHD	0.04	0.02
tblVehicleEF	MHD	0.03	0.02
tblVehicleEF	MHD	7.3800e-004	3.2900e-004
tblVehicleEF	MHD	0.04	0.09
tblVehicleEF	MHD	0.02	0.10
tblVehicleEF	MHD	0.38	0.06
tblVehicleEF	MHD	1.3610e-003	5.4000e-004
tblVehicleEF	MHD	0.01	0.01
tblVehicleEF	MHD	7.1400e-004	1.2700e-004
tblVehicleEF	MHD	1.1360e-003	4.8700e-004
tblVehicleEF	MHD	0.04	0.02
tblVehicleEF	MHD	0.04	0.03
tblVehicleEF	MHD	7.3800e-004	3.2900e-004
tblVehicleEF	MHD	0.05	0.11
tblVehicleEF	MHD	0.02	0.10
tblVehicleEF	MHD	0.41	0.07
tblVehicleEF	MHD	0.02	4.6520e-003
tblVehicleEF	MHD	4.2610e-003	5.6470e-003
tblVehicleEF	MHD	0.05	0.01
tblVehicleEF	MHD	0.26	0.31

tblVehicleEF	MHD	0.34	0.51
tblVehicleEF	MHD	5.83	1.25
tblVehicleEF	MHD	149.77	57.73
tblVehicleEF	MHD	1,144.82	1,086.35
tblVehicleEF	MHD	60.68	12.75
tblVehicleEF	MHD	0.56	0.43
tblVehicleEF	MHD	1.12	1.85
tblVehicleEF	MHD	1.9400e-004	1.2250e-003
tblVehicleEF	MHD	5.5730e-003	0.05
tblVehicleEF	MHD	7.9300e-004	1.1900e-004
tblVehicleEF	MHD	1.8500e-004	1.1720e-003
tblVehicleEF	MHD	5.3290e-003	0.05
tblVehicleEF	MHD	7.2900e-004	1.0900e-004
tblVehicleEF	MHD	1.6040e-003	6.8900e-004
tblVehicleEF	MHD	0.05	0.02
tblVehicleEF	MHD	0.02	0.02
tblVehicleEF	MHD	1.0240e-003	4.5600e-004
tblVehicleEF	MHD	0.04	0.09
tblVehicleEF	MHD	0.02	0.09
tblVehicleEF	MHD	0.36	0.06
tblVehicleEF	MHD	1.4400e-003	5.5000e-004
tblVehicleEF	MHD	0.01	0.01
tblVehicleEF	MHD	7.0900e-004	1.2600e-004
tblVehicleEF	MHD	1.6040e-003	6.8900e-004
tblVehicleEF	MHD	0.05	0.02
tblVehicleEF	MHD	0.03	0.03
tblVehicleEF	MHD	1.0240e-003	4.5600e-004

tblVehicleEF	MHD	0.05	0.11
tblVehicleEF	MHD	0.02	0.09
tblVehicleEF	MHD	0.40	0.06
tblVehicleEF	MHD	0.02	5.2900e-003
tblVehicleEF	MHD	4.1930e-003	5.5990e-003
tblVehicleEF	MHD	0.05	0.01
tblVehicleEF	MHD	0.50	0.50
tblVehicleEF	MHD	0.33	0.51
tblVehicleEF	MHD	6.17	1.32
tblVehicleEF	MHD	129.83	55.39
tblVehicleEF	MHD	1,144.82	1,086.34
tblVehicleEF	MHD	60.68	12.88
tblVehicleEF	MHD	0.52	0.42
tblVehicleEF	MHD	1.16	1.92
tblVehicleEF	MHD	2.8000e-004	1.7620e-003
tblVehicleEF	MHD	5.5730e-003	0.05
tblVehicleEF	MHD	7.9300e-004	1.1900e-004
tblVehicleEF	MHD	2.6800e-004	1.6860e-003
tblVehicleEF	MHD	5.3290e-003	0.05
tblVehicleEF	MHD	7.2900e-004	1.0900e-004
tblVehicleEF	MHD	1.1820e-003	4.9800e-004
tblVehicleEF	MHD	0.05	0.02
tblVehicleEF	MHD	0.03	0.03
tblVehicleEF	MHD	7.5300e-004	3.3100e-004
tblVehicleEF	MHD	0.04	0.09
tblVehicleEF	MHD	0.02	0.11
tblVehicleEF	MHD	0.38	0.06

tblVehicleEF	MHD	1.2520e-003	5.2700e-004
tblVehicleEF	MHD	0.01	0.01
tblVehicleEF	MHD	7.1500e-004	1.2700e-004
tblVehicleEF	MHD	1.1820e-003	4.9800e-004
tblVehicleEF	MHD	0.05	0.02
tblVehicleEF	MHD	0.04	0.03
tblVehicleEF	MHD	7.5300e-004	3.3100e-004
tblVehicleEF	MHD	0.05	0.11
tblVehicleEF	MHD	0.02	0.11
tblVehicleEF	MHD	0.42	0.07
tblVehicleEF	OBUS	0.01	9.0600e-003
tblVehicleEF	OBUS	8.4360e-003	9.3580e-003
tblVehicleEF	OBUS	0.03	0.02
tblVehicleEF	OBUS	0.28	0.55
tblVehicleEF	OBUS	0.58	1.01
tblVehicleEF	OBUS	5.60	2.44
tblVehicleEF	OBUS	84.68	84.33
tblVehicleEF	OBUS	1,226.51	1,422.10
tblVehicleEF	OBUS	69.78	20.28
tblVehicleEF	OBUS	0.42	0.52
tblVehicleEF	OBUS	1.44	1.85
tblVehicleEF	OBUS	1.4500e-004	2.0430e-003
tblVehicleEF	OBUS	7.3790e-003	0.04
tblVehicleEF	OBUS	8.3400e-004	1.9500e-004
tblVehicleEF	OBUS	1.3900e-004	1.9550e-003
tblVehicleEF	OBUS	7.0420e-003	0.03
tblVehicleEF	OBUS	7.6700e-004	1.7900e-004

tblVehicleEF	OBUS	1.4250e-003	1.8490e-003
tblVehicleEF	OBUS	0.02	0.02
tblVehicleEF	OBUS	0.04	0.06
tblVehicleEF	OBUS	7.6500e-004	9.7800e-004
tblVehicleEF	OBUS	0.06	0.10
tblVehicleEF	OBUS	0.04	0.23
tblVehicleEF	OBUS	0.35	0.12
tblVehicleEF	OBUS	8.2000e-004	8.0300e-004
tblVehicleEF	OBUS	0.01	0.01
tblVehicleEF	OBUS	7.9600e-004	2.0100e-004
tblVehicleEF	OBUS	1.4250e-003	1.8490e-003
tblVehicleEF	OBUS	0.02	0.02
tblVehicleEF	OBUS	0.05	0.08
tblVehicleEF	OBUS	7.6500e-004	9.7800e-004
tblVehicleEF	OBUS	0.07	0.12
tblVehicleEF	OBUS	0.04	0.23
tblVehicleEF	OBUS	0.39	0.13
tblVehicleEF	OBUS	0.01	9.0790e-003
tblVehicleEF	OBUS	8.5800e-003	9.4940e-003
tblVehicleEF	OBUS	0.03	0.02
tblVehicleEF	OBUS	0.26	0.53
tblVehicleEF	OBUS	0.58	1.02
tblVehicleEF	OBUS	5.31	2.31
tblVehicleEF	OBUS	88.70	84.93
tblVehicleEF	OBUS	1,226.51	1,422.12
tblVehicleEF	OBUS	69.78	20.06
tblVehicleEF	OBUS	0.43	0.52

tblVehicleEF	OBUS	1.35	1.74
tblVehicleEF	OBUS	1.2200e-004	1.7270e-003
tblVehicleEF	OBUS	7.3790e-003	0.04
tblVehicleEF	OBUS	8.3400e-004	1.9500e-004
tblVehicleEF	OBUS	1.1700e-004	1.6520e-003
tblVehicleEF	OBUS	7.0420e-003	0.03
tblVehicleEF	OBUS	7.6700e-004	1.7900e-004
tblVehicleEF	OBUS	1.9610e-003	2.5310e-003
tblVehicleEF	OBUS	0.02	0.02
tblVehicleEF	OBUS	0.04	0.06
tblVehicleEF	OBUS	1.0530e-003	1.3340e-003
tblVehicleEF	OBUS	0.06	0.10
tblVehicleEF	OBUS	0.04	0.22
tblVehicleEF	OBUS	0.34	0.11
tblVehicleEF	OBUS	8.5900e-004	8.0900e-004
tblVehicleEF	OBUS	0.01	0.01
tblVehicleEF	OBUS	7.9100e-004	1.9900e-004
tblVehicleEF	OBUS	1.9610e-003	2.5310e-003
tblVehicleEF	OBUS	0.02	0.02
tblVehicleEF	OBUS	0.05	0.08
tblVehicleEF	OBUS	1.0530e-003	1.3340e-003
tblVehicleEF	OBUS	0.07	0.12
tblVehicleEF	OBUS	0.04	0.22
tblVehicleEF	OBUS	0.37	0.13
tblVehicleEF	OBUS	0.01	9.0540e-003
tblVehicleEF	OBUS	8.3930e-003	9.3190e-003
tblVehicleEF	OBUS	0.03	0.02

tblVehicleEF	OBUS	0.29	0.59
tblVehicleEF	OBUS	0.57	1.00
tblVehicleEF	OBUS	5.64	2.46
tblVehicleEF	OBUS	79.14	83.50
tblVehicleEF	OBUS	1,226.51	1,422.09
tblVehicleEF	OBUS	69.78	20.31
tblVehicleEF	OBUS	0.40	0.52
tblVehicleEF	OBUS	1.41	1.81
tblVehicleEF	OBUS	1.7600e-004	2.4810e-003
tblVehicleEF	OBUS	7.3790e-003	0.04
tblVehicleEF	OBUS	8.3400e-004	1.9500e-004
tblVehicleEF	OBUS	1.6900e-004	2.3730e-003
tblVehicleEF	OBUS	7.0420e-003	0.03
tblVehicleEF	OBUS	7.6700e-004	1.7900e-004
tblVehicleEF	OBUS	1.4580e-003	1.9070e-003
tblVehicleEF	OBUS	0.02	0.02
tblVehicleEF	OBUS	0.04	0.06
tblVehicleEF	OBUS	7.6200e-004	9.8200e-004
tblVehicleEF	OBUS	0.06	0.10
tblVehicleEF	OBUS	0.04	0.24
tblVehicleEF	OBUS	0.36	0.12
tblVehicleEF	OBUS	7.6700e-004	7.9500e-004
tblVehicleEF	OBUS	0.01	0.01
tblVehicleEF	OBUS	7.9700e-004	2.0100e-004
tblVehicleEF	OBUS	1.4580e-003	1.9070e-003
tblVehicleEF	OBUS	0.02	0.02
tblVehicleEF	OBUS	0.05	0.08

tblVehicleEF	OBUS	7.6200e-004	9.8200e-004
tblVehicleEF	OBUS	0.07	0.12
tblVehicleEF	OBUS	0.04	0.24
tblVehicleEF	OBUS	0.39	0.13
tblVehicleEF	SBUS	0.87	0.07
tblVehicleEF	SBUS	0.02	0.01
tblVehicleEF	SBUS	0.09	7.1320e-003
tblVehicleEF	SBUS	8.16	2.80
tblVehicleEF	SBUS	1.19	1.03
tblVehicleEF	SBUS	9.61	1.02
tblVehicleEF	SBUS	1,131.05	356.18
tblVehicleEF	SBUS	1,090.69	1,128.82
tblVehicleEF	SBUS	54.18	5.79
tblVehicleEF	SBUS	9.79	3.82
tblVehicleEF	SBUS	4.65	6.33
tblVehicleEF	SBUS	0.01	6.3360e-003
tblVehicleEF	SBUS	0.01	0.01
tblVehicleEF	SBUS	0.03	0.04
tblVehicleEF	SBUS	9.3500e-004	6.5000e-005
tblVehicleEF	SBUS	0.01	6.0620e-003
tblVehicleEF	SBUS	2.6810e-003	2.6580e-003
tblVehicleEF	SBUS	0.02	0.04
tblVehicleEF	SBUS	8.6000e-004	6.0000e-005
tblVehicleEF	SBUS	3.6480e-003	1.1350e-003
tblVehicleEF	SBUS	0.04	0.01
tblVehicleEF	SBUS	0.98	0.34
tblVehicleEF	SBUS	1.9360e-003	5.7500e-004

tblVehicleEF	SBUS	0.13	0.14
tblVehicleEF	SBUS	0.02	0.07
tblVehicleEF	SBUS	0.51	0.04
tblVehicleEF	SBUS	0.01	3.4000e-003
tblVehicleEF	SBUS	0.01	0.01
tblVehicleEF	SBUS	7.0800e-004	5.7000e-005
tblVehicleEF	SBUS	3.6480e-003	1.1350e-003
tblVehicleEF	SBUS	0.04	0.01
tblVehicleEF	SBUS	1.42	0.48
tblVehicleEF	SBUS	1.9360e-003	5.7500e-004
tblVehicleEF	SBUS	0.16	0.17
tblVehicleEF	SBUS	0.02	0.07
tblVehicleEF	SBUS	0.56	0.05
tblVehicleEF	SBUS	0.87	0.07
tblVehicleEF	SBUS	0.02	0.01
tblVehicleEF	SBUS	0.08	6.4080e-003
tblVehicleEF	SBUS	8.04	2.75
tblVehicleEF	SBUS	1.21	1.05
tblVehicleEF	SBUS	7.94	0.84
tblVehicleEF	SBUS	1,182.37	367.48
tblVehicleEF	SBUS	1,090.69	1,128.85
tblVehicleEF	SBUS	54.18	5.50
tblVehicleEF	SBUS	10.10	3.93
tblVehicleEF	SBUS	4.39	5.98
tblVehicleEF	SBUS	8.9100e-003	5.3460e-003
tblVehicleEF	SBUS	0.01	0.01
tblVehicleEF	SBUS	0.03	0.04

tblVehicleEF	SBUS	9.3500e-004	6.5000e-005
tblVehicleEF	SBUS	8.5240e-003	5.1150e-003
tblVehicleEF	SBUS	2.6810e-003	2.6580e-003
tblVehicleEF	SBUS	0.02	0.04
tblVehicleEF	SBUS	8.6000e-004	6.0000e-005
tblVehicleEF	SBUS	4.9860e-003	1.5480e-003
tblVehicleEF	SBUS	0.04	0.01
tblVehicleEF	SBUS	0.98	0.34
tblVehicleEF	SBUS	2.6570e-003	7.8500e-004
tblVehicleEF	SBUS	0.13	0.14
tblVehicleEF	SBUS	0.01	0.06
tblVehicleEF	SBUS	0.46	0.04
tblVehicleEF	SBUS	0.01	3.5060e-003
tblVehicleEF	SBUS	0.01	0.01
tblVehicleEF	SBUS	6.8100e-004	5.4000e-005
tblVehicleEF	SBUS	4.9860e-003	1.5480e-003
tblVehicleEF	SBUS	0.04	0.01
tblVehicleEF	SBUS	1.42	0.48
tblVehicleEF	SBUS	2.6570e-003	7.8500e-004
tblVehicleEF	SBUS	0.16	0.17
tblVehicleEF	SBUS	0.01	0.06
tblVehicleEF	SBUS	0.50	0.04
tblVehicleEF	SBUS	0.87	0.07
tblVehicleEF	SBUS	0.02	0.01
tblVehicleEF	SBUS	0.09	7.2360e-003
tblVehicleEF	SBUS	8.33	2.86
tblVehicleEF	SBUS	1.18	1.03

tblVehicleEF	SBUS	9.77	1.03
tblVehicleEF	SBUS	1,060.18	340.58
tblVehicleEF	SBUS	1,090.69	1,128.81
tblVehicleEF	SBUS	54.18	5.82
tblVehicleEF	SBUS	9.36	3.67
tblVehicleEF	SBUS	4.57	6.22
tblVehicleEF	SBUS	0.01	7.7020e-003
tblVehicleEF	SBUS	0.01	0.01
tblVehicleEF	SBUS	0.03	0.04
tblVehicleEF	SBUS	9.3500e-004	6.5000e-005
tblVehicleEF	SBUS	0.01	7.3690e-003
tblVehicleEF	SBUS	2.6810e-003	2.6580e-003
tblVehicleEF	SBUS	0.02	0.04
tblVehicleEF	SBUS	8.6000e-004	6.0000e-005
tblVehicleEF	SBUS	3.6990e-003	1.1730e-003
tblVehicleEF	SBUS	0.04	0.01
tblVehicleEF	SBUS	0.99	0.34
tblVehicleEF	SBUS	1.8970e-003	5.6800e-004
tblVehicleEF	SBUS	0.13	0.14
tblVehicleEF	SBUS	0.02	0.09
tblVehicleEF	SBUS	0.51	0.04
tblVehicleEF	SBUS	0.01	3.2520e-003
tblVehicleEF	SBUS	0.01	0.01
tblVehicleEF	SBUS	7.1100e-004	5.8000e-005
tblVehicleEF	SBUS	3.6990e-003	1.1730e-003
tblVehicleEF	SBUS	0.04	0.01
tblVehicleEF	SBUS	1.42	0.48

tblVehicleEF	SBUS	1.8970e-003	5.6800e-004
tblVehicleEF	SBUS	0.16	0.17
tblVehicleEF	SBUS	0.02	0.09
tblVehicleEF	SBUS	0.56	0.05
tblVehicleEF	UBUS	1.93	7.28
tblVehicleEF	UBUS	0.07	0.03
tblVehicleEF	UBUS	8.96	27.90
tblVehicleEF	UBUS	13.19	1.81
tblVehicleEF	UBUS	1,828.32	2,044.63
tblVehicleEF	UBUS	133.38	22.76
tblVehicleEF	UBUS	4.82	4.04
tblVehicleEF	UBUS	0.53	0.08
tblVehicleEF	UBUS	0.01	0.03
tblVehicleEF	UBUS	0.04	5.2920e-003
tblVehicleEF	UBUS	1.1810e-003	4.0000e-005
tblVehicleEF	UBUS	0.23	0.03
tblVehicleEF	UBUS	3.0000e-003	7.5850e-003
tblVehicleEF	UBUS	0.04	5.0590e-003
tblVehicleEF	UBUS	1.0860e-003	3.6000e-005
tblVehicleEF	UBUS	6.1570e-003	2.6630e-003
tblVehicleEF	UBUS	0.10	0.03
tblVehicleEF	UBUS	3.6270e-003	1.8540e-003
tblVehicleEF	UBUS	0.53	0.11
tblVehicleEF	UBUS	0.03	0.21
tblVehicleEF	UBUS	0.96	0.15
tblVehicleEF	UBUS	8.6430e-003	4.3420e-003
tblVehicleEF	UBUS	1.5700e-003	2.2500e-004

tblVehicleEF	UBUS	6.1570e-003	2.6630e-003
tblVehicleEF	UBUS	0.10	0.03
tblVehicleEF	UBUS	3.6270e-003	1.8540e-003
tblVehicleEF	UBUS	2.52	7.44
tblVehicleEF	UBUS	0.03	0.21
tblVehicleEF	UBUS	1.05	0.16
tblVehicleEF	UBUS	1.94	7.28
tblVehicleEF	UBUS	0.07	0.03
tblVehicleEF	UBUS	9.02	27.90
tblVehicleEF	UBUS	11.63	1.61
tblVehicleEF	UBUS	1,828.32	2,044.63
tblVehicleEF	UBUS	133.38	22.40
tblVehicleEF	UBUS	4.53	4.03
tblVehicleEF	UBUS	0.53	0.08
tblVehicleEF	UBUS	0.01	0.03
tblVehicleEF	UBUS	0.04	5.2920e-003
tblVehicleEF	UBUS	1.1810e-003	4.0000e-005
tblVehicleEF	UBUS	0.23	0.03
tblVehicleEF	UBUS	3.0000e-003	7.5850e-003
tblVehicleEF	UBUS	0.04	5.0590e-003
tblVehicleEF	UBUS	1.0860e-003	3.6000e-005
tblVehicleEF	UBUS	8.2530e-003	3.6380e-003
tblVehicleEF	UBUS	0.10	0.03
tblVehicleEF	UBUS	4.8310e-003	2.4730e-003
tblVehicleEF	UBUS	0.53	0.11
tblVehicleEF	UBUS	0.03	0.19
tblVehicleEF	UBUS	0.89	0.14

tblVehicleEF	UBUS	8.6450e-003	4.3420e-003
tblVehicleEF	UBUS	1.5430e-003	2.2200e-004
tblVehicleEF	UBUS	8.2530e-003	3.6380e-003
tblVehicleEF	UBUS	0.10	0.03
tblVehicleEF	UBUS	4.8310e-003	2.4730e-003
tblVehicleEF	UBUS	2.53	7.44
tblVehicleEF	UBUS	0.03	0.19
tblVehicleEF	UBUS	0.98	0.15
tblVehicleEF	UBUS	1.93	7.28
tblVehicleEF	UBUS	0.07	0.03
tblVehicleEF	UBUS	8.95	27.90
tblVehicleEF	UBUS	13.46	1.85
tblVehicleEF	UBUS	1,828.32	2,044.63
tblVehicleEF	UBUS	133.38	22.82
tblVehicleEF	UBUS	4.73	4.04
tblVehicleEF	UBUS	0.53	0.08
tblVehicleEF	UBUS	0.01	0.03
tblVehicleEF	UBUS	0.04	5.2920e-003
tblVehicleEF	UBUS	1.1810e-003	4.0000e-005
tblVehicleEF	UBUS	0.23	0.03
tblVehicleEF	UBUS	3.0000e-003	7.5850e-003
tblVehicleEF	UBUS	0.04	5.0590e-003
tblVehicleEF	UBUS	1.0860e-003	3.6000e-005
tblVehicleEF	UBUS	6.9610e-003	2.5390e-003
tblVehicleEF	UBUS	0.12	0.03
tblVehicleEF	UBUS	3.8300e-003	1.7550e-003
tblVehicleEF	UBUS	0.52	0.11

tblVehicleEF	UBUS	0.04	0.26
tblVehicleEF	UBUS	0.98	0.15
tblVehicleEF	UBUS	8.6430e-003	4.3420e-003
tblVehicleEF	UBUS	1.5750e-003	2.2600e-004
tblVehicleEF	UBUS	6.9610e-003	2.5390e-003
tblVehicleEF	UBUS	0.12	0.03
tblVehicleEF	UBUS	3.8300e-003	1.7550e-003
tblVehicleEF	UBUS	2.52	7.44
tblVehicleEF	UBUS	0.04	0.26
tblVehicleEF	UBUS	1.07	0.16
tblVehicleTrips	CNW_TTP	41.00	0.00
tblVehicleTrips	CW_TTP	59.00	100.00
tblVehicleTrips	DV_TP	5.00	0.00
tblVehicleTrips	PB_TP	3.00	0.00
tblVehicleTrips	PR_TP	92.00	100.00
tblVehicleTrips	ST_TR	1.68	16.77
tblVehicleTrips	SU_TR	1.68	16.77
tblVehicleTrips	WD_TR	1.68	16.77

2.0 Emissions Summary

2.1 Overall Construction

Unmitigated Construction

	ROG	NOx	CO	SO2	Fugitive PM10	Exhaust PM10	PM10 Total	Fugitive PM2.5	Exhaust PM2.5	PM2.5 Total	Bio- CO2	NBio- CO2	Total CO2	CH4	N2O	CO2e
Year	tons/yr										MT/yr					
2021	0.0000	0.0000	0.0000	0.0000	0.0000	0.0000	0.0000	0.0000	0.0000	0.0000	0.0000	0.0000	0.0000	0.0000	0.0000	0.0000
Maximum	**0.0000**	**0.0000**	**0.0000**	**0.0000**	**0.0000**	**0.0000**	**0.0000**	**0.0000**	**0.0000**	**0.0000**	**0.0000**	**0.0000**	**0.0000**	**0.0000**	**0.0000**	**0.0000**

Mitigated Construction

	ROG	NOx	CO	SO2	Fugitive PM10	Exhaust PM10	PM10 Total	Fugitive PM2.5	Exhaust PM2.5	PM2.5 Total	Bio- CO2	NBio- CO2	Total CO2	CH4	N2O	CO2e
Year	tons/yr										MT/yr					
2021	0.0000	0.0000	0.0000	0.0000	0.0000	0.0000	0.0000	0.0000	0.0000	0.0000	0.0000	0.0000	0.0000	0.0000	0.0000	0.0000
Maximum	**0.0000**	**0.0000**	**0.0000**	**0.0000**	**0.0000**	**0.0000**	**0.0000**	**0.0000**	**0.0000**	**0.0000**	**0.0000**	**0.0000**	**0.0000**	**0.0000**	**0.0000**	**0.0000**

	ROG	**NOx**	**CO**	**SO2**	**Fugitive PM10**	**Exhaust PM10**	**PM10 Total**	**Fugitive PM2.5**	**Exhaust PM2.5**	**PM2.5 Total**	**Bio- CO2**	**NBio-CO2**	**Total CO2**	**CH4**	**N20**	**CO2e**
Percent Reduction	**0.00**	**0.00**	**0.00**	**0.00**	**0.00**	**0.00**	**0.00**	**0.00**	**0.00**	**0.00**	**0.00**	**0.00**	**0.00**	**0.00**	**0.00**	**0.00**

Quarter	Start Date	End Date	Maximum Unmitigated ROG + NOX (tons/quarter)	Maximum Mitigated ROG + NOX (tons/quarter)
		Highest		

2.2 Overall Operational

Unmitigated Operational

	ROG	NOx	CO	SO2	Fugitive PM10	Exhaust PM10	PM10 Total	Fugitive PM2.5	Exhaust PM2.5	PM2.5 Total	Bio- CO2	NBio- CO2	Total CO2	CH4	N2O	CO2e
Category	tons/yr										MT/yr					
Area	0.6435	1.5000e-004	0.0161	0.0000		6.0000e-005	6.0000e-005		6.0000e-005	6.0000e-005	0.0000	0.0313	0.0313	8.0000e-005	0.0000	0.0333
Energy	2.1700e-003	0.0197	0.0165	1.2000e-004		1.5000e-003	1.5000e-003		1.5000e-003	1.5000e-003	0.0000	212.8057	212.8057	8.3100e-003	2.0300e-003	213.6177
Mobile	1.0209	1.0282	15.4512	0.0493	5.4823	0.0295	5.5118	1.4552	0.0272	1.4824	0.0000	4,516.5325	4,516.5325	0.1047	0.0000	4,519.1506
Offroad	0.0249	0.2822	0.1413	5.8000e-004		9.5300e-003	9.5300e-003		8.7600e-003	8.7600e-003	0.0000	50.8406	50.8406	0.0164	0.0000	51.2516
Waste						0.0000	0.0000		0.0000	0.0000	27.6677	0.0000	27.6677	1.6351	0.0000	68.5455
Water						0.0000	0.0000		0.0000	0.0000	10.6379	139.1134	149.7514	1.0984	0.0270	185.2526
Total	**1.6915**	**1.3302**	**15.6251**	**0.0500**	**5.4823**	**0.0406**	**5.5229**	**1.4552**	**0.0375**	**1.4928**	**38.3056**	**4,919.3234**	**4,957.6290**	**2.8630**	**0.0290**	**5,037.8513**

2.2 Overall Operational

Mitigated Operational

	ROG	NOx	CO	SO2	Fugitive PM10	Exhaust PM10	PM10 Total	Fugitive PM2.5	Exhaust PM2.5	PM2.5 Total	Bio- CO2	NBio- CO2	Total CO2	CH4	N2O	CO2e
Category	tons/yr										MT/yr					
Area	0.6435	1.5000e-004	0.0161	0.0000		6.0000e-005	6.0000e-005		6.0000e-005	6.0000e-005	0.0000	0.0313	0.0313	8.0000e-005	0.0000	0.0333
Energy	2.1700e-003	0.0197	0.0165	1.2000e-004		1.5000e-003	1.5000e-003		1.5000e-003	1.5000e-003	0.0000	212.8057	212.8057	8.3100e-003	2.0300e-003	213.6177
Mobile	1.0209	1.0282	15.4512	0.0493	5.4823	0.0295	5.5118	1.4552	0.0272	1.4824	0.0000	4,516.5325	4,516.5325	0.1047	0.0000	4,519.1506
Offroad	0.0249	0.2822	0.1413	5.8000e-004		9.5300e-003	9.5300e-003		8.7600e-003	8.7600e-003	0.0000	50.8406	50.8406	0.0164	0.0000	51.2516
Waste						0.0000	0.0000		0.0000	0.0000	27.6677	0.0000	27.6677	1.6351	0.0000	68.5455
Water						0.0000	0.0000		0.0000	0.0000	10.6379	139.1134	149.7514	1.0984	0.0270	185.2526
Total	**1.6915**	**1.3302**	**15.6251**	**0.0500**	**5.4823**	**0.0406**	**5.5229**	**1.4552**	**0.0375**	**1.4928**	**38.3056**	**4,919.3234**	**4,957.6290**	**2.8630**	**0.0290**	**5,037.8513**

	ROG	**NOx**	**CO**	**SO2**	**Fugitive PM10**	**Exhaust PM10**	**PM10 Total**	**Fugitive PM2.5**	**Exhaust PM2.5**	**PM2.5 Total**	**Bio- CO2**	**NBio-CO2**	**Total CO2**	**CH4**	**N20**	**CO2e**
Percent Reduction	**0.00**	**0.00**	**0.00**	**0.00**	**0.00**	**0.00**	**0.00**	**0.00**	**0.00**	**0.00**	**0.00**	**0.00**	**0.00**	**0.00**	**0.00**	**0.00**

3.0 Construction Detail

Construction Phase

Phase Number	Phase Name	Phase Type	Start Date	End Date	Num Days Week	Num Days	Phase Description
1	Demolition	Demolition	1/4/2021	1/3/2021	5	0	

Acres of Grading (Site Preparation Phase): 0

Acres of Grading (Grading Phase): 0

Acres of Paving: 14.84

Residential Indoor: 0; Residential Outdoor: 0; Non-Residential Indoor: 0; Non-Residential Outdoor: 0; Striped Parking Area: 0 (Architectural Coating – sqft)

OffRoad Equipment

Phase Name	Offroad Equipment Type	Amount	Usage Hours	Horse Power	Load Factor
Demolition	Concrete/Industrial Saws	0	8.00	81	0.73
Demolition	Excavators	0	8.00	158	0.38
Demolition	Rubber Tired Dozers	0	8.00	247	0.40

Trips and VMT

Phase Name	Offroad Equipment Count	Worker Trip Number	Vendor Trip Number	Hauling Trip Number	Worker Trip Length	Vendor Trip Length	Hauling Trip Length	Worker Vehicle Class	Vendor Vehicle Class	Hauling Vehicle Class
Demolition	0	0.00	0.00	0.00	14.70	6.90	20.00	LD_Mix	HDT_Mix	HHDT

3.1 Mitigation Measures Construction

3.2 Demolition - 2021

Unmitigated Construction On-Site

	ROG	NOx	CO	SO2	Fugitive PM10	Exhaust PM10	PM10 Total	Fugitive PM2.5	Exhaust PM2.5	PM2.5 Total	Bio- CO2	NBio- CO2	Total CO2	CH4	N2O	CO2e
Category	tons/yr										MT/yr					
Off-Road	0.0000	0.0000	0.0000	0.0000	0.0000	0.0000	0.0000	0.0000	0.0000	0.0000	0.0000	0.0000	0.0000	0.0000	0.0000	0.0000
Total	**0.0000**	**0.0000**	**0.0000**	**0.0000**	**0.0000**	**0.0000**	**0.0000**	**0.0000**	**0.0000**	**0.0000**	**0.0000**	**0.0000**	**0.0000**	**0.0000**	**0.0000**	**0.0000**

Unmitigated Construction Off-Site

	ROG	NOx	CO	SO2	Fugitive PM10	Exhaust PM10	PM10 Total	Fugitive PM2.5	Exhaust PM2.5	PM2.5 Total	Bio- CO2	NBio- CO2	Total CO2	CH4	N2O	CO2e
Category	tons/yr										MT/yr					
Hauling	0.0000	0.0000	0.0000	0.0000	0.0000	0.0000	0.0000	0.0000	0.0000	0.0000	0.0000	0.0000	0.0000	0.0000	0.0000	0.0000
Vendor	0.0000	0.0000	0.0000	0.0000	0.0000	0.0000	0.0000	0.0000	0.0000	0.0000	0.0000	0.0000	0.0000	0.0000	0.0000	0.0000
Worker	0.0000	0.0000	0.0000	0.0000	0.0000	0.0000	0.0000	0.0000	0.0000	0.0000	0.0000	0.0000	0.0000	0.0000	0.0000	0.0000
Total	**0.0000**	**0.0000**	**0.0000**	**0.0000**	**0.0000**	**0.0000**	**0.0000**	**0.0000**	**0.0000**	**0.0000**	**0.0000**	**0.0000**	**0.0000**	**0.0000**	**0.0000**	**0.0000**

3.2 Demolition - 2021

Mitigated Construction On-Site

	ROG	NOx	CO	SO2	Fugitive PM10	Exhaust PM10	PM10 Total	Fugitive PM2.5	Exhaust PM2.5	PM2.5 Total	Bio- CO2	NBio- CO2	Total CO2	CH4	N2O	CO2e
Category	tons/yr										MT/yr					
Off-Road	0.0000	0.0000	0.0000	0.0000	0.0000	0.0000	0.0000	0.0000	0.0000	0.0000	0.0000	0.0000	0.0000	0.0000	0.0000	0.0000
Total	**0.0000**	**0.0000**	**0.0000**	**0.0000**	**0.0000**	**0.0000**	**0.0000**	**0.0000**	**0.0000**	**0.0000**	**0.0000**	**0.0000**	**0.0000**	**0.0000**	**0.0000**	**0.0000**

Mitigated Construction Off-Site

	ROG	NOx	CO	SO2	Fugitive PM10	Exhaust PM10	PM10 Total	Fugitive PM2.5	Exhaust PM2.5	PM2.5 Total	Bio- CO2	NBio- CO2	Total CO2	CH4	N2O	CO2e
Category	tons/yr										MT/yr					
Hauling	0.0000	0.0000	0.0000	0.0000	0.0000	0.0000	0.0000	0.0000	0.0000	0.0000	0.0000	0.0000	0.0000	0.0000	0.0000	0.0000
Vendor	0.0000	0.0000	0.0000	0.0000	0.0000	0.0000	0.0000	0.0000	0.0000	0.0000	0.0000	0.0000	0.0000	0.0000	0.0000	0.0000
Worker	0.0000	0.0000	0.0000	0.0000	0.0000	0.0000	0.0000	0.0000	0.0000	0.0000	0.0000	0.0000	0.0000	0.0000	0.0000	0.0000
Total	**0.0000**	**0.0000**	**0.0000**	**0.0000**	**0.0000**	**0.0000**	**0.0000**	**0.0000**	**0.0000**	**0.0000**	**0.0000**	**0.0000**	**0.0000**	**0.0000**	**0.0000**	**0.0000**

4.0 Operational Detail - Mobile

4.1 Mitigation Measures Mobile

	ROG	NOx	CO	SO2	Fugitive PM10	Exhaust PM10	PM10 Total	Fugitive PM2.5	Exhaust PM2.5	PM2.5 Total	Bio- CO2	NBio- CO2	Total CO2	CH4	N2O	CO2e
Category	tons/yr										MT/yr					
Mitigated	1.0209	1.0282	15.4512	0.0493	5.4823	0.0295	5.5118	1.4552	0.0272	1.4824	0.0000	4,516.5325	4,516.5325	0.1047	0.0000	4,519.1506
Unmitigated	1.0209	1.0282	15.4512	0.0493	5.4823	0.0295	5.5118	1.4552	0.0272	1.4824	0.0000	4,516.5325	4,516.5325	0.1047	0.0000	4,519.1506

4.2 Trip Summary Information

	Average Daily Trip Rate			Unmitigated	Mitigated
Land Use	Weekday	Saturday	Sunday	Annual VMT	Annual VMT
Other Asphalt Surfaces	0.00	0.00	0.00		
Parking Lot	0.00	0.00	0.00		
Unrefrigerated Warehouse-No Rail	2,432.01	2,432.01	2432.01	14,695,160	14,695,160
Total	2,432.01	2,432.01	2,432.01	14,695,160	14,695,160

4.3 Trip Type Information

	Miles			Trip %			Trip Purpose %		
Land Use	H-W or C-W	H-S or C-C	H-O or C-NW	H-W or C-W	H-S or C-C	H-O or C-NW	Primary	Diverted	Pass-by
Other Asphalt Surfaces	16.60	8.40	6.90	0.00	0.00	0.00	0	0	0
Parking Lot	16.60	8.40	6.90	0.00	0.00	0.00	0	0	0
Unrefrigerated Warehouse-No	16.60	8.40	6.90	100.00	0.00	0.00	100	0	0

4.4 Fleet Mix

Land Use	LDA	LDT1	LDT2	MDV	LHD1	LHD2	MHD	HHD	OBUS	UBUS	MCY	SBUS	MH
Other Asphalt Surfaces	0.558976	0.043534	0.209821	0.113949	0.016111	0.005791	0.025447	0.016654	0.001713	0.001553	0.004896	0.000590	0.000966
Parking Lot	0.558976	0.043534	0.209821	0.113949	0.016111	0.005791	0.025447	0.016654	0.001713	0.001553	0.004896	0.000590	0.000966
Unrefrigerated Warehouse-No Rail	0.603500	0.047000	0.226500	0.123000	0.000000	0.000000	0.000000	0.000000	0.000000	0.000000	0.000000	0.000000	0.000000

5.0 Energy Detail

Historical Energy Use: N

5.1 Mitigation Measures Energy

	ROG	NOx	CO	SO2	Fugitive PM10	Exhaust PM10	PM10 Total	Fugitive PM2.5	Exhaust PM2.5	PM2.5 Total	Bio- CO2	NBio- CO2	Total CO2	CH4	N2O	CO2e
Category	tons/yr										MT/yr					
Electricity Mitigated						0.0000	0.0000		0.0000	0.0000	0.0000	191.3715	191.3715	7.9000e-003	1.6300e-003	192.0562
Electricity Unmitigated						0.0000	0.0000		0.0000	0.0000	0.0000	191.3715	191.3715	7.9000e-003	1.6300e-003	192.0562
NaturalGas Mitigated	2.1700e-003	0.0197	0.0165	1.2000e-004		1.5000e-003	1.5000e-003		1.5000e-003	1.5000e-003	0.0000	21.4342	21.4342	4.1000e-004	3.9000e-004	21.5615
NaturalGas Unmitigated	2.1700e-003	0.0197	0.0165	1.2000e-004		1.5000e-003	1.5000e-003		1.5000e-003	1.5000e-003	0.0000	21.4342	21.4342	4.1000e-004	3.9000e-004	21.5615

5.2 Energy by Land Use - NaturalGas

Unmitigated

	NaturalGas Use	ROG	NOx	CO	SO2	Fugitive PM10	Exhaust PM10	PM10 Total	Fugitive PM2.5	Exhaust PM2.5	PM2.5 Total	Bio- CO2	NBio- CO2	Total CO2	CH4	N2O	CO2e
Land Use	kBTU/yr	tons/yr										MT/yr					
Other Asphalt Surfaces	0	0.0000	0.0000	0.0000	0.0000		0.0000	0.0000		0.0000	0.0000	0.0000	0.0000	0.0000	0.0000	0.0000	0.0000
Parking Lot	0	0.0000	0.0000	0.0000	0.0000		0.0000	0.0000		0.0000	0.0000	0.0000	0.0000	0.0000	0.0000	0.0000	0.0000
Unrefrigerated Warehouse-No Rail	401661	2.1700e-003	0.0197	0.0165	1.2000e-004		1.5000e-003	1.5000e-003		1.5000e-003	1.5000e-003	0.0000	21.4342	21.4342	4.1000e-004	3.9000e-004	21.5615
Total		**2.1700e-003**	**0.0197**	**0.0165**	**1.2000e-004**		**1.5000e-003**	**1.5000e-003**		**1.5000e-003**	**1.5000e-003**	**0.0000**	**21.4342**	**21.4342**	**4.1000e-004**	**3.9000e-004**	**21.5615**

Mitigated

	NaturalGas Use	ROG	NOx	CO	SO2	Fugitive PM10	Exhaust PM10	PM10 Total	Fugitive PM2.5	Exhaust PM2.5	PM2.5 Total	Bio- CO2	NBio- CO2	Total CO2	CH4	N2O	CO2e
Land Use	kBTU/yr	tons/yr										MT/yr					
Other Asphalt Surfaces	0	0.0000	0.0000	0.0000	0.0000		0.0000	0.0000		0.0000	0.0000	0.0000	0.0000	0.0000	0.0000	0.0000	0.0000
Parking Lot	0	0.0000	0.0000	0.0000	0.0000		0.0000	0.0000		0.0000	0.0000	0.0000	0.0000	0.0000	0.0000	0.0000	0.0000
Unrefrigerated Warehouse-No Rail	401661	2.1700e-003	0.0197	0.0165	1.2000e-004		1.5000e-003	1.5000e-003		1.5000e-003	1.5000e-003	0.0000	21.4342	21.4342	4.1000e-004	3.9000e-004	21.5615
Total		**2.1700e-003**	**0.0197**	**0.0165**	**1.2000e-004**		**1.5000e-003**	**1.5000e-003**		**1.5000e-003**	**1.5000e-003**	**0.0000**	**21.4342**	**21.4342**	**4.1000e-004**	**3.9000e-004**	**21.5615**

5.3 Energy by Land Use - Electricity

Unmitigated

	Electricity Use	Total CO2	CH4	N2O	CO2e
Land Use	kWh/yr	MT/yr			
Other Asphalt Surfaces	0	0.0000	0.0000	0.0000	0.0000
Parking Lot	109060	34.7489	1.4300e-003	3.0000e-004	34.8732
Unrefrigerated Warehouse-No Rail	491564	156.6227	6.4700e-003	1.3400e-003	157.1830
Total		**191.3715**	**7.9000e-003**	**1.6400e-003**	**192.0562**

Mitigated

	Electricity Use	Total CO2	CH4	N2O	CO2e
Land Use	kWh/yr	MT/yr			
Other Asphalt Surfaces	0	0.0000	0.0000	0.0000	0.0000
Parking Lot	109060	34.7489	1.4300e-003	3.0000e-004	34.8732
Unrefrigerated Warehouse-No Rail	491564	156.6227	6.4700e-003	1.3400e-003	157.1830
Total		**191.3715**	**7.9000e-003**	**1.6400e-003**	**192.0562**

6.0 Area Detail

6.1 Mitigation Measures Area

	ROG	NOx	CO	SO2	Fugitive PM10	Exhaust PM10	PM10 Total	Fugitive PM2.5	Exhaust PM2.5	PM2.5 Total	Bio- CO2	NBio- CO2	Total CO2	CH4	N2O	CO2e
Category	tons/yr										MT/yr					
Mitigated	0.6435	1.5000e-004	0.0161	0.0000		6.0000e-005	6.0000e-005		6.0000e-005	6.0000e-005	0.0000	0.0313	0.0313	8.0000e-005	0.0000	0.0333
Unmitigated	0.6435	1.5000e-004	0.0161	0.0000		6.0000e-005	6.0000e-005		6.0000e-005	6.0000e-005	0.0000	0.0313	0.0313	8.0000e-005	0.0000	0.0333

6.2 Area by SubCategory

Unmitigated

	ROG	NOx	CO	SO2	Fugitive PM10	Exhaust PM10	PM10 Total	Fugitive PM2.5	Exhaust PM2.5	PM2.5 Total	Bio- CO2	NBio- CO2	Total CO2	CH4	N2O	CO2e
SubCategory	tons/yr										MT/yr					
Architectural Coating	0.0762					0.0000	0.0000		0.0000	0.0000	0.0000	0.0000	0.0000	0.0000	0.0000	0.0000
Consumer Products	0.5658					0.0000	0.0000		0.0000	0.0000	0.0000	0.0000	0.0000	0.0000	0.0000	0.0000
Landscaping	1.5100e-003	1.5000e-004	0.0161	0.0000		6.0000e-005	6.0000e-005		6.0000e-005	6.0000e-005	0.0000	0.0313	0.0313	8.0000e-005	0.0000	0.0333
Total	**0.6435**	**1.5000e-004**	**0.0161**	**0.0000**		**6.0000e-005**	**6.0000e-005**		**6.0000e-005**	**6.0000e-005**	**0.0000**	**0.0313**	**0.0313**	**8.0000e-005**	**0.0000**	**0.0333**

Mitigated

	ROG	NOx	CO	SO2	Fugitive PM10	Exhaust PM10	PM10 Total	Fugitive PM2.5	Exhaust PM2.5	PM2.5 Total	Bio- CO2	NBio- CO2	Total CO2	CH4	N2O	CO2e
SubCategory	tons/yr										MT/yr					
Architectural Coating	0.0762					0.0000	0.0000		0.0000	0.0000	0.0000	0.0000	0.0000	0.0000	0.0000	0.0000
Consumer Products	0.5658					0.0000	0.0000		0.0000	0.0000	0.0000	0.0000	0.0000	0.0000	0.0000	0.0000
Landscaping	1.5100e-003	1.5000e-004	0.0161	0.0000		6.0000e-005	6.0000e-005		6.0000e-005	6.0000e-005	0.0000	0.0313	0.0313	8.0000e-005	0.0000	0.0333
Total	**0.6435**	**1.5000e-004**	**0.0161**	**0.0000**		**6.0000e-005**	**6.0000e-005**		**6.0000e-005**	**6.0000e-005**	**0.0000**	**0.0313**	**0.0313**	**8.0000e-005**	**0.0000**	**0.0333**

7.0 Water Detail

7.1 Mitigation Measures Water

	Total CO2	CH4	N2O	CO2e
Category	MT/yr			
Mitigated	149.7514	1.0984	0.0270	185.2526
Unmitigated	149.7514	1.0984	0.0270	185.2526

7.2 Water by Land Use

Unmitigated

	Indoor/Outdoor Use	Total CO2	CH4	N2O	CO2e
Land Use	Mgal	MT/yr			
Other Asphalt Surfaces	0 / 0	0.0000	0.0000	0.0000	0.0000
Parking Lot	0 / 0	0.0000	0.0000	0.0000	0.0000
Unrefrigerated Warehouse-No Rail	33.5313 / 0	149.7514	1.0984	0.0270	185.2526
Total		**149.7514**	**1.0984**	**0.0270**	**185.2526**

7.2 Water by Land Use

Mitigated

	Indoor/Outdoor Use	Total CO2	CH4	N2O	CO2e
Land Use	Mgal	MT/yr			
Other Asphalt Surfaces	0 / 0	0.0000	0.0000	0.0000	0.0000
Parking Lot	0 / 0	0.0000	0.0000	0.0000	0.0000
Unrefrigerated Warehouse-No Rail	33.5313 / 0	149.7514	1.0984	0.0270	185.2526
Total		**149.7514**	**1.0984**	**0.0270**	**185.2526**

8.0 Waste Detail

8.1 Mitigation Measures Waste

Category/Year

	Total CO2	CH4	N2O	CO2e
	MT/yr			
Mitigated	27.6677	1.6351	0.0000	68.5455
Unmitigated	27.6677	1.6351	0.0000	68.5455

8.2 Waste by Land Use

Unmitigated

	Waste Disposed	Total CO2	CH4	N2O	CO2e
Land Use	tons	MT/yr			
Other Asphalt Surfaces	0	0.0000	0.0000	0.0000	0.0000
Parking Lot	0	0.0000	0.0000	0.0000	0.0000
Unrefrigerated Warehouse-No Rail	136.3	27.6677	1.6351	0.0000	68.5455
Total		**27.6677**	**1.6351**	**0.0000**	**68.5455**

8.2 Waste by Land Use

Mitigated

	Waste Disposed	Total CO2	CH4	N2O	CO2e
Land Use	tons	MT/yr			
Other Asphalt Surfaces	0	0.0000	0.0000	0.0000	0.0000
Parking Lot	0	0.0000	0.0000	0.0000	0.0000
Unrefrigerated Warehouse-No Rail	136.3	27.6677	1.6351	0.0000	68.5455
Total		**27.6677**	**1.6351**	**0.0000**	**68.5455**

9.0 Operational Offroad

Equipment Type	Number	Hours/Day	Days/Year	Horse Power	Load Factor	Fuel Type
Tractors/Loaders/Backhoes	1	4.00	365	200	0.37	CNG

UnMitigated/Mitigated

	ROG	NOx	CO	SO2	Fugitive PM10	Exhaust PM10	PM10 Total	Fugitive PM2.5	Exhaust PM2.5	PM2.5 Total	Bio- CO2	NBio- CO2	Total CO2	CH4	N2O	CO2e
Equipment Type	tons/yr										MT/yr					
Tractors/Loaders/ Backhoes	0.0249	0.2822	0.1413	5.8000e-004		9.5300e-003	9.5300e-003		8.7600e-003	8.7600e-003	0.0000	50.8406	50.8406	0.0164	0.0000	51.2516
Total	**0.0249**	**0.2822**	**0.1413**	**5.8000e-004**		**9.5300e-003**	**9.5300e-003**		**8.7600e-003**	**8.7600e-003**	**0.0000**	**50.8406**	**50.8406**	**0.0164**	**0.0000**	**51.2516**

10.0 Stationary Equipment

Fire Pumps and Emergency Generators

Equipment Type	Number	Hours/Day	Hours/Year	Horse Power	Load Factor	Fuel Type

Boilers

Equipment Type	Number	Heat Input/Day	Heat Input/Year	Boiler Rating	Fuel Type

User Defined Equipment

Equipment Type	Number

11.0 Vegetation

This page intentionally left blank

APPENDIX 3.3:

CALEEMOD PROJECT ANNUAL OPERATIONAL (TRUCKS) EMISSIONS MODEL OUTPUTS

Katella Avenue - Amazon Option (Operations - Trucks)

Orange County, Annual

1.0 Project Characteristics

1.1 Land Usage

Land Uses	Size	Metric	Lot Acreage	Floor Surface Area	Population
Unrefrigerated Warehouse-No Rail	145.00	1000sqft	3.33	145,004.00	0
Other Asphalt Surfaces	335.03	1000sqft	7.69	335,028.00	0
Parking Lot	779.00	Space	7.15	311,600.00	0

1.2 Other Project Characteristics

Urbanization	Urban	**Wind Speed (m/s)**	2.2	**Precipitation Freq (Days)**	30
Climate Zone	8			**Operational Year**	2021
Utility Company	Southern California Edison				
CO2 Intensity (lb/MWhr)	702.44	**CH4 Intensity (lb/MWhr)**	0.029	**N2O Intensity (lb/MWhr)**	0.006

1.3 User Entered Comments & Non-Default Data

Katella Avenue - Amazon Option (Operations - Trucks) - Orange County, Annual

Project Characteristics -

Land Use - Total Project Area (minus 180,000 sf corporate headquarters) is approximately 18.17 acres.

Construction Phase - Operations Run Only.

Off-road Equipment - Operations Run Only.

Trips and VMT - Operations Run Only.

Vehicle Trips - Trip Characteristics based on information provided in the Katella Avenue Amazon Facility Traffic Impact Analysis by Urban Crossroads, Inc.

Energy Use - The project will design building shells and building components to meet 2019 Title 24 Standards which expects 30% less energy for nonresidential uses

Operational Off-Road Equipment - Based on SCAQMD High Cube Warehouse Truck Trip Study White Paper Summary of Busniess Survey Results (2014)

Fleet Mix - Truck Fleet Mix based on information provided in the TIA.

Vehicle Emission Factors - EMFAC2017

Vehicle Emission Factors - EMFAC2017

Vehicle Emission Factors - EMFAC2017

Table Name	Column Name	Default Value	New Value
tblConstructionPhase	NumDays	20.00	0.00
tblEnergyUse	LightingElect	1.96	1.37
tblEnergyUse	T24E	0.59	0.41
tblEnergyUse	T24NG	3.88	2.72
tblFleetMix	HHD	0.02	1.00
tblFleetMix	LDA	0.56	0.00
tblFleetMix	LDT1	0.04	0.00
tblFleetMix	LDT2	0.21	0.00
tblFleetMix	LHD1	0.02	0.00
tblFleetMix	LHD2	5.7910e-003	0.00
tblFleetMix	MCY	4.8960e-003	0.00
tblFleetMix	MDV	0.11	0.00
tblFleetMix	MH	9.6600e-004	0.00

tblFleetMix	MHD	0.03	0.00
tblFleetMix	OBUS	1.7130e-003	0.00
tblFleetMix	SBUS	5.9000e-004	0.00
tblFleetMix	UBUS	1.5530e-003	0.00
tblLandUse	LotAcreage	7.01	7.15
tblOffRoadEquipment	OffRoadEquipmentUnitAmount	1.00	0.00
tblOffRoadEquipment	OffRoadEquipmentUnitAmount	3.00	0.00
tblOffRoadEquipment	OffRoadEquipmentUnitAmount	2.00	0.00
tblOperationalOffRoadEquipment	OperDaysPerYear	260.00	365.00
tblOperationalOffRoadEquipment	OperFuelType	Diesel	CNG
tblOperationalOffRoadEquipment	OperHorsePower	97.00	200.00
tblOperationalOffRoadEquipment	OperHoursPerDay	8.00	4.00
tblOperationalOffRoadEquipment	OperOffRoadEquipmentNumber	0.00	1.00
tblVehicleEF	HHD	0.63	0.03
tblVehicleEF	HHD	0.16	0.14
tblVehicleEF	HHD	0.08	1.0000e-006
tblVehicleEF	HHD	2.36	5.39
tblVehicleEF	HHD	1.29	0.84
tblVehicleEF	HHD	3.99	0.01
tblVehicleEF	HHD	4,116.44	1,057.87
tblVehicleEF	HHD	1,683.99	1,517.44
tblVehicleEF	HHD	12.64	0.09
tblVehicleEF	HHD	20.04	5.92
tblVehicleEF	HHD	3.96	3.93
tblVehicleEF	HHD	0.02	8.4880e-003
tblVehicleEF	HHD	0.06	0.06
tblVehicleEF	HHD	0.03	0.04

tblVehicleEF	HHD	0.02	0.05
tblVehicleEF	HHD	1.1600e-004	1.0000e-006
tblVehicleEF	HHD	0.02	8.1210e-003
tblVehicleEF	HHD	0.03	0.03
tblVehicleEF	HHD	8.6750e-003	8.7680e-003
tblVehicleEF	HHD	0.02	0.05
tblVehicleEF	HHD	1.0700e-004	1.0000e-006
tblVehicleEF	HHD	1.1800e-004	6.0000e-006
tblVehicleEF	HHD	4.9160e-003	2.4300e-004
tblVehicleEF	HHD	0.57	0.41
tblVehicleEF	HHD	8.9000e-005	4.0000e-006
tblVehicleEF	HHD	0.13	0.12
tblVehicleEF	HHD	4.6300e-004	1.1210e-003
tblVehicleEF	HHD	0.10	4.0000e-006
tblVehicleEF	HHD	0.04	9.6940e-003
tblVehicleEF	HHD	0.02	0.01
tblVehicleEF	HHD	1.9200e-004	1.0000e-006
tblVehicleEF	HHD	1.1800e-004	6.0000e-006
tblVehicleEF	HHD	4.9160e-003	2.4300e-004
tblVehicleEF	HHD	0.68	0.48
tblVehicleEF	HHD	8.9000e-005	4.0000e-006
tblVehicleEF	HHD	0.31	0.27
tblVehicleEF	HHD	4.6300e-004	1.1210e-003
tblVehicleEF	HHD	0.11	5.0000e-006
tblVehicleEF	HHD	0.59	0.03
tblVehicleEF	HHD	0.16	0.14
tblVehicleEF	HHD	0.08	1.0000e-006

tblVehicleEF	HHD	1.72	5.25
tblVehicleEF	HHD	1.30	0.84
tblVehicleEF	HHD	3.80	0.01
tblVehicleEF	HHD	4,359.67	1,057.02
tblVehicleEF	HHD	1,683.99	1,517.44
tblVehicleEF	HHD	12.64	0.09
tblVehicleEF	HHD	20.68	5.78
tblVehicleEF	HHD	3.75	3.72
tblVehicleEF	HHD	0.02	7.8070e-003
tblVehicleEF	HHD	0.06	0.06
tblVehicleEF	HHD	0.03	0.04
tblVehicleEF	HHD	0.02	0.05
tblVehicleEF	HHD	1.1600e-004	1.0000e-006
tblVehicleEF	HHD	0.02	7.4700e-003
tblVehicleEF	HHD	0.03	0.03
tblVehicleEF	HHD	8.6750e-003	8.7680e-003
tblVehicleEF	HHD	0.02	0.05
tblVehicleEF	HHD	1.0700e-004	1.0000e-006
tblVehicleEF	HHD	1.6900e-004	9.0000e-006
tblVehicleEF	HHD	5.0090e-003	2.4600e-004
tblVehicleEF	HHD	0.54	0.43
tblVehicleEF	HHD	1.2500e-004	6.0000e-006
tblVehicleEF	HHD	0.13	0.12
tblVehicleEF	HHD	4.4900e-004	1.1010e-003
tblVehicleEF	HHD	0.09	4.0000e-006
tblVehicleEF	HHD	0.04	9.6850e-003
tblVehicleEF	HHD	0.02	0.01

tblVehicleEF	HHD	1.8900e-004	1.0000e-006
tblVehicleEF	HHD	1.6900e-004	9.0000e-006
tblVehicleEF	HHD	5.0090e-003	2.4600e-004
tblVehicleEF	HHD	0.64	0.50
tblVehicleEF	HHD	1.2500e-004	6.0000e-006
tblVehicleEF	HHD	0.31	0.27
tblVehicleEF	HHD	4.4900e-004	1.1010e-003
tblVehicleEF	HHD	0.10	4.0000e-006
tblVehicleEF	HHD	0.68	0.02
tblVehicleEF	HHD	0.16	5.0360e-003
tblVehicleEF	HHD	0.08	1.0000e-006
tblVehicleEF	HHD	3.25	5.42
tblVehicleEF	HHD	1.29	0.46
tblVehicleEF	HHD	4.03	0.01
tblVehicleEF	HHD	3,780.54	1,027.42
tblVehicleEF	HHD	1,683.99	1,421.63
tblVehicleEF	HHD	12.64	0.09
tblVehicleEF	HHD	19.16	5.92
tblVehicleEF	HHD	3.89	3.78
tblVehicleEF	HHD	0.02	8.9820e-003
tblVehicleEF	HHD	0.06	0.06
tblVehicleEF	HHD	0.03	0.03
tblVehicleEF	HHD	0.02	0.05
tblVehicleEF	HHD	1.1600e-004	1.0000e-006
tblVehicleEF	HHD	0.02	8.5930e-003
tblVehicleEF	HHD	0.03	0.03
tblVehicleEF	HHD	8.6750e-003	8.5160e-003

tblVehicleEF	HHD	0.02	0.05
tblVehicleEF	HHD	1.0700e-004	1.0000e-006
tblVehicleEF	HHD	1.1700e-004	6.0000e-006
tblVehicleEF	HHD	5.3110e-003	2.7000e-004
tblVehicleEF	HHD	0.61	0.39
tblVehicleEF	HHD	9.0000e-005	4.0000e-006
tblVehicleEF	HHD	0.13	0.11
tblVehicleEF	HHD	5.0200e-004	1.1940e-003
tblVehicleEF	HHD	0.10	4.0000e-006
tblVehicleEF	HHD	0.03	9.7070e-003
tblVehicleEF	HHD	0.02	0.01
tblVehicleEF	HHD	1.9300e-004	1.0000e-006
tblVehicleEF	HHD	1.1700e-004	6.0000e-006
tblVehicleEF	HHD	5.3110e-003	2.7000e-004
tblVehicleEF	HHD	0.73	0.44
tblVehicleEF	HHD	9.0000e-005	4.0000e-006
tblVehicleEF	HHD	0.31	0.12
tblVehicleEF	HHD	5.0200e-004	1.1940e-003
tblVehicleEF	HHD	0.11	5.0000e-006
tblVehicleEF	LDA	4.3340e-003	2.6620e-003
tblVehicleEF	LDA	5.1760e-003	0.05
tblVehicleEF	LDA	0.58	0.68
tblVehicleEF	LDA	1.10	2.11
tblVehicleEF	LDA	263.86	265.52
tblVehicleEF	LDA	58.33	54.23
tblVehicleEF	LDA	0.05	0.04
tblVehicleEF	LDA	1.9130e-003	1.6720e-003

tblVehicleEF	LDA	2.2790e-003	1.9250e-003
tblVehicleEF	LDA	1.7630e-003	1.5400e-003
tblVehicleEF	LDA	2.0960e-003	1.7700e-003
tblVehicleEF	LDA	0.04	0.05
tblVehicleEF	LDA	0.09	0.10
tblVehicleEF	LDA	0.03	0.05
tblVehicleEF	LDA	0.01	0.01
tblVehicleEF	LDA	0.04	0.21
tblVehicleEF	LDA	0.07	0.23
tblVehicleEF	LDA	2.6420e-003	2.6270e-003
tblVehicleEF	LDA	6.0200e-004	5.3700e-004
tblVehicleEF	LDA	0.04	0.05
tblVehicleEF	LDA	0.09	0.10
tblVehicleEF	LDA	0.03	0.05
tblVehicleEF	LDA	0.02	0.01
tblVehicleEF	LDA	0.04	0.21
tblVehicleEF	LDA	0.08	0.25
tblVehicleEF	LDA	4.5760e-003	2.8320e-003
tblVehicleEF	LDA	4.6500e-003	0.05
tblVehicleEF	LDA	0.63	0.74
tblVehicleEF	LDA	0.95	1.82
tblVehicleEF	LDA	274.96	276.40
tblVehicleEF	LDA	58.33	53.69
tblVehicleEF	LDA	0.04	0.03
tblVehicleEF	LDA	1.9130e-003	1.6720e-003
tblVehicleEF	LDA	2.2790e-003	1.9250e-003
tblVehicleEF	LDA	1.7630e-003	1.5400e-003

tblVehicleEF	LDA	2.0960e-003	1.7700e-003
tblVehicleEF	LDA	0.05	0.07
tblVehicleEF	LDA	0.09	0.10
tblVehicleEF	LDA	0.05	0.07
tblVehicleEF	LDA	0.01	0.01
tblVehicleEF	LDA	0.04	0.19
tblVehicleEF	LDA	0.06	0.21
tblVehicleEF	LDA	2.7540e-003	2.7340e-003
tblVehicleEF	LDA	5.9900e-004	5.3100e-004
tblVehicleEF	LDA	0.05	0.07
tblVehicleEF	LDA	0.09	0.10
tblVehicleEF	LDA	0.05	0.07
tblVehicleEF	LDA	0.02	0.02
tblVehicleEF	LDA	0.04	0.19
tblVehicleEF	LDA	0.07	0.23
tblVehicleEF	LDA	4.2520e-003	2.6080e-003
tblVehicleEF	LDA	5.2830e-003	0.05
tblVehicleEF	LDA	0.56	0.65
tblVehicleEF	LDA	1.13	2.18
tblVehicleEF	LDA	259.76	261.50
tblVehicleEF	LDA	58.33	54.34
tblVehicleEF	LDA	0.05	0.04
tblVehicleEF	LDA	1.9130e-003	1.6720e-003
tblVehicleEF	LDA	2.2790e-003	1.9250e-003
tblVehicleEF	LDA	1.7630e-003	1.5400e-003
tblVehicleEF	LDA	2.0960e-003	1.7700e-003
tblVehicleEF	LDA	0.04	0.05

tblVehicleEF	LDA	0.10	0.10
tblVehicleEF	LDA	0.03	0.05
tblVehicleEF	LDA	0.01	0.01
tblVehicleEF	LDA	0.04	0.23
tblVehicleEF	LDA	0.07	0.23
tblVehicleEF	LDA	2.6010e-003	2.5870e-003
tblVehicleEF	LDA	6.0200e-004	5.3800e-004
tblVehicleEF	LDA	0.04	0.05
tblVehicleEF	LDA	0.10	0.10
tblVehicleEF	LDA	0.03	0.05
tblVehicleEF	LDA	0.02	0.01
tblVehicleEF	LDA	0.04	0.23
tblVehicleEF	LDA	0.08	0.26
tblVehicleEF	LDT1	9.9920e-003	6.2080e-003
tblVehicleEF	LDT1	0.01	0.07
tblVehicleEF	LDT1	1.19	1.26
tblVehicleEF	LDT1	2.74	2.32
tblVehicleEF	LDT1	324.21	313.05
tblVehicleEF	LDT1	71.81	65.11
tblVehicleEF	LDT1	0.11	0.10
tblVehicleEF	LDT1	2.5570e-003	2.3060e-003
tblVehicleEF	LDT1	3.2780e-003	2.6450e-003
tblVehicleEF	LDT1	2.3530e-003	2.1220e-003
tblVehicleEF	LDT1	3.0150e-003	2.4330e-003
tblVehicleEF	LDT1	0.12	0.12
tblVehicleEF	LDT1	0.25	0.19
tblVehicleEF	LDT1	0.10	0.11

tblVehicleEF	LDT1	0.02	0.03
tblVehicleEF	LDT1	0.16	0.66
tblVehicleEF	LDT1	0.19	0.36
tblVehicleEF	LDT1	3.2560e-003	3.0980e-003
tblVehicleEF	LDT1	7.6600e-004	6.4400e-004
tblVehicleEF	LDT1	0.12	0.12
tblVehicleEF	LDT1	0.25	0.19
tblVehicleEF	LDT1	0.10	0.11
tblVehicleEF	LDT1	0.04	0.04
tblVehicleEF	LDT1	0.16	0.66
tblVehicleEF	LDT1	0.21	0.40
tblVehicleEF	LDT1	0.01	6.5570e-003
tblVehicleEF	LDT1	0.01	0.07
tblVehicleEF	LDT1	1.28	1.36
tblVehicleEF	LDT1	2.36	2.00
tblVehicleEF	LDT1	337.31	324.18
tblVehicleEF	LDT1	71.81	64.47
tblVehicleEF	LDT1	0.10	0.09
tblVehicleEF	LDT1	2.5570e-003	2.3060e-003
tblVehicleEF	LDT1	3.2780e-003	2.6450e-003
tblVehicleEF	LDT1	2.3530e-003	2.1220e-003
tblVehicleEF	LDT1	3.0150e-003	2.4330e-003
tblVehicleEF	LDT1	0.17	0.18
tblVehicleEF	LDT1	0.26	0.20
tblVehicleEF	LDT1	0.14	0.15
tblVehicleEF	LDT1	0.03	0.03
tblVehicleEF	LDT1	0.14	0.61

tblVehicleEF	LDT1	0.17	0.32
tblVehicleEF	LDT1	3.3880e-003	3.2080e-003
tblVehicleEF	LDT1	7.5900e-004	6.3800e-004
tblVehicleEF	LDT1	0.17	0.18
tblVehicleEF	LDT1	0.26	0.20
tblVehicleEF	LDT1	0.14	0.15
tblVehicleEF	LDT1	0.04	0.04
tblVehicleEF	LDT1	0.14	0.61
tblVehicleEF	LDT1	0.19	0.36
tblVehicleEF	LDT1	9.8200e-003	6.0950e-003
tblVehicleEF	LDT1	0.01	0.07
tblVehicleEF	LDT1	1.16	1.22
tblVehicleEF	LDT1	2.82	2.40
tblVehicleEF	LDT1	319.38	308.94
tblVehicleEF	LDT1	71.81	65.25
tblVehicleEF	LDT1	0.11	0.10
tblVehicleEF	LDT1	2.5570e-003	2.3060e-003
tblVehicleEF	LDT1	3.2780e-003	2.6450e-003
tblVehicleEF	LDT1	2.3530e-003	2.1220e-003
tblVehicleEF	LDT1	3.0150e-003	2.4330e-003
tblVehicleEF	LDT1	0.12	0.13
tblVehicleEF	LDT1	0.29	0.22
tblVehicleEF	LDT1	0.10	0.11
tblVehicleEF	LDT1	0.02	0.03
tblVehicleEF	LDT1	0.18	0.78
tblVehicleEF	LDT1	0.19	0.37
tblVehicleEF	LDT1	3.2070e-003	3.0570e-003

tblVehicleEF	LDT1	7.6700e-004	6.4600e-004
tblVehicleEF	LDT1	0.12	0.13
tblVehicleEF	LDT1	0.29	0.22
tblVehicleEF	LDT1	0.10	0.11
tblVehicleEF	LDT1	0.04	0.04
tblVehicleEF	LDT1	0.18	0.78
tblVehicleEF	LDT1	0.21	0.41
tblVehicleEF	LDT2	5.7840e-003	4.0560e-003
tblVehicleEF	LDT2	6.6620e-003	0.07
tblVehicleEF	LDT2	0.74	0.91
tblVehicleEF	LDT2	1.41	2.69
tblVehicleEF	LDT2	369.26	341.01
tblVehicleEF	LDT2	81.71	71.31
tblVehicleEF	LDT2	0.07	0.07
tblVehicleEF	LDT2	1.8090e-003	1.6370e-003
tblVehicleEF	LDT2	2.1990e-003	1.8210e-003
tblVehicleEF	LDT2	1.6640e-003	1.5060e-003
tblVehicleEF	LDT2	2.0220e-003	1.6740e-003
tblVehicleEF	LDT2	0.05	0.07
tblVehicleEF	LDT2	0.11	0.12
tblVehicleEF	LDT2	0.05	0.08
tblVehicleEF	LDT2	0.01	0.02
tblVehicleEF	LDT2	0.06	0.39
tblVehicleEF	LDT2	0.09	0.32
tblVehicleEF	LDT2	3.6980e-003	3.3740e-003
tblVehicleEF	LDT2	8.4100e-004	7.0600e-004
tblVehicleEF	LDT2	0.05	0.07

tblVehicleEF	LDT2	0.11	0.12
tblVehicleEF	LDT2	0.05	0.08
tblVehicleEF	LDT2	0.02	0.02
tblVehicleEF	LDT2	0.06	0.39
tblVehicleEF	LDT2	0.10	0.35
tblVehicleEF	LDT2	6.1050e-003	4.3050e-003
tblVehicleEF	LDT2	5.9960e-003	0.06
tblVehicleEF	LDT2	0.80	0.99
tblVehicleEF	LDT2	1.22	2.32
tblVehicleEF	LDT2	384.42	352.00
tblVehicleEF	LDT2	81.71	70.61
tblVehicleEF	LDT2	0.06	0.06
tblVehicleEF	LDT2	1.8090e-003	1.6370e-003
tblVehicleEF	LDT2	2.1990e-003	1.8210e-003
tblVehicleEF	LDT2	1.6640e-003	1.5060e-003
tblVehicleEF	LDT2	2.0220e-003	1.6740e-003
tblVehicleEF	LDT2	0.07	0.11
tblVehicleEF	LDT2	0.11	0.13
tblVehicleEF	LDT2	0.07	0.10
tblVehicleEF	LDT2	0.02	0.02
tblVehicleEF	LDT2	0.05	0.36
tblVehicleEF	LDT2	0.08	0.29
tblVehicleEF	LDT2	3.8500e-003	3.4820e-003
tblVehicleEF	LDT2	8.3800e-004	6.9900e-004
tblVehicleEF	LDT2	0.07	0.11
tblVehicleEF	LDT2	0.11	0.13
tblVehicleEF	LDT2	0.07	0.10

tblVehicleEF	LDT2	0.02	0.02
tblVehicleEF	LDT2	0.05	0.36
tblVehicleEF	LDT2	0.09	0.31
tblVehicleEF	LDT2	5.6750e-003	3.9780e-003
tblVehicleEF	LDT2	6.7990e-003	0.07
tblVehicleEF	LDT2	0.72	0.88
tblVehicleEF	LDT2	1.45	2.77
tblVehicleEF	LDT2	363.66	336.95
tblVehicleEF	LDT2	81.71	71.46
tblVehicleEF	LDT2	0.07	0.07
tblVehicleEF	LDT2	1.8090e-003	1.6370e-003
tblVehicleEF	LDT2	2.1990e-003	1.8210e-003
tblVehicleEF	LDT2	1.6640e-003	1.5060e-003
tblVehicleEF	LDT2	2.0220e-003	1.6740e-003
tblVehicleEF	LDT2	0.04	0.07
tblVehicleEF	LDT2	0.11	0.13
tblVehicleEF	LDT2	0.05	0.08
tblVehicleEF	LDT2	0.01	0.02
tblVehicleEF	LDT2	0.07	0.46
tblVehicleEF	LDT2	0.09	0.33
tblVehicleEF	LDT2	3.6420e-003	3.3340e-003
tblVehicleEF	LDT2	8.4100e-004	7.0700e-004
tblVehicleEF	LDT2	0.04	0.07
tblVehicleEF	LDT2	0.11	0.13
tblVehicleEF	LDT2	0.05	0.08
tblVehicleEF	LDT2	0.02	0.02
tblVehicleEF	LDT2	0.07	0.46

tblVehicleEF	LDT2	0.10	0.36
tblVehicleEF	LHD1	5.7990e-003	5.8180e-003
tblVehicleEF	LHD1	0.01	5.0100e-003
tblVehicleEF	LHD1	0.02	0.02
tblVehicleEF	LHD1	0.15	0.19
tblVehicleEF	LHD1	0.78	0.57
tblVehicleEF	LHD1	2.55	1.09
tblVehicleEF	LHD1	9.03	9.05
tblVehicleEF	LHD1	603.73	667.72
tblVehicleEF	LHD1	33.13	12.41
tblVehicleEF	LHD1	0.08	0.06
tblVehicleEF	LHD1	1.27	0.81
tblVehicleEF	LHD1	8.6000e-004	7.5600e-004
tblVehicleEF	LHD1	0.01	9.6460e-003
tblVehicleEF	LHD1	0.01	7.2150e-003
tblVehicleEF	LHD1	9.1700e-004	2.5500e-004
tblVehicleEF	LHD1	8.2300e-004	7.2300e-004
tblVehicleEF	LHD1	2.5110e-003	2.4120e-003
tblVehicleEF	LHD1	9.9290e-003	6.8770e-003
tblVehicleEF	LHD1	8.4300e-004	2.3500e-004
tblVehicleEF	LHD1	2.8210e-003	2.2570e-003
tblVehicleEF	LHD1	0.10	0.07
tblVehicleEF	LHD1	0.02	0.02
tblVehicleEF	LHD1	1.7870e-003	1.4220e-003
tblVehicleEF	LHD1	0.06	0.05
tblVehicleEF	LHD1	0.28	0.47
tblVehicleEF	LHD1	0.27	0.08

tblVehicleEF	LHD1	9.1000e-005	8.8000e-005
tblVehicleEF	LHD1	5.9280e-003	6.5210e-003
tblVehicleEF	LHD1	3.7900e-004	1.2300e-004
tblVehicleEF	LHD1	2.8210e-003	2.2570e-003
tblVehicleEF	LHD1	0.10	0.07
tblVehicleEF	LHD1	0.02	0.03
tblVehicleEF	LHD1	1.7870e-003	1.4220e-003
tblVehicleEF	LHD1	0.08	0.06
tblVehicleEF	LHD1	0.28	0.47
tblVehicleEF	LHD1	0.29	0.09
tblVehicleEF	LHD1	5.7990e-003	5.8300e-003
tblVehicleEF	LHD1	0.01	5.0980e-003
tblVehicleEF	LHD1	0.02	0.02
tblVehicleEF	LHD1	0.15	0.19
tblVehicleEF	LHD1	0.79	0.58
tblVehicleEF	LHD1	2.44	1.04
tblVehicleEF	LHD1	9.03	9.05
tblVehicleEF	LHD1	603.73	667.74
tblVehicleEF	LHD1	33.13	12.33
tblVehicleEF	LHD1	0.08	0.06
tblVehicleEF	LHD1	1.19	0.76
tblVehicleEF	LHD1	8.6000e-004	7.5600e-004
tblVehicleEF	LHD1	0.01	9.6460e-003
tblVehicleEF	LHD1	0.01	7.2150e-003
tblVehicleEF	LHD1	9.1700e-004	2.5500e-004
tblVehicleEF	LHD1	8.2300e-004	7.2300e-004
tblVehicleEF	LHD1	2.5110e-003	2.4120e-003

tblVehicleEF	LHD1	9.9290e-003	6.8770e-003
tblVehicleEF	LHD1	8.4300e-004	2.3500e-004
tblVehicleEF	LHD1	3.9390e-003	3.1600e-003
tblVehicleEF	LHD1	0.10	0.07
tblVehicleEF	LHD1	0.02	0.02
tblVehicleEF	LHD1	2.4300e-003	1.9450e-003
tblVehicleEF	LHD1	0.06	0.05
tblVehicleEF	LHD1	0.27	0.45
tblVehicleEF	LHD1	0.26	0.08
tblVehicleEF	LHD1	9.1000e-005	8.8000e-005
tblVehicleEF	LHD1	5.9280e-003	6.5210e-003
tblVehicleEF	LHD1	3.7700e-004	1.2200e-004
tblVehicleEF	LHD1	3.9390e-003	3.1600e-003
tblVehicleEF	LHD1	0.10	0.07
tblVehicleEF	LHD1	0.02	0.03
tblVehicleEF	LHD1	2.4300e-003	1.9450e-003
tblVehicleEF	LHD1	0.08	0.06
tblVehicleEF	LHD1	0.27	0.45
tblVehicleEF	LHD1	0.28	0.08
tblVehicleEF	LHD1	5.7990e-003	5.8160e-003
tblVehicleEF	LHD1	0.01	4.9860e-003
tblVehicleEF	LHD1	0.02	0.02
tblVehicleEF	LHD1	0.15	0.19
tblVehicleEF	LHD1	0.77	0.57
tblVehicleEF	LHD1	2.56	1.09
tblVehicleEF	LHD1	9.03	9.05
tblVehicleEF	LHD1	603.73	667.72

tblVehicleEF	LHD1	33.13	12.42
tblVehicleEF	LHD1	0.08	0.06
tblVehicleEF	LHD1	1.24	0.80
tblVehicleEF	LHD1	8.6000e-004	7.5600e-004
tblVehicleEF	LHD1	0.01	9.6460e-003
tblVehicleEF	LHD1	0.01	7.2150e-003
tblVehicleEF	LHD1	9.1700e-004	2.5500e-004
tblVehicleEF	LHD1	8.2300e-004	7.2300e-004
tblVehicleEF	LHD1	2.5110e-003	2.4120e-003
tblVehicleEF	LHD1	9.9290e-003	6.8770e-003
tblVehicleEF	LHD1	8.4300e-004	2.3500e-004
tblVehicleEF	LHD1	2.9400e-003	2.3610e-003
tblVehicleEF	LHD1	0.11	0.08
tblVehicleEF	LHD1	0.02	0.02
tblVehicleEF	LHD1	1.8110e-003	1.4460e-003
tblVehicleEF	LHD1	0.06	0.05
tblVehicleEF	LHD1	0.30	0.50
tblVehicleEF	LHD1	0.27	0.08
tblVehicleEF	LHD1	9.1000e-005	8.8000e-005
tblVehicleEF	LHD1	5.9280e-003	6.5210e-003
tblVehicleEF	LHD1	3.8000e-004	1.2300e-004
tblVehicleEF	LHD1	2.9400e-003	2.3610e-003
tblVehicleEF	LHD1	0.11	0.08
tblVehicleEF	LHD1	0.02	0.03
tblVehicleEF	LHD1	1.8110e-003	1.4460e-003
tblVehicleEF	LHD1	0.08	0.06
tblVehicleEF	LHD1	0.30	0.50

tblVehicleEF	LHD1	0.29	0.09
tblVehicleEF	LHD2	4.2890e-003	4.2530e-003
tblVehicleEF	LHD2	4.2710e-003	3.6630e-003
tblVehicleEF	LHD2	9.4470e-003	0.01
tblVehicleEF	LHD2	0.13	0.16
tblVehicleEF	LHD2	0.36	0.41
tblVehicleEF	LHD2	1.38	0.76
tblVehicleEF	LHD2	13.67	13.61
tblVehicleEF	LHD2	619.08	679.10
tblVehicleEF	LHD2	28.46	10.01
tblVehicleEF	LHD2	0.10	0.09
tblVehicleEF	LHD2	0.87	0.94
tblVehicleEF	LHD2	1.1890e-003	1.1970e-003
tblVehicleEF	LHD2	0.01	0.01
tblVehicleEF	LHD2	9.7400e-003	0.01
tblVehicleEF	LHD2	4.6100e-004	1.4900e-004
tblVehicleEF	LHD2	1.1370e-003	1.1460e-003
tblVehicleEF	LHD2	2.6460e-003	2.6120e-003
tblVehicleEF	LHD2	9.3060e-003	9.6640e-003
tblVehicleEF	LHD2	4.2300e-004	1.3700e-004
tblVehicleEF	LHD2	1.1610e-003	1.4570e-003
tblVehicleEF	LHD2	0.04	0.05
tblVehicleEF	LHD2	0.02	0.02
tblVehicleEF	LHD2	7.7900e-004	9.3400e-004
tblVehicleEF	LHD2	0.05	0.05
tblVehicleEF	LHD2	0.09	0.30
tblVehicleEF	LHD2	0.13	0.06

tblVehicleEF	LHD2	1.3400e-004	1.3100e-004
tblVehicleEF	LHD2	6.0340e-003	6.5780e-003
tblVehicleEF	LHD2	3.1000e-004	9.9000e-005
tblVehicleEF	LHD2	1.1610e-003	1.4570e-003
tblVehicleEF	LHD2	0.04	0.05
tblVehicleEF	LHD2	0.02	0.03
tblVehicleEF	LHD2	7.7900e-004	9.3400e-004
tblVehicleEF	LHD2	0.05	0.06
tblVehicleEF	LHD2	0.09	0.30
tblVehicleEF	LHD2	0.14	0.06
tblVehicleEF	LHD2	4.2890e-003	4.2620e-003
tblVehicleEF	LHD2	4.3220e-003	3.7010e-003
tblVehicleEF	LHD2	9.1410e-003	0.01
tblVehicleEF	LHD2	0.13	0.16
tblVehicleEF	LHD2	0.37	0.41
tblVehicleEF	LHD2	1.32	0.73
tblVehicleEF	LHD2	13.67	13.61
tblVehicleEF	LHD2	619.08	679.11
tblVehicleEF	LHD2	28.46	9.96
tblVehicleEF	LHD2	0.10	0.09
tblVehicleEF	LHD2	0.82	0.88
tblVehicleEF	LHD2	1.1890e-003	1.1970e-003
tblVehicleEF	LHD2	0.01	0.01
tblVehicleEF	LHD2	9.7400e-003	0.01
tblVehicleEF	LHD2	4.6100e-004	1.4900e-004
tblVehicleEF	LHD2	1.1370e-003	1.1460e-003
tblVehicleEF	LHD2	2.6460e-003	2.6120e-003

tblVehicleEF	LHD2	9.3060e-003	9.6640e-003
tblVehicleEF	LHD2	4.2300e-004	1.3700e-004
tblVehicleEF	LHD2	1.6270e-003	2.0410e-003
tblVehicleEF	LHD2	0.04	0.05
tblVehicleEF	LHD2	0.02	0.02
tblVehicleEF	LHD2	1.0610e-003	1.2770e-003
tblVehicleEF	LHD2	0.05	0.05
tblVehicleEF	LHD2	0.08	0.29
tblVehicleEF	LHD2	0.12	0.05
tblVehicleEF	LHD2	1.3400e-004	1.3100e-004
tblVehicleEF	LHD2	6.0340e-003	6.5780e-003
tblVehicleEF	LHD2	3.0900e-004	9.9000e-005
tblVehicleEF	LHD2	1.6270e-003	2.0410e-003
tblVehicleEF	LHD2	0.04	0.05
tblVehicleEF	LHD2	0.02	0.03
tblVehicleEF	LHD2	1.0610e-003	1.2770e-003
tblVehicleEF	LHD2	0.05	0.06
tblVehicleEF	LHD2	0.08	0.29
tblVehicleEF	LHD2	0.13	0.06
tblVehicleEF	LHD2	4.2890e-003	4.2510e-003
tblVehicleEF	LHD2	4.2570e-003	3.6530e-003
tblVehicleEF	LHD2	9.5090e-003	0.01
tblVehicleEF	LHD2	0.13	0.16
tblVehicleEF	LHD2	0.36	0.41
tblVehicleEF	LHD2	1.38	0.76
tblVehicleEF	LHD2	13.67	13.61
tblVehicleEF	LHD2	619.08	679.10

tblVehicleEF	LHD2	28.46	10.02
tblVehicleEF	LHD2	0.10	0.09
tblVehicleEF	LHD2	0.85	0.92
tblVehicleEF	LHD2	1.1890e-003	1.1970e-003
tblVehicleEF	LHD2	0.01	0.01
tblVehicleEF	LHD2	9.7400e-003	0.01
tblVehicleEF	LHD2	4.6100e-004	1.4900e-004
tblVehicleEF	LHD2	1.1370e-003	1.1460e-003
tblVehicleEF	LHD2	2.6460e-003	2.6120e-003
tblVehicleEF	LHD2	9.3060e-003	9.6640e-003
tblVehicleEF	LHD2	4.2300e-004	1.3700e-004
tblVehicleEF	LHD2	1.1810e-003	1.5020e-003
tblVehicleEF	LHD2	0.04	0.06
tblVehicleEF	LHD2	0.02	0.02
tblVehicleEF	LHD2	7.7800e-004	9.3300e-004
tblVehicleEF	LHD2	0.05	0.05
tblVehicleEF	LHD2	0.10	0.33
tblVehicleEF	LHD2	0.13	0.06
tblVehicleEF	LHD2	1.3400e-004	1.3100e-004
tblVehicleEF	LHD2	6.0340e-003	6.5780e-003
tblVehicleEF	LHD2	3.1000e-004	9.9000e-005
tblVehicleEF	LHD2	1.1810e-003	1.5020e-003
tblVehicleEF	LHD2	0.04	0.06
tblVehicleEF	LHD2	0.02	0.03
tblVehicleEF	LHD2	7.7800e-004	9.3300e-004
tblVehicleEF	LHD2	0.05	0.06
tblVehicleEF	LHD2	0.10	0.33

tblVehicleEF	LHD2	0.14	0.06
tblVehicleEF	MCY	0.48	0.35
tblVehicleEF	MCY	0.15	0.24
tblVehicleEF	MCY	18.61	18.90
tblVehicleEF	MCY	9.56	8.43
tblVehicleEF	MCY	177.57	214.49
tblVehicleEF	MCY	45.30	60.11
tblVehicleEF	MCY	1.12	1.12
tblVehicleEF	MCY	2.1370e-003	2.1160e-003
tblVehicleEF	MCY	3.9240e-003	3.2680e-003
tblVehicleEF	MCY	1.9990e-003	1.9800e-003
tblVehicleEF	MCY	3.7000e-003	3.0810e-003
tblVehicleEF	MCY	1.13	1.16
tblVehicleEF	MCY	0.69	0.72
tblVehicleEF	MCY	0.71	0.72
tblVehicleEF	MCY	2.38	2.40
tblVehicleEF	MCY	0.65	2.07
tblVehicleEF	MCY	2.05	1.82
tblVehicleEF	MCY	2.1510e-003	2.1230e-003
tblVehicleEF	MCY	6.7000e-004	5.9500e-004
tblVehicleEF	MCY	1.13	1.16
tblVehicleEF	MCY	0.69	0.72
tblVehicleEF	MCY	0.71	0.72
tblVehicleEF	MCY	2.95	2.97
tblVehicleEF	MCY	0.65	2.07
tblVehicleEF	MCY	2.24	1.98
tblVehicleEF	MCY	0.47	0.35

tblVehicleEF	MCY	0.14	0.21
tblVehicleEF	MCY	17.91	18.17
tblVehicleEF	MCY	8.81	7.74
tblVehicleEF	MCY	177.57	213.12
tblVehicleEF	MCY	45.30	58.36
tblVehicleEF	MCY	0.98	0.98
tblVehicleEF	MCY	2.1370e-003	2.1160e-003
tblVehicleEF	MCY	3.9240e-003	3.2680e-003
tblVehicleEF	MCY	1.9990e-003	1.9800e-003
tblVehicleEF	MCY	3.7000e-003	3.0810e-003
tblVehicleEF	MCY	1.71	1.74
tblVehicleEF	MCY	0.73	0.76
tblVehicleEF	MCY	1.12	1.14
tblVehicleEF	MCY	2.33	2.34
tblVehicleEF	MCY	0.61	1.94
tblVehicleEF	MCY	1.85	1.62
tblVehicleEF	MCY	2.1380e-003	2.1090e-003
tblVehicleEF	MCY	6.5100e-004	5.7700e-004
tblVehicleEF	MCY	1.71	1.74
tblVehicleEF	MCY	0.73	0.76
tblVehicleEF	MCY	1.12	1.14
tblVehicleEF	MCY	2.89	2.90
tblVehicleEF	MCY	0.61	1.94
tblVehicleEF	MCY	2.01	1.77
tblVehicleEF	MCY	0.48	0.35
tblVehicleEF	MCY	0.15	0.24
tblVehicleEF	MCY	18.72	19.01

tblVehicleEF	MCY	9.67	8.55
tblVehicleEF	MCY	177.57	214.70
tblVehicleEF	MCY	45.30	60.42
tblVehicleEF	MCY	1.09	1.09
tblVehicleEF	MCY	2.1370e-003	2.1160e-003
tblVehicleEF	MCY	3.9240e-003	3.2680e-003
tblVehicleEF	MCY	1.9990e-003	1.9800e-003
tblVehicleEF	MCY	3.7000e-003	3.0810e-003
tblVehicleEF	MCY	1.26	1.28
tblVehicleEF	MCY	0.89	0.92
tblVehicleEF	MCY	0.75	0.76
tblVehicleEF	MCY	2.39	2.41
tblVehicleEF	MCY	0.75	2.38
tblVehicleEF	MCY	2.09	1.86
tblVehicleEF	MCY	2.1530e-003	2.1250e-003
tblVehicleEF	MCY	6.7300e-004	5.9800e-004
tblVehicleEF	MCY	1.26	1.28
tblVehicleEF	MCY	0.89	0.92
tblVehicleEF	MCY	0.75	0.76
tblVehicleEF	MCY	2.97	2.98
tblVehicleEF	MCY	0.75	2.38
tblVehicleEF	MCY	2.28	2.02
tblVehicleEF	MDV	0.01	5.6010e-003
tblVehicleEF	MDV	0.01	0.08
tblVehicleEF	MDV	1.26	1.12
tblVehicleEF	MDV	2.62	3.12
tblVehicleEF	MDV	500.02	420.73

tblVehicleEF	MDV	108.15	86.72
tblVehicleEF	MDV	0.14	0.10
tblVehicleEF	MDV	1.9190e-003	1.7850e-003
tblVehicleEF	MDV	2.3090e-003	1.9840e-003
tblVehicleEF	MDV	1.7700e-003	1.6470e-003
tblVehicleEF	MDV	2.1250e-003	1.8250e-003
tblVehicleEF	MDV	0.07	0.08
tblVehicleEF	MDV	0.16	0.14
tblVehicleEF	MDV	0.07	0.09
tblVehicleEF	MDV	0.03	0.02
tblVehicleEF	MDV	0.10	0.42
tblVehicleEF	MDV	0.20	0.41
tblVehicleEF	MDV	5.0080e-003	4.1600e-003
tblVehicleEF	MDV	1.1270e-003	8.5800e-004
tblVehicleEF	MDV	0.07	0.08
tblVehicleEF	MDV	0.16	0.14
tblVehicleEF	MDV	0.07	0.09
tblVehicleEF	MDV	0.04	0.03
tblVehicleEF	MDV	0.10	0.42
tblVehicleEF	MDV	0.22	0.45
tblVehicleEF	MDV	0.01	5.9080e-003
tblVehicleEF	MDV	0.01	0.08
tblVehicleEF	MDV	1.36	1.20
tblVehicleEF	MDV	2.27	2.69
tblVehicleEF	MDV	519.96	432.28
tblVehicleEF	MDV	108.15	85.89
tblVehicleEF	MDV	0.12	0.09

tblVehicleEF	MDV	1.9190e-003	1.7850e-003
tblVehicleEF	MDV	2.3090e-003	1.9840e-003
tblVehicleEF	MDV	1.7700e-003	1.6470e-003
tblVehicleEF	MDV	2.1250e-003	1.8250e-003
tblVehicleEF	MDV	0.10	0.12
tblVehicleEF	MDV	0.16	0.14
tblVehicleEF	MDV	0.10	0.12
tblVehicleEF	MDV	0.03	0.03
tblVehicleEF	MDV	0.09	0.39
tblVehicleEF	MDV	0.18	0.37
tblVehicleEF	MDV	5.2090e-003	4.2740e-003
tblVehicleEF	MDV	1.1210e-003	8.5000e-004
tblVehicleEF	MDV	0.10	0.12
tblVehicleEF	MDV	0.16	0.14
tblVehicleEF	MDV	0.10	0.12
tblVehicleEF	MDV	0.05	0.04
tblVehicleEF	MDV	0.09	0.39
tblVehicleEF	MDV	0.20	0.40
tblVehicleEF	MDV	0.01	5.5000e-003
tblVehicleEF	MDV	0.02	0.09
tblVehicleEF	MDV	1.23	1.08
tblVehicleEF	MDV	2.69	3.21
tblVehicleEF	MDV	492.66	416.47
tblVehicleEF	MDV	108.15	86.90
tblVehicleEF	MDV	0.13	0.10
tblVehicleEF	MDV	1.9190e-003	1.7850e-003
tblVehicleEF	MDV	2.3090e-003	1.9840e-003

tblVehicleEF	MDV	1.7700e-003	1.6470e-003
tblVehicleEF	MDV	2.1250e-003	1.8250e-003
tblVehicleEF	MDV	0.06	0.08
tblVehicleEF	MDV	0.17	0.15
tblVehicleEF	MDV	0.07	0.09
tblVehicleEF	MDV	0.03	0.02
tblVehicleEF	MDV	0.11	0.49
tblVehicleEF	MDV	0.20	0.42
tblVehicleEF	MDV	4.9340e-003	4.1170e-003
tblVehicleEF	MDV	1.1290e-003	8.6000e-004
tblVehicleEF	MDV	0.06	0.08
tblVehicleEF	MDV	0.17	0.15
tblVehicleEF	MDV	0.07	0.09
tblVehicleEF	MDV	0.04	0.03
tblVehicleEF	MDV	0.11	0.49
tblVehicleEF	MDV	0.22	0.46
tblVehicleEF	MH	0.03	3.3600e-003
tblVehicleEF	MH	0.02	0.00
tblVehicleEF	MH	2.15	0.31
tblVehicleEF	MH	5.50	0.00
tblVehicleEF	MH	1,108.90	981.53
tblVehicleEF	MH	57.43	0.00
tblVehicleEF	MH	1.43	3.91
tblVehicleEF	MH	0.01	0.02
tblVehicleEF	MH	0.03	0.10
tblVehicleEF	MH	1.0490e-003	0.00
tblVehicleEF	MH	3.2420e-003	4.0000e-003

tblVehicleEF	MH	0.03	0.09
tblVehicleEF	MH	9.6500e-004	0.00
tblVehicleEF	MH	0.95	0.00
tblVehicleEF	MH	0.07	0.00
tblVehicleEF	MH	0.41	0.00
tblVehicleEF	MH	0.09	0.07
tblVehicleEF	MH	0.02	0.00
tblVehicleEF	MH	0.32	0.00
tblVehicleEF	MH	0.01	9.2790e-003
tblVehicleEF	MH	6.7000e-004	0.00
tblVehicleEF	MH	0.95	0.00
tblVehicleEF	MH	0.07	0.00
tblVehicleEF	MH	0.41	0.00
tblVehicleEF	MH	0.12	0.08
tblVehicleEF	MH	0.02	0.00
tblVehicleEF	MH	0.35	0.00
tblVehicleEF	MH	0.03	3.3600e-003
tblVehicleEF	MH	0.02	0.00
tblVehicleEF	MH	2.21	0.31
tblVehicleEF	MH	5.21	0.00
tblVehicleEF	MH	1,108.90	981.53
tblVehicleEF	MH	57.43	0.00
tblVehicleEF	MH	1.33	3.70
tblVehicleEF	MH	0.01	0.02
tblVehicleEF	MH	0.03	0.10
tblVehicleEF	MH	1.0490e-003	0.00
tblVehicleEF	MH	3.2420e-003	4.0000e-003

tblVehicleEF	MH	0.03	0.09
tblVehicleEF	MH	9.6500e-004	0.00
tblVehicleEF	MH	1.28	0.00
tblVehicleEF	MH	0.07	0.00
tblVehicleEF	MH	0.56	0.00
tblVehicleEF	MH	0.09	0.07
tblVehicleEF	MH	0.02	0.00
tblVehicleEF	MH	0.31	0.00
tblVehicleEF	MH	0.01	9.2790e-003
tblVehicleEF	MH	6.6500e-004	0.00
tblVehicleEF	MH	1.28	0.00
tblVehicleEF	MH	0.07	0.00
tblVehicleEF	MH	0.56	0.00
tblVehicleEF	MH	0.12	0.08
tblVehicleEF	MH	0.02	0.00
tblVehicleEF	MH	0.34	0.00
tblVehicleEF	MH	0.03	3.3600e-003
tblVehicleEF	MH	0.02	0.00
tblVehicleEF	MH	2.13	0.31
tblVehicleEF	MH	5.54	0.00
tblVehicleEF	MH	1,108.90	981.53
tblVehicleEF	MH	57.43	0.00
tblVehicleEF	MH	1.40	3.84
tblVehicleEF	MH	0.01	0.02
tblVehicleEF	MH	0.03	0.10
tblVehicleEF	MH	1.0490e-003	0.00
tblVehicleEF	MH	3.2420e-003	4.0000e-003

tblVehicleEF	MH	0.03	0.09
tblVehicleEF	MH	9.6500e-004	0.00
tblVehicleEF	MH	1.05	0.00
tblVehicleEF	MH	0.08	0.00
tblVehicleEF	MH	0.43	0.00
tblVehicleEF	MH	0.09	0.07
tblVehicleEF	MH	0.02	0.00
tblVehicleEF	MH	0.32	0.00
tblVehicleEF	MH	0.01	9.2790e-003
tblVehicleEF	MH	6.7100e-004	0.00
tblVehicleEF	MH	1.05	0.00
tblVehicleEF	MH	0.08	0.00
tblVehicleEF	MH	0.43	0.00
tblVehicleEF	MH	0.12	0.08
tblVehicleEF	MH	0.02	0.00
tblVehicleEF	MH	0.35	0.00
tblVehicleEF	MHD	0.02	4.9130e-003
tblVehicleEF	MHD	4.2090e-003	5.6110e-003
tblVehicleEF	MHD	0.05	0.01
tblVehicleEF	MHD	0.36	0.39
tblVehicleEF	MHD	0.33	0.51
tblVehicleEF	MHD	6.12	1.31
tblVehicleEF	MHD	141.40	56.75
tblVehicleEF	MHD	1,144.82	1,086.34
tblVehicleEF	MHD	60.68	12.86
tblVehicleEF	MHD	0.54	0.43
tblVehicleEF	MHD	1.18	1.96

tblVehicleEF	MHD	2.3000e-004	1.4510e-003
tblVehicleEF	MHD	5.5730e-003	0.05
tblVehicleEF	MHD	7.9300e-004	1.1900e-004
tblVehicleEF	MHD	2.2000e-004	1.3880e-003
tblVehicleEF	MHD	5.3290e-003	0.05
tblVehicleEF	MHD	7.2900e-004	1.0900e-004
tblVehicleEF	MHD	1.1360e-003	4.8700e-004
tblVehicleEF	MHD	0.04	0.02
tblVehicleEF	MHD	0.03	0.02
tblVehicleEF	MHD	7.3800e-004	3.2900e-004
tblVehicleEF	MHD	0.04	0.09
tblVehicleEF	MHD	0.02	0.10
tblVehicleEF	MHD	0.38	0.06
tblVehicleEF	MHD	1.3610e-003	5.4000e-004
tblVehicleEF	MHD	0.01	0.01
tblVehicleEF	MHD	7.1400e-004	1.2700e-004
tblVehicleEF	MHD	1.1360e-003	4.8700e-004
tblVehicleEF	MHD	0.04	0.02
tblVehicleEF	MHD	0.04	0.03
tblVehicleEF	MHD	7.3800e-004	3.2900e-004
tblVehicleEF	MHD	0.05	0.11
tblVehicleEF	MHD	0.02	0.10
tblVehicleEF	MHD	0.41	0.07
tblVehicleEF	MHD	0.02	4.6520e-003
tblVehicleEF	MHD	4.2610e-003	5.6470e-003
tblVehicleEF	MHD	0.05	0.01
tblVehicleEF	MHD	0.26	0.31

tblVehicleEF	MHD	0.34	0.51
tblVehicleEF	MHD	5.83	1.25
tblVehicleEF	MHD	149.77	57.73
tblVehicleEF	MHD	1,144.82	1,086.35
tblVehicleEF	MHD	60.68	12.75
tblVehicleEF	MHD	0.56	0.43
tblVehicleEF	MHD	1.12	1.85
tblVehicleEF	MHD	1.9400e-004	1.2250e-003
tblVehicleEF	MHD	5.5730e-003	0.05
tblVehicleEF	MHD	7.9300e-004	1.1900e-004
tblVehicleEF	MHD	1.8500e-004	1.1720e-003
tblVehicleEF	MHD	5.3290e-003	0.05
tblVehicleEF	MHD	7.2900e-004	1.0900e-004
tblVehicleEF	MHD	1.6040e-003	6.8900e-004
tblVehicleEF	MHD	0.05	0.02
tblVehicleEF	MHD	0.02	0.02
tblVehicleEF	MHD	1.0240e-003	4.5600e-004
tblVehicleEF	MHD	0.04	0.09
tblVehicleEF	MHD	0.02	0.09
tblVehicleEF	MHD	0.36	0.06
tblVehicleEF	MHD	1.4400e-003	5.5000e-004
tblVehicleEF	MHD	0.01	0.01
tblVehicleEF	MHD	7.0900e-004	1.2600e-004
tblVehicleEF	MHD	1.6040e-003	6.8900e-004
tblVehicleEF	MHD	0.05	0.02
tblVehicleEF	MHD	0.03	0.03
tblVehicleEF	MHD	1.0240e-003	4.5600e-004

tblVehicleEF	MHD	0.05	0.11
tblVehicleEF	MHD	0.02	0.09
tblVehicleEF	MHD	0.40	0.06
tblVehicleEF	MHD	0.02	5.2900e-003
tblVehicleEF	MHD	4.1930e-003	5.5990e-003
tblVehicleEF	MHD	0.05	0.01
tblVehicleEF	MHD	0.50	0.50
tblVehicleEF	MHD	0.33	0.51
tblVehicleEF	MHD	6.17	1.32
tblVehicleEF	MHD	129.83	55.39
tblVehicleEF	MHD	1,144.82	1,086.34
tblVehicleEF	MHD	60.68	12.88
tblVehicleEF	MHD	0.52	0.42
tblVehicleEF	MHD	1.16	1.92
tblVehicleEF	MHD	2.8000e-004	1.7620e-003
tblVehicleEF	MHD	5.5730e-003	0.05
tblVehicleEF	MHD	7.9300e-004	1.1900e-004
tblVehicleEF	MHD	2.6800e-004	1.6860e-003
tblVehicleEF	MHD	5.3290e-003	0.05
tblVehicleEF	MHD	7.2900e-004	1.0900e-004
tblVehicleEF	MHD	1.1820e-003	4.9800e-004
tblVehicleEF	MHD	0.05	0.02
tblVehicleEF	MHD	0.03	0.03
tblVehicleEF	MHD	7.5300e-004	3.3100e-004
tblVehicleEF	MHD	0.04	0.09
tblVehicleEF	MHD	0.02	0.11
tblVehicleEF	MHD	0.38	0.06

tblVehicleEF	MHD	1.2520e-003	5.2700e-004
tblVehicleEF	MHD	0.01	0.01
tblVehicleEF	MHD	7.1500e-004	1.2700e-004
tblVehicleEF	MHD	1.1820e-003	4.9800e-004
tblVehicleEF	MHD	0.05	0.02
tblVehicleEF	MHD	0.04	0.03
tblVehicleEF	MHD	7.5300e-004	3.3100e-004
tblVehicleEF	MHD	0.05	0.11
tblVehicleEF	MHD	0.02	0.11
tblVehicleEF	MHD	0.42	0.07
tblVehicleEF	OBUS	0.01	9.0600e-003
tblVehicleEF	OBUS	8.4360e-003	9.3580e-003
tblVehicleEF	OBUS	0.03	0.02
tblVehicleEF	OBUS	0.28	0.55
tblVehicleEF	OBUS	0.58	1.01
tblVehicleEF	OBUS	5.60	2.44
tblVehicleEF	OBUS	84.68	84.33
tblVehicleEF	OBUS	1,226.51	1,422.10
tblVehicleEF	OBUS	69.78	20.28
tblVehicleEF	OBUS	0.42	0.52
tblVehicleEF	OBUS	1.44	1.85
tblVehicleEF	OBUS	1.4500e-004	2.0430e-003
tblVehicleEF	OBUS	7.3790e-003	0.04
tblVehicleEF	OBUS	8.3400e-004	1.9500e-004
tblVehicleEF	OBUS	1.3900e-004	1.9550e-003
tblVehicleEF	OBUS	7.0420e-003	0.03
tblVehicleEF	OBUS	7.6700e-004	1.7900e-004

tblVehicleEF	OBUS	1.4250e-003	1.8490e-003
tblVehicleEF	OBUS	0.02	0.02
tblVehicleEF	OBUS	0.04	0.06
tblVehicleEF	OBUS	7.6500e-004	9.7800e-004
tblVehicleEF	OBUS	0.06	0.10
tblVehicleEF	OBUS	0.04	0.23
tblVehicleEF	OBUS	0.35	0.12
tblVehicleEF	OBUS	8.2000e-004	8.0300e-004
tblVehicleEF	OBUS	0.01	0.01
tblVehicleEF	OBUS	7.9600e-004	2.0100e-004
tblVehicleEF	OBUS	1.4250e-003	1.8490e-003
tblVehicleEF	OBUS	0.02	0.02
tblVehicleEF	OBUS	0.05	0.08
tblVehicleEF	OBUS	7.6500e-004	9.7800e-004
tblVehicleEF	OBUS	0.07	0.12
tblVehicleEF	OBUS	0.04	0.23
tblVehicleEF	OBUS	0.39	0.13
tblVehicleEF	OBUS	0.01	9.0790e-003
tblVehicleEF	OBUS	8.5800e-003	9.4940e-003
tblVehicleEF	OBUS	0.03	0.02
tblVehicleEF	OBUS	0.26	0.53
tblVehicleEF	OBUS	0.58	1.02
tblVehicleEF	OBUS	5.31	2.31
tblVehicleEF	OBUS	88.70	84.93
tblVehicleEF	OBUS	1,226.51	1,422.12
tblVehicleEF	OBUS	69.78	20.06
tblVehicleEF	OBUS	0.43	0.52

tblVehicleEF	OBUS	1.35	1.74
tblVehicleEF	OBUS	1.2200e-004	1.7270e-003
tblVehicleEF	OBUS	7.3790e-003	0.04
tblVehicleEF	OBUS	8.3400e-004	1.9500e-004
tblVehicleEF	OBUS	1.1700e-004	1.6520e-003
tblVehicleEF	OBUS	7.0420e-003	0.03
tblVehicleEF	OBUS	7.6700e-004	1.7900e-004
tblVehicleEF	OBUS	1.9610e-003	2.5310e-003
tblVehicleEF	OBUS	0.02	0.02
tblVehicleEF	OBUS	0.04	0.06
tblVehicleEF	OBUS	1.0530e-003	1.3340e-003
tblVehicleEF	OBUS	0.06	0.10
tblVehicleEF	OBUS	0.04	0.22
tblVehicleEF	OBUS	0.34	0.11
tblVehicleEF	OBUS	8.5900e-004	8.0900e-004
tblVehicleEF	OBUS	0.01	0.01
tblVehicleEF	OBUS	7.9100e-004	1.9900e-004
tblVehicleEF	OBUS	1.9610e-003	2.5310e-003
tblVehicleEF	OBUS	0.02	0.02
tblVehicleEF	OBUS	0.05	0.08
tblVehicleEF	OBUS	1.0530e-003	1.3340e-003
tblVehicleEF	OBUS	0.07	0.12
tblVehicleEF	OBUS	0.04	0.22
tblVehicleEF	OBUS	0.37	0.13
tblVehicleEF	OBUS	0.01	9.0540e-003
tblVehicleEF	OBUS	8.3930e-003	9.3190e-003
tblVehicleEF	OBUS	0.03	0.02

tblVehicleEF	OBUS	0.29	0.59
tblVehicleEF	OBUS	0.57	1.00
tblVehicleEF	OBUS	5.64	2.46
tblVehicleEF	OBUS	79.14	83.50
tblVehicleEF	OBUS	1,226.51	1,422.09
tblVehicleEF	OBUS	69.78	20.31
tblVehicleEF	OBUS	0.40	0.52
tblVehicleEF	OBUS	1.41	1.81
tblVehicleEF	OBUS	1.7600e-004	2.4810e-003
tblVehicleEF	OBUS	7.3790e-003	0.04
tblVehicleEF	OBUS	8.3400e-004	1.9500e-004
tblVehicleEF	OBUS	1.6900e-004	2.3730e-003
tblVehicleEF	OBUS	7.0420e-003	0.03
tblVehicleEF	OBUS	7.6700e-004	1.7900e-004
tblVehicleEF	OBUS	1.4580e-003	1.9070e-003
tblVehicleEF	OBUS	0.02	0.02
tblVehicleEF	OBUS	0.04	0.06
tblVehicleEF	OBUS	7.6200e-004	9.8200e-004
tblVehicleEF	OBUS	0.06	0.10
tblVehicleEF	OBUS	0.04	0.24
tblVehicleEF	OBUS	0.36	0.12
tblVehicleEF	OBUS	7.6700e-004	7.9500e-004
tblVehicleEF	OBUS	0.01	0.01
tblVehicleEF	OBUS	7.9700e-004	2.0100e-004
tblVehicleEF	OBUS	1.4580e-003	1.9070e-003
tblVehicleEF	OBUS	0.02	0.02
tblVehicleEF	OBUS	0.05	0.08

tblVehicleEF	OBUS	7.6200e-004	9.8200e-004
tblVehicleEF	OBUS	0.07	0.12
tblVehicleEF	OBUS	0.04	0.24
tblVehicleEF	OBUS	0.39	0.13
tblVehicleEF	SBUS	0.87	0.07
tblVehicleEF	SBUS	0.02	0.01
tblVehicleEF	SBUS	0.09	7.1320e-003
tblVehicleEF	SBUS	8.16	2.80
tblVehicleEF	SBUS	1.19	1.03
tblVehicleEF	SBUS	9.61	1.02
tblVehicleEF	SBUS	1,131.05	356.18
tblVehicleEF	SBUS	1,090.69	1,128.82
tblVehicleEF	SBUS	54.18	5.79
tblVehicleEF	SBUS	9.79	3.82
tblVehicleEF	SBUS	4.65	6.33
tblVehicleEF	SBUS	0.01	6.3360e-003
tblVehicleEF	SBUS	0.01	0.01
tblVehicleEF	SBUS	0.03	0.04
tblVehicleEF	SBUS	9.3500e-004	6.5000e-005
tblVehicleEF	SBUS	0.01	6.0620e-003
tblVehicleEF	SBUS	2.6810e-003	2.6580e-003
tblVehicleEF	SBUS	0.02	0.04
tblVehicleEF	SBUS	8.6000e-004	6.0000e-005
tblVehicleEF	SBUS	3.6480e-003	1.1350e-003
tblVehicleEF	SBUS	0.04	0.01
tblVehicleEF	SBUS	0.98	0.34
tblVehicleEF	SBUS	1.9360e-003	5.7500e-004

tblVehicleEF	SBUS	0.13	0.14
tblVehicleEF	SBUS	0.02	0.07
tblVehicleEF	SBUS	0.51	0.04
tblVehicleEF	SBUS	0.01	3.4000e-003
tblVehicleEF	SBUS	0.01	0.01
tblVehicleEF	SBUS	7.0800e-004	5.7000e-005
tblVehicleEF	SBUS	3.6480e-003	1.1350e-003
tblVehicleEF	SBUS	0.04	0.01
tblVehicleEF	SBUS	1.42	0.48
tblVehicleEF	SBUS	1.9360e-003	5.7500e-004
tblVehicleEF	SBUS	0.16	0.17
tblVehicleEF	SBUS	0.02	0.07
tblVehicleEF	SBUS	0.56	0.05
tblVehicleEF	SBUS	0.87	0.07
tblVehicleEF	SBUS	0.02	0.01
tblVehicleEF	SBUS	0.08	6.4080e-003
tblVehicleEF	SBUS	8.04	2.75
tblVehicleEF	SBUS	1.21	1.05
tblVehicleEF	SBUS	7.94	0.84
tblVehicleEF	SBUS	1,182.37	367.48
tblVehicleEF	SBUS	1,090.69	1,128.85
tblVehicleEF	SBUS	54.18	5.50
tblVehicleEF	SBUS	10.10	3.93
tblVehicleEF	SBUS	4.39	5.98
tblVehicleEF	SBUS	8.9100e-003	5.3460e-003
tblVehicleEF	SBUS	0.01	0.01
tblVehicleEF	SBUS	0.03	0.04

tblVehicleEF	SBUS	9.3500e-004	6.5000e-005
tblVehicleEF	SBUS	8.5240e-003	5.1150e-003
tblVehicleEF	SBUS	2.6810e-003	2.6580e-003
tblVehicleEF	SBUS	0.02	0.04
tblVehicleEF	SBUS	8.6000e-004	6.0000e-005
tblVehicleEF	SBUS	4.9860e-003	1.5480e-003
tblVehicleEF	SBUS	0.04	0.01
tblVehicleEF	SBUS	0.98	0.34
tblVehicleEF	SBUS	2.6570e-003	7.8500e-004
tblVehicleEF	SBUS	0.13	0.14
tblVehicleEF	SBUS	0.01	0.06
tblVehicleEF	SBUS	0.46	0.04
tblVehicleEF	SBUS	0.01	3.5060e-003
tblVehicleEF	SBUS	0.01	0.01
tblVehicleEF	SBUS	6.8100e-004	5.4000e-005
tblVehicleEF	SBUS	4.9860e-003	1.5480e-003
tblVehicleEF	SBUS	0.04	0.01
tblVehicleEF	SBUS	1.42	0.48
tblVehicleEF	SBUS	2.6570e-003	7.8500e-004
tblVehicleEF	SBUS	0.16	0.17
tblVehicleEF	SBUS	0.01	0.06
tblVehicleEF	SBUS	0.50	0.04
tblVehicleEF	SBUS	0.87	0.07
tblVehicleEF	SBUS	0.02	0.01
tblVehicleEF	SBUS	0.09	7.2360e-003
tblVehicleEF	SBUS	8.33	2.86
tblVehicleEF	SBUS	1.18	1.03

tblVehicleEF	SBUS	9.77	1.03
tblVehicleEF	SBUS	1,060.18	340.58
tblVehicleEF	SBUS	1,090.69	1,128.81
tblVehicleEF	SBUS	54.18	5.82
tblVehicleEF	SBUS	9.36	3.67
tblVehicleEF	SBUS	4.57	6.22
tblVehicleEF	SBUS	0.01	7.7020e-003
tblVehicleEF	SBUS	0.01	0.01
tblVehicleEF	SBUS	0.03	0.04
tblVehicleEF	SBUS	9.3500e-004	6.5000e-005
tblVehicleEF	SBUS	0.01	7.3690e-003
tblVehicleEF	SBUS	2.6810e-003	2.6580e-003
tblVehicleEF	SBUS	0.02	0.04
tblVehicleEF	SBUS	8.6000e-004	6.0000e-005
tblVehicleEF	SBUS	3.6990e-003	1.1730e-003
tblVehicleEF	SBUS	0.04	0.01
tblVehicleEF	SBUS	0.99	0.34
tblVehicleEF	SBUS	1.8970e-003	5.6800e-004
tblVehicleEF	SBUS	0.13	0.14
tblVehicleEF	SBUS	0.02	0.09
tblVehicleEF	SBUS	0.51	0.04
tblVehicleEF	SBUS	0.01	3.2520e-003
tblVehicleEF	SBUS	0.01	0.01
tblVehicleEF	SBUS	7.1100e-004	5.8000e-005
tblVehicleEF	SBUS	3.6990e-003	1.1730e-003
tblVehicleEF	SBUS	0.04	0.01
tblVehicleEF	SBUS	1.42	0.48

tblVehicleEF	SBUS	1.8970e-003	5.6800e-004
tblVehicleEF	SBUS	0.16	0.17
tblVehicleEF	SBUS	0.02	0.09
tblVehicleEF	SBUS	0.56	0.05
tblVehicleEF	UBUS	1.93	7.28
tblVehicleEF	UBUS	0.07	0.03
tblVehicleEF	UBUS	8.96	27.90
tblVehicleEF	UBUS	13.19	1.81
tblVehicleEF	UBUS	1,828.32	2,044.63
tblVehicleEF	UBUS	133.38	22.76
tblVehicleEF	UBUS	4.82	4.04
tblVehicleEF	UBUS	0.53	0.08
tblVehicleEF	UBUS	0.01	0.03
tblVehicleEF	UBUS	0.04	5.2920e-003
tblVehicleEF	UBUS	1.1810e-003	4.0000e-005
tblVehicleEF	UBUS	0.23	0.03
tblVehicleEF	UBUS	3.0000e-003	7.5850e-003
tblVehicleEF	UBUS	0.04	5.0590e-003
tblVehicleEF	UBUS	1.0860e-003	3.6000e-005
tblVehicleEF	UBUS	6.1570e-003	2.6630e-003
tblVehicleEF	UBUS	0.10	0.03
tblVehicleEF	UBUS	3.6270e-003	1.8540e-003
tblVehicleEF	UBUS	0.53	0.11
tblVehicleEF	UBUS	0.03	0.21
tblVehicleEF	UBUS	0.96	0.15
tblVehicleEF	UBUS	8.6430e-003	4.3420e-003
tblVehicleEF	UBUS	1.5700e-003	2.2500e-004

tblVehicleEF	UBUS	6.1570e-003	2.6630e-003
tblVehicleEF	UBUS	0.10	0.03
tblVehicleEF	UBUS	3.6270e-003	1.8540e-003
tblVehicleEF	UBUS	2.52	7.44
tblVehicleEF	UBUS	0.03	0.21
tblVehicleEF	UBUS	1.05	0.16
tblVehicleEF	UBUS	1.94	7.28
tblVehicleEF	UBUS	0.07	0.03
tblVehicleEF	UBUS	9.02	27.90
tblVehicleEF	UBUS	11.63	1.61
tblVehicleEF	UBUS	1,828.32	2,044.63
tblVehicleEF	UBUS	133.38	22.40
tblVehicleEF	UBUS	4.53	4.03
tblVehicleEF	UBUS	0.53	0.08
tblVehicleEF	UBUS	0.01	0.03
tblVehicleEF	UBUS	0.04	5.2920e-003
tblVehicleEF	UBUS	1.1810e-003	4.0000e-005
tblVehicleEF	UBUS	0.23	0.03
tblVehicleEF	UBUS	3.0000e-003	7.5850e-003
tblVehicleEF	UBUS	0.04	5.0590e-003
tblVehicleEF	UBUS	1.0860e-003	3.6000e-005
tblVehicleEF	UBUS	8.2530e-003	3.6380e-003
tblVehicleEF	UBUS	0.10	0.03
tblVehicleEF	UBUS	4.8310e-003	2.4730e-003
tblVehicleEF	UBUS	0.53	0.11
tblVehicleEF	UBUS	0.03	0.19
tblVehicleEF	UBUS	0.89	0.14

tblVehicleEF	UBUS	8.6450e-003	4.3420e-003
tblVehicleEF	UBUS	1.5430e-003	2.2200e-004
tblVehicleEF	UBUS	8.2530e-003	3.6380e-003
tblVehicleEF	UBUS	0.10	0.03
tblVehicleEF	UBUS	4.8310e-003	2.4730e-003
tblVehicleEF	UBUS	2.53	7.44
tblVehicleEF	UBUS	0.03	0.19
tblVehicleEF	UBUS	0.98	0.15
tblVehicleEF	UBUS	1.93	7.28
tblVehicleEF	UBUS	0.07	0.03
tblVehicleEF	UBUS	8.95	27.90
tblVehicleEF	UBUS	13.46	1.85
tblVehicleEF	UBUS	1,828.32	2,044.63
tblVehicleEF	UBUS	133.38	22.82
tblVehicleEF	UBUS	4.73	4.04
tblVehicleEF	UBUS	0.53	0.08
tblVehicleEF	UBUS	0.01	0.03
tblVehicleEF	UBUS	0.04	5.2920e-003
tblVehicleEF	UBUS	1.1810e-003	4.0000e-005
tblVehicleEF	UBUS	0.23	0.03
tblVehicleEF	UBUS	3.0000e-003	7.5850e-003
tblVehicleEF	UBUS	0.04	5.0590e-003
tblVehicleEF	UBUS	1.0860e-003	3.6000e-005
tblVehicleEF	UBUS	6.9610e-003	2.5390e-003
tblVehicleEF	UBUS	0.12	0.03
tblVehicleEF	UBUS	3.8300e-003	1.7550e-003
tblVehicleEF	UBUS	0.52	0.11

tblVehicleEF	UBUS	0.04	0.26
tblVehicleEF	UBUS	0.98	0.15
tblVehicleEF	UBUS	8.6430e-003	4.3420e-003
tblVehicleEF	UBUS	1.5750e-003	2.2600e-004
tblVehicleEF	UBUS	6.9610e-003	2.5390e-003
tblVehicleEF	UBUS	0.12	0.03
tblVehicleEF	UBUS	3.8300e-003	1.7550e-003
tblVehicleEF	UBUS	2.52	7.44
tblVehicleEF	UBUS	0.04	0.26
tblVehicleEF	UBUS	1.07	0.16
tblVehicleTrips	CNW_TTP	41.00	0.00
tblVehicleTrips	CW_TL	16.60	40.00
tblVehicleTrips	CW_TTP	59.00	100.00
tblVehicleTrips	DV_TP	5.00	0.00
tblVehicleTrips	PB_TP	3.00	0.00
tblVehicleTrips	PR_TP	92.00	100.00
tblVehicleTrips	ST_TR	1.68	0.40
tblVehicleTrips	SU_TR	1.68	0.40
tblVehicleTrips	WD_TR	1.68	0.40

2.0 Emissions Summary

2.1 Overall Construction

Unmitigated Construction

	ROG	NOx	CO	SO2	Fugitive PM10	Exhaust PM10	PM10 Total	Fugitive PM2.5	Exhaust PM2.5	PM2.5 Total	Bio- CO2	NBio- CO2	Total CO2	CH4	N2O	CO2e
Year	tons/yr										MT/yr					
2021	0.0000	0.0000	0.0000	0.0000	0.0000	0.0000	0.0000	0.0000	0.0000	0.0000	0.0000	0.0000	0.0000	0.0000	0.0000	0.0000
Maximum	**0.0000**	**0.0000**	**0.0000**	**0.0000**	**0.0000**	**0.0000**	**0.0000**	**0.0000**	**0.0000**	**0.0000**	**0.0000**	**0.0000**	**0.0000**	**0.0000**	**0.0000**	**0.0000**

Mitigated Construction

	ROG	NOx	CO	SO2	Fugitive PM10	Exhaust PM10	PM10 Total	Fugitive PM2.5	Exhaust PM2.5	PM2.5 Total	Bio- CO2	NBio- CO2	Total CO2	CH4	N2O	CO2e
Year	tons/yr										MT/yr					
2021	0.0000	0.0000	0.0000	0.0000	0.0000	0.0000	0.0000	0.0000	0.0000	0.0000	0.0000	0.0000	0.0000	0.0000	0.0000	0.0000
Maximum	**0.0000**	**0.0000**	**0.0000**	**0.0000**	**0.0000**	**0.0000**	**0.0000**	**0.0000**	**0.0000**	**0.0000**	**0.0000**	**0.0000**	**0.0000**	**0.0000**	**0.0000**	**0.0000**

	ROG	**NOx**	**CO**	**SO2**	**Fugitive PM10**	**Exhaust PM10**	**PM10 Total**	**Fugitive PM2.5**	**Exhaust PM2.5**	**PM2.5 Total**	**Bio- CO2**	**NBio-CO2**	**Total CO2**	**CH4**	**N20**	**CO2e**
Percent Reduction	**0.00**	**0.00**	**0.00**	**0.00**	**0.00**	**0.00**	**0.00**	**0.00**	**0.00**	**0.00**	**0.00**	**0.00**	**0.00**	**0.00**	**0.00**	**0.00**

Quarter	Start Date	End Date	Maximum Unmitigated ROG + NOX (tons/quarter)	Maximum Mitigated ROG + NOX (tons/quarter)
		Highest		

2.2 Overall Operational

Unmitigated Operational

	ROG	NOx	CO	SO2	Fugitive PM10	Exhaust PM10	PM10 Total	Fugitive PM2.5	Exhaust PM2.5	PM2.5 Total	Bio- CO2	NBio- CO2	Total CO2	CH4	N2O	CO2e
Category	tons/yr										MT/yr					
Area	0.6435	1.5000e-004	0.0161	0.0000		6.0000e-005	6.0000e-005		6.0000e-005	6.0000e-005	0.0000	0.0313	0.0313	8.0000e-005	0.0000	0.0333
Energy	2.1700e-003	0.0197	0.0165	1.2000e-004		1.5000e-003	1.5000e-003		1.5000e-003	1.5000e-003	0.0000	212.8057	212.8057	8.3100e-003	2.0300e-003	213.6177
Mobile	0.1177	4.2355	0.9021	0.0127	0.3621	0.0468	0.4088	0.0993	0.0448	0.1440	0.0000	1,302.2660	1,302.2660	0.1217	0.0000	1,305.3072
Offroad	0.0249	0.2822	0.1413	5.8000e-004		9.5300e-003	9.5300e-003		8.7600e-003	8.7600e-003	0.0000	50.8406	50.8406	0.0164	0.0000	51.2516
Waste						0.0000	0.0000		0.0000	0.0000	27.6677	0.0000	27.6677	1.6351	0.0000	68.5455
Water						0.0000	0.0000		0.0000	0.0000	10.6379	139.1134	149.7514	1.0984	0.0270	185.2526
Total	**0.7882**	**4.5375**	**1.0760**	**0.0134**	**0.3621**	**0.0579**	**0.4199**	**0.0993**	**0.0551**	**0.1544**	**38.3056**	**1,705.0569**	**1,743.3625**	**2.8800**	**0.0290**	**1,824.0079**

2.2 Overall Operational

Mitigated Operational

	ROG	NOx	CO	SO2	Fugitive PM10	Exhaust PM10	PM10 Total	Fugitive PM2.5	Exhaust PM2.5	PM2.5 Total	Bio- CO2	NBio- CO2	Total CO2	CH4	N2O	CO2e
Category	tons/yr										MT/yr					
Area	0.6435	1.5000e-004	0.0161	0.0000		6.0000e-005	6.0000e-005		6.0000e-005	6.0000e-005	0.0000	0.0313	0.0313	8.0000e-005	0.0000	0.0333
Energy	2.1700e-003	0.0197	0.0165	1.2000e-004		1.5000e-003	1.5000e-003		1.5000e-003	1.5000e-003	0.0000	212.8057	212.8057	8.3100e-003	2.0300e-003	213.6177
Mobile	0.1177	4.2355	0.9021	0.0127	0.3621	0.0468	0.4088	0.0993	0.0448	0.1440	0.0000	1,302.2660	1,302.2660	0.1217	0.0000	1,305.3072
Offroad	0.0249	0.2822	0.1413	5.8000e-004		9.5300e-003	9.5300e-003		8.7600e-003	8.7600e-003	0.0000	50.8406	50.8406	0.0164	0.0000	51.2516
Waste						0.0000	0.0000		0.0000	0.0000	27.6677	0.0000	27.6677	1.6351	0.0000	68.5455
Water						0.0000	0.0000		0.0000	0.0000	10.6379	139.1134	149.7514	1.0984	0.0270	185.2526
Total	**0.7882**	**4.5375**	**1.0760**	**0.0134**	**0.3621**	**0.0579**	**0.4199**	**0.0993**	**0.0551**	**0.1544**	**38.3056**	**1,705.0569**	**1,743.3625**	**2.8800**	**0.0290**	**1,824.0079**

	ROG	NOx	CO	SO2	Fugitive PM10	Exhaust PM10	PM10 Total	Fugitive PM2.5	Exhaust PM2.5	PM2.5 Total	Bio- CO2	NBio-CO2	Total CO2	CH4	N20	CO2e
Percent Reduction	**0.00**	**0.00**	**0.00**	**0.00**	**0.00**	**0.00**	**0.00**	**0.00**	**0.00**	**0.00**	**0.00**	**0.00**	**0.00**	**0.00**	**0.00**	**0.00**

3.0 Construction Detail

Construction Phase

Phase Number	Phase Name	Phase Type	Start Date	End Date	Num Days Week	Num Days	Phase Description
1	Demolition	Demolition	1/4/2021	1/3/2021	5	0	

Acres of Grading (Site Preparation Phase): 0

Acres of Grading (Grading Phase): 0

Acres of Paving: 14.84

Residential Indoor: 0; Residential Outdoor: 0; Non-Residential Indoor: 0; Non-Residential Outdoor: 0; Striped Parking Area: 0 (Architectural Coating – sqft)

OffRoad Equipment

Phase Name	Offroad Equipment Type	Amount	Usage Hours	Horse Power	Load Factor
Demolition	Concrete/Industrial Saws	0	8.00	81	0.73
Demolition	Excavators	0	8.00	158	0.38
Demolition	Rubber Tired Dozers	0	8.00	247	0.40

Trips and VMT

Phase Name	Offroad Equipment Count	Worker Trip Number	Vendor Trip Number	Hauling Trip Number	Worker Trip Length	Vendor Trip Length	Hauling Trip Length	Worker Vehicle Class	Vendor Vehicle Class	Hauling Vehicle Class
Demolition	0	0.00	0.00	0.00	14.70	6.90	20.00	LD_Mix	HDT_Mix	HHDT

3.1 Mitigation Measures Construction

3.2 Demolition - 2021

Unmitigated Construction On-Site

	ROG	NOx	CO	SO2	Fugitive PM10	Exhaust PM10	PM10 Total	Fugitive PM2.5	Exhaust PM2.5	PM2.5 Total	Bio- CO2	NBio- CO2	Total CO2	CH4	N2O	CO2e
Category	tons/yr										MT/yr					
Off-Road	0.0000	0.0000	0.0000	0.0000	0.0000	0.0000	0.0000	0.0000	0.0000	0.0000	0.0000	0.0000	0.0000	0.0000	0.0000	0.0000
Total	**0.0000**	**0.0000**	**0.0000**	**0.0000**	**0.0000**	**0.0000**	**0.0000**	**0.0000**	**0.0000**	**0.0000**	**0.0000**	**0.0000**	**0.0000**	**0.0000**	**0.0000**	**0.0000**

Unmitigated Construction Off-Site

	ROG	NOx	CO	SO2	Fugitive PM10	Exhaust PM10	PM10 Total	Fugitive PM2.5	Exhaust PM2.5	PM2.5 Total	Bio- CO2	NBio- CO2	Total CO2	CH4	N2O	CO2e
Category	tons/yr										MT/yr					
Hauling	0.0000	0.0000	0.0000	0.0000	0.0000	0.0000	0.0000	0.0000	0.0000	0.0000	0.0000	0.0000	0.0000	0.0000	0.0000	0.0000
Vendor	0.0000	0.0000	0.0000	0.0000	0.0000	0.0000	0.0000	0.0000	0.0000	0.0000	0.0000	0.0000	0.0000	0.0000	0.0000	0.0000
Worker	0.0000	0.0000	0.0000	0.0000	0.0000	0.0000	0.0000	0.0000	0.0000	0.0000	0.0000	0.0000	0.0000	0.0000	0.0000	0.0000
Total	**0.0000**	**0.0000**	**0.0000**	**0.0000**	**0.0000**	**0.0000**	**0.0000**	**0.0000**	**0.0000**	**0.0000**	**0.0000**	**0.0000**	**0.0000**	**0.0000**	**0.0000**	**0.0000**

3.2 Demolition - 2021

Mitigated Construction On-Site

	ROG	NOx	CO	SO2	Fugitive PM10	Exhaust PM10	PM10 Total	Fugitive PM2.5	Exhaust PM2.5	PM2.5 Total	Bio- CO2	NBio- CO2	Total CO2	CH4	N2O	CO2e
Category	tons/yr										MT/yr					
Off-Road	0.0000	0.0000	0.0000	0.0000	0.0000	0.0000	0.0000	0.0000	0.0000	0.0000	0.0000	0.0000	0.0000	0.0000	0.0000	0.0000
Total	**0.0000**	**0.0000**	**0.0000**	**0.0000**	**0.0000**	**0.0000**	**0.0000**	**0.0000**	**0.0000**	**0.0000**	**0.0000**	**0.0000**	**0.0000**	**0.0000**	**0.0000**	**0.0000**

Mitigated Construction Off-Site

	ROG	NOx	CO	SO2	Fugitive PM10	Exhaust PM10	PM10 Total	Fugitive PM2.5	Exhaust PM2.5	PM2.5 Total	Bio- CO2	NBio- CO2	Total CO2	CH4	N2O	CO2e
Category	tons/yr										MT/yr					
Hauling	0.0000	0.0000	0.0000	0.0000	0.0000	0.0000	0.0000	0.0000	0.0000	0.0000	0.0000	0.0000	0.0000	0.0000	0.0000	0.0000
Vendor	0.0000	0.0000	0.0000	0.0000	0.0000	0.0000	0.0000	0.0000	0.0000	0.0000	0.0000	0.0000	0.0000	0.0000	0.0000	0.0000
Worker	0.0000	0.0000	0.0000	0.0000	0.0000	0.0000	0.0000	0.0000	0.0000	0.0000	0.0000	0.0000	0.0000	0.0000	0.0000	0.0000
Total	**0.0000**	**0.0000**	**0.0000**	**0.0000**	**0.0000**	**0.0000**	**0.0000**	**0.0000**	**0.0000**	**0.0000**	**0.0000**	**0.0000**	**0.0000**	**0.0000**	**0.0000**	**0.0000**

4.0 Operational Detail - Mobile

4.1 Mitigation Measures Mobile

	ROG	NOx	CO	SO2	Fugitive PM10	Exhaust PM10	PM10 Total	Fugitive PM2.5	Exhaust PM2.5	PM2.5 Total	Bio- CO2	NBio- CO2	Total CO2	CH4	N2O	CO2e
Category	tons/yr										MT/yr					
Mitigated	0.1177	4.2355	0.9021	0.0127	0.3621	0.0468	0.4088	0.0993	0.0448	0.1440	0.0000	1,302.2660	1,302.2660	0.1217	0.0000	1,305.3072
Unmitigated	0.1177	4.2355	0.9021	0.0127	0.3621	0.0468	0.4088	0.0993	0.0448	0.1440	0.0000	1,302.2660	1,302.2660	0.1217	0.0000	1,305.3072

4.2 Trip Summary Information

	Average Daily Trip Rate			Unmitigated	Mitigated
Land Use	Weekday	Saturday	Sunday	Annual VMT	Annual VMT
Other Asphalt Surfaces	0.00	0.00	0.00		
Parking Lot	0.00	0.00	0.00		
Unrefrigerated Warehouse-No Rail	58.00	58.00	58.00	844,503	844,503
Total	58.00	58.00	58.00	844,503	844,503

4.3 Trip Type Information

	Miles			Trip %			Trip Purpose %		
Land Use	H-W or C-W	H-S or C-C	H-O or C-NW	H-W or C-W	H-S or C-C	H-O or C-NW	Primary	Diverted	Pass-by
Other Asphalt Surfaces	16.60	8.40	6.90	0.00	0.00	0.00	0	0	0
Parking Lot	16.60	8.40	6.90	0.00	0.00	0.00	0	0	0
Unrefrigerated Warehouse-No	40.00	8.40	6.90	100.00	0.00	0.00	100	0	0

4.4 Fleet Mix

Land Use	LDA	LDT1	LDT2	MDV	LHD1	LHD2	MHD	HHD	OBUS	UBUS	MCY	SBUS	MH
Other Asphalt Surfaces	0.558976	0.043534	0.209821	0.113949	0.016111	0.005791	0.025447	0.016654	0.001713	0.001553	0.004896	0.000590	0.000966
Parking Lot	0.558976	0.043534	0.209821	0.113949	0.016111	0.005791	0.025447	0.016654	0.001713	0.001553	0.004896	0.000590	0.000966
Unrefrigerated Warehouse-No Rail	0.000000	0.000000	0.000000	0.000000	0.000000	0.000000	0.000000	1.000000	0.000000	0.000000	0.000000	0.000000	0.000000

5.0 Energy Detail

Historical Energy Use: N

5.1 Mitigation Measures Energy

	ROG	NOx	CO	SO2	Fugitive PM10	Exhaust PM10	PM10 Total	Fugitive PM2.5	Exhaust PM2.5	PM2.5 Total	Bio- CO2	NBio- CO2	Total CO2	CH4	N2O	CO2e
Category	tons/yr										MT/yr					
Electricity Mitigated						0.0000	0.0000		0.0000	0.0000	0.0000	191.3715	191.3715	7.9000e-003	1.6300e-003	192.0562
Electricity Unmitigated						0.0000	0.0000		0.0000	0.0000	0.0000	191.3715	191.3715	7.9000e-003	1.6300e-003	192.0562
NaturalGas Mitigated	2.1700e-003	0.0197	0.0165	1.2000e-004		1.5000e-003	1.5000e-003		1.5000e-003	1.5000e-003	0.0000	21.4342	21.4342	4.1000e-004	3.9000e-004	21.5615
NaturalGas Unmitigated	2.1700e-003	0.0197	0.0165	1.2000e-004		1.5000e-003	1.5000e-003		1.5000e-003	1.5000e-003	0.0000	21.4342	21.4342	4.1000e-004	3.9000e-004	21.5615

5.2 Energy by Land Use - NaturalGas

Unmitigated

	NaturalGas Use	ROG	NOx	CO	SO2	Fugitive PM10	Exhaust PM10	PM10 Total	Fugitive PM2.5	Exhaust PM2.5	PM2.5 Total	Bio- CO2	NBio- CO2	Total CO2	CH4	N2O	CO2e
Land Use	kBTU/yr	tons/yr										MT/yr					
Other Asphalt Surfaces	0	0.0000	0.0000	0.0000	0.0000		0.0000	0.0000		0.0000	0.0000	0.0000	0.0000	0.0000	0.0000	0.0000	0.0000
Parking Lot	0	0.0000	0.0000	0.0000	0.0000		0.0000	0.0000		0.0000	0.0000	0.0000	0.0000	0.0000	0.0000	0.0000	0.0000
Unrefrigerated Warehouse-No Rail	401661	2.1700e-003	0.0197	0.0165	1.2000e-004		1.5000e-003	1.5000e-003		1.5000e-003	1.5000e-003	0.0000	21.4342	21.4342	4.1000e-004	3.9000e-004	21.5615
Total		**2.1700e-003**	**0.0197**	**0.0165**	**1.2000e-004**		**1.5000e-003**	**1.5000e-003**		**1.5000e-003**	**1.5000e-003**	**0.0000**	**21.4342**	**21.4342**	**4.1000e-004**	**3.9000e-004**	**21.5615**

Mitigated

	NaturalGas Use	ROG	NOx	CO	SO2	Fugitive PM10	Exhaust PM10	PM10 Total	Fugitive PM2.5	Exhaust PM2.5	PM2.5 Total	Bio- CO2	NBio- CO2	Total CO2	CH4	N2O	CO2e
Land Use	kBTU/yr	tons/yr										MT/yr					
Other Asphalt Surfaces	0	0.0000	0.0000	0.0000	0.0000		0.0000	0.0000		0.0000	0.0000	0.0000	0.0000	0.0000	0.0000	0.0000	0.0000
Parking Lot	0	0.0000	0.0000	0.0000	0.0000		0.0000	0.0000		0.0000	0.0000	0.0000	0.0000	0.0000	0.0000	0.0000	0.0000
Unrefrigerated Warehouse-No Rail	401661	2.1700e-003	0.0197	0.0165	1.2000e-004		1.5000e-003	1.5000e-003		1.5000e-003	1.5000e-003	0.0000	21.4342	21.4342	4.1000e-004	3.9000e-004	21.5615
Total		**2.1700e-003**	**0.0197**	**0.0165**	**1.2000e-004**		**1.5000e-003**	**1.5000e-003**		**1.5000e-003**	**1.5000e-003**	**0.0000**	**21.4342**	**21.4342**	**4.1000e-004**	**3.9000e-004**	**21.5615**

5.3 Energy by Land Use - Electricity

Unmitigated

	Electricity Use	Total CO2	CH4	N2O	CO2e
Land Use	kWh/yr	MT/yr			
Other Asphalt Surfaces	0	0.0000	0.0000	0.0000	0.0000
Parking Lot	109060	34.7489	1.4300e-003	3.0000e-004	34.8732
Unrefrigerated Warehouse-No Rail	491564	156.6227	6.4700e-003	1.3400e-003	157.1830
Total		**191.3715**	**7.9000e-003**	**1.6400e-003**	**192.0562**

Mitigated

	Electricity Use	Total CO2	CH4	N2O	CO2e
Land Use	kWh/yr	MT/yr			
Other Asphalt Surfaces	0	0.0000	0.0000	0.0000	0.0000
Parking Lot	109060	34.7489	1.4300e-003	3.0000e-004	34.8732
Unrefrigerated Warehouse-No Rail	491564	156.6227	6.4700e-003	1.3400e-003	157.1830
Total		**191.3715**	**7.9000e-003**	**1.6400e-003**	**192.0562**

6.0 Area Detail

6.1 Mitigation Measures Area

	ROG	NOx	CO	SO2	Fugitive PM10	Exhaust PM10	PM10 Total	Fugitive PM2.5	Exhaust PM2.5	PM2.5 Total	Bio- CO2	NBio- CO2	Total CO2	CH4	N2O	CO2e
Category	tons/yr										MT/yr					
Mitigated	0.6435	1.5000e-004	0.0161	0.0000		6.0000e-005	6.0000e-005		6.0000e-005	6.0000e-005	0.0000	0.0313	0.0313	8.0000e-005	0.0000	0.0333
Unmitigated	0.6435	1.5000e-004	0.0161	0.0000		6.0000e-005	6.0000e-005		6.0000e-005	6.0000e-005	0.0000	0.0313	0.0313	8.0000e-005	0.0000	0.0333

6.2 Area by SubCategory

Unmitigated

	ROG	NOx	CO	SO2	Fugitive PM10	Exhaust PM10	PM10 Total	Fugitive PM2.5	Exhaust PM2.5	PM2.5 Total	Bio- CO2	NBio- CO2	Total CO2	CH4	N2O	CO2e
SubCategory	tons/yr										MT/yr					
Architectural Coating	0.0762					0.0000	0.0000		0.0000	0.0000	0.0000	0.0000	0.0000	0.0000	0.0000	0.0000
Consumer Products	0.5658					0.0000	0.0000		0.0000	0.0000	0.0000	0.0000	0.0000	0.0000	0.0000	0.0000
Landscaping	1.5100e-003	1.5000e-004	0.0161	0.0000		6.0000e-005	6.0000e-005		6.0000e-005	6.0000e-005	0.0000	0.0313	0.0313	8.0000e-005	0.0000	0.0333
Total	**0.6435**	**1.5000e-004**	**0.0161**	**0.0000**		**6.0000e-005**	**6.0000e-005**		**6.0000e-005**	**6.0000e-005**	**0.0000**	**0.0313**	**0.0313**	**8.0000e-005**	**0.0000**	**0.0333**

Mitigated

	ROG	NOx	CO	SO2	Fugitive PM10	Exhaust PM10	PM10 Total	Fugitive PM2.5	Exhaust PM2.5	PM2.5 Total	Bio- CO2	NBio- CO2	Total CO2	CH4	N2O	CO2e
SubCategory	tons/yr										MT/yr					
Architectural Coating	0.0762					0.0000	0.0000		0.0000	0.0000	0.0000	0.0000	0.0000	0.0000	0.0000	0.0000
Consumer Products	0.5658					0.0000	0.0000		0.0000	0.0000	0.0000	0.0000	0.0000	0.0000	0.0000	0.0000
Landscaping	1.5100e-003	1.5000e-004	0.0161	0.0000		6.0000e-005	6.0000e-005		6.0000e-005	6.0000e-005	0.0000	0.0313	0.0313	8.0000e-005	0.0000	0.0333
Total	**0.6435**	**1.5000e-004**	**0.0161**	**0.0000**		**6.0000e-005**	**6.0000e-005**		**6.0000e-005**	**6.0000e-005**	**0.0000**	**0.0313**	**0.0313**	**8.0000e-005**	**0.0000**	**0.0333**

7.0 Water Detail

7.1 Mitigation Measures Water

	Total CO2	CH4	N2O	CO2e
Category	MT/yr			
Mitigated	149.7514	1.0984	0.0270	185.2526
Unmitigated	149.7514	1.0984	0.0270	185.2526

7.2 Water by Land Use

Unmitigated

	Indoor/Outdoor Use	Total CO2	CH4	N2O	CO2e
Land Use	Mgal	MT/yr			
Other Asphalt Surfaces	0 / 0	0.0000	0.0000	0.0000	0.0000
Parking Lot	0 / 0	0.0000	0.0000	0.0000	0.0000
Unrefrigerated Warehouse-No Rail	33.5313 / 0	149.7514	1.0984	0.0270	185.2526
Total		**149.7514**	**1.0984**	**0.0270**	**185.2526**

7.2 Water by Land Use

Mitigated

	Indoor/Outdoor Use	Total CO2	CH4	N2O	CO2e
Land Use	Mgal	MT/yr			
Other Asphalt Surfaces	0 / 0	0.0000	0.0000	0.0000	0.0000
Parking Lot	0 / 0	0.0000	0.0000	0.0000	0.0000
Unrefrigerated Warehouse-No Rail	33.5313 / 0	149.7514	1.0984	0.0270	185.2526
Total		**149.7514**	**1.0984**	**0.0270**	**185.2526**

8.0 Waste Detail

8.1 Mitigation Measures Waste

Category/Year

	Total CO2	CH4	N2O	CO2e
	MT/yr			
Mitigated	27.6677	1.6351	0.0000	68.5455
Unmitigated	27.6677	1.6351	0.0000	68.5455

8.2 Waste by Land Use

Unmitigated

	Waste Disposed	Total CO2	CH4	N2O	CO2e
Land Use	tons	MT/yr			
Other Asphalt Surfaces	0	0.0000	0.0000	0.0000	0.0000
Parking Lot	0	0.0000	0.0000	0.0000	0.0000
Unrefrigerated Warehouse-No Rail	136.3	27.6677	1.6351	0.0000	68.5455
Total		**27.6677**	**1.6351**	**0.0000**	**68.5455**

8.2 Waste by Land Use

Mitigated

	Waste Disposed	Total CO2	CH4	N2O	CO2e
Land Use	tons	MT/yr			
Other Asphalt Surfaces	0	0.0000	0.0000	0.0000	0.0000
Parking Lot	0	0.0000	0.0000	0.0000	0.0000
Unrefrigerated Warehouse-No Rail	136.3	27.6677	1.6351	0.0000	68.5455
Total		**27.6677**	**1.6351**	**0.0000**	**68.5455**

9.0 Operational Offroad

Equipment Type	Number	Hours/Day	Days/Year	Horse Power	Load Factor	Fuel Type
Tractors/Loaders/Backhoes	1	4.00	365	200	0.37	CNG

UnMitigated/Mitigated

	ROG	NOx	CO	SO2	Fugitive PM10	Exhaust PM10	PM10 Total	Fugitive PM2.5	Exhaust PM2.5	PM2.5 Total	Bio- CO2	NBio- CO2	Total CO2	CH4	N2O	CO2e
Equipment Type	tons/yr										MT/yr					
Tractors/Loaders/ Backhoes	0.0249	0.2822	0.1413	5.8000e-004		9.5300e-003	9.5300e-003		8.7600e-003	8.7600e-003	0.0000	50.8406	50.8406	0.0164	0.0000	51.2516
Total	**0.0249**	**0.2822**	**0.1413**	**5.8000e-004**		**9.5300e-003**	**9.5300e-003**		**8.7600e-003**	**8.7600e-003**	**0.0000**	**50.8406**	**50.8406**	**0.0164**	**0.0000**	**51.2516**

10.0 Stationary Equipment

Fire Pumps and Emergency Generators

Equipment Type	Number	Hours/Day	Hours/Year	Horse Power	Load Factor	Fuel Type

Boilers

Equipment Type	Number	Heat Input/Day	Heat Input/Year	Boiler Rating	Fuel Type

User Defined Equipment

Equipment Type	Number

11.0 Vegetation

This page intentionally left blank

APPENDIX 3.4:

CALEEMOD EXISTING ANNUAL OPERATIONAL (PASSENGER CARS) EMISSIONS MODEL OUTPUTS

Katella Avenue - Existing (Operations - Passenger Cars)

Orange County, Annual

1.0 Project Characteristics

1.1 Land Usage

Land Uses	Size	Metric	Lot Acreage	Floor Surface Area	Population
General Office Building	250.00	1000sqft	5.74	250,000.00	0
Unrefrigerated Warehouse-No Rail	150.00	1000sqft	3.44	150,000.00	0

1.2 Other Project Characteristics

Urbanization	Urban	**Wind Speed (m/s)**	2.2	**Precipitation Freq (Days)**	30
Climate Zone	8			**Operational Year**	2021
Utility Company	Southern California Edison				
CO2 Intensity (lb/MWhr)	702.44	**CH4 Intensity (lb/MWhr)**	0.029	**N2O Intensity (lb/MWhr)**	0.006

1.3 User Entered Comments & Non-Default Data

Katella Avenue - Existing (Operations - Passenger Cars) - Orange County, Annual

Project Characteristics -

Land Use -

Construction Phase - Operations Run Only.

Off-road Equipment - Operations Run Only.

Trips and VMT - Operations Run Only.

Vehicle Trips - Trip Characteristics based on information provided in the Katella Avenue Amazon Facility Traffic Impact Analysis by Urban Crossroads, Inc.

Fleet Mix - Passenger Car Fleet Mix estimated based on the ratio of the vehicle classes in CalEEMod default fleet mix.

Vehicle Emission Factors - EMFAC2017

Vehicle Emission Factors - EMFAC2017

Vehicle Emission Factors - EMFAC2017

Table Name	Column Name	Default Value	New Value
tblConstructionPhase	NumDays	20.00	0.00
tblFleetMix	HHD	0.02	0.00
tblFleetMix	HHD	0.02	0.00
tblFleetMix	LDA	0.56	0.60
tblFleetMix	LDA	0.56	0.60
tblFleetMix	LDT1	0.04	0.05
tblFleetMix	LDT1	0.04	0.05
tblFleetMix	LDT2	0.21	0.23
tblFleetMix	LDT2	0.21	0.23
tblFleetMix	LHD1	0.02	0.00
tblFleetMix	LHD1	0.02	0.00
tblFleetMix	LHD2	5.7910e-003	0.00
tblFleetMix	LHD2	5.7910e-003	0.00
tblFleetMix	MCY	4.8960e-003	0.00
tblFleetMix	MCY	4.8960e-003	0.00

tblFleetMix	MDV	0.11	0.12
tblFleetMix	MDV	0.11	0.12
tblFleetMix	MH	9.6600e-004	0.00
tblFleetMix	MH	9.6600e-004	0.00
tblFleetMix	MHD	0.03	0.00
tblFleetMix	MHD	0.03	0.00
tblFleetMix	OBUS	1.7130e-003	0.00
tblFleetMix	OBUS	1.7130e-003	0.00
tblFleetMix	SBUS	5.9000e-004	0.00
tblFleetMix	SBUS	5.9000e-004	0.00
tblFleetMix	UBUS	1.5530e-003	0.00
tblFleetMix	UBUS	1.5530e-003	0.00
tblOffRoadEquipment	OffRoadEquipmentUnitAmount	1.00	0.00
tblOffRoadEquipment	OffRoadEquipmentUnitAmount	3.00	0.00
tblOffRoadEquipment	OffRoadEquipmentUnitAmount	2.00	0.00
tblVehicleEF	HHD	0.63	0.03
tblVehicleEF	HHD	0.16	0.14
tblVehicleEF	HHD	0.08	1.0000e-006
tblVehicleEF	HHD	2.36	5.39
tblVehicleEF	HHD	1.29	0.84
tblVehicleEF	HHD	3.99	0.01
tblVehicleEF	HHD	4,116.44	1,057.87
tblVehicleEF	HHD	1,683.99	1,517.44
tblVehicleEF	HHD	12.64	0.09
tblVehicleEF	HHD	20.04	5.92
tblVehicleEF	HHD	3.96	3.93
tblVehicleEF	HHD	0.02	8.4880e-003

tblVehicleEF	HHD	0.06	0.06
tblVehicleEF	HHD	0.03	0.04
tblVehicleEF	HHD	0.02	0.05
tblVehicleEF	HHD	1.1600e-004	1.0000e-006
tblVehicleEF	HHD	0.02	8.1210e-003
tblVehicleEF	HHD	0.03	0.03
tblVehicleEF	HHD	8.6750e-003	8.7680e-003
tblVehicleEF	HHD	0.02	0.05
tblVehicleEF	HHD	1.0700e-004	1.0000e-006
tblVehicleEF	HHD	1.1800e-004	6.0000e-006
tblVehicleEF	HHD	4.9160e-003	2.4300e-004
tblVehicleEF	HHD	0.57	0.41
tblVehicleEF	HHD	8.9000e-005	4.0000e-006
tblVehicleEF	HHD	0.13	0.12
tblVehicleEF	HHD	4.6300e-004	1.1210e-003
tblVehicleEF	HHD	0.10	4.0000e-006
tblVehicleEF	HHD	0.04	9.6940e-003
tblVehicleEF	HHD	0.02	0.01
tblVehicleEF	HHD	1.9200e-004	1.0000e-006
tblVehicleEF	HHD	1.1800e-004	6.0000e-006
tblVehicleEF	HHD	4.9160e-003	2.4300e-004
tblVehicleEF	HHD	0.68	0.48
tblVehicleEF	HHD	8.9000e-005	4.0000e-006
tblVehicleEF	HHD	0.31	0.27
tblVehicleEF	HHD	4.6300e-004	1.1210e-003
tblVehicleEF	HHD	0.11	5.0000e-006
tblVehicleEF	HHD	0.59	0.03

tblVehicleEF	HHD	0.16	0.14
tblVehicleEF	HHD	0.08	1.0000e-006
tblVehicleEF	HHD	1.72	5.25
tblVehicleEF	HHD	1.30	0.84
tblVehicleEF	HHD	3.80	0.01
tblVehicleEF	HHD	4,359.67	1,057.02
tblVehicleEF	HHD	1,683.99	1,517.44
tblVehicleEF	HHD	12.64	0.09
tblVehicleEF	HHD	20.68	5.78
tblVehicleEF	HHD	3.75	3.72
tblVehicleEF	HHD	0.02	7.8070e-003
tblVehicleEF	HHD	0.06	0.06
tblVehicleEF	HHD	0.03	0.04
tblVehicleEF	HHD	0.02	0.05
tblVehicleEF	HHD	1.1600e-004	1.0000e-006
tblVehicleEF	HHD	0.02	7.4700e-003
tblVehicleEF	HHD	0.03	0.03
tblVehicleEF	HHD	8.6750e-003	8.7680e-003
tblVehicleEF	HHD	0.02	0.05
tblVehicleEF	HHD	1.0700e-004	1.0000e-006
tblVehicleEF	HHD	1.6900e-004	9.0000e-006
tblVehicleEF	HHD	5.0090e-003	2.4600e-004
tblVehicleEF	HHD	0.54	0.43
tblVehicleEF	HHD	1.2500e-004	6.0000e-006
tblVehicleEF	HHD	0.13	0.12
tblVehicleEF	HHD	4.4900e-004	1.1010e-003
tblVehicleEF	HHD	0.09	4.0000e-006

tblVehicleEF	HHD	0.04	9.6850e-003
tblVehicleEF	HHD	0.02	0.01
tblVehicleEF	HHD	1.8900e-004	1.0000e-006
tblVehicleEF	HHD	1.6900e-004	9.0000e-006
tblVehicleEF	HHD	5.0090e-003	2.4600e-004
tblVehicleEF	HHD	0.64	0.50
tblVehicleEF	HHD	1.2500e-004	6.0000e-006
tblVehicleEF	HHD	0.31	0.27
tblVehicleEF	HHD	4.4900e-004	1.1010e-003
tblVehicleEF	HHD	0.10	4.0000e-006
tblVehicleEF	HHD	0.68	0.02
tblVehicleEF	HHD	0.16	5.0360e-003
tblVehicleEF	HHD	0.08	1.0000e-006
tblVehicleEF	HHD	3.25	5.42
tblVehicleEF	HHD	1.29	0.46
tblVehicleEF	HHD	4.03	0.01
tblVehicleEF	HHD	3,780.54	1,027.42
tblVehicleEF	HHD	1,683.99	1,421.63
tblVehicleEF	HHD	12.64	0.09
tblVehicleEF	HHD	19.16	5.92
tblVehicleEF	HHD	3.89	3.78
tblVehicleEF	HHD	0.02	8.9820e-003
tblVehicleEF	HHD	0.06	0.06
tblVehicleEF	HHD	0.03	0.03
tblVehicleEF	HHD	0.02	0.05
tblVehicleEF	HHD	1.1600e-004	1.0000e-006
tblVehicleEF	HHD	0.02	8.5930e-003

tblVehicleEF	HHD	0.03	0.03
tblVehicleEF	HHD	8.6750e-003	8.5160e-003
tblVehicleEF	HHD	0.02	0.05
tblVehicleEF	HHD	1.0700e-004	1.0000e-006
tblVehicleEF	HHD	1.1700e-004	6.0000e-006
tblVehicleEF	HHD	5.3110e-003	2.7000e-004
tblVehicleEF	HHD	0.61	0.39
tblVehicleEF	HHD	9.0000e-005	4.0000e-006
tblVehicleEF	HHD	0.13	0.11
tblVehicleEF	HHD	5.0200e-004	1.1940e-003
tblVehicleEF	HHD	0.10	4.0000e-006
tblVehicleEF	HHD	0.03	9.7070e-003
tblVehicleEF	HHD	0.02	0.01
tblVehicleEF	HHD	1.9300e-004	1.0000e-006
tblVehicleEF	HHD	1.1700e-004	6.0000e-006
tblVehicleEF	HHD	5.3110e-003	2.7000e-004
tblVehicleEF	HHD	0.73	0.44
tblVehicleEF	HHD	9.0000e-005	4.0000e-006
tblVehicleEF	HHD	0.31	0.12
tblVehicleEF	HHD	5.0200e-004	1.1940e-003
tblVehicleEF	HHD	0.11	5.0000e-006
tblVehicleEF	LDA	4.3340e-003	2.6620e-003
tblVehicleEF	LDA	5.1760e-003	0.05
tblVehicleEF	LDA	0.58	0.68
tblVehicleEF	LDA	1.10	2.11
tblVehicleEF	LDA	263.86	265.52
tblVehicleEF	LDA	58.33	54.23

tblVehicleEF	LDA	0.05	0.04
tblVehicleEF	LDA	1.9130e-003	1.6720e-003
tblVehicleEF	LDA	2.2790e-003	1.9250e-003
tblVehicleEF	LDA	1.7630e-003	1.5400e-003
tblVehicleEF	LDA	2.0960e-003	1.7700e-003
tblVehicleEF	LDA	0.04	0.05
tblVehicleEF	LDA	0.09	0.10
tblVehicleEF	LDA	0.03	0.05
tblVehicleEF	LDA	0.01	0.01
tblVehicleEF	LDA	0.04	0.21
tblVehicleEF	LDA	0.07	0.23
tblVehicleEF	LDA	2.6420e-003	2.6270e-003
tblVehicleEF	LDA	6.0200e-004	5.3700e-004
tblVehicleEF	LDA	0.04	0.05
tblVehicleEF	LDA	0.09	0.10
tblVehicleEF	LDA	0.03	0.05
tblVehicleEF	LDA	0.02	0.01
tblVehicleEF	LDA	0.04	0.21
tblVehicleEF	LDA	0.08	0.25
tblVehicleEF	LDA	4.5760e-003	2.8320e-003
tblVehicleEF	LDA	4.6500e-003	0.05
tblVehicleEF	LDA	0.63	0.74
tblVehicleEF	LDA	0.95	1.82
tblVehicleEF	LDA	274.96	276.40
tblVehicleEF	LDA	58.33	53.69
tblVehicleEF	LDA	0.04	0.03
tblVehicleEF	LDA	1.9130e-003	1.6720e-003

tblVehicleEF	LDA	2.2790e-003	1.9250e-003
tblVehicleEF	LDA	1.7630e-003	1.5400e-003
tblVehicleEF	LDA	2.0960e-003	1.7700e-003
tblVehicleEF	LDA	0.05	0.07
tblVehicleEF	LDA	0.09	0.10
tblVehicleEF	LDA	0.05	0.07
tblVehicleEF	LDA	0.01	0.01
tblVehicleEF	LDA	0.04	0.19
tblVehicleEF	LDA	0.06	0.21
tblVehicleEF	LDA	2.7540e-003	2.7340e-003
tblVehicleEF	LDA	5.9900e-004	5.3100e-004
tblVehicleEF	LDA	0.05	0.07
tblVehicleEF	LDA	0.09	0.10
tblVehicleEF	LDA	0.05	0.07
tblVehicleEF	LDA	0.02	0.02
tblVehicleEF	LDA	0.04	0.19
tblVehicleEF	LDA	0.07	0.23
tblVehicleEF	LDA	4.2520e-003	2.6080e-003
tblVehicleEF	LDA	5.2830e-003	0.05
tblVehicleEF	LDA	0.56	0.65
tblVehicleEF	LDA	1.13	2.18
tblVehicleEF	LDA	259.76	261.50
tblVehicleEF	LDA	58.33	54.34
tblVehicleEF	LDA	0.05	0.04
tblVehicleEF	LDA	1.9130e-003	1.6720e-003
tblVehicleEF	LDA	2.2790e-003	1.9250e-003
tblVehicleEF	LDA	1.7630e-003	1.5400e-003

tblVehicleEF	LDA	2.0960e-003	1.7700e-003
tblVehicleEF	LDA	0.04	0.05
tblVehicleEF	LDA	0.10	0.10
tblVehicleEF	LDA	0.03	0.05
tblVehicleEF	LDA	0.01	0.01
tblVehicleEF	LDA	0.04	0.23
tblVehicleEF	LDA	0.07	0.23
tblVehicleEF	LDA	2.6010e-003	2.5870e-003
tblVehicleEF	LDA	6.0200e-004	5.3800e-004
tblVehicleEF	LDA	0.04	0.05
tblVehicleEF	LDA	0.10	0.10
tblVehicleEF	LDA	0.03	0.05
tblVehicleEF	LDA	0.02	0.01
tblVehicleEF	LDA	0.04	0.23
tblVehicleEF	LDA	0.08	0.26
tblVehicleEF	LDT1	9.9920e-003	6.2080e-003
tblVehicleEF	LDT1	0.01	0.07
tblVehicleEF	LDT1	1.19	1.26
tblVehicleEF	LDT1	2.74	2.32
tblVehicleEF	LDT1	324.21	313.05
tblVehicleEF	LDT1	71.81	65.11
tblVehicleEF	LDT1	0.11	0.10
tblVehicleEF	LDT1	2.5570e-003	2.3060e-003
tblVehicleEF	LDT1	3.2780e-003	2.6450e-003
tblVehicleEF	LDT1	2.3530e-003	2.1220e-003
tblVehicleEF	LDT1	3.0150e-003	2.4330e-003
tblVehicleEF	LDT1	0.12	0.12

tblVehicleEF	LDT1	0.25	0.19
tblVehicleEF	LDT1	0.10	0.11
tblVehicleEF	LDT1	0.02	0.03
tblVehicleEF	LDT1	0.16	0.66
tblVehicleEF	LDT1	0.19	0.36
tblVehicleEF	LDT1	3.2560e-003	3.0980e-003
tblVehicleEF	LDT1	7.6600e-004	6.4400e-004
tblVehicleEF	LDT1	0.12	0.12
tblVehicleEF	LDT1	0.25	0.19
tblVehicleEF	LDT1	0.10	0.11
tblVehicleEF	LDT1	0.04	0.04
tblVehicleEF	LDT1	0.16	0.66
tblVehicleEF	LDT1	0.21	0.40
tblVehicleEF	LDT1	0.01	6.5570e-003
tblVehicleEF	LDT1	0.01	0.07
tblVehicleEF	LDT1	1.28	1.36
tblVehicleEF	LDT1	2.36	2.00
tblVehicleEF	LDT1	337.31	324.18
tblVehicleEF	LDT1	71.81	64.47
tblVehicleEF	LDT1	0.10	0.09
tblVehicleEF	LDT1	2.5570e-003	2.3060e-003
tblVehicleEF	LDT1	3.2780e-003	2.6450e-003
tblVehicleEF	LDT1	2.3530e-003	2.1220e-003
tblVehicleEF	LDT1	3.0150e-003	2.4330e-003
tblVehicleEF	LDT1	0.17	0.18
tblVehicleEF	LDT1	0.26	0.20
tblVehicleEF	LDT1	0.14	0.15

tblVehicleEF	LDT1	0.03	0.03
tblVehicleEF	LDT1	0.14	0.61
tblVehicleEF	LDT1	0.17	0.32
tblVehicleEF	LDT1	3.3880e-003	3.2080e-003
tblVehicleEF	LDT1	7.5900e-004	6.3800e-004
tblVehicleEF	LDT1	0.17	0.18
tblVehicleEF	LDT1	0.26	0.20
tblVehicleEF	LDT1	0.14	0.15
tblVehicleEF	LDT1	0.04	0.04
tblVehicleEF	LDT1	0.14	0.61
tblVehicleEF	LDT1	0.19	0.36
tblVehicleEF	LDT1	9.8200e-003	6.0950e-003
tblVehicleEF	LDT1	0.01	0.07
tblVehicleEF	LDT1	1.16	1.22
tblVehicleEF	LDT1	2.82	2.40
tblVehicleEF	LDT1	319.38	308.94
tblVehicleEF	LDT1	71.81	65.25
tblVehicleEF	LDT1	0.11	0.10
tblVehicleEF	LDT1	2.5570e-003	2.3060e-003
tblVehicleEF	LDT1	3.2780e-003	2.6450e-003
tblVehicleEF	LDT1	2.3530e-003	2.1220e-003
tblVehicleEF	LDT1	3.0150e-003	2.4330e-003
tblVehicleEF	LDT1	0.12	0.13
tblVehicleEF	LDT1	0.29	0.22
tblVehicleEF	LDT1	0.10	0.11
tblVehicleEF	LDT1	0.02	0.03
tblVehicleEF	LDT1	0.18	0.78

tblVehicleEF	LDT1	0.19	0.37
tblVehicleEF	LDT1	3.2070e-003	3.0570e-003
tblVehicleEF	LDT1	7.6700e-004	6.4600e-004
tblVehicleEF	LDT1	0.12	0.13
tblVehicleEF	LDT1	0.29	0.22
tblVehicleEF	LDT1	0.10	0.11
tblVehicleEF	LDT1	0.04	0.04
tblVehicleEF	LDT1	0.18	0.78
tblVehicleEF	LDT1	0.21	0.41
tblVehicleEF	LDT2	5.7840e-003	4.0560e-003
tblVehicleEF	LDT2	6.6620e-003	0.07
tblVehicleEF	LDT2	0.74	0.91
tblVehicleEF	LDT2	1.41	2.69
tblVehicleEF	LDT2	369.26	341.01
tblVehicleEF	LDT2	81.71	71.31
tblVehicleEF	LDT2	0.07	0.07
tblVehicleEF	LDT2	1.8090e-003	1.6370e-003
tblVehicleEF	LDT2	2.1990e-003	1.8210e-003
tblVehicleEF	LDT2	1.6640e-003	1.5060e-003
tblVehicleEF	LDT2	2.0220e-003	1.6740e-003
tblVehicleEF	LDT2	0.05	0.07
tblVehicleEF	LDT2	0.11	0.12
tblVehicleEF	LDT2	0.05	0.08
tblVehicleEF	LDT2	0.01	0.02
tblVehicleEF	LDT2	0.06	0.39
tblVehicleEF	LDT2	0.09	0.32
tblVehicleEF	LDT2	3.6980e-003	3.3740e-003

tblVehicleEF	LDT2	8.4100e-004	7.0600e-004
tblVehicleEF	LDT2	0.05	0.07
tblVehicleEF	LDT2	0.11	0.12
tblVehicleEF	LDT2	0.05	0.08
tblVehicleEF	LDT2	0.02	0.02
tblVehicleEF	LDT2	0.06	0.39
tblVehicleEF	LDT2	0.10	0.35
tblVehicleEF	LDT2	6.1050e-003	4.3050e-003
tblVehicleEF	LDT2	5.9960e-003	0.06
tblVehicleEF	LDT2	0.80	0.99
tblVehicleEF	LDT2	1.22	2.32
tblVehicleEF	LDT2	384.42	352.00
tblVehicleEF	LDT2	81.71	70.61
tblVehicleEF	LDT2	0.06	0.06
tblVehicleEF	LDT2	1.8090e-003	1.6370e-003
tblVehicleEF	LDT2	2.1990e-003	1.8210e-003
tblVehicleEF	LDT2	1.6640e-003	1.5060e-003
tblVehicleEF	LDT2	2.0220e-003	1.6740e-003
tblVehicleEF	LDT2	0.07	0.11
tblVehicleEF	LDT2	0.11	0.13
tblVehicleEF	LDT2	0.07	0.10
tblVehicleEF	LDT2	0.02	0.02
tblVehicleEF	LDT2	0.05	0.36
tblVehicleEF	LDT2	0.08	0.29
tblVehicleEF	LDT2	3.8500e-003	3.4820e-003
tblVehicleEF	LDT2	8.3800e-004	6.9900e-004
tblVehicleEF	LDT2	0.07	0.11

tblVehicleEF	LDT2	0.11	0.13
tblVehicleEF	LDT2	0.07	0.10
tblVehicleEF	LDT2	0.02	0.02
tblVehicleEF	LDT2	0.05	0.36
tblVehicleEF	LDT2	0.09	0.31
tblVehicleEF	LDT2	5.6750e-003	3.9780e-003
tblVehicleEF	LDT2	6.7990e-003	0.07
tblVehicleEF	LDT2	0.72	0.88
tblVehicleEF	LDT2	1.45	2.77
tblVehicleEF	LDT2	363.66	336.95
tblVehicleEF	LDT2	81.71	71.46
tblVehicleEF	LDT2	0.07	0.07
tblVehicleEF	LDT2	1.8090e-003	1.6370e-003
tblVehicleEF	LDT2	2.1990e-003	1.8210e-003
tblVehicleEF	LDT2	1.6640e-003	1.5060e-003
tblVehicleEF	LDT2	2.0220e-003	1.6740e-003
tblVehicleEF	LDT2	0.04	0.07
tblVehicleEF	LDT2	0.11	0.13
tblVehicleEF	LDT2	0.05	0.08
tblVehicleEF	LDT2	0.01	0.02
tblVehicleEF	LDT2	0.07	0.46
tblVehicleEF	LDT2	0.09	0.33
tblVehicleEF	LDT2	3.6420e-003	3.3340e-003
tblVehicleEF	LDT2	8.4100e-004	7.0700e-004
tblVehicleEF	LDT2	0.04	0.07
tblVehicleEF	LDT2	0.11	0.13
tblVehicleEF	LDT2	0.05	0.08

tblVehicleEF	LDT2	0.02	0.02
tblVehicleEF	LDT2	0.07	0.46
tblVehicleEF	LDT2	0.10	0.36
tblVehicleEF	LHD1	5.7990e-003	5.8180e-003
tblVehicleEF	LHD1	0.01	5.0100e-003
tblVehicleEF	LHD1	0.02	0.02
tblVehicleEF	LHD1	0.15	0.19
tblVehicleEF	LHD1	0.78	0.57
tblVehicleEF	LHD1	2.55	1.09
tblVehicleEF	LHD1	9.03	9.05
tblVehicleEF	LHD1	603.73	667.72
tblVehicleEF	LHD1	33.13	12.41
tblVehicleEF	LHD1	0.08	0.06
tblVehicleEF	LHD1	1.27	0.81
tblVehicleEF	LHD1	8.6000e-004	7.5600e-004
tblVehicleEF	LHD1	0.01	9.6460e-003
tblVehicleEF	LHD1	0.01	7.2150e-003
tblVehicleEF	LHD1	9.1700e-004	2.5500e-004
tblVehicleEF	LHD1	8.2300e-004	7.2300e-004
tblVehicleEF	LHD1	2.5110e-003	2.4120e-003
tblVehicleEF	LHD1	9.9290e-003	6.8770e-003
tblVehicleEF	LHD1	8.4300e-004	2.3500e-004
tblVehicleEF	LHD1	2.8210e-003	2.2570e-003
tblVehicleEF	LHD1	0.10	0.07
tblVehicleEF	LHD1	0.02	0.02
tblVehicleEF	LHD1	1.7870e-003	1.4220e-003
tblVehicleEF	LHD1	0.06	0.05

tblVehicleEF	LHD1	0.28	0.47
tblVehicleEF	LHD1	0.27	0.08
tblVehicleEF	LHD1	9.1000e-005	8.8000e-005
tblVehicleEF	LHD1	5.9280e-003	6.5210e-003
tblVehicleEF	LHD1	3.7900e-004	1.2300e-004
tblVehicleEF	LHD1	2.8210e-003	2.2570e-003
tblVehicleEF	LHD1	0.10	0.07
tblVehicleEF	LHD1	0.02	0.03
tblVehicleEF	LHD1	1.7870e-003	1.4220e-003
tblVehicleEF	LHD1	0.08	0.06
tblVehicleEF	LHD1	0.28	0.47
tblVehicleEF	LHD1	0.29	0.09
tblVehicleEF	LHD1	5.7990e-003	5.8300e-003
tblVehicleEF	LHD1	0.01	5.0980e-003
tblVehicleEF	LHD1	0.02	0.02
tblVehicleEF	LHD1	0.15	0.19
tblVehicleEF	LHD1	0.79	0.58
tblVehicleEF	LHD1	2.44	1.04
tblVehicleEF	LHD1	9.03	9.05
tblVehicleEF	LHD1	603.73	667.74
tblVehicleEF	LHD1	33.13	12.33
tblVehicleEF	LHD1	0.08	0.06
tblVehicleEF	LHD1	1.19	0.76
tblVehicleEF	LHD1	8.6000e-004	7.5600e-004
tblVehicleEF	LHD1	0.01	9.6460e-003
tblVehicleEF	LHD1	0.01	7.2150e-003
tblVehicleEF	LHD1	9.1700e-004	2.5500e-004

tblVehicleEF	LHD1	8.2300e-004	7.2300e-004
tblVehicleEF	LHD1	2.5110e-003	2.4120e-003
tblVehicleEF	LHD1	9.9290e-003	6.8770e-003
tblVehicleEF	LHD1	8.4300e-004	2.3500e-004
tblVehicleEF	LHD1	3.9390e-003	3.1600e-003
tblVehicleEF	LHD1	0.10	0.07
tblVehicleEF	LHD1	0.02	0.02
tblVehicleEF	LHD1	2.4300e-003	1.9450e-003
tblVehicleEF	LHD1	0.06	0.05
tblVehicleEF	LHD1	0.27	0.45
tblVehicleEF	LHD1	0.26	0.08
tblVehicleEF	LHD1	9.1000e-005	8.8000e-005
tblVehicleEF	LHD1	5.9280e-003	6.5210e-003
tblVehicleEF	LHD1	3.7700e-004	1.2200e-004
tblVehicleEF	LHD1	3.9390e-003	3.1600e-003
tblVehicleEF	LHD1	0.10	0.07
tblVehicleEF	LHD1	0.02	0.03
tblVehicleEF	LHD1	2.4300e-003	1.9450e-003
tblVehicleEF	LHD1	0.08	0.06
tblVehicleEF	LHD1	0.27	0.45
tblVehicleEF	LHD1	0.28	0.08
tblVehicleEF	LHD1	5.7990e-003	5.8160e-003
tblVehicleEF	LHD1	0.01	4.9860e-003
tblVehicleEF	LHD1	0.02	0.02
tblVehicleEF	LHD1	0.15	0.19
tblVehicleEF	LHD1	0.77	0.57
tblVehicleEF	LHD1	2.56	1.09

tblVehicleEF	LHD1	9.03	9.05
tblVehicleEF	LHD1	603.73	667.72
tblVehicleEF	LHD1	33.13	12.42
tblVehicleEF	LHD1	0.08	0.06
tblVehicleEF	LHD1	1.24	0.80
tblVehicleEF	LHD1	8.6000e-004	7.5600e-004
tblVehicleEF	LHD1	0.01	9.6460e-003
tblVehicleEF	LHD1	0.01	7.2150e-003
tblVehicleEF	LHD1	9.1700e-004	2.5500e-004
tblVehicleEF	LHD1	8.2300e-004	7.2300e-004
tblVehicleEF	LHD1	2.5110e-003	2.4120e-003
tblVehicleEF	LHD1	9.9290e-003	6.8770e-003
tblVehicleEF	LHD1	8.4300e-004	2.3500e-004
tblVehicleEF	LHD1	2.9400e-003	2.3610e-003
tblVehicleEF	LHD1	0.11	0.08
tblVehicleEF	LHD1	0.02	0.02
tblVehicleEF	LHD1	1.8110e-003	1.4460e-003
tblVehicleEF	LHD1	0.06	0.05
tblVehicleEF	LHD1	0.30	0.50
tblVehicleEF	LHD1	0.27	0.08
tblVehicleEF	LHD1	9.1000e-005	8.8000e-005
tblVehicleEF	LHD1	5.9280e-003	6.5210e-003
tblVehicleEF	LHD1	3.8000e-004	1.2300e-004
tblVehicleEF	LHD1	2.9400e-003	2.3610e-003
tblVehicleEF	LHD1	0.11	0.08
tblVehicleEF	LHD1	0.02	0.03
tblVehicleEF	LHD1	1.8110e-003	1.4460e-003

tblVehicleEF	LHD1	0.08	0.06
tblVehicleEF	LHD1	0.30	0.50
tblVehicleEF	LHD1	0.29	0.09
tblVehicleEF	LHD2	4.2890e-003	4.2530e-003
tblVehicleEF	LHD2	4.2710e-003	3.6630e-003
tblVehicleEF	LHD2	9.4470e-003	0.01
tblVehicleEF	LHD2	0.13	0.16
tblVehicleEF	LHD2	0.36	0.41
tblVehicleEF	LHD2	1.38	0.76
tblVehicleEF	LHD2	13.67	13.61
tblVehicleEF	LHD2	619.08	679.10
tblVehicleEF	LHD2	28.46	10.01
tblVehicleEF	LHD2	0.10	0.09
tblVehicleEF	LHD2	0.87	0.94
tblVehicleEF	LHD2	1.1890e-003	1.1970e-003
tblVehicleEF	LHD2	0.01	0.01
tblVehicleEF	LHD2	9.7400e-003	0.01
tblVehicleEF	LHD2	4.6100e-004	1.4900e-004
tblVehicleEF	LHD2	1.1370e-003	1.1460e-003
tblVehicleEF	LHD2	2.6460e-003	2.6120e-003
tblVehicleEF	LHD2	9.3060e-003	9.6640e-003
tblVehicleEF	LHD2	4.2300e-004	1.3700e-004
tblVehicleEF	LHD2	1.1610e-003	1.4570e-003
tblVehicleEF	LHD2	0.04	0.05
tblVehicleEF	LHD2	0.02	0.02
tblVehicleEF	LHD2	7.7900e-004	9.3400e-004
tblVehicleEF	LHD2	0.05	0.05

tblVehicleEF	LHD2	0.09	0.30
tblVehicleEF	LHD2	0.13	0.06
tblVehicleEF	LHD2	1.3400e-004	1.3100e-004
tblVehicleEF	LHD2	6.0340e-003	6.5780e-003
tblVehicleEF	LHD2	3.1000e-004	9.9000e-005
tblVehicleEF	LHD2	1.1610e-003	1.4570e-003
tblVehicleEF	LHD2	0.04	0.05
tblVehicleEF	LHD2	0.02	0.03
tblVehicleEF	LHD2	7.7900e-004	9.3400e-004
tblVehicleEF	LHD2	0.05	0.06
tblVehicleEF	LHD2	0.09	0.30
tblVehicleEF	LHD2	0.14	0.06
tblVehicleEF	LHD2	4.2890e-003	4.2620e-003
tblVehicleEF	LHD2	4.3220e-003	3.7010e-003
tblVehicleEF	LHD2	9.1410e-003	0.01
tblVehicleEF	LHD2	0.13	0.16
tblVehicleEF	LHD2	0.37	0.41
tblVehicleEF	LHD2	1.32	0.73
tblVehicleEF	LHD2	13.67	13.61
tblVehicleEF	LHD2	619.08	679.11
tblVehicleEF	LHD2	28.46	9.96
tblVehicleEF	LHD2	0.10	0.09
tblVehicleEF	LHD2	0.82	0.88
tblVehicleEF	LHD2	1.1890e-003	1.1970e-003
tblVehicleEF	LHD2	0.01	0.01
tblVehicleEF	LHD2	9.7400e-003	0.01
tblVehicleEF	LHD2	4.6100e-004	1.4900e-004

tblVehicleEF	LHD2	1.1370e-003	1.1460e-003
tblVehicleEF	LHD2	2.6460e-003	2.6120e-003
tblVehicleEF	LHD2	9.3060e-003	9.6640e-003
tblVehicleEF	LHD2	4.2300e-004	1.3700e-004
tblVehicleEF	LHD2	1.6270e-003	2.0410e-003
tblVehicleEF	LHD2	0.04	0.05
tblVehicleEF	LHD2	0.02	0.02
tblVehicleEF	LHD2	1.0610e-003	1.2770e-003
tblVehicleEF	LHD2	0.05	0.05
tblVehicleEF	LHD2	0.08	0.29
tblVehicleEF	LHD2	0.12	0.05
tblVehicleEF	LHD2	1.3400e-004	1.3100e-004
tblVehicleEF	LHD2	6.0340e-003	6.5780e-003
tblVehicleEF	LHD2	3.0900e-004	9.9000e-005
tblVehicleEF	LHD2	1.6270e-003	2.0410e-003
tblVehicleEF	LHD2	0.04	0.05
tblVehicleEF	LHD2	0.02	0.03
tblVehicleEF	LHD2	1.0610e-003	1.2770e-003
tblVehicleEF	LHD2	0.05	0.06
tblVehicleEF	LHD2	0.08	0.29
tblVehicleEF	LHD2	0.13	0.06
tblVehicleEF	LHD2	4.2890e-003	4.2510e-003
tblVehicleEF	LHD2	4.2570e-003	3.6530e-003
tblVehicleEF	LHD2	9.5090e-003	0.01
tblVehicleEF	LHD2	0.13	0.16
tblVehicleEF	LHD2	0.36	0.41
tblVehicleEF	LHD2	1.38	0.76

tblVehicleEF	LHD2	13.67	13.61
tblVehicleEF	LHD2	619.08	679.10
tblVehicleEF	LHD2	28.46	10.02
tblVehicleEF	LHD2	0.10	0.09
tblVehicleEF	LHD2	0.85	0.92
tblVehicleEF	LHD2	1.1890e-003	1.1970e-003
tblVehicleEF	LHD2	0.01	0.01
tblVehicleEF	LHD2	9.7400e-003	0.01
tblVehicleEF	LHD2	4.6100e-004	1.4900e-004
tblVehicleEF	LHD2	1.1370e-003	1.1460e-003
tblVehicleEF	LHD2	2.6460e-003	2.6120e-003
tblVehicleEF	LHD2	9.3060e-003	9.6640e-003
tblVehicleEF	LHD2	4.2300e-004	1.3700e-004
tblVehicleEF	LHD2	1.1810e-003	1.5020e-003
tblVehicleEF	LHD2	0.04	0.06
tblVehicleEF	LHD2	0.02	0.02
tblVehicleEF	LHD2	7.7800e-004	9.3300e-004
tblVehicleEF	LHD2	0.05	0.05
tblVehicleEF	LHD2	0.10	0.33
tblVehicleEF	LHD2	0.13	0.06
tblVehicleEF	LHD2	1.3400e-004	1.3100e-004
tblVehicleEF	LHD2	6.0340e-003	6.5780e-003
tblVehicleEF	LHD2	3.1000e-004	9.9000e-005
tblVehicleEF	LHD2	1.1810e-003	1.5020e-003
tblVehicleEF	LHD2	0.04	0.06
tblVehicleEF	LHD2	0.02	0.03
tblVehicleEF	LHD2	7.7800e-004	9.3300e-004

tblVehicleEF	LHD2	0.05	0.06
tblVehicleEF	LHD2	0.10	0.33
tblVehicleEF	LHD2	0.14	0.06
tblVehicleEF	MCY	0.48	0.35
tblVehicleEF	MCY	0.15	0.24
tblVehicleEF	MCY	18.61	18.90
tblVehicleEF	MCY	9.56	8.43
tblVehicleEF	MCY	177.57	214.49
tblVehicleEF	MCY	45.30	60.11
tblVehicleEF	MCY	1.12	1.12
tblVehicleEF	MCY	2.1370e-003	2.1160e-003
tblVehicleEF	MCY	3.9240e-003	3.2680e-003
tblVehicleEF	MCY	1.9990e-003	1.9800e-003
tblVehicleEF	MCY	3.7000e-003	3.0810e-003
tblVehicleEF	MCY	1.13	1.16
tblVehicleEF	MCY	0.69	0.72
tblVehicleEF	MCY	0.71	0.72
tblVehicleEF	MCY	2.38	2.40
tblVehicleEF	MCY	0.65	2.07
tblVehicleEF	MCY	2.05	1.82
tblVehicleEF	MCY	2.1510e-003	2.1230e-003
tblVehicleEF	MCY	6.7000e-004	5.9500e-004
tblVehicleEF	MCY	1.13	1.16
tblVehicleEF	MCY	0.69	0.72
tblVehicleEF	MCY	0.71	0.72
tblVehicleEF	MCY	2.95	2.97
tblVehicleEF	MCY	0.65	2.07

tblVehicleEF	MCY	2.24	1.98
tblVehicleEF	MCY	0.47	0.35
tblVehicleEF	MCY	0.14	0.21
tblVehicleEF	MCY	17.91	18.17
tblVehicleEF	MCY	8.81	7.74
tblVehicleEF	MCY	177.57	213.12
tblVehicleEF	MCY	45.30	58.36
tblVehicleEF	MCY	0.98	0.98
tblVehicleEF	MCY	2.1370e-003	2.1160e-003
tblVehicleEF	MCY	3.9240e-003	3.2680e-003
tblVehicleEF	MCY	1.9990e-003	1.9800e-003
tblVehicleEF	MCY	3.7000e-003	3.0810e-003
tblVehicleEF	MCY	1.71	1.74
tblVehicleEF	MCY	0.73	0.76
tblVehicleEF	MCY	1.12	1.14
tblVehicleEF	MCY	2.33	2.34
tblVehicleEF	MCY	0.61	1.94
tblVehicleEF	MCY	1.85	1.62
tblVehicleEF	MCY	2.1380e-003	2.1090e-003
tblVehicleEF	MCY	6.5100e-004	5.7700e-004
tblVehicleEF	MCY	1.71	1.74
tblVehicleEF	MCY	0.73	0.76
tblVehicleEF	MCY	1.12	1.14
tblVehicleEF	MCY	2.89	2.90
tblVehicleEF	MCY	0.61	1.94
tblVehicleEF	MCY	2.01	1.77
tblVehicleEF	MCY	0.48	0.35

tblVehicleEF	MCY	0.15	0.24
tblVehicleEF	MCY	18.72	19.01
tblVehicleEF	MCY	9.67	8.55
tblVehicleEF	MCY	177.57	214.70
tblVehicleEF	MCY	45.30	60.42
tblVehicleEF	MCY	1.09	1.09
tblVehicleEF	MCY	2.1370e-003	2.1160e-003
tblVehicleEF	MCY	3.9240e-003	3.2680e-003
tblVehicleEF	MCY	1.9990e-003	1.9800e-003
tblVehicleEF	MCY	3.7000e-003	3.0810e-003
tblVehicleEF	MCY	1.26	1.28
tblVehicleEF	MCY	0.89	0.92
tblVehicleEF	MCY	0.75	0.76
tblVehicleEF	MCY	2.39	2.41
tblVehicleEF	MCY	0.75	2.38
tblVehicleEF	MCY	2.09	1.86
tblVehicleEF	MCY	2.1530e-003	2.1250e-003
tblVehicleEF	MCY	6.7300e-004	5.9800e-004
tblVehicleEF	MCY	1.26	1.28
tblVehicleEF	MCY	0.89	0.92
tblVehicleEF	MCY	0.75	0.76
tblVehicleEF	MCY	2.97	2.98
tblVehicleEF	MCY	0.75	2.38
tblVehicleEF	MCY	2.28	2.02
tblVehicleEF	MDV	0.01	5.6010e-003
tblVehicleEF	MDV	0.01	0.08
tblVehicleEF	MDV	1.26	1.12

tblVehicleEF	MDV	2.62	3.12
tblVehicleEF	MDV	500.02	420.73
tblVehicleEF	MDV	108.15	86.72
tblVehicleEF	MDV	0.14	0.10
tblVehicleEF	MDV	1.9190e-003	1.7850e-003
tblVehicleEF	MDV	2.3090e-003	1.9840e-003
tblVehicleEF	MDV	1.7700e-003	1.6470e-003
tblVehicleEF	MDV	2.1250e-003	1.8250e-003
tblVehicleEF	MDV	0.07	0.08
tblVehicleEF	MDV	0.16	0.14
tblVehicleEF	MDV	0.07	0.09
tblVehicleEF	MDV	0.03	0.02
tblVehicleEF	MDV	0.10	0.42
tblVehicleEF	MDV	0.20	0.41
tblVehicleEF	MDV	5.0080e-003	4.1600e-003
tblVehicleEF	MDV	1.1270e-003	8.5800e-004
tblVehicleEF	MDV	0.07	0.08
tblVehicleEF	MDV	0.16	0.14
tblVehicleEF	MDV	0.07	0.09
tblVehicleEF	MDV	0.04	0.03
tblVehicleEF	MDV	0.10	0.42
tblVehicleEF	MDV	0.22	0.45
tblVehicleEF	MDV	0.01	5.9080e-003
tblVehicleEF	MDV	0.01	0.08
tblVehicleEF	MDV	1.36	1.20
tblVehicleEF	MDV	2.27	2.69
tblVehicleEF	MDV	519.96	432.28

tblVehicleEF	MDV	108.15	85.89
tblVehicleEF	MDV	0.12	0.09
tblVehicleEF	MDV	1.9190e-003	1.7850e-003
tblVehicleEF	MDV	2.3090e-003	1.9840e-003
tblVehicleEF	MDV	1.7700e-003	1.6470e-003
tblVehicleEF	MDV	2.1250e-003	1.8250e-003
tblVehicleEF	MDV	0.10	0.12
tblVehicleEF	MDV	0.16	0.14
tblVehicleEF	MDV	0.10	0.12
tblVehicleEF	MDV	0.03	0.03
tblVehicleEF	MDV	0.09	0.39
tblVehicleEF	MDV	0.18	0.37
tblVehicleEF	MDV	5.2090e-003	4.2740e-003
tblVehicleEF	MDV	1.1210e-003	8.5000e-004
tblVehicleEF	MDV	0.10	0.12
tblVehicleEF	MDV	0.16	0.14
tblVehicleEF	MDV	0.10	0.12
tblVehicleEF	MDV	0.05	0.04
tblVehicleEF	MDV	0.09	0.39
tblVehicleEF	MDV	0.20	0.40
tblVehicleEF	MDV	0.01	5.5000e-003
tblVehicleEF	MDV	0.02	0.09
tblVehicleEF	MDV	1.23	1.08
tblVehicleEF	MDV	2.69	3.21
tblVehicleEF	MDV	492.66	416.47
tblVehicleEF	MDV	108.15	86.90
tblVehicleEF	MDV	0.13	0.10

tblVehicleEF	MDV	1.9190e-003	1.7850e-003
tblVehicleEF	MDV	2.3090e-003	1.9840e-003
tblVehicleEF	MDV	1.7700e-003	1.6470e-003
tblVehicleEF	MDV	2.1250e-003	1.8250e-003
tblVehicleEF	MDV	0.06	0.08
tblVehicleEF	MDV	0.17	0.15
tblVehicleEF	MDV	0.07	0.09
tblVehicleEF	MDV	0.03	0.02
tblVehicleEF	MDV	0.11	0.49
tblVehicleEF	MDV	0.20	0.42
tblVehicleEF	MDV	4.9340e-003	4.1170e-003
tblVehicleEF	MDV	1.1290e-003	8.6000e-004
tblVehicleEF	MDV	0.06	0.08
tblVehicleEF	MDV	0.17	0.15
tblVehicleEF	MDV	0.07	0.09
tblVehicleEF	MDV	0.04	0.03
tblVehicleEF	MDV	0.11	0.49
tblVehicleEF	MDV	0.22	0.46
tblVehicleEF	MH	0.03	3.3600e-003
tblVehicleEF	MH	0.02	0.00
tblVehicleEF	MH	2.15	0.31
tblVehicleEF	MH	5.50	0.00
tblVehicleEF	MH	1,108.90	981.53
tblVehicleEF	MH	57.43	0.00
tblVehicleEF	MH	1.43	3.91
tblVehicleEF	MH	0.01	0.02
tblVehicleEF	MH	0.03	0.10

tblVehicleEF	MH	1.0490e-003	0.00
tblVehicleEF	MH	3.2420e-003	4.0000e-003
tblVehicleEF	MH	0.03	0.09
tblVehicleEF	MH	9.6500e-004	0.00
tblVehicleEF	MH	0.95	0.00
tblVehicleEF	MH	0.07	0.00
tblVehicleEF	MH	0.41	0.00
tblVehicleEF	MH	0.09	0.07
tblVehicleEF	MH	0.02	0.00
tblVehicleEF	MH	0.32	0.00
tblVehicleEF	MH	0.01	9.2790e-003
tblVehicleEF	MH	6.7000e-004	0.00
tblVehicleEF	MH	0.95	0.00
tblVehicleEF	MH	0.07	0.00
tblVehicleEF	MH	0.41	0.00
tblVehicleEF	MH	0.12	0.08
tblVehicleEF	MH	0.02	0.00
tblVehicleEF	MH	0.35	0.00
tblVehicleEF	MH	0.03	3.3600e-003
tblVehicleEF	MH	0.02	0.00
tblVehicleEF	MH	2.21	0.31
tblVehicleEF	MH	5.21	0.00
tblVehicleEF	MH	1,108.90	981.53
tblVehicleEF	MH	57.43	0.00
tblVehicleEF	MH	1.33	3.70
tblVehicleEF	MH	0.01	0.02
tblVehicleEF	MH	0.03	0.10

tblVehicleEF	MH	1.0490e-003	0.00
tblVehicleEF	MH	3.2420e-003	4.0000e-003
tblVehicleEF	MH	0.03	0.09
tblVehicleEF	MH	9.6500e-004	0.00
tblVehicleEF	MH	1.28	0.00
tblVehicleEF	MH	0.07	0.00
tblVehicleEF	MH	0.56	0.00
tblVehicleEF	MH	0.09	0.07
tblVehicleEF	MH	0.02	0.00
tblVehicleEF	MH	0.31	0.00
tblVehicleEF	MH	0.01	9.2790e-003
tblVehicleEF	MH	6.6500e-004	0.00
tblVehicleEF	MH	1.28	0.00
tblVehicleEF	MH	0.07	0.00
tblVehicleEF	MH	0.56	0.00
tblVehicleEF	MH	0.12	0.08
tblVehicleEF	MH	0.02	0.00
tblVehicleEF	MH	0.34	0.00
tblVehicleEF	MH	0.03	3.3600e-003
tblVehicleEF	MH	0.02	0.00
tblVehicleEF	MH	2.13	0.31
tblVehicleEF	MH	5.54	0.00
tblVehicleEF	MH	1,108.90	981.53
tblVehicleEF	MH	57.43	0.00
tblVehicleEF	MH	1.40	3.84
tblVehicleEF	MH	0.01	0.02
tblVehicleEF	MH	0.03	0.10

tblVehicleEF	MH	1.0490e-003	0.00
tblVehicleEF	MH	3.2420e-003	4.0000e-003
tblVehicleEF	MH	0.03	0.09
tblVehicleEF	MH	9.6500e-004	0.00
tblVehicleEF	MH	1.05	0.00
tblVehicleEF	MH	0.08	0.00
tblVehicleEF	MH	0.43	0.00
tblVehicleEF	MH	0.09	0.07
tblVehicleEF	MH	0.02	0.00
tblVehicleEF	MH	0.32	0.00
tblVehicleEF	MH	0.01	9.2790e-003
tblVehicleEF	MH	6.7100e-004	0.00
tblVehicleEF	MH	1.05	0.00
tblVehicleEF	MH	0.08	0.00
tblVehicleEF	MH	0.43	0.00
tblVehicleEF	MH	0.12	0.08
tblVehicleEF	MH	0.02	0.00
tblVehicleEF	MH	0.35	0.00
tblVehicleEF	MHD	0.02	4.9130e-003
tblVehicleEF	MHD	4.2090e-003	5.6110e-003
tblVehicleEF	MHD	0.05	0.01
tblVehicleEF	MHD	0.36	0.39
tblVehicleEF	MHD	0.33	0.51
tblVehicleEF	MHD	6.12	1.31
tblVehicleEF	MHD	141.40	56.75
tblVehicleEF	MHD	1,144.82	1,086.34
tblVehicleEF	MHD	60.68	12.86

tblVehicleEF	MHD	0.54	0.43
tblVehicleEF	MHD	1.18	1.96
tblVehicleEF	MHD	2.3000e-004	1.4510e-003
tblVehicleEF	MHD	5.5730e-003	0.05
tblVehicleEF	MHD	7.9300e-004	1.1900e-004
tblVehicleEF	MHD	2.2000e-004	1.3880e-003
tblVehicleEF	MHD	5.3290e-003	0.05
tblVehicleEF	MHD	7.2900e-004	1.0900e-004
tblVehicleEF	MHD	1.1360e-003	4.8700e-004
tblVehicleEF	MHD	0.04	0.02
tblVehicleEF	MHD	0.03	0.02
tblVehicleEF	MHD	7.3800e-004	3.2900e-004
tblVehicleEF	MHD	0.04	0.09
tblVehicleEF	MHD	0.02	0.10
tblVehicleEF	MHD	0.38	0.06
tblVehicleEF	MHD	1.3610e-003	5.4000e-004
tblVehicleEF	MHD	0.01	0.01
tblVehicleEF	MHD	7.1400e-004	1.2700e-004
tblVehicleEF	MHD	1.1360e-003	4.8700e-004
tblVehicleEF	MHD	0.04	0.02
tblVehicleEF	MHD	0.04	0.03
tblVehicleEF	MHD	7.3800e-004	3.2900e-004
tblVehicleEF	MHD	0.05	0.11
tblVehicleEF	MHD	0.02	0.10
tblVehicleEF	MHD	0.41	0.07
tblVehicleEF	MHD	0.02	4.6520e-003
tblVehicleEF	MHD	4.2610e-003	5.6470e-003

tblVehicleEF	MHD	0.05	0.01
tblVehicleEF	MHD	0.26	0.31
tblVehicleEF	MHD	0.34	0.51
tblVehicleEF	MHD	5.83	1.25
tblVehicleEF	MHD	149.77	57.73
tblVehicleEF	MHD	1,144.82	1,086.35
tblVehicleEF	MHD	60.68	12.75
tblVehicleEF	MHD	0.56	0.43
tblVehicleEF	MHD	1.12	1.85
tblVehicleEF	MHD	1.9400e-004	1.2250e-003
tblVehicleEF	MHD	5.5730e-003	0.05
tblVehicleEF	MHD	7.9300e-004	1.1900e-004
tblVehicleEF	MHD	1.8500e-004	1.1720e-003
tblVehicleEF	MHD	5.3290e-003	0.05
tblVehicleEF	MHD	7.2900e-004	1.0900e-004
tblVehicleEF	MHD	1.6040e-003	6.8900e-004
tblVehicleEF	MHD	0.05	0.02
tblVehicleEF	MHD	0.02	0.02
tblVehicleEF	MHD	1.0240e-003	4.5600e-004
tblVehicleEF	MHD	0.04	0.09
tblVehicleEF	MHD	0.02	0.09
tblVehicleEF	MHD	0.36	0.06
tblVehicleEF	MHD	1.4400e-003	5.5000e-004
tblVehicleEF	MHD	0.01	0.01
tblVehicleEF	MHD	7.0900e-004	1.2600e-004
tblVehicleEF	MHD	1.6040e-003	6.8900e-004
tblVehicleEF	MHD	0.05	0.02

tblVehicleEF	MHD	0.03	0.03
tblVehicleEF	MHD	1.0240e-003	4.5600e-004
tblVehicleEF	MHD	0.05	0.11
tblVehicleEF	MHD	0.02	0.09
tblVehicleEF	MHD	0.40	0.06
tblVehicleEF	MHD	0.02	5.2900e-003
tblVehicleEF	MHD	4.1930e-003	5.5990e-003
tblVehicleEF	MHD	0.05	0.01
tblVehicleEF	MHD	0.50	0.50
tblVehicleEF	MHD	0.33	0.51
tblVehicleEF	MHD	6.17	1.32
tblVehicleEF	MHD	129.83	55.39
tblVehicleEF	MHD	1,144.82	1,086.34
tblVehicleEF	MHD	60.68	12.88
tblVehicleEF	MHD	0.52	0.42
tblVehicleEF	MHD	1.16	1.92
tblVehicleEF	MHD	2.8000e-004	1.7620e-003
tblVehicleEF	MHD	5.5730e-003	0.05
tblVehicleEF	MHD	7.9300e-004	1.1900e-004
tblVehicleEF	MHD	2.6800e-004	1.6860e-003
tblVehicleEF	MHD	5.3290e-003	0.05
tblVehicleEF	MHD	7.2900e-004	1.0900e-004
tblVehicleEF	MHD	1.1820e-003	4.9800e-004
tblVehicleEF	MHD	0.05	0.02
tblVehicleEF	MHD	0.03	0.03
tblVehicleEF	MHD	7.5300e-004	3.3100e-004
tblVehicleEF	MHD	0.04	0.09

tblVehicleEF	MHD	0.02	0.11
tblVehicleEF	MHD	0.38	0.06
tblVehicleEF	MHD	1.2520e-003	5.2700e-004
tblVehicleEF	MHD	0.01	0.01
tblVehicleEF	MHD	7.1500e-004	1.2700e-004
tblVehicleEF	MHD	1.1820e-003	4.9800e-004
tblVehicleEF	MHD	0.05	0.02
tblVehicleEF	MHD	0.04	0.03
tblVehicleEF	MHD	7.5300e-004	3.3100e-004
tblVehicleEF	MHD	0.05	0.11
tblVehicleEF	MHD	0.02	0.11
tblVehicleEF	MHD	0.42	0.07
tblVehicleEF	OBUS	0.01	9.0600e-003
tblVehicleEF	OBUS	8.4360e-003	9.3580e-003
tblVehicleEF	OBUS	0.03	0.02
tblVehicleEF	OBUS	0.28	0.55
tblVehicleEF	OBUS	0.58	1.01
tblVehicleEF	OBUS	5.60	2.44
tblVehicleEF	OBUS	84.68	84.33
tblVehicleEF	OBUS	1,226.51	1,422.10
tblVehicleEF	OBUS	69.78	20.28
tblVehicleEF	OBUS	0.42	0.52
tblVehicleEF	OBUS	1.44	1.85
tblVehicleEF	OBUS	1.4500e-004	2.0430e-003
tblVehicleEF	OBUS	7.3790e-003	0.04
tblVehicleEF	OBUS	8.3400e-004	1.9500e-004
tblVehicleEF	OBUS	1.3900e-004	1.9550e-003

tblVehicleEF	OBUS	7.0420e-003	0.03
tblVehicleEF	OBUS	7.6700e-004	1.7900e-004
tblVehicleEF	OBUS	1.4250e-003	1.8490e-003
tblVehicleEF	OBUS	0.02	0.02
tblVehicleEF	OBUS	0.04	0.06
tblVehicleEF	OBUS	7.6500e-004	9.7800e-004
tblVehicleEF	OBUS	0.06	0.10
tblVehicleEF	OBUS	0.04	0.23
tblVehicleEF	OBUS	0.35	0.12
tblVehicleEF	OBUS	8.2000e-004	8.0300e-004
tblVehicleEF	OBUS	0.01	0.01
tblVehicleEF	OBUS	7.9600e-004	2.0100e-004
tblVehicleEF	OBUS	1.4250e-003	1.8490e-003
tblVehicleEF	OBUS	0.02	0.02
tblVehicleEF	OBUS	0.05	0.08
tblVehicleEF	OBUS	7.6500e-004	9.7800e-004
tblVehicleEF	OBUS	0.07	0.12
tblVehicleEF	OBUS	0.04	0.23
tblVehicleEF	OBUS	0.39	0.13
tblVehicleEF	OBUS	0.01	9.0790e-003
tblVehicleEF	OBUS	8.5800e-003	9.4940e-003
tblVehicleEF	OBUS	0.03	0.02
tblVehicleEF	OBUS	0.26	0.53
tblVehicleEF	OBUS	0.58	1.02
tblVehicleEF	OBUS	5.31	2.31
tblVehicleEF	OBUS	88.70	84.93
tblVehicleEF	OBUS	1,226.51	1,422.12

tblVehicleEF	OBUS	69.78	20.06
tblVehicleEF	OBUS	0.43	0.52
tblVehicleEF	OBUS	1.35	1.74
tblVehicleEF	OBUS	1.2200e-004	1.7270e-003
tblVehicleEF	OBUS	7.3790e-003	0.04
tblVehicleEF	OBUS	8.3400e-004	1.9500e-004
tblVehicleEF	OBUS	1.1700e-004	1.6520e-003
tblVehicleEF	OBUS	7.0420e-003	0.03
tblVehicleEF	OBUS	7.6700e-004	1.7900e-004
tblVehicleEF	OBUS	1.9610e-003	2.5310e-003
tblVehicleEF	OBUS	0.02	0.02
tblVehicleEF	OBUS	0.04	0.06
tblVehicleEF	OBUS	1.0530e-003	1.3340e-003
tblVehicleEF	OBUS	0.06	0.10
tblVehicleEF	OBUS	0.04	0.22
tblVehicleEF	OBUS	0.34	0.11
tblVehicleEF	OBUS	8.5900e-004	8.0900e-004
tblVehicleEF	OBUS	0.01	0.01
tblVehicleEF	OBUS	7.9100e-004	1.9900e-004
tblVehicleEF	OBUS	1.9610e-003	2.5310e-003
tblVehicleEF	OBUS	0.02	0.02
tblVehicleEF	OBUS	0.05	0.08
tblVehicleEF	OBUS	1.0530e-003	1.3340e-003
tblVehicleEF	OBUS	0.07	0.12
tblVehicleEF	OBUS	0.04	0.22
tblVehicleEF	OBUS	0.37	0.13
tblVehicleEF	OBUS	0.01	9.0540e-003

tblVehicleEF	OBUS	8.3930e-003	9.3190e-003
tblVehicleEF	OBUS	0.03	0.02
tblVehicleEF	OBUS	0.29	0.59
tblVehicleEF	OBUS	0.57	1.00
tblVehicleEF	OBUS	5.64	2.46
tblVehicleEF	OBUS	79.14	83.50
tblVehicleEF	OBUS	1,226.51	1,422.09
tblVehicleEF	OBUS	69.78	20.31
tblVehicleEF	OBUS	0.40	0.52
tblVehicleEF	OBUS	1.41	1.81
tblVehicleEF	OBUS	1.7600e-004	2.4810e-003
tblVehicleEF	OBUS	7.3790e-003	0.04
tblVehicleEF	OBUS	8.3400e-004	1.9500e-004
tblVehicleEF	OBUS	1.6900e-004	2.3730e-003
tblVehicleEF	OBUS	7.0420e-003	0.03
tblVehicleEF	OBUS	7.6700e-004	1.7900e-004
tblVehicleEF	OBUS	1.4580e-003	1.9070e-003
tblVehicleEF	OBUS	0.02	0.02
tblVehicleEF	OBUS	0.04	0.06
tblVehicleEF	OBUS	7.6200e-004	9.8200e-004
tblVehicleEF	OBUS	0.06	0.10
tblVehicleEF	OBUS	0.04	0.24
tblVehicleEF	OBUS	0.36	0.12
tblVehicleEF	OBUS	7.6700e-004	7.9500e-004
tblVehicleEF	OBUS	0.01	0.01
tblVehicleEF	OBUS	7.9700e-004	2.0100e-004
tblVehicleEF	OBUS	1.4580e-003	1.9070e-003

tblVehicleEF	OBUS	0.02	0.02
tblVehicleEF	OBUS	0.05	0.08
tblVehicleEF	OBUS	7.6200e-004	9.8200e-004
tblVehicleEF	OBUS	0.07	0.12
tblVehicleEF	OBUS	0.04	0.24
tblVehicleEF	OBUS	0.39	0.13
tblVehicleEF	SBUS	0.87	0.07
tblVehicleEF	SBUS	0.02	0.01
tblVehicleEF	SBUS	0.09	7.1320e-003
tblVehicleEF	SBUS	8.16	2.80
tblVehicleEF	SBUS	1.19	1.03
tblVehicleEF	SBUS	9.61	1.02
tblVehicleEF	SBUS	1,131.05	356.18
tblVehicleEF	SBUS	1,090.69	1,128.82
tblVehicleEF	SBUS	54.18	5.79
tblVehicleEF	SBUS	9.79	3.82
tblVehicleEF	SBUS	4.65	6.33
tblVehicleEF	SBUS	0.01	6.3360e-003
tblVehicleEF	SBUS	0.01	0.01
tblVehicleEF	SBUS	0.03	0.04
tblVehicleEF	SBUS	9.3500e-004	6.5000e-005
tblVehicleEF	SBUS	0.01	6.0620e-003
tblVehicleEF	SBUS	2.6810e-003	2.6580e-003
tblVehicleEF	SBUS	0.02	0.04
tblVehicleEF	SBUS	8.6000e-004	6.0000e-005
tblVehicleEF	SBUS	3.6480e-003	1.1350e-003
tblVehicleEF	SBUS	0.04	0.01

tblVehicleEF	SBUS	0.98	0.34
tblVehicleEF	SBUS	1.9360e-003	5.7500e-004
tblVehicleEF	SBUS	0.13	0.14
tblVehicleEF	SBUS	0.02	0.07
tblVehicleEF	SBUS	0.51	0.04
tblVehicleEF	SBUS	0.01	3.4000e-003
tblVehicleEF	SBUS	0.01	0.01
tblVehicleEF	SBUS	7.0800e-004	5.7000e-005
tblVehicleEF	SBUS	3.6480e-003	1.1350e-003
tblVehicleEF	SBUS	0.04	0.01
tblVehicleEF	SBUS	1.42	0.48
tblVehicleEF	SBUS	1.9360e-003	5.7500e-004
tblVehicleEF	SBUS	0.16	0.17
tblVehicleEF	SBUS	0.02	0.07
tblVehicleEF	SBUS	0.56	0.05
tblVehicleEF	SBUS	0.87	0.07
tblVehicleEF	SBUS	0.02	0.01
tblVehicleEF	SBUS	0.08	6.4080e-003
tblVehicleEF	SBUS	8.04	2.75
tblVehicleEF	SBUS	1.21	1.05
tblVehicleEF	SBUS	7.94	0.84
tblVehicleEF	SBUS	1,182.37	367.48
tblVehicleEF	SBUS	1,090.69	1,128.85
tblVehicleEF	SBUS	54.18	5.50
tblVehicleEF	SBUS	10.10	3.93
tblVehicleEF	SBUS	4.39	5.98
tblVehicleEF	SBUS	8.9100e-003	5.3460e-003

tblVehicleEF	SBUS	0.01	0.01
tblVehicleEF	SBUS	0.03	0.04
tblVehicleEF	SBUS	9.3500e-004	6.5000e-005
tblVehicleEF	SBUS	8.5240e-003	5.1150e-003
tblVehicleEF	SBUS	2.6810e-003	2.6580e-003
tblVehicleEF	SBUS	0.02	0.04
tblVehicleEF	SBUS	8.6000e-004	6.0000e-005
tblVehicleEF	SBUS	4.9860e-003	1.5480e-003
tblVehicleEF	SBUS	0.04	0.01
tblVehicleEF	SBUS	0.98	0.34
tblVehicleEF	SBUS	2.6570e-003	7.8500e-004
tblVehicleEF	SBUS	0.13	0.14
tblVehicleEF	SBUS	0.01	0.06
tblVehicleEF	SBUS	0.46	0.04
tblVehicleEF	SBUS	0.01	3.5060e-003
tblVehicleEF	SBUS	0.01	0.01
tblVehicleEF	SBUS	6.8100e-004	5.4000e-005
tblVehicleEF	SBUS	4.9860e-003	1.5480e-003
tblVehicleEF	SBUS	0.04	0.01
tblVehicleEF	SBUS	1.42	0.48
tblVehicleEF	SBUS	2.6570e-003	7.8500e-004
tblVehicleEF	SBUS	0.16	0.17
tblVehicleEF	SBUS	0.01	0.06
tblVehicleEF	SBUS	0.50	0.04
tblVehicleEF	SBUS	0.87	0.07
tblVehicleEF	SBUS	0.02	0.01
tblVehicleEF	SBUS	0.09	7.2360e-003

tblVehicleEF	SBUS	8.33	2.86
tblVehicleEF	SBUS	1.18	1.03
tblVehicleEF	SBUS	9.77	1.03
tblVehicleEF	SBUS	1,060.18	340.58
tblVehicleEF	SBUS	1,090.69	1,128.81
tblVehicleEF	SBUS	54.18	5.82
tblVehicleEF	SBUS	9.36	3.67
tblVehicleEF	SBUS	4.57	6.22
tblVehicleEF	SBUS	0.01	7.7020e-003
tblVehicleEF	SBUS	0.01	0.01
tblVehicleEF	SBUS	0.03	0.04
tblVehicleEF	SBUS	9.3500e-004	6.5000e-005
tblVehicleEF	SBUS	0.01	7.3690e-003
tblVehicleEF	SBUS	2.6810e-003	2.6580e-003
tblVehicleEF	SBUS	0.02	0.04
tblVehicleEF	SBUS	8.6000e-004	6.0000e-005
tblVehicleEF	SBUS	3.6990e-003	1.1730e-003
tblVehicleEF	SBUS	0.04	0.01
tblVehicleEF	SBUS	0.99	0.34
tblVehicleEF	SBUS	1.8970e-003	5.6800e-004
tblVehicleEF	SBUS	0.13	0.14
tblVehicleEF	SBUS	0.02	0.09
tblVehicleEF	SBUS	0.51	0.04
tblVehicleEF	SBUS	0.01	3.2520e-003
tblVehicleEF	SBUS	0.01	0.01
tblVehicleEF	SBUS	7.1100e-004	5.8000e-005
tblVehicleEF	SBUS	3.6990e-003	1.1730e-003

tblVehicleEF	SBUS	0.04	0.01
tblVehicleEF	SBUS	1.42	0.48
tblVehicleEF	SBUS	1.8970e-003	5.6800e-004
tblVehicleEF	SBUS	0.16	0.17
tblVehicleEF	SBUS	0.02	0.09
tblVehicleEF	SBUS	0.56	0.05
tblVehicleEF	UBUS	1.93	7.28
tblVehicleEF	UBUS	0.07	0.03
tblVehicleEF	UBUS	8.96	27.90
tblVehicleEF	UBUS	13.19	1.81
tblVehicleEF	UBUS	1,828.32	2,044.63
tblVehicleEF	UBUS	133.38	22.76
tblVehicleEF	UBUS	4.82	4.04
tblVehicleEF	UBUS	0.53	0.08
tblVehicleEF	UBUS	0.01	0.03
tblVehicleEF	UBUS	0.04	5.2920e-003
tblVehicleEF	UBUS	1.1810e-003	4.0000e-005
tblVehicleEF	UBUS	0.23	0.03
tblVehicleEF	UBUS	3.0000e-003	7.5850e-003
tblVehicleEF	UBUS	0.04	5.0590e-003
tblVehicleEF	UBUS	1.0860e-003	3.6000e-005
tblVehicleEF	UBUS	6.1570e-003	2.6630e-003
tblVehicleEF	UBUS	0.10	0.03
tblVehicleEF	UBUS	3.6270e-003	1.8540e-003
tblVehicleEF	UBUS	0.53	0.11
tblVehicleEF	UBUS	0.03	0.21
tblVehicleEF	UBUS	0.96	0.15

tblVehicleEF	UBUS	8.6430e-003	4.3420e-003
tblVehicleEF	UBUS	1.5700e-003	2.2500e-004
tblVehicleEF	UBUS	6.1570e-003	2.6630e-003
tblVehicleEF	UBUS	0.10	0.03
tblVehicleEF	UBUS	3.6270e-003	1.8540e-003
tblVehicleEF	UBUS	2.52	7.44
tblVehicleEF	UBUS	0.03	0.21
tblVehicleEF	UBUS	1.05	0.16
tblVehicleEF	UBUS	1.94	7.28
tblVehicleEF	UBUS	0.07	0.03
tblVehicleEF	UBUS	9.02	27.90
tblVehicleEF	UBUS	11.63	1.61
tblVehicleEF	UBUS	1,828.32	2,044.63
tblVehicleEF	UBUS	133.38	22.40
tblVehicleEF	UBUS	4.53	4.03
tblVehicleEF	UBUS	0.53	0.08
tblVehicleEF	UBUS	0.01	0.03
tblVehicleEF	UBUS	0.04	5.2920e-003
tblVehicleEF	UBUS	1.1810e-003	4.0000e-005
tblVehicleEF	UBUS	0.23	0.03
tblVehicleEF	UBUS	3.0000e-003	7.5850e-003
tblVehicleEF	UBUS	0.04	5.0590e-003
tblVehicleEF	UBUS	1.0860e-003	3.6000e-005
tblVehicleEF	UBUS	8.2530e-003	3.6380e-003
tblVehicleEF	UBUS	0.10	0.03
tblVehicleEF	UBUS	4.8310e-003	2.4730e-003
tblVehicleEF	UBUS	0.53	0.11

tblVehicleEF	UBUS	0.03	0.19
tblVehicleEF	UBUS	0.89	0.14
tblVehicleEF	UBUS	8.6450e-003	4.3420e-003
tblVehicleEF	UBUS	1.5430e-003	2.2200e-004
tblVehicleEF	UBUS	8.2530e-003	3.6380e-003
tblVehicleEF	UBUS	0.10	0.03
tblVehicleEF	UBUS	4.8310e-003	2.4730e-003
tblVehicleEF	UBUS	2.53	7.44
tblVehicleEF	UBUS	0.03	0.19
tblVehicleEF	UBUS	0.98	0.15
tblVehicleEF	UBUS	1.93	7.28
tblVehicleEF	UBUS	0.07	0.03
tblVehicleEF	UBUS	8.95	27.90
tblVehicleEF	UBUS	13.46	1.85
tblVehicleEF	UBUS	1,828.32	2,044.63
tblVehicleEF	UBUS	133.38	22.82
tblVehicleEF	UBUS	4.73	4.04
tblVehicleEF	UBUS	0.53	0.08
tblVehicleEF	UBUS	0.01	0.03
tblVehicleEF	UBUS	0.04	5.2920e-003
tblVehicleEF	UBUS	1.1810e-003	4.0000e-005
tblVehicleEF	UBUS	0.23	0.03
tblVehicleEF	UBUS	3.0000e-003	7.5850e-003
tblVehicleEF	UBUS	0.04	5.0590e-003
tblVehicleEF	UBUS	1.0860e-003	3.6000e-005
tblVehicleEF	UBUS	6.9610e-003	2.5390e-003
tblVehicleEF	UBUS	0.12	0.03

tblVehicleEF	UBUS	3.8300e-003	1.7550e-003
tblVehicleEF	UBUS	0.52	0.11
tblVehicleEF	UBUS	0.04	0.26
tblVehicleEF	UBUS	0.98	0.15
tblVehicleEF	UBUS	8.6430e-003	4.3420e-003
tblVehicleEF	UBUS	1.5750e-003	2.2600e-004
tblVehicleEF	UBUS	6.9610e-003	2.5390e-003
tblVehicleEF	UBUS	0.12	0.03
tblVehicleEF	UBUS	3.8300e-003	1.7550e-003
tblVehicleEF	UBUS	2.52	7.44
tblVehicleEF	UBUS	0.04	0.26
tblVehicleEF	UBUS	1.07	0.16
tblVehicleTrips	CC_TTP	48.00	0.00
tblVehicleTrips	CNW_TTP	19.00	0.00
tblVehicleTrips	CNW_TTP	41.00	0.00
tblVehicleTrips	CW_TTP	33.00	100.00
tblVehicleTrips	CW_TTP	59.00	100.00
tblVehicleTrips	DV_TP	19.00	0.00
tblVehicleTrips	DV_TP	5.00	0.00
tblVehicleTrips	PB_TP	4.00	0.00
tblVehicleTrips	PB_TP	3.00	0.00
tblVehicleTrips	PR_TP	77.00	100.00
tblVehicleTrips	PR_TP	92.00	100.00
tblVehicleTrips	ST_TR	2.46	3.98
tblVehicleTrips	ST_TR	1.68	0.64
tblVehicleTrips	SU_TR	1.05	3.98
tblVehicleTrips	SU_TR	1.68	0.64

tblVehicleTrips	WD_TR	11.03	3.98
tblVehicleTrips	WD_TR	1.68	0.64

2.0 Emissions Summary

2.1 Overall Construction

Unmitigated Construction

	ROG	NOx	CO	SO2	Fugitive PM10	Exhaust PM10	PM10 Total	Fugitive PM2.5	Exhaust PM2.5	PM2.5 Total	Bio- CO2	NBio- CO2	Total CO2	CH4	N2O	CO2e
Year	tons/yr										MT/yr					
2021	0.0000	0.0000	0.0000	0.0000	0.0000	0.0000	0.0000	0.0000	0.0000	0.0000	0.0000	0.0000	0.0000	0.0000	0.0000	0.0000
Maximum	**0.0000**	**0.0000**	**0.0000**	**0.0000**	**0.0000**	**0.0000**	**0.0000**	**0.0000**	**0.0000**	**0.0000**	**0.0000**	**0.0000**	**0.0000**	**0.0000**	**0.0000**	**0.0000**

Mitigated Construction

	ROG	NOx	CO	SO2	Fugitive PM10	Exhaust PM10	PM10 Total	Fugitive PM2.5	Exhaust PM2.5	PM2.5 Total	Bio- CO2	NBio- CO2	Total CO2	CH4	N2O	CO2e
Year	tons/yr										MT/yr					
2021	0.0000	0.0000	0.0000	0.0000	0.0000	0.0000	0.0000	0.0000	0.0000	0.0000	0.0000	0.0000	0.0000	0.0000	0.0000	0.0000
Maximum	**0.0000**	**0.0000**	**0.0000**	**0.0000**	**0.0000**	**0.0000**	**0.0000**	**0.0000**	**0.0000**	**0.0000**	**0.0000**	**0.0000**	**0.0000**	**0.0000**	**0.0000**	**0.0000**

	ROG	**NOx**	**CO**	**SO2**	**Fugitive PM10**	**Exhaust PM10**	**PM10 Total**	**Fugitive PM2.5**	**Exhaust PM2.5**	**PM2.5 Total**	**Bio- CO2**	**NBio-CO2**	**Total CO2**	**CH4**	**N20**	**CO2e**
Percent Reduction	**0.00**	**0.00**	**0.00**	**0.00**	**0.00**	**0.00**	**0.00**	**0.00**	**0.00**	**0.00**	**0.00**	**0.00**	**0.00**	**0.00**	**0.00**	**0.00**

Quarter	Start Date	End Date	Maximum Unmitigated ROG + NOX (tons/quarter)	Maximum Mitigated ROG + NOX (tons/quarter)
		Highest		

2.2 Overall Operational

Unmitigated Operational

	ROG	NOx	CO	SO2	Fugitive PM10	Exhaust PM10	PM10 Total	Fugitive PM2.5	Exhaust PM2.5	PM2.5 Total	Bio- CO2	NBio- CO2	Total CO2	CH4	N2O	CO2e
Category	tons/yr										MT/yr					
Area	1.6313	5.0000e-005	5.1200e-003	0.0000		2.0000e-005	2.0000e-005		2.0000e-005	2.0000e-005	0.0000	9.9300e-003	9.9300e-003	3.0000e-005	0.0000	0.0106
Energy	0.0155	0.1409	0.1184	8.5000e-004		0.0107	0.0107		0.0107	0.0107	0.0000	1,466.5925	1,466.5925	0.0572	0.0140	1,472.2020
Mobile	0.4576	0.4608	6.9250	0.0221	2.4571	0.0132	2.4703	0.6522	0.0122	0.6644	0.0000	2,024.2624	2,024.2624	0.0469	0.0000	2,025.4358
Waste						0.0000	0.0000		0.0000	0.0000	75.8171	0.0000	75.8171	4.4807	0.0000	187.8337
Water						0.0000	0.0000		0.0000	0.0000	25.1014	424.6576	449.7590	2.5957	0.0645	533.8732
Total	**2.1043**	**0.6018**	**7.0485**	**0.0229**	**2.4571**	**0.0240**	**2.4811**	**0.6522**	**0.0229**	**0.6751**	**100.9185**	**3,915.5224**	**4,016.4409**	**7.1805**	**0.0785**	**4,219.3553**

2.2 Overall Operational

Mitigated Operational

	ROG	NOx	CO	SO2	Fugitive PM10	Exhaust PM10	PM10 Total	Fugitive PM2.5	Exhaust PM2.5	PM2.5 Total	Bio- CO2	NBio- CO2	Total CO2	CH4	N2O	CO2e
Category	tons/yr										MT/yr					
Area	1.6313	5.0000e-005	5.1200e-003	0.0000		2.0000e-005	2.0000e-005		2.0000e-005	2.0000e-005	0.0000	9.9300e-003	9.9300e-003	3.0000e-005	0.0000	0.0106
Energy	0.0155	0.1409	0.1184	8.5000e-004		0.0107	0.0107		0.0107	0.0107	0.0000	1,466.5925	1,466.5925	0.0572	0.0140	1,472.2020
Mobile	0.4576	0.4608	6.9250	0.0221	2.4571	0.0132	2.4703	0.6522	0.0122	0.6644	0.0000	2,024.2624	2,024.2624	0.0469	0.0000	2,025.4358
Waste						0.0000	0.0000		0.0000	0.0000	75.8171	0.0000	75.8171	4.4807	0.0000	187.8337
Water						0.0000	0.0000		0.0000	0.0000	25.1014	424.6576	449.7590	2.5957	0.0645	533.8732
Total	**2.1043**	**0.6018**	**7.0485**	**0.0229**	**2.4571**	**0.0240**	**2.4811**	**0.6522**	**0.0229**	**0.6751**	**100.9185**	**3,915.5224**	**4,016.4409**	**7.1805**	**0.0785**	**4,219.3553**

	ROG	NOx	CO	SO2	Fugitive PM10	Exhaust PM10	PM10 Total	Fugitive PM2.5	Exhaust PM2.5	PM2.5 Total	Bio- CO2	NBio-CO2	Total CO2	CH4	N20	CO2e
Percent Reduction	**0.00**	**0.00**	**0.00**	**0.00**	**0.00**	**0.00**	**0.00**	**0.00**	**0.00**	**0.00**	**0.00**	**0.00**	**0.00**	**0.00**	**0.00**	**0.00**

3.0 Construction Detail

Construction Phase

Phase Number	Phase Name	Phase Type	Start Date	End Date	Num Days Week	Num Days	Phase Description
1	Demolition	Demolition	1/4/2021	1/3/2021	5	0	

Acres of Grading (Site Preparation Phase): 0

Acres of Grading (Grading Phase): 0

Acres of Paving: 0

Residential Indoor: 0; Residential Outdoor: 0; Non-Residential Indoor: 0; Non-Residential Outdoor: 0; Striped Parking Area: 0 (Architectural Coating – sqft)

OffRoad Equipment

Phase Name	Offroad Equipment Type	Amount	Usage Hours	Horse Power	Load Factor
Demolition	Concrete/Industrial Saws	0	8.00	81	0.73
Demolition	Excavators	0	8.00	158	0.38
Demolition	Rubber Tired Dozers	0	8.00	247	0.40

Trips and VMT

Phase Name	Offroad Equipment Count	Worker Trip Number	Vendor Trip Number	Hauling Trip Number	Worker Trip Length	Vendor Trip Length	Hauling Trip Length	Worker Vehicle Class	Vendor Vehicle Class	Hauling Vehicle Class
Demolition	0	0.00	0.00	0.00	14.70	6.90	20.00	LD_Mix	HDT_Mix	HHDT

3.1 Mitigation Measures Construction

3.2 Demolition - 2021

Unmitigated Construction On-Site

	ROG	NOx	CO	SO2	Fugitive PM10	Exhaust PM10	PM10 Total	Fugitive PM2.5	Exhaust PM2.5	PM2.5 Total	Bio- CO2	NBio- CO2	Total CO2	CH4	N2O	CO2e
Category	tons/yr										MT/yr					
Off-Road	0.0000	0.0000	0.0000	0.0000	0.0000	0.0000	0.0000	0.0000	0.0000	0.0000	0.0000	0.0000	0.0000	0.0000	0.0000	0.0000
Total	**0.0000**	**0.0000**	**0.0000**	**0.0000**	**0.0000**	**0.0000**	**0.0000**	**0.0000**	**0.0000**	**0.0000**	**0.0000**	**0.0000**	**0.0000**	**0.0000**	**0.0000**	**0.0000**

Unmitigated Construction Off-Site

	ROG	NOx	CO	SO2	Fugitive PM10	Exhaust PM10	PM10 Total	Fugitive PM2.5	Exhaust PM2.5	PM2.5 Total	Bio- CO2	NBio- CO2	Total CO2	CH4	N2O	CO2e
Category	tons/yr										MT/yr					
Hauling	0.0000	0.0000	0.0000	0.0000	0.0000	0.0000	0.0000	0.0000	0.0000	0.0000	0.0000	0.0000	0.0000	0.0000	0.0000	0.0000
Vendor	0.0000	0.0000	0.0000	0.0000	0.0000	0.0000	0.0000	0.0000	0.0000	0.0000	0.0000	0.0000	0.0000	0.0000	0.0000	0.0000
Worker	0.0000	0.0000	0.0000	0.0000	0.0000	0.0000	0.0000	0.0000	0.0000	0.0000	0.0000	0.0000	0.0000	0.0000	0.0000	0.0000
Total	**0.0000**	**0.0000**	**0.0000**	**0.0000**	**0.0000**	**0.0000**	**0.0000**	**0.0000**	**0.0000**	**0.0000**	**0.0000**	**0.0000**	**0.0000**	**0.0000**	**0.0000**	**0.0000**

3.2 Demolition - 2021

Mitigated Construction On-Site

	ROG	NOx	CO	SO2	Fugitive PM10	Exhaust PM10	PM10 Total	Fugitive PM2.5	Exhaust PM2.5	PM2.5 Total	Bio- CO2	NBio- CO2	Total CO2	CH4	N2O	CO2e
Category	tons/yr										MT/yr					
Off-Road	0.0000	0.0000	0.0000	0.0000	0.0000	0.0000	0.0000	0.0000	0.0000	0.0000	0.0000	0.0000	0.0000	0.0000	0.0000	0.0000
Total	**0.0000**	**0.0000**	**0.0000**	**0.0000**	**0.0000**	**0.0000**	**0.0000**	**0.0000**	**0.0000**	**0.0000**	**0.0000**	**0.0000**	**0.0000**	**0.0000**	**0.0000**	**0.0000**

Mitigated Construction Off-Site

	ROG	NOx	CO	SO2	Fugitive PM10	Exhaust PM10	PM10 Total	Fugitive PM2.5	Exhaust PM2.5	PM2.5 Total	Bio- CO2	NBio- CO2	Total CO2	CH4	N2O	CO2e
Category	tons/yr										MT/yr					
Hauling	0.0000	0.0000	0.0000	0.0000	0.0000	0.0000	0.0000	0.0000	0.0000	0.0000	0.0000	0.0000	0.0000	0.0000	0.0000	0.0000
Vendor	0.0000	0.0000	0.0000	0.0000	0.0000	0.0000	0.0000	0.0000	0.0000	0.0000	0.0000	0.0000	0.0000	0.0000	0.0000	0.0000
Worker	0.0000	0.0000	0.0000	0.0000	0.0000	0.0000	0.0000	0.0000	0.0000	0.0000	0.0000	0.0000	0.0000	0.0000	0.0000	0.0000
Total	**0.0000**	**0.0000**	**0.0000**	**0.0000**	**0.0000**	**0.0000**	**0.0000**	**0.0000**	**0.0000**	**0.0000**	**0.0000**	**0.0000**	**0.0000**	**0.0000**	**0.0000**	**0.0000**

4.0 Operational Detail - Mobile

4.1 Mitigation Measures Mobile

	ROG	NOx	CO	SO2	Fugitive PM10	Exhaust PM10	PM10 Total	Fugitive PM2.5	Exhaust PM2.5	PM2.5 Total	Bio- CO2	NBio- CO2	Total CO2	CH4	N2O	CO2e
Category	tons/yr										MT/yr					
Mitigated	0.4576	0.4608	6.9250	0.0221	2.4571	0.0132	2.4703	0.6522	0.0122	0.6644	0.0000	2,024.2624	2,024.2624	0.0469	0.0000	2,025.4358
Unmitigated	0.4576	0.4608	6.9250	0.0221	2.4571	0.0132	2.4703	0.6522	0.0122	0.6644	0.0000	2,024.2624	2,024.2624	0.0469	0.0000	2,025.4358

4.2 Trip Summary Information

	Average Daily Trip Rate			Unmitigated	Mitigated
Land Use	Weekday	Saturday	Sunday	Annual VMT	Annual VMT
General Office Building	994.00	994.00	994.00	6,006,146	6,006,146
Unrefrigerated Warehouse-No Rail	96.00	96.00	96.00	580,070	580,070
Total	1,090.00	1,090.00	1,090.00	6,586,216	6,586,216

4.3 Trip Type Information

	Miles			Trip %			Trip Purpose %		
Land Use	H-W or C-W	H-S or C-C	H-O or C-NW	H-W or C-W	H-S or C-C	H-O or C-NW	Primary	Diverted	Pass-by
General Office Building	16.60	8.40	6.90	100.00	0.00	0.00	100	0	0
Unrefrigerated Warehouse-No	16.60	8.40	6.90	100.00	0.00	0.00	100	0	0

4.4 Fleet Mix

Land Use	LDA	LDT1	LDT2	MDV	LHD1	LHD2	MHD	HHD	OBUS	UBUS	MCY	SBUS	MH
General Office Building	0.603500	0.047000	0.226500	0.123000	0.000000	0.000000	0.000000	0.000000	0.000000	0.000000	0.000000	0.000000	0.000000
Unrefrigerated Warehouse-No Rail	0.603500	0.047000	0.226500	0.123000	0.000000	0.000000	0.000000	0.000000	0.000000	0.000000	0.000000	0.000000	0.000000

5.0 Energy Detail

Historical Energy Use: N

5.1 Mitigation Measures Energy

	ROG	NOx	CO	SO2	Fugitive PM10	Exhaust PM10	PM10 Total	Fugitive PM2.5	Exhaust PM2.5	PM2.5 Total	Bio- CO2	NBio- CO2	Total CO2	CH4	N2O	CO2e
Category	tons/yr										MT/yr					
Electricity Mitigated						0.0000	0.0000		0.0000	0.0000	0.0000	1,313.1982	1,313.1982	0.0542	0.0112	1,317.8962
Electricity Unmitigated						0.0000	0.0000		0.0000	0.0000	0.0000	1,313.1982	1,313.1982	0.0542	0.0112	1,317.8962
NaturalGas Mitigated	0.0155	0.1409	0.1184	8.5000e-004		0.0107	0.0107		0.0107	0.0107	0.0000	153.3943	153.3943	2.9400e-003	2.8100e-003	154.3058
NaturalGas Unmitigated	0.0155	0.1409	0.1184	8.5000e-004		0.0107	0.0107		0.0107	0.0107	0.0000	153.3943	153.3943	2.9400e-003	2.8100e-003	154.3058

5.2 Energy by Land Use - NaturalGas

Unmitigated

	NaturalGas Use	ROG	NOx	CO	SO2	Fugitive PM10	Exhaust PM10	PM10 Total	Fugitive PM2.5	Exhaust PM2.5	PM2.5 Total	Bio- CO2	NBio- CO2	Total CO2	CH4	N2O	CO2e
Land Use	kBTU/yr	tons/yr										MT/yr					
General Office Building	2.285e+006	0.0123	0.1120	0.0941	6.7000e-004		8.5100e-003	8.5100e-003		8.5100e-003	8.5100e-003	0.0000	121.9363	121.9363	2.3400e-003	2.2400e-003	122.6609
Unrefrigerated Warehouse-No Rail	589500	3.1800e-003	0.0289	0.0243	1.7000e-004		2.2000e-003	2.2000e-003		2.2000e-003	2.2000e-003	0.0000	31.4580	31.4580	6.0000e-004	5.8000e-004	31.6449
Total		**0.0155**	**0.1409**	**0.1184**	**8.4000e-004**		**0.0107**	**0.0107**		**0.0107**	**0.0107**	**0.0000**	**153.3943**	**153.3943**	**2.9400e-003**	**2.8200e-003**	**154.3058**

Mitigated

	NaturalGas Use	ROG	NOx	CO	SO2	Fugitive PM10	Exhaust PM10	PM10 Total	Fugitive PM2.5	Exhaust PM2.5	PM2.5 Total	Bio- CO2	NBio- CO2	Total CO2	CH4	N2O	CO2e
Land Use	kBTU/yr	tons/yr										MT/yr					
General Office Building	2.285e+006	0.0123	0.1120	0.0941	6.7000e-004		8.5100e-003	8.5100e-003		8.5100e-003	8.5100e-003	0.0000	121.9363	121.9363	2.3400e-003	2.2400e-003	122.6609
Unrefrigerated Warehouse-No Rail	589500	3.1800e-003	0.0289	0.0243	1.7000e-004		2.2000e-003	2.2000e-003		2.2000e-003	2.2000e-003	0.0000	31.4580	31.4580	6.0000e-004	5.8000e-004	31.6449
Total		**0.0155**	**0.1409**	**0.1184**	**8.4000e-004**		**0.0107**	**0.0107**		**0.0107**	**0.0107**	**0.0000**	**153.3943**	**153.3943**	**2.9400e-003**	**2.8200e-003**	**154.3058**

5.3 Energy by Land Use - Electricity

Unmitigated

	Electricity Use	Total CO2	CH4	N2O	CO2e
Land Use	kWh/yr	MT/yr			
General Office Building	3.4975e+006	1,114.3784	0.0460	9.5200e-003	1,118.3652
Unrefrigerated Warehouse-No Rail	624000	198.8198	8.2100e-003	1.7000e-003	199.5311
Total		**1,313.1982**	**0.0542**	**0.0112**	**1,317.8962**

Mitigated

	Electricity Use	Total CO2	CH4	N2O	CO2e
Land Use	kWh/yr	MT/yr			
General Office Building	3.4975e+006	1,114.3784	0.0460	9.5200e-003	1,118.3652
Unrefrigerated Warehouse-No Rail	624000	198.8198	8.2100e-003	1.7000e-003	199.5311
Total		**1,313.1982**	**0.0542**	**0.0112**	**1,317.8962**

6.0 Area Detail

6.1 Mitigation Measures Area

	ROG	NOx	CO	SO2	Fugitive PM10	Exhaust PM10	PM10 Total	Fugitive PM2.5	Exhaust PM2.5	PM2.5 Total	Bio- CO2	NBio- CO2	Total CO2	CH4	N2O	CO2e
Category	tons/yr										MT/yr					
Mitigated	1.6313	5.0000e-005	5.1200e-003	0.0000		2.0000e-005	2.0000e-005		2.0000e-005	2.0000e-005	0.0000	9.9300e-003	9.9300e-003	3.0000e-005	0.0000	0.0106
Unmitigated	1.6313	5.0000e-005	5.1200e-003	0.0000		2.0000e-005	2.0000e-005		2.0000e-005	2.0000e-005	0.0000	9.9300e-003	9.9300e-003	3.0000e-005	0.0000	0.0106

6.2 Area by SubCategory

Unmitigated

	ROG	NOx	CO	SO2	Fugitive PM10	Exhaust PM10	PM10 Total	Fugitive PM2.5	Exhaust PM2.5	PM2.5 Total	Bio- CO2	NBio- CO2	Total CO2	CH4	N2O	CO2e
SubCategory	tons/yr										MT/yr					
Architectural Coating	0.1854					0.0000	0.0000		0.0000	0.0000	0.0000	0.0000	0.0000	0.0000	0.0000	0.0000
Consumer Products	1.4454					0.0000	0.0000		0.0000	0.0000	0.0000	0.0000	0.0000	0.0000	0.0000	0.0000
Landscaping	4.8000e-004	5.0000e-005	5.1200e-003	0.0000		2.0000e-005	2.0000e-005		2.0000e-005	2.0000e-005	0.0000	9.9300e-003	9.9300e-003	3.0000e-005	0.0000	0.0106
Total	**1.6313**	**5.0000e-005**	**5.1200e-003**	**0.0000**		**2.0000e-005**	**2.0000e-005**		**2.0000e-005**	**2.0000e-005**	**0.0000**	**9.9300e-003**	**9.9300e-003**	**3.0000e-005**	**0.0000**	**0.0106**

6.2 Area by SubCategory

Mitigated

	ROG	NOx	CO	SO2	Fugitive PM10	Exhaust PM10	PM10 Total	Fugitive PM2.5	Exhaust PM2.5	PM2.5 Total	Bio- CO2	NBio- CO2	Total CO2	CH4	N2O	CO2e
SubCategory	tons/yr										MT/yr					
Architectural Coating	0.1854					0.0000	0.0000		0.0000	0.0000	0.0000	0.0000	0.0000	0.0000	0.0000	0.0000
Consumer Products	1.4454					0.0000	0.0000		0.0000	0.0000	0.0000	0.0000	0.0000	0.0000	0.0000	0.0000
Landscaping	4.8000e-004	5.0000e-005	5.1200e-003	0.0000		2.0000e-005	2.0000e-005		2.0000e-005	2.0000e-005	0.0000	9.9300e-003	9.9300e-003	3.0000e-005	0.0000	0.0106
Total	**1.6313**	**5.0000e-005**	**5.1200e-003**	**0.0000**		**2.0000e-005**	**2.0000e-005**		**2.0000e-005**	**2.0000e-005**	**0.0000**	**9.9300e-003**	**9.9300e-003**	**3.0000e-005**	**0.0000**	**0.0106**

7.0 Water Detail

7.1 Mitigation Measures Water

	Total CO2	CH4	N2O	CO2e
Category	MT/yr			
Mitigated	449.7590	2.5957	0.0645	533.8732
Unmitigated	449.7590	2.5957	0.0645	533.8732

7.2 Water by Land Use

Unmitigated

	Indoor/Outdoor Use	Total CO2	CH4	N2O	CO2e
Land Use	Mgal	MT/yr			
General Office Building	44.4334 / 27.2334	294.8438	1.4595	0.0366	342.2326
Unrefrigerated Warehouse-No Rail	34.6875 / 0	154.9152	1.1362	0.0279	191.6406
Total		**449.7590**	**2.5957**	**0.0645**	**533.8732**

7.2 Water by Land Use

Mitigated

	Indoor/Outdoor Use	Total CO2	CH4	N2O	CO2e
Land Use	Mgal	MT/yr			
General Office Building	44.4334 / 27.2334	294.8438	1.4595	0.0366	342.2326
Unrefrigerated Warehouse-No Rail	34.6875 / 0	154.9152	1.1362	0.0279	191.6406
Total		**449.7590**	**2.5957**	**0.0645**	**533.8732**

8.0 Waste Detail

8.1 Mitigation Measures Waste

Category/Year

	Total CO2	CH4	N2O	CO2e
	MT/yr			
Mitigated	75.8171	4.4807	0.0000	187.8337
Unmitigated	75.8171	4.4807	0.0000	187.8337

8.2 Waste by Land Use

Unmitigated

	Waste Disposed	Total CO2	CH4	N2O	CO2e
Land Use	tons	MT/yr			
General Office Building	232.5	47.1954	2.7892	0.0000	116.9246
Unrefrigerated Warehouse-No Rail	141	28.6217	1.6915	0.0000	70.9091
Total		**75.8171**	**4.4807**	**0.0000**	**187.8337**

Mitigated

	Waste Disposed	Total CO2	CH4	N2O	CO2e
Land Use	tons	MT/yr			
General Office Building	232.5	47.1954	2.7892	0.0000	116.9246
Unrefrigerated Warehouse-No Rail	141	28.6217	1.6915	0.0000	70.9091
Total		**75.8171**	**4.4807**	**0.0000**	**187.8337**

9.0 Operational Offroad

Equipment Type	Number	Hours/Day	Days/Year	Horse Power	Load Factor	Fuel Type

10.0 Stationary Equipment

Fire Pumps and Emergency Generators

Equipment Type	Number	Hours/Day	Hours/Year	Horse Power	Load Factor	Fuel Type

Boilers

Equipment Type	Number	Heat Input/Day	Heat Input/Year	Boiler Rating	Fuel Type

User Defined Equipment

Equipment Type	Number

11.0 Vegetation

This page intentionally left blank

APPENDIX 3.5:

CALEEMOD EXISTING ANNUAL OPERATIONAL (TRUCKS) EMISSIONS MODEL OUTPUTS

Katella Avenue - Existing (Operations - Trucks)

Orange County, Annual

1.0 Project Characteristics

1.1 Land Usage

Land Uses	Size	Metric	Lot Acreage	Floor Surface Area	Population
General Office Building	250.00	1000sqft	5.74	250,000.00	0
Unrefrigerated Warehouse-No Rail	150.00	1000sqft	3.44	150,000.00	0

1.2 Other Project Characteristics

Urbanization	Urban	**Wind Speed (m/s)**	2.2	**Precipitation Freq (Days)**	30
Climate Zone	8			**Operational Year**	2021
Utility Company	Southern California Edison				
CO2 Intensity (lb/MWhr)	702.44	**CH4 Intensity (lb/MWhr)**	0.029	**N2O Intensity (lb/MWhr)**	0.006

1.3 User Entered Comments & Non-Default Data

Katella Avenue - Existing (Operations - Trucks) - Orange County, Annual

Project Characteristics -

Land Use -

Construction Phase - Operations Run Only.

Off-road Equipment - Operations Run Only.

Trips and VMT - Operations Run Only.

Vehicle Trips - Trip Characteristics based on information provided in the Katella Avenue Amazon Facility Traffic Impact Analysis by Urban Crossroads, Inc.

Vehicle Emission Factors - EMFAC2017

Vehicle Emission Factors - EMFAC2017

Vehicle Emission Factors - EMFAC2017

Fleet Mix - Truck Fleet Mix estimated by rationing the Trip Rates for each truck type based on information provided in the TIA.

Table Name	Column Name	Default Value	New Value
tblConstructionPhase	NumDays	20.00	0.00
tblFleetMix	HHD	0.02	0.00
tblFleetMix	HHD	0.02	0.62
tblFleetMix	LDA	0.56	1.00
tblFleetMix	LDA	0.56	0.00
tblFleetMix	LDT1	0.04	0.00
tblFleetMix	LDT1	0.04	0.00
tblFleetMix	LDT2	0.21	0.00
tblFleetMix	LDT2	0.21	0.00
tblFleetMix	LHD1	0.02	0.00
tblFleetMix	LHD1	0.02	0.16
tblFleetMix	LHD2	5.7910e-003	0.00
tblFleetMix	LHD2	5.7910e-003	0.00
tblFleetMix	MCY	4.8960e-003	0.00
tblFleetMix	MCY	4.8960e-003	0.00

tblFleetMix	MDV	0.11	0.00
tblFleetMix	MDV	0.11	0.00
tblFleetMix	MH	9.6600e-004	0.00
tblFleetMix	MH	9.6600e-004	0.00
tblFleetMix	MHD	0.03	0.00
tblFleetMix	MHD	0.03	0.22
tblFleetMix	OBUS	1.7130e-003	0.00
tblFleetMix	OBUS	1.7130e-003	0.00
tblFleetMix	SBUS	5.9000e-004	0.00
tblFleetMix	SBUS	5.9000e-004	0.00
tblFleetMix	UBUS	1.5530e-003	0.00
tblFleetMix	UBUS	1.5530e-003	0.00
tblOffRoadEquipment	OffRoadEquipmentUnitAmount	1.00	0.00
tblOffRoadEquipment	OffRoadEquipmentUnitAmount	3.00	0.00
tblOffRoadEquipment	OffRoadEquipmentUnitAmount	2.00	0.00
tblVehicleEF	HHD	0.63	0.03
tblVehicleEF	HHD	0.16	0.14
tblVehicleEF	HHD	0.08	1.0000e-006
tblVehicleEF	HHD	2.36	5.39
tblVehicleEF	HHD	1.29	0.84
tblVehicleEF	HHD	3.99	0.01
tblVehicleEF	HHD	4,116.44	1,057.87
tblVehicleEF	HHD	1,683.99	1,517.44
tblVehicleEF	HHD	12.64	0.09
tblVehicleEF	HHD	20.04	5.92
tblVehicleEF	HHD	3.96	3.93
tblVehicleEF	HHD	0.02	8.4880e-003

tblVehicleEF	HHD	0.06	0.06
tblVehicleEF	HHD	0.03	0.04
tblVehicleEF	HHD	0.02	0.05
tblVehicleEF	HHD	1.1600e-004	1.0000e-006
tblVehicleEF	HHD	0.02	8.1210e-003
tblVehicleEF	HHD	0.03	0.03
tblVehicleEF	HHD	8.6750e-003	8.7680e-003
tblVehicleEF	HHD	0.02	0.05
tblVehicleEF	HHD	1.0700e-004	1.0000e-006
tblVehicleEF	HHD	1.1800e-004	6.0000e-006
tblVehicleEF	HHD	4.9160e-003	2.4300e-004
tblVehicleEF	HHD	0.57	0.41
tblVehicleEF	HHD	8.9000e-005	4.0000e-006
tblVehicleEF	HHD	0.13	0.12
tblVehicleEF	HHD	4.6300e-004	1.1210e-003
tblVehicleEF	HHD	0.10	4.0000e-006
tblVehicleEF	HHD	0.04	9.6940e-003
tblVehicleEF	HHD	0.02	0.01
tblVehicleEF	HHD	1.9200e-004	1.0000e-006
tblVehicleEF	HHD	1.1800e-004	6.0000e-006
tblVehicleEF	HHD	4.9160e-003	2.4300e-004
tblVehicleEF	HHD	0.68	0.48
tblVehicleEF	HHD	8.9000e-005	4.0000e-006
tblVehicleEF	HHD	0.31	0.27
tblVehicleEF	HHD	4.6300e-004	1.1210e-003
tblVehicleEF	HHD	0.11	5.0000e-006
tblVehicleEF	HHD	0.59	0.03

tblVehicleEF	HHD	0.16	0.14
tblVehicleEF	HHD	0.08	1.0000e-006
tblVehicleEF	HHD	1.72	5.25
tblVehicleEF	HHD	1.30	0.84
tblVehicleEF	HHD	3.80	0.01
tblVehicleEF	HHD	4,359.67	1,057.02
tblVehicleEF	HHD	1,683.99	1,517.44
tblVehicleEF	HHD	12.64	0.09
tblVehicleEF	HHD	20.68	5.78
tblVehicleEF	HHD	3.75	3.72
tblVehicleEF	HHD	0.02	7.8070e-003
tblVehicleEF	HHD	0.06	0.06
tblVehicleEF	HHD	0.03	0.04
tblVehicleEF	HHD	0.02	0.05
tblVehicleEF	HHD	1.1600e-004	1.0000e-006
tblVehicleEF	HHD	0.02	7.4700e-003
tblVehicleEF	HHD	0.03	0.03
tblVehicleEF	HHD	8.6750e-003	8.7680e-003
tblVehicleEF	HHD	0.02	0.05
tblVehicleEF	HHD	1.0700e-004	1.0000e-006
tblVehicleEF	HHD	1.6900e-004	9.0000e-006
tblVehicleEF	HHD	5.0090e-003	2.4600e-004
tblVehicleEF	HHD	0.54	0.43
tblVehicleEF	HHD	1.2500e-004	6.0000e-006
tblVehicleEF	HHD	0.13	0.12
tblVehicleEF	HHD	4.4900e-004	1.1010e-003
tblVehicleEF	HHD	0.09	4.0000e-006

tblVehicleEF	HHD	0.04	9.6850e-003
tblVehicleEF	HHD	0.02	0.01
tblVehicleEF	HHD	1.8900e-004	1.0000e-006
tblVehicleEF	HHD	1.6900e-004	9.0000e-006
tblVehicleEF	HHD	5.0090e-003	2.4600e-004
tblVehicleEF	HHD	0.64	0.50
tblVehicleEF	HHD	1.2500e-004	6.0000e-006
tblVehicleEF	HHD	0.31	0.27
tblVehicleEF	HHD	4.4900e-004	1.1010e-003
tblVehicleEF	HHD	0.10	4.0000e-006
tblVehicleEF	HHD	0.68	0.02
tblVehicleEF	HHD	0.16	5.0360e-003
tblVehicleEF	HHD	0.08	1.0000e-006
tblVehicleEF	HHD	3.25	5.42
tblVehicleEF	HHD	1.29	0.46
tblVehicleEF	HHD	4.03	0.01
tblVehicleEF	HHD	3,780.54	1,027.42
tblVehicleEF	HHD	1,683.99	1,421.63
tblVehicleEF	HHD	12.64	0.09
tblVehicleEF	HHD	19.16	5.92
tblVehicleEF	HHD	3.89	3.78
tblVehicleEF	HHD	0.02	8.9820e-003
tblVehicleEF	HHD	0.06	0.06
tblVehicleEF	HHD	0.03	0.03
tblVehicleEF	HHD	0.02	0.05
tblVehicleEF	HHD	1.1600e-004	1.0000e-006
tblVehicleEF	HHD	0.02	8.5930e-003

tblVehicleEF	HHD	0.03	0.03
tblVehicleEF	HHD	8.6750e-003	8.5160e-003
tblVehicleEF	HHD	0.02	0.05
tblVehicleEF	HHD	1.0700e-004	1.0000e-006
tblVehicleEF	HHD	1.1700e-004	6.0000e-006
tblVehicleEF	HHD	5.3110e-003	2.7000e-004
tblVehicleEF	HHD	0.61	0.39
tblVehicleEF	HHD	9.0000e-005	4.0000e-006
tblVehicleEF	HHD	0.13	0.11
tblVehicleEF	HHD	5.0200e-004	1.1940e-003
tblVehicleEF	HHD	0.10	4.0000e-006
tblVehicleEF	HHD	0.03	9.7070e-003
tblVehicleEF	HHD	0.02	0.01
tblVehicleEF	HHD	1.9300e-004	1.0000e-006
tblVehicleEF	HHD	1.1700e-004	6.0000e-006
tblVehicleEF	HHD	5.3110e-003	2.7000e-004
tblVehicleEF	HHD	0.73	0.44
tblVehicleEF	HHD	9.0000e-005	4.0000e-006
tblVehicleEF	HHD	0.31	0.12
tblVehicleEF	HHD	5.0200e-004	1.1940e-003
tblVehicleEF	HHD	0.11	5.0000e-006
tblVehicleEF	LDA	4.3340e-003	2.6620e-003
tblVehicleEF	LDA	5.1760e-003	0.05
tblVehicleEF	LDA	0.58	0.68
tblVehicleEF	LDA	1.10	2.11
tblVehicleEF	LDA	263.86	265.52
tblVehicleEF	LDA	58.33	54.23

tblVehicleEF	LDA	0.05	0.04
tblVehicleEF	LDA	1.9130e-003	1.6720e-003
tblVehicleEF	LDA	2.2790e-003	1.9250e-003
tblVehicleEF	LDA	1.7630e-003	1.5400e-003
tblVehicleEF	LDA	2.0960e-003	1.7700e-003
tblVehicleEF	LDA	0.04	0.05
tblVehicleEF	LDA	0.09	0.10
tblVehicleEF	LDA	0.03	0.05
tblVehicleEF	LDA	0.01	0.01
tblVehicleEF	LDA	0.04	0.21
tblVehicleEF	LDA	0.07	0.23
tblVehicleEF	LDA	2.6420e-003	2.6270e-003
tblVehicleEF	LDA	6.0200e-004	5.3700e-004
tblVehicleEF	LDA	0.04	0.05
tblVehicleEF	LDA	0.09	0.10
tblVehicleEF	LDA	0.03	0.05
tblVehicleEF	LDA	0.02	0.01
tblVehicleEF	LDA	0.04	0.21
tblVehicleEF	LDA	0.08	0.25
tblVehicleEF	LDA	4.5760e-003	2.8320e-003
tblVehicleEF	LDA	4.6500e-003	0.05
tblVehicleEF	LDA	0.63	0.74
tblVehicleEF	LDA	0.95	1.82
tblVehicleEF	LDA	274.96	276.40
tblVehicleEF	LDA	58.33	53.69
tblVehicleEF	LDA	0.04	0.03
tblVehicleEF	LDA	1.9130e-003	1.6720e-003

tblVehicleEF	LDA	2.2790e-003	1.9250e-003
tblVehicleEF	LDA	1.7630e-003	1.5400e-003
tblVehicleEF	LDA	2.0960e-003	1.7700e-003
tblVehicleEF	LDA	0.05	0.07
tblVehicleEF	LDA	0.09	0.10
tblVehicleEF	LDA	0.05	0.07
tblVehicleEF	LDA	0.01	0.01
tblVehicleEF	LDA	0.04	0.19
tblVehicleEF	LDA	0.06	0.21
tblVehicleEF	LDA	2.7540e-003	2.7340e-003
tblVehicleEF	LDA	5.9900e-004	5.3100e-004
tblVehicleEF	LDA	0.05	0.07
tblVehicleEF	LDA	0.09	0.10
tblVehicleEF	LDA	0.05	0.07
tblVehicleEF	LDA	0.02	0.02
tblVehicleEF	LDA	0.04	0.19
tblVehicleEF	LDA	0.07	0.23
tblVehicleEF	LDA	4.2520e-003	2.6080e-003
tblVehicleEF	LDA	5.2830e-003	0.05
tblVehicleEF	LDA	0.56	0.65
tblVehicleEF	LDA	1.13	2.18
tblVehicleEF	LDA	259.76	261.50
tblVehicleEF	LDA	58.33	54.34
tblVehicleEF	LDA	0.05	0.04
tblVehicleEF	LDA	1.9130e-003	1.6720e-003
tblVehicleEF	LDA	2.2790e-003	1.9250e-003
tblVehicleEF	LDA	1.7630e-003	1.5400e-003

tblVehicleEF	LDA	2.0960e-003	1.7700e-003
tblVehicleEF	LDA	0.04	0.05
tblVehicleEF	LDA	0.10	0.10
tblVehicleEF	LDA	0.03	0.05
tblVehicleEF	LDA	0.01	0.01
tblVehicleEF	LDA	0.04	0.23
tblVehicleEF	LDA	0.07	0.23
tblVehicleEF	LDA	2.6010e-003	2.5870e-003
tblVehicleEF	LDA	6.0200e-004	5.3800e-004
tblVehicleEF	LDA	0.04	0.05
tblVehicleEF	LDA	0.10	0.10
tblVehicleEF	LDA	0.03	0.05
tblVehicleEF	LDA	0.02	0.01
tblVehicleEF	LDA	0.04	0.23
tblVehicleEF	LDA	0.08	0.26
tblVehicleEF	LDT1	9.9920e-003	6.2080e-003
tblVehicleEF	LDT1	0.01	0.07
tblVehicleEF	LDT1	1.19	1.26
tblVehicleEF	LDT1	2.74	2.32
tblVehicleEF	LDT1	324.21	313.05
tblVehicleEF	LDT1	71.81	65.11
tblVehicleEF	LDT1	0.11	0.10
tblVehicleEF	LDT1	2.5570e-003	2.3060e-003
tblVehicleEF	LDT1	3.2780e-003	2.6450e-003
tblVehicleEF	LDT1	2.3530e-003	2.1220e-003
tblVehicleEF	LDT1	3.0150e-003	2.4330e-003
tblVehicleEF	LDT1	0.12	0.12

tblVehicleEF	LDT1	0.25	0.19
tblVehicleEF	LDT1	0.10	0.11
tblVehicleEF	LDT1	0.02	0.03
tblVehicleEF	LDT1	0.16	0.66
tblVehicleEF	LDT1	0.19	0.36
tblVehicleEF	LDT1	3.2560e-003	3.0980e-003
tblVehicleEF	LDT1	7.6600e-004	6.4400e-004
tblVehicleEF	LDT1	0.12	0.12
tblVehicleEF	LDT1	0.25	0.19
tblVehicleEF	LDT1	0.10	0.11
tblVehicleEF	LDT1	0.04	0.04
tblVehicleEF	LDT1	0.16	0.66
tblVehicleEF	LDT1	0.21	0.40
tblVehicleEF	LDT1	0.01	6.5570e-003
tblVehicleEF	LDT1	0.01	0.07
tblVehicleEF	LDT1	1.28	1.36
tblVehicleEF	LDT1	2.36	2.00
tblVehicleEF	LDT1	337.31	324.18
tblVehicleEF	LDT1	71.81	64.47
tblVehicleEF	LDT1	0.10	0.09
tblVehicleEF	LDT1	2.5570e-003	2.3060e-003
tblVehicleEF	LDT1	3.2780e-003	2.6450e-003
tblVehicleEF	LDT1	2.3530e-003	2.1220e-003
tblVehicleEF	LDT1	3.0150e-003	2.4330e-003
tblVehicleEF	LDT1	0.17	0.18
tblVehicleEF	LDT1	0.26	0.20
tblVehicleEF	LDT1	0.14	0.15

tblVehicleEF	LDT1	0.03	0.03
tblVehicleEF	LDT1	0.14	0.61
tblVehicleEF	LDT1	0.17	0.32
tblVehicleEF	LDT1	3.3880e-003	3.2080e-003
tblVehicleEF	LDT1	7.5900e-004	6.3800e-004
tblVehicleEF	LDT1	0.17	0.18
tblVehicleEF	LDT1	0.26	0.20
tblVehicleEF	LDT1	0.14	0.15
tblVehicleEF	LDT1	0.04	0.04
tblVehicleEF	LDT1	0.14	0.61
tblVehicleEF	LDT1	0.19	0.36
tblVehicleEF	LDT1	9.8200e-003	6.0950e-003
tblVehicleEF	LDT1	0.01	0.07
tblVehicleEF	LDT1	1.16	1.22
tblVehicleEF	LDT1	2.82	2.40
tblVehicleEF	LDT1	319.38	308.94
tblVehicleEF	LDT1	71.81	65.25
tblVehicleEF	LDT1	0.11	0.10
tblVehicleEF	LDT1	2.5570e-003	2.3060e-003
tblVehicleEF	LDT1	3.2780e-003	2.6450e-003
tblVehicleEF	LDT1	2.3530e-003	2.1220e-003
tblVehicleEF	LDT1	3.0150e-003	2.4330e-003
tblVehicleEF	LDT1	0.12	0.13
tblVehicleEF	LDT1	0.29	0.22
tblVehicleEF	LDT1	0.10	0.11
tblVehicleEF	LDT1	0.02	0.03
tblVehicleEF	LDT1	0.18	0.78

tblVehicleEF	LDT1	0.19	0.37
tblVehicleEF	LDT1	3.2070e-003	3.0570e-003
tblVehicleEF	LDT1	7.6700e-004	6.4600e-004
tblVehicleEF	LDT1	0.12	0.13
tblVehicleEF	LDT1	0.29	0.22
tblVehicleEF	LDT1	0.10	0.11
tblVehicleEF	LDT1	0.04	0.04
tblVehicleEF	LDT1	0.18	0.78
tblVehicleEF	LDT1	0.21	0.41
tblVehicleEF	LDT2	5.7840e-003	4.0560e-003
tblVehicleEF	LDT2	6.6620e-003	0.07
tblVehicleEF	LDT2	0.74	0.91
tblVehicleEF	LDT2	1.41	2.69
tblVehicleEF	LDT2	369.26	341.01
tblVehicleEF	LDT2	81.71	71.31
tblVehicleEF	LDT2	0.07	0.07
tblVehicleEF	LDT2	1.8090e-003	1.6370e-003
tblVehicleEF	LDT2	2.1990e-003	1.8210e-003
tblVehicleEF	LDT2	1.6640e-003	1.5060e-003
tblVehicleEF	LDT2	2.0220e-003	1.6740e-003
tblVehicleEF	LDT2	0.05	0.07
tblVehicleEF	LDT2	0.11	0.12
tblVehicleEF	LDT2	0.05	0.08
tblVehicleEF	LDT2	0.01	0.02
tblVehicleEF	LDT2	0.06	0.39
tblVehicleEF	LDT2	0.09	0.32
tblVehicleEF	LDT2	3.6980e-003	3.3740e-003

tblVehicleEF	LDT2	8.4100e-004	7.0600e-004
tblVehicleEF	LDT2	0.05	0.07
tblVehicleEF	LDT2	0.11	0.12
tblVehicleEF	LDT2	0.05	0.08
tblVehicleEF	LDT2	0.02	0.02
tblVehicleEF	LDT2	0.06	0.39
tblVehicleEF	LDT2	0.10	0.35
tblVehicleEF	LDT2	6.1050e-003	4.3050e-003
tblVehicleEF	LDT2	5.9960e-003	0.06
tblVehicleEF	LDT2	0.80	0.99
tblVehicleEF	LDT2	1.22	2.32
tblVehicleEF	LDT2	384.42	352.00
tblVehicleEF	LDT2	81.71	70.61
tblVehicleEF	LDT2	0.06	0.06
tblVehicleEF	LDT2	1.8090e-003	1.6370e-003
tblVehicleEF	LDT2	2.1990e-003	1.8210e-003
tblVehicleEF	LDT2	1.6640e-003	1.5060e-003
tblVehicleEF	LDT2	2.0220e-003	1.6740e-003
tblVehicleEF	LDT2	0.07	0.11
tblVehicleEF	LDT2	0.11	0.13
tblVehicleEF	LDT2	0.07	0.10
tblVehicleEF	LDT2	0.02	0.02
tblVehicleEF	LDT2	0.05	0.36
tblVehicleEF	LDT2	0.08	0.29
tblVehicleEF	LDT2	3.8500e-003	3.4820e-003
tblVehicleEF	LDT2	8.3800e-004	6.9900e-004
tblVehicleEF	LDT2	0.07	0.11

tblVehicleEF	LDT2	0.11	0.13
tblVehicleEF	LDT2	0.07	0.10
tblVehicleEF	LDT2	0.02	0.02
tblVehicleEF	LDT2	0.05	0.36
tblVehicleEF	LDT2	0.09	0.31
tblVehicleEF	LDT2	5.6750e-003	3.9780e-003
tblVehicleEF	LDT2	6.7990e-003	0.07
tblVehicleEF	LDT2	0.72	0.88
tblVehicleEF	LDT2	1.45	2.77
tblVehicleEF	LDT2	363.66	336.95
tblVehicleEF	LDT2	81.71	71.46
tblVehicleEF	LDT2	0.07	0.07
tblVehicleEF	LDT2	1.8090e-003	1.6370e-003
tblVehicleEF	LDT2	2.1990e-003	1.8210e-003
tblVehicleEF	LDT2	1.6640e-003	1.5060e-003
tblVehicleEF	LDT2	2.0220e-003	1.6740e-003
tblVehicleEF	LDT2	0.04	0.07
tblVehicleEF	LDT2	0.11	0.13
tblVehicleEF	LDT2	0.05	0.08
tblVehicleEF	LDT2	0.01	0.02
tblVehicleEF	LDT2	0.07	0.46
tblVehicleEF	LDT2	0.09	0.33
tblVehicleEF	LDT2	3.6420e-003	3.3340e-003
tblVehicleEF	LDT2	8.4100e-004	7.0700e-004
tblVehicleEF	LDT2	0.04	0.07
tblVehicleEF	LDT2	0.11	0.13
tblVehicleEF	LDT2	0.05	0.08

tblVehicleEF	LDT2	0.02	0.02
tblVehicleEF	LDT2	0.07	0.46
tblVehicleEF	LDT2	0.10	0.36
tblVehicleEF	LHD1	5.7990e-003	5.8180e-003
tblVehicleEF	LHD1	0.01	5.0100e-003
tblVehicleEF	LHD1	0.02	0.02
tblVehicleEF	LHD1	0.15	0.19
tblVehicleEF	LHD1	0.78	0.57
tblVehicleEF	LHD1	2.55	1.09
tblVehicleEF	LHD1	9.03	9.05
tblVehicleEF	LHD1	603.73	667.72
tblVehicleEF	LHD1	33.13	12.41
tblVehicleEF	LHD1	0.08	0.06
tblVehicleEF	LHD1	1.27	0.81
tblVehicleEF	LHD1	8.6000e-004	7.5600e-004
tblVehicleEF	LHD1	0.01	9.6460e-003
tblVehicleEF	LHD1	0.01	7.2150e-003
tblVehicleEF	LHD1	9.1700e-004	2.5500e-004
tblVehicleEF	LHD1	8.2300e-004	7.2300e-004
tblVehicleEF	LHD1	2.5110e-003	2.4120e-003
tblVehicleEF	LHD1	9.9290e-003	6.8770e-003
tblVehicleEF	LHD1	8.4300e-004	2.3500e-004
tblVehicleEF	LHD1	2.8210e-003	2.2570e-003
tblVehicleEF	LHD1	0.10	0.07
tblVehicleEF	LHD1	0.02	0.02
tblVehicleEF	LHD1	1.7870e-003	1.4220e-003
tblVehicleEF	LHD1	0.06	0.05

tblVehicleEF	LHD1	0.28	0.47
tblVehicleEF	LHD1	0.27	0.08
tblVehicleEF	LHD1	9.1000e-005	8.8000e-005
tblVehicleEF	LHD1	5.9280e-003	6.5210e-003
tblVehicleEF	LHD1	3.7900e-004	1.2300e-004
tblVehicleEF	LHD1	2.8210e-003	2.2570e-003
tblVehicleEF	LHD1	0.10	0.07
tblVehicleEF	LHD1	0.02	0.03
tblVehicleEF	LHD1	1.7870e-003	1.4220e-003
tblVehicleEF	LHD1	0.08	0.06
tblVehicleEF	LHD1	0.28	0.47
tblVehicleEF	LHD1	0.29	0.09
tblVehicleEF	LHD1	5.7990e-003	5.8300e-003
tblVehicleEF	LHD1	0.01	5.0980e-003
tblVehicleEF	LHD1	0.02	0.02
tblVehicleEF	LHD1	0.15	0.19
tblVehicleEF	LHD1	0.79	0.58
tblVehicleEF	LHD1	2.44	1.04
tblVehicleEF	LHD1	9.03	9.05
tblVehicleEF	LHD1	603.73	667.74
tblVehicleEF	LHD1	33.13	12.33
tblVehicleEF	LHD1	0.08	0.06
tblVehicleEF	LHD1	1.19	0.76
tblVehicleEF	LHD1	8.6000e-004	7.5600e-004
tblVehicleEF	LHD1	0.01	9.6460e-003
tblVehicleEF	LHD1	0.01	7.2150e-003
tblVehicleEF	LHD1	9.1700e-004	2.5500e-004

tblVehicleEF	LHD1	8.2300e-004	7.2300e-004
tblVehicleEF	LHD1	2.5110e-003	2.4120e-003
tblVehicleEF	LHD1	9.9290e-003	6.8770e-003
tblVehicleEF	LHD1	8.4300e-004	2.3500e-004
tblVehicleEF	LHD1	3.9390e-003	3.1600e-003
tblVehicleEF	LHD1	0.10	0.07
tblVehicleEF	LHD1	0.02	0.02
tblVehicleEF	LHD1	2.4300e-003	1.9450e-003
tblVehicleEF	LHD1	0.06	0.05
tblVehicleEF	LHD1	0.27	0.45
tblVehicleEF	LHD1	0.26	0.08
tblVehicleEF	LHD1	9.1000e-005	8.8000e-005
tblVehicleEF	LHD1	5.9280e-003	6.5210e-003
tblVehicleEF	LHD1	3.7700e-004	1.2200e-004
tblVehicleEF	LHD1	3.9390e-003	3.1600e-003
tblVehicleEF	LHD1	0.10	0.07
tblVehicleEF	LHD1	0.02	0.03
tblVehicleEF	LHD1	2.4300e-003	1.9450e-003
tblVehicleEF	LHD1	0.08	0.06
tblVehicleEF	LHD1	0.27	0.45
tblVehicleEF	LHD1	0.28	0.08
tblVehicleEF	LHD1	5.7990e-003	5.8160e-003
tblVehicleEF	LHD1	0.01	4.9860e-003
tblVehicleEF	LHD1	0.02	0.02
tblVehicleEF	LHD1	0.15	0.19
tblVehicleEF	LHD1	0.77	0.57
tblVehicleEF	LHD1	2.56	1.09

tblVehicleEF	LHD1	9.03	9.05
tblVehicleEF	LHD1	603.73	667.72
tblVehicleEF	LHD1	33.13	12.42
tblVehicleEF	LHD1	0.08	0.06
tblVehicleEF	LHD1	1.24	0.80
tblVehicleEF	LHD1	8.6000e-004	7.5600e-004
tblVehicleEF	LHD1	0.01	9.6460e-003
tblVehicleEF	LHD1	0.01	7.2150e-003
tblVehicleEF	LHD1	9.1700e-004	2.5500e-004
tblVehicleEF	LHD1	8.2300e-004	7.2300e-004
tblVehicleEF	LHD1	2.5110e-003	2.4120e-003
tblVehicleEF	LHD1	9.9290e-003	6.8770e-003
tblVehicleEF	LHD1	8.4300e-004	2.3500e-004
tblVehicleEF	LHD1	2.9400e-003	2.3610e-003
tblVehicleEF	LHD1	0.11	0.08
tblVehicleEF	LHD1	0.02	0.02
tblVehicleEF	LHD1	1.8110e-003	1.4460e-003
tblVehicleEF	LHD1	0.06	0.05
tblVehicleEF	LHD1	0.30	0.50
tblVehicleEF	LHD1	0.27	0.08
tblVehicleEF	LHD1	9.1000e-005	8.8000e-005
tblVehicleEF	LHD1	5.9280e-003	6.5210e-003
tblVehicleEF	LHD1	3.8000e-004	1.2300e-004
tblVehicleEF	LHD1	2.9400e-003	2.3610e-003
tblVehicleEF	LHD1	0.11	0.08
tblVehicleEF	LHD1	0.02	0.03
tblVehicleEF	LHD1	1.8110e-003	1.4460e-003

tblVehicleEF	LHD1	0.08	0.06
tblVehicleEF	LHD1	0.30	0.50
tblVehicleEF	LHD1	0.29	0.09
tblVehicleEF	LHD2	4.2890e-003	4.2530e-003
tblVehicleEF	LHD2	4.2710e-003	3.6630e-003
tblVehicleEF	LHD2	9.4470e-003	0.01
tblVehicleEF	LHD2	0.13	0.16
tblVehicleEF	LHD2	0.36	0.41
tblVehicleEF	LHD2	1.38	0.76
tblVehicleEF	LHD2	13.67	13.61
tblVehicleEF	LHD2	619.08	679.10
tblVehicleEF	LHD2	28.46	10.01
tblVehicleEF	LHD2	0.10	0.09
tblVehicleEF	LHD2	0.87	0.94
tblVehicleEF	LHD2	1.1890e-003	1.1970e-003
tblVehicleEF	LHD2	0.01	0.01
tblVehicleEF	LHD2	9.7400e-003	0.01
tblVehicleEF	LHD2	4.6100e-004	1.4900e-004
tblVehicleEF	LHD2	1.1370e-003	1.1460e-003
tblVehicleEF	LHD2	2.6460e-003	2.6120e-003
tblVehicleEF	LHD2	9.3060e-003	9.6640e-003
tblVehicleEF	LHD2	4.2300e-004	1.3700e-004
tblVehicleEF	LHD2	1.1610e-003	1.4570e-003
tblVehicleEF	LHD2	0.04	0.05
tblVehicleEF	LHD2	0.02	0.02
tblVehicleEF	LHD2	7.7900e-004	9.3400e-004
tblVehicleEF	LHD2	0.05	0.05

tblVehicleEF	LHD2	0.09	0.30
tblVehicleEF	LHD2	0.13	0.06
tblVehicleEF	LHD2	1.3400e-004	1.3100e-004
tblVehicleEF	LHD2	6.0340e-003	6.5780e-003
tblVehicleEF	LHD2	3.1000e-004	9.9000e-005
tblVehicleEF	LHD2	1.1610e-003	1.4570e-003
tblVehicleEF	LHD2	0.04	0.05
tblVehicleEF	LHD2	0.02	0.03
tblVehicleEF	LHD2	7.7900e-004	9.3400e-004
tblVehicleEF	LHD2	0.05	0.06
tblVehicleEF	LHD2	0.09	0.30
tblVehicleEF	LHD2	0.14	0.06
tblVehicleEF	LHD2	4.2890e-003	4.2620e-003
tblVehicleEF	LHD2	4.3220e-003	3.7010e-003
tblVehicleEF	LHD2	9.1410e-003	0.01
tblVehicleEF	LHD2	0.13	0.16
tblVehicleEF	LHD2	0.37	0.41
tblVehicleEF	LHD2	1.32	0.73
tblVehicleEF	LHD2	13.67	13.61
tblVehicleEF	LHD2	619.08	679.11
tblVehicleEF	LHD2	28.46	9.96
tblVehicleEF	LHD2	0.10	0.09
tblVehicleEF	LHD2	0.82	0.88
tblVehicleEF	LHD2	1.1890e-003	1.1970e-003
tblVehicleEF	LHD2	0.01	0.01
tblVehicleEF	LHD2	9.7400e-003	0.01
tblVehicleEF	LHD2	4.6100e-004	1.4900e-004

tblVehicleEF	LHD2	1.1370e-003	1.1460e-003
tblVehicleEF	LHD2	2.6460e-003	2.6120e-003
tblVehicleEF	LHD2	9.3060e-003	9.6640e-003
tblVehicleEF	LHD2	4.2300e-004	1.3700e-004
tblVehicleEF	LHD2	1.6270e-003	2.0410e-003
tblVehicleEF	LHD2	0.04	0.05
tblVehicleEF	LHD2	0.02	0.02
tblVehicleEF	LHD2	1.0610e-003	1.2770e-003
tblVehicleEF	LHD2	0.05	0.05
tblVehicleEF	LHD2	0.08	0.29
tblVehicleEF	LHD2	0.12	0.05
tblVehicleEF	LHD2	1.3400e-004	1.3100e-004
tblVehicleEF	LHD2	6.0340e-003	6.5780e-003
tblVehicleEF	LHD2	3.0900e-004	9.9000e-005
tblVehicleEF	LHD2	1.6270e-003	2.0410e-003
tblVehicleEF	LHD2	0.04	0.05
tblVehicleEF	LHD2	0.02	0.03
tblVehicleEF	LHD2	1.0610e-003	1.2770e-003
tblVehicleEF	LHD2	0.05	0.06
tblVehicleEF	LHD2	0.08	0.29
tblVehicleEF	LHD2	0.13	0.06
tblVehicleEF	LHD2	4.2890e-003	4.2510e-003
tblVehicleEF	LHD2	4.2570e-003	3.6530e-003
tblVehicleEF	LHD2	9.5090e-003	0.01
tblVehicleEF	LHD2	0.13	0.16
tblVehicleEF	LHD2	0.36	0.41
tblVehicleEF	LHD2	1.38	0.76

tblVehicleEF	LHD2	13.67	13.61
tblVehicleEF	LHD2	619.08	679.10
tblVehicleEF	LHD2	28.46	10.02
tblVehicleEF	LHD2	0.10	0.09
tblVehicleEF	LHD2	0.85	0.92
tblVehicleEF	LHD2	1.1890e-003	1.1970e-003
tblVehicleEF	LHD2	0.01	0.01
tblVehicleEF	LHD2	9.7400e-003	0.01
tblVehicleEF	LHD2	4.6100e-004	1.4900e-004
tblVehicleEF	LHD2	1.1370e-003	1.1460e-003
tblVehicleEF	LHD2	2.6460e-003	2.6120e-003
tblVehicleEF	LHD2	9.3060e-003	9.6640e-003
tblVehicleEF	LHD2	4.2300e-004	1.3700e-004
tblVehicleEF	LHD2	1.1810e-003	1.5020e-003
tblVehicleEF	LHD2	0.04	0.06
tblVehicleEF	LHD2	0.02	0.02
tblVehicleEF	LHD2	7.7800e-004	9.3300e-004
tblVehicleEF	LHD2	0.05	0.05
tblVehicleEF	LHD2	0.10	0.33
tblVehicleEF	LHD2	0.13	0.06
tblVehicleEF	LHD2	1.3400e-004	1.3100e-004
tblVehicleEF	LHD2	6.0340e-003	6.5780e-003
tblVehicleEF	LHD2	3.1000e-004	9.9000e-005
tblVehicleEF	LHD2	1.1810e-003	1.5020e-003
tblVehicleEF	LHD2	0.04	0.06
tblVehicleEF	LHD2	0.02	0.03
tblVehicleEF	LHD2	7.7800e-004	9.3300e-004

tblVehicleEF	LHD2	0.05	0.06
tblVehicleEF	LHD2	0.10	0.33
tblVehicleEF	LHD2	0.14	0.06
tblVehicleEF	MCY	0.48	0.35
tblVehicleEF	MCY	0.15	0.24
tblVehicleEF	MCY	18.61	18.90
tblVehicleEF	MCY	9.56	8.43
tblVehicleEF	MCY	177.57	214.49
tblVehicleEF	MCY	45.30	60.11
tblVehicleEF	MCY	1.12	1.12
tblVehicleEF	MCY	2.1370e-003	2.1160e-003
tblVehicleEF	MCY	3.9240e-003	3.2680e-003
tblVehicleEF	MCY	1.9990e-003	1.9800e-003
tblVehicleEF	MCY	3.7000e-003	3.0810e-003
tblVehicleEF	MCY	1.13	1.16
tblVehicleEF	MCY	0.69	0.72
tblVehicleEF	MCY	0.71	0.72
tblVehicleEF	MCY	2.38	2.40
tblVehicleEF	MCY	0.65	2.07
tblVehicleEF	MCY	2.05	1.82
tblVehicleEF	MCY	2.1510e-003	2.1230e-003
tblVehicleEF	MCY	6.7000e-004	5.9500e-004
tblVehicleEF	MCY	1.13	1.16
tblVehicleEF	MCY	0.69	0.72
tblVehicleEF	MCY	0.71	0.72
tblVehicleEF	MCY	2.95	2.97
tblVehicleEF	MCY	0.65	2.07

tblVehicleEF	MCY	2.24	1.98
tblVehicleEF	MCY	0.47	0.35
tblVehicleEF	MCY	0.14	0.21
tblVehicleEF	MCY	17.91	18.17
tblVehicleEF	MCY	8.81	7.74
tblVehicleEF	MCY	177.57	213.12
tblVehicleEF	MCY	45.30	58.36
tblVehicleEF	MCY	0.98	0.98
tblVehicleEF	MCY	2.1370e-003	2.1160e-003
tblVehicleEF	MCY	3.9240e-003	3.2680e-003
tblVehicleEF	MCY	1.9990e-003	1.9800e-003
tblVehicleEF	MCY	3.7000e-003	3.0810e-003
tblVehicleEF	MCY	1.71	1.74
tblVehicleEF	MCY	0.73	0.76
tblVehicleEF	MCY	1.12	1.14
tblVehicleEF	MCY	2.33	2.34
tblVehicleEF	MCY	0.61	1.94
tblVehicleEF	MCY	1.85	1.62
tblVehicleEF	MCY	2.1380e-003	2.1090e-003
tblVehicleEF	MCY	6.5100e-004	5.7700e-004
tblVehicleEF	MCY	1.71	1.74
tblVehicleEF	MCY	0.73	0.76
tblVehicleEF	MCY	1.12	1.14
tblVehicleEF	MCY	2.89	2.90
tblVehicleEF	MCY	0.61	1.94
tblVehicleEF	MCY	2.01	1.77
tblVehicleEF	MCY	0.48	0.35

tblVehicleEF	MCY	0.15	0.24
tblVehicleEF	MCY	18.72	19.01
tblVehicleEF	MCY	9.67	8.55
tblVehicleEF	MCY	177.57	214.70
tblVehicleEF	MCY	45.30	60.42
tblVehicleEF	MCY	1.09	1.09
tblVehicleEF	MCY	2.1370e-003	2.1160e-003
tblVehicleEF	MCY	3.9240e-003	3.2680e-003
tblVehicleEF	MCY	1.9990e-003	1.9800e-003
tblVehicleEF	MCY	3.7000e-003	3.0810e-003
tblVehicleEF	MCY	1.26	1.28
tblVehicleEF	MCY	0.89	0.92
tblVehicleEF	MCY	0.75	0.76
tblVehicleEF	MCY	2.39	2.41
tblVehicleEF	MCY	0.75	2.38
tblVehicleEF	MCY	2.09	1.86
tblVehicleEF	MCY	2.1530e-003	2.1250e-003
tblVehicleEF	MCY	6.7300e-004	5.9800e-004
tblVehicleEF	MCY	1.26	1.28
tblVehicleEF	MCY	0.89	0.92
tblVehicleEF	MCY	0.75	0.76
tblVehicleEF	MCY	2.97	2.98
tblVehicleEF	MCY	0.75	2.38
tblVehicleEF	MCY	2.28	2.02
tblVehicleEF	MDV	0.01	5.6010e-003
tblVehicleEF	MDV	0.01	0.08
tblVehicleEF	MDV	1.26	1.12

tblVehicleEF	MDV	2.62	3.12
tblVehicleEF	MDV	500.02	420.73
tblVehicleEF	MDV	108.15	86.72
tblVehicleEF	MDV	0.14	0.10
tblVehicleEF	MDV	1.9190e-003	1.7850e-003
tblVehicleEF	MDV	2.3090e-003	1.9840e-003
tblVehicleEF	MDV	1.7700e-003	1.6470e-003
tblVehicleEF	MDV	2.1250e-003	1.8250e-003
tblVehicleEF	MDV	0.07	0.08
tblVehicleEF	MDV	0.16	0.14
tblVehicleEF	MDV	0.07	0.09
tblVehicleEF	MDV	0.03	0.02
tblVehicleEF	MDV	0.10	0.42
tblVehicleEF	MDV	0.20	0.41
tblVehicleEF	MDV	5.0080e-003	4.1600e-003
tblVehicleEF	MDV	1.1270e-003	8.5800e-004
tblVehicleEF	MDV	0.07	0.08
tblVehicleEF	MDV	0.16	0.14
tblVehicleEF	MDV	0.07	0.09
tblVehicleEF	MDV	0.04	0.03
tblVehicleEF	MDV	0.10	0.42
tblVehicleEF	MDV	0.22	0.45
tblVehicleEF	MDV	0.01	5.9080e-003
tblVehicleEF	MDV	0.01	0.08
tblVehicleEF	MDV	1.36	1.20
tblVehicleEF	MDV	2.27	2.69
tblVehicleEF	MDV	519.96	432.28

tblVehicleEF	MDV	108.15	85.89
tblVehicleEF	MDV	0.12	0.09
tblVehicleEF	MDV	1.9190e-003	1.7850e-003
tblVehicleEF	MDV	2.3090e-003	1.9840e-003
tblVehicleEF	MDV	1.7700e-003	1.6470e-003
tblVehicleEF	MDV	2.1250e-003	1.8250e-003
tblVehicleEF	MDV	0.10	0.12
tblVehicleEF	MDV	0.16	0.14
tblVehicleEF	MDV	0.10	0.12
tblVehicleEF	MDV	0.03	0.03
tblVehicleEF	MDV	0.09	0.39
tblVehicleEF	MDV	0.18	0.37
tblVehicleEF	MDV	5.2090e-003	4.2740e-003
tblVehicleEF	MDV	1.1210e-003	8.5000e-004
tblVehicleEF	MDV	0.10	0.12
tblVehicleEF	MDV	0.16	0.14
tblVehicleEF	MDV	0.10	0.12
tblVehicleEF	MDV	0.05	0.04
tblVehicleEF	MDV	0.09	0.39
tblVehicleEF	MDV	0.20	0.40
tblVehicleEF	MDV	0.01	5.5000e-003
tblVehicleEF	MDV	0.02	0.09
tblVehicleEF	MDV	1.23	1.08
tblVehicleEF	MDV	2.69	3.21
tblVehicleEF	MDV	492.66	416.47
tblVehicleEF	MDV	108.15	86.90
tblVehicleEF	MDV	0.13	0.10

tblVehicleEF	MDV	1.9190e-003	1.7850e-003
tblVehicleEF	MDV	2.3090e-003	1.9840e-003
tblVehicleEF	MDV	1.7700e-003	1.6470e-003
tblVehicleEF	MDV	2.1250e-003	1.8250e-003
tblVehicleEF	MDV	0.06	0.08
tblVehicleEF	MDV	0.17	0.15
tblVehicleEF	MDV	0.07	0.09
tblVehicleEF	MDV	0.03	0.02
tblVehicleEF	MDV	0.11	0.49
tblVehicleEF	MDV	0.20	0.42
tblVehicleEF	MDV	4.9340e-003	4.1170e-003
tblVehicleEF	MDV	1.1290e-003	8.6000e-004
tblVehicleEF	MDV	0.06	0.08
tblVehicleEF	MDV	0.17	0.15
tblVehicleEF	MDV	0.07	0.09
tblVehicleEF	MDV	0.04	0.03
tblVehicleEF	MDV	0.11	0.49
tblVehicleEF	MDV	0.22	0.46
tblVehicleEF	MH	0.03	3.3600e-003
tblVehicleEF	MH	0.02	0.00
tblVehicleEF	MH	2.15	0.31
tblVehicleEF	MH	5.50	0.00
tblVehicleEF	MH	1,108.90	981.53
tblVehicleEF	MH	57.43	0.00
tblVehicleEF	MH	1.43	3.91
tblVehicleEF	MH	0.01	0.02
tblVehicleEF	MH	0.03	0.10

tblVehicleEF	MH	1.0490e-003	0.00
tblVehicleEF	MH	3.2420e-003	4.0000e-003
tblVehicleEF	MH	0.03	0.09
tblVehicleEF	MH	9.6500e-004	0.00
tblVehicleEF	MH	0.95	0.00
tblVehicleEF	MH	0.07	0.00
tblVehicleEF	MH	0.41	0.00
tblVehicleEF	MH	0.09	0.07
tblVehicleEF	MH	0.02	0.00
tblVehicleEF	MH	0.32	0.00
tblVehicleEF	MH	0.01	9.2790e-003
tblVehicleEF	MH	6.7000e-004	0.00
tblVehicleEF	MH	0.95	0.00
tblVehicleEF	MH	0.07	0.00
tblVehicleEF	MH	0.41	0.00
tblVehicleEF	MH	0.12	0.08
tblVehicleEF	MH	0.02	0.00
tblVehicleEF	MH	0.35	0.00
tblVehicleEF	MH	0.03	3.3600e-003
tblVehicleEF	MH	0.02	0.00
tblVehicleEF	MH	2.21	0.31
tblVehicleEF	MH	5.21	0.00
tblVehicleEF	MH	1,108.90	981.53
tblVehicleEF	MH	57.43	0.00
tblVehicleEF	MH	1.33	3.70
tblVehicleEF	MH	0.01	0.02
tblVehicleEF	MH	0.03	0.10

tblVehicleEF	MH	1.0490e-003	0.00
tblVehicleEF	MH	3.2420e-003	4.0000e-003
tblVehicleEF	MH	0.03	0.09
tblVehicleEF	MH	9.6500e-004	0.00
tblVehicleEF	MH	1.28	0.00
tblVehicleEF	MH	0.07	0.00
tblVehicleEF	MH	0.56	0.00
tblVehicleEF	MH	0.09	0.07
tblVehicleEF	MH	0.02	0.00
tblVehicleEF	MH	0.31	0.00
tblVehicleEF	MH	0.01	9.2790e-003
tblVehicleEF	MH	6.6500e-004	0.00
tblVehicleEF	MH	1.28	0.00
tblVehicleEF	MH	0.07	0.00
tblVehicleEF	MH	0.56	0.00
tblVehicleEF	MH	0.12	0.08
tblVehicleEF	MH	0.02	0.00
tblVehicleEF	MH	0.34	0.00
tblVehicleEF	MH	0.03	3.3600e-003
tblVehicleEF	MH	0.02	0.00
tblVehicleEF	MH	2.13	0.31
tblVehicleEF	MH	5.54	0.00
tblVehicleEF	MH	1,108.90	981.53
tblVehicleEF	MH	57.43	0.00
tblVehicleEF	MH	1.40	3.84
tblVehicleEF	MH	0.01	0.02
tblVehicleEF	MH	0.03	0.10

tblVehicleEF	MH	1.0490e-003	0.00
tblVehicleEF	MH	3.2420e-003	4.0000e-003
tblVehicleEF	MH	0.03	0.09
tblVehicleEF	MH	9.6500e-004	0.00
tblVehicleEF	MH	1.05	0.00
tblVehicleEF	MH	0.08	0.00
tblVehicleEF	MH	0.43	0.00
tblVehicleEF	MH	0.09	0.07
tblVehicleEF	MH	0.02	0.00
tblVehicleEF	MH	0.32	0.00
tblVehicleEF	MH	0.01	9.2790e-003
tblVehicleEF	MH	6.7100e-004	0.00
tblVehicleEF	MH	1.05	0.00
tblVehicleEF	MH	0.08	0.00
tblVehicleEF	MH	0.43	0.00
tblVehicleEF	MH	0.12	0.08
tblVehicleEF	MH	0.02	0.00
tblVehicleEF	MH	0.35	0.00
tblVehicleEF	MHD	0.02	4.9130e-003
tblVehicleEF	MHD	4.2090e-003	5.6110e-003
tblVehicleEF	MHD	0.05	0.01
tblVehicleEF	MHD	0.36	0.39
tblVehicleEF	MHD	0.33	0.51
tblVehicleEF	MHD	6.12	1.31
tblVehicleEF	MHD	141.40	56.75
tblVehicleEF	MHD	1,144.82	1,086.34
tblVehicleEF	MHD	60.68	12.86

tblVehicleEF	MHD	0.54	0.43
tblVehicleEF	MHD	1.18	1.96
tblVehicleEF	MHD	2.3000e-004	1.4510e-003
tblVehicleEF	MHD	5.5730e-003	0.05
tblVehicleEF	MHD	7.9300e-004	1.1900e-004
tblVehicleEF	MHD	2.2000e-004	1.3880e-003
tblVehicleEF	MHD	5.3290e-003	0.05
tblVehicleEF	MHD	7.2900e-004	1.0900e-004
tblVehicleEF	MHD	1.1360e-003	4.8700e-004
tblVehicleEF	MHD	0.04	0.02
tblVehicleEF	MHD	0.03	0.02
tblVehicleEF	MHD	7.3800e-004	3.2900e-004
tblVehicleEF	MHD	0.04	0.09
tblVehicleEF	MHD	0.02	0.10
tblVehicleEF	MHD	0.38	0.06
tblVehicleEF	MHD	1.3610e-003	5.4000e-004
tblVehicleEF	MHD	0.01	0.01
tblVehicleEF	MHD	7.1400e-004	1.2700e-004
tblVehicleEF	MHD	1.1360e-003	4.8700e-004
tblVehicleEF	MHD	0.04	0.02
tblVehicleEF	MHD	0.04	0.03
tblVehicleEF	MHD	7.3800e-004	3.2900e-004
tblVehicleEF	MHD	0.05	0.11
tblVehicleEF	MHD	0.02	0.10
tblVehicleEF	MHD	0.41	0.07
tblVehicleEF	MHD	0.02	4.6520e-003
tblVehicleEF	MHD	4.2610e-003	5.6470e-003

tblVehicleEF	MHD	0.05	0.01
tblVehicleEF	MHD	0.26	0.31
tblVehicleEF	MHD	0.34	0.51
tblVehicleEF	MHD	5.83	1.25
tblVehicleEF	MHD	149.77	57.73
tblVehicleEF	MHD	1,144.82	1,086.35
tblVehicleEF	MHD	60.68	12.75
tblVehicleEF	MHD	0.56	0.43
tblVehicleEF	MHD	1.12	1.85
tblVehicleEF	MHD	1.9400e-004	1.2250e-003
tblVehicleEF	MHD	5.5730e-003	0.05
tblVehicleEF	MHD	7.9300e-004	1.1900e-004
tblVehicleEF	MHD	1.8500e-004	1.1720e-003
tblVehicleEF	MHD	5.3290e-003	0.05
tblVehicleEF	MHD	7.2900e-004	1.0900e-004
tblVehicleEF	MHD	1.6040e-003	6.8900e-004
tblVehicleEF	MHD	0.05	0.02
tblVehicleEF	MHD	0.02	0.02
tblVehicleEF	MHD	1.0240e-003	4.5600e-004
tblVehicleEF	MHD	0.04	0.09
tblVehicleEF	MHD	0.02	0.09
tblVehicleEF	MHD	0.36	0.06
tblVehicleEF	MHD	1.4400e-003	5.5000e-004
tblVehicleEF	MHD	0.01	0.01
tblVehicleEF	MHD	7.0900e-004	1.2600e-004
tblVehicleEF	MHD	1.6040e-003	6.8900e-004
tblVehicleEF	MHD	0.05	0.02

tblVehicleEF	MHD	0.03	0.03
tblVehicleEF	MHD	1.0240e-003	4.5600e-004
tblVehicleEF	MHD	0.05	0.11
tblVehicleEF	MHD	0.02	0.09
tblVehicleEF	MHD	0.40	0.06
tblVehicleEF	MHD	0.02	5.2900e-003
tblVehicleEF	MHD	4.1930e-003	5.5990e-003
tblVehicleEF	MHD	0.05	0.01
tblVehicleEF	MHD	0.50	0.50
tblVehicleEF	MHD	0.33	0.51
tblVehicleEF	MHD	6.17	1.32
tblVehicleEF	MHD	129.83	55.39
tblVehicleEF	MHD	1,144.82	1,086.34
tblVehicleEF	MHD	60.68	12.88
tblVehicleEF	MHD	0.52	0.42
tblVehicleEF	MHD	1.16	1.92
tblVehicleEF	MHD	2.8000e-004	1.7620e-003
tblVehicleEF	MHD	5.5730e-003	0.05
tblVehicleEF	MHD	7.9300e-004	1.1900e-004
tblVehicleEF	MHD	2.6800e-004	1.6860e-003
tblVehicleEF	MHD	5.3290e-003	0.05
tblVehicleEF	MHD	7.2900e-004	1.0900e-004
tblVehicleEF	MHD	1.1820e-003	4.9800e-004
tblVehicleEF	MHD	0.05	0.02
tblVehicleEF	MHD	0.03	0.03
tblVehicleEF	MHD	7.5300e-004	3.3100e-004
tblVehicleEF	MHD	0.04	0.09

tblVehicleEF	MHD	0.02	0.11
tblVehicleEF	MHD	0.38	0.06
tblVehicleEF	MHD	1.2520e-003	5.2700e-004
tblVehicleEF	MHD	0.01	0.01
tblVehicleEF	MHD	7.1500e-004	1.2700e-004
tblVehicleEF	MHD	1.1820e-003	4.9800e-004
tblVehicleEF	MHD	0.05	0.02
tblVehicleEF	MHD	0.04	0.03
tblVehicleEF	MHD	7.5300e-004	3.3100e-004
tblVehicleEF	MHD	0.05	0.11
tblVehicleEF	MHD	0.02	0.11
tblVehicleEF	MHD	0.42	0.07
tblVehicleEF	OBUS	0.01	9.0600e-003
tblVehicleEF	OBUS	8.4360e-003	9.3580e-003
tblVehicleEF	OBUS	0.03	0.02
tblVehicleEF	OBUS	0.28	0.55
tblVehicleEF	OBUS	0.58	1.01
tblVehicleEF	OBUS	5.60	2.44
tblVehicleEF	OBUS	84.68	84.33
tblVehicleEF	OBUS	1,226.51	1,422.10
tblVehicleEF	OBUS	69.78	20.28
tblVehicleEF	OBUS	0.42	0.52
tblVehicleEF	OBUS	1.44	1.85
tblVehicleEF	OBUS	1.4500e-004	2.0430e-003
tblVehicleEF	OBUS	7.3790e-003	0.04
tblVehicleEF	OBUS	8.3400e-004	1.9500e-004
tblVehicleEF	OBUS	1.3900e-004	1.9550e-003

tblVehicleEF	OBUS	7.0420e-003	0.03
tblVehicleEF	OBUS	7.6700e-004	1.7900e-004
tblVehicleEF	OBUS	1.4250e-003	1.8490e-003
tblVehicleEF	OBUS	0.02	0.02
tblVehicleEF	OBUS	0.04	0.06
tblVehicleEF	OBUS	7.6500e-004	9.7800e-004
tblVehicleEF	OBUS	0.06	0.10
tblVehicleEF	OBUS	0.04	0.23
tblVehicleEF	OBUS	0.35	0.12
tblVehicleEF	OBUS	8.2000e-004	8.0300e-004
tblVehicleEF	OBUS	0.01	0.01
tblVehicleEF	OBUS	7.9600e-004	2.0100e-004
tblVehicleEF	OBUS	1.4250e-003	1.8490e-003
tblVehicleEF	OBUS	0.02	0.02
tblVehicleEF	OBUS	0.05	0.08
tblVehicleEF	OBUS	7.6500e-004	9.7800e-004
tblVehicleEF	OBUS	0.07	0.12
tblVehicleEF	OBUS	0.04	0.23
tblVehicleEF	OBUS	0.39	0.13
tblVehicleEF	OBUS	0.01	9.0790e-003
tblVehicleEF	OBUS	8.5800e-003	9.4940e-003
tblVehicleEF	OBUS	0.03	0.02
tblVehicleEF	OBUS	0.26	0.53
tblVehicleEF	OBUS	0.58	1.02
tblVehicleEF	OBUS	5.31	2.31
tblVehicleEF	OBUS	88.70	84.93
tblVehicleEF	OBUS	1,226.51	1,422.12

tblVehicleEF	OBUS	69.78	20.06
tblVehicleEF	OBUS	0.43	0.52
tblVehicleEF	OBUS	1.35	1.74
tblVehicleEF	OBUS	1.2200e-004	1.7270e-003
tblVehicleEF	OBUS	7.3790e-003	0.04
tblVehicleEF	OBUS	8.3400e-004	1.9500e-004
tblVehicleEF	OBUS	1.1700e-004	1.6520e-003
tblVehicleEF	OBUS	7.0420e-003	0.03
tblVehicleEF	OBUS	7.6700e-004	1.7900e-004
tblVehicleEF	OBUS	1.9610e-003	2.5310e-003
tblVehicleEF	OBUS	0.02	0.02
tblVehicleEF	OBUS	0.04	0.06
tblVehicleEF	OBUS	1.0530e-003	1.3340e-003
tblVehicleEF	OBUS	0.06	0.10
tblVehicleEF	OBUS	0.04	0.22
tblVehicleEF	OBUS	0.34	0.11
tblVehicleEF	OBUS	8.5900e-004	8.0900e-004
tblVehicleEF	OBUS	0.01	0.01
tblVehicleEF	OBUS	7.9100e-004	1.9900e-004
tblVehicleEF	OBUS	1.9610e-003	2.5310e-003
tblVehicleEF	OBUS	0.02	0.02
tblVehicleEF	OBUS	0.05	0.08
tblVehicleEF	OBUS	1.0530e-003	1.3340e-003
tblVehicleEF	OBUS	0.07	0.12
tblVehicleEF	OBUS	0.04	0.22
tblVehicleEF	OBUS	0.37	0.13
tblVehicleEF	OBUS	0.01	9.0540e-003

tblVehicleEF	OBUS	8.3930e-003	9.3190e-003
tblVehicleEF	OBUS	0.03	0.02
tblVehicleEF	OBUS	0.29	0.59
tblVehicleEF	OBUS	0.57	1.00
tblVehicleEF	OBUS	5.64	2.46
tblVehicleEF	OBUS	79.14	83.50
tblVehicleEF	OBUS	1,226.51	1,422.09
tblVehicleEF	OBUS	69.78	20.31
tblVehicleEF	OBUS	0.40	0.52
tblVehicleEF	OBUS	1.41	1.81
tblVehicleEF	OBUS	1.7600e-004	2.4810e-003
tblVehicleEF	OBUS	7.3790e-003	0.04
tblVehicleEF	OBUS	8.3400e-004	1.9500e-004
tblVehicleEF	OBUS	1.6900e-004	2.3730e-003
tblVehicleEF	OBUS	7.0420e-003	0.03
tblVehicleEF	OBUS	7.6700e-004	1.7900e-004
tblVehicleEF	OBUS	1.4580e-003	1.9070e-003
tblVehicleEF	OBUS	0.02	0.02
tblVehicleEF	OBUS	0.04	0.06
tblVehicleEF	OBUS	7.6200e-004	9.8200e-004
tblVehicleEF	OBUS	0.06	0.10
tblVehicleEF	OBUS	0.04	0.24
tblVehicleEF	OBUS	0.36	0.12
tblVehicleEF	OBUS	7.6700e-004	7.9500e-004
tblVehicleEF	OBUS	0.01	0.01
tblVehicleEF	OBUS	7.9700e-004	2.0100e-004
tblVehicleEF	OBUS	1.4580e-003	1.9070e-003

tblVehicleEF	OBUS	0.02	0.02
tblVehicleEF	OBUS	0.05	0.08
tblVehicleEF	OBUS	7.6200e-004	9.8200e-004
tblVehicleEF	OBUS	0.07	0.12
tblVehicleEF	OBUS	0.04	0.24
tblVehicleEF	OBUS	0.39	0.13
tblVehicleEF	SBUS	0.87	0.07
tblVehicleEF	SBUS	0.02	0.01
tblVehicleEF	SBUS	0.09	7.1320e-003
tblVehicleEF	SBUS	8.16	2.80
tblVehicleEF	SBUS	1.19	1.03
tblVehicleEF	SBUS	9.61	1.02
tblVehicleEF	SBUS	1,131.05	356.18
tblVehicleEF	SBUS	1,090.69	1,128.82
tblVehicleEF	SBUS	54.18	5.79
tblVehicleEF	SBUS	9.79	3.82
tblVehicleEF	SBUS	4.65	6.33
tblVehicleEF	SBUS	0.01	6.3360e-003
tblVehicleEF	SBUS	0.01	0.01
tblVehicleEF	SBUS	0.03	0.04
tblVehicleEF	SBUS	9.3500e-004	6.5000e-005
tblVehicleEF	SBUS	0.01	6.0620e-003
tblVehicleEF	SBUS	2.6810e-003	2.6580e-003
tblVehicleEF	SBUS	0.02	0.04
tblVehicleEF	SBUS	8.6000e-004	6.0000e-005
tblVehicleEF	SBUS	3.6480e-003	1.1350e-003
tblVehicleEF	SBUS	0.04	0.01

tblVehicleEF	SBUS	0.98	0.34
tblVehicleEF	SBUS	1.9360e-003	5.7500e-004
tblVehicleEF	SBUS	0.13	0.14
tblVehicleEF	SBUS	0.02	0.07
tblVehicleEF	SBUS	0.51	0.04
tblVehicleEF	SBUS	0.01	3.4000e-003
tblVehicleEF	SBUS	0.01	0.01
tblVehicleEF	SBUS	7.0800e-004	5.7000e-005
tblVehicleEF	SBUS	3.6480e-003	1.1350e-003
tblVehicleEF	SBUS	0.04	0.01
tblVehicleEF	SBUS	1.42	0.48
tblVehicleEF	SBUS	1.9360e-003	5.7500e-004
tblVehicleEF	SBUS	0.16	0.17
tblVehicleEF	SBUS	0.02	0.07
tblVehicleEF	SBUS	0.56	0.05
tblVehicleEF	SBUS	0.87	0.07
tblVehicleEF	SBUS	0.02	0.01
tblVehicleEF	SBUS	0.08	6.4080e-003
tblVehicleEF	SBUS	8.04	2.75
tblVehicleEF	SBUS	1.21	1.05
tblVehicleEF	SBUS	7.94	0.84
tblVehicleEF	SBUS	1,182.37	367.48
tblVehicleEF	SBUS	1,090.69	1,128.85
tblVehicleEF	SBUS	54.18	5.50
tblVehicleEF	SBUS	10.10	3.93
tblVehicleEF	SBUS	4.39	5.98
tblVehicleEF	SBUS	8.9100e-003	5.3460e-003

tblVehicleEF	SBUS	0.01	0.01
tblVehicleEF	SBUS	0.03	0.04
tblVehicleEF	SBUS	9.3500e-004	6.5000e-005
tblVehicleEF	SBUS	8.5240e-003	5.1150e-003
tblVehicleEF	SBUS	2.6810e-003	2.6580e-003
tblVehicleEF	SBUS	0.02	0.04
tblVehicleEF	SBUS	8.6000e-004	6.0000e-005
tblVehicleEF	SBUS	4.9860e-003	1.5480e-003
tblVehicleEF	SBUS	0.04	0.01
tblVehicleEF	SBUS	0.98	0.34
tblVehicleEF	SBUS	2.6570e-003	7.8500e-004
tblVehicleEF	SBUS	0.13	0.14
tblVehicleEF	SBUS	0.01	0.06
tblVehicleEF	SBUS	0.46	0.04
tblVehicleEF	SBUS	0.01	3.5060e-003
tblVehicleEF	SBUS	0.01	0.01
tblVehicleEF	SBUS	6.8100e-004	5.4000e-005
tblVehicleEF	SBUS	4.9860e-003	1.5480e-003
tblVehicleEF	SBUS	0.04	0.01
tblVehicleEF	SBUS	1.42	0.48
tblVehicleEF	SBUS	2.6570e-003	7.8500e-004
tblVehicleEF	SBUS	0.16	0.17
tblVehicleEF	SBUS	0.01	0.06
tblVehicleEF	SBUS	0.50	0.04
tblVehicleEF	SBUS	0.87	0.07
tblVehicleEF	SBUS	0.02	0.01
tblVehicleEF	SBUS	0.09	7.2360e-003

tblVehicleEF	SBUS	8.33	2.86
tblVehicleEF	SBUS	1.18	1.03
tblVehicleEF	SBUS	9.77	1.03
tblVehicleEF	SBUS	1,060.18	340.58
tblVehicleEF	SBUS	1,090.69	1,128.81
tblVehicleEF	SBUS	54.18	5.82
tblVehicleEF	SBUS	9.36	3.67
tblVehicleEF	SBUS	4.57	6.22
tblVehicleEF	SBUS	0.01	7.7020e-003
tblVehicleEF	SBUS	0.01	0.01
tblVehicleEF	SBUS	0.03	0.04
tblVehicleEF	SBUS	9.3500e-004	6.5000e-005
tblVehicleEF	SBUS	0.01	7.3690e-003
tblVehicleEF	SBUS	2.6810e-003	2.6580e-003
tblVehicleEF	SBUS	0.02	0.04
tblVehicleEF	SBUS	8.6000e-004	6.0000e-005
tblVehicleEF	SBUS	3.6990e-003	1.1730e-003
tblVehicleEF	SBUS	0.04	0.01
tblVehicleEF	SBUS	0.99	0.34
tblVehicleEF	SBUS	1.8970e-003	5.6800e-004
tblVehicleEF	SBUS	0.13	0.14
tblVehicleEF	SBUS	0.02	0.09
tblVehicleEF	SBUS	0.51	0.04
tblVehicleEF	SBUS	0.01	3.2520e-003
tblVehicleEF	SBUS	0.01	0.01
tblVehicleEF	SBUS	7.1100e-004	5.8000e-005
tblVehicleEF	SBUS	3.6990e-003	1.1730e-003

tblVehicleEF	SBUS	0.04	0.01
tblVehicleEF	SBUS	1.42	0.48
tblVehicleEF	SBUS	1.8970e-003	5.6800e-004
tblVehicleEF	SBUS	0.16	0.17
tblVehicleEF	SBUS	0.02	0.09
tblVehicleEF	SBUS	0.56	0.05
tblVehicleEF	UBUS	1.93	7.28
tblVehicleEF	UBUS	0.07	0.03
tblVehicleEF	UBUS	8.96	27.90
tblVehicleEF	UBUS	13.19	1.81
tblVehicleEF	UBUS	1,828.32	2,044.63
tblVehicleEF	UBUS	133.38	22.76
tblVehicleEF	UBUS	4.82	4.04
tblVehicleEF	UBUS	0.53	0.08
tblVehicleEF	UBUS	0.01	0.03
tblVehicleEF	UBUS	0.04	5.2920e-003
tblVehicleEF	UBUS	1.1810e-003	4.0000e-005
tblVehicleEF	UBUS	0.23	0.03
tblVehicleEF	UBUS	3.0000e-003	7.5850e-003
tblVehicleEF	UBUS	0.04	5.0590e-003
tblVehicleEF	UBUS	1.0860e-003	3.6000e-005
tblVehicleEF	UBUS	6.1570e-003	2.6630e-003
tblVehicleEF	UBUS	0.10	0.03
tblVehicleEF	UBUS	3.6270e-003	1.8540e-003
tblVehicleEF	UBUS	0.53	0.11
tblVehicleEF	UBUS	0.03	0.21
tblVehicleEF	UBUS	0.96	0.15

tblVehicleEF	UBUS	8.6430e-003	4.3420e-003
tblVehicleEF	UBUS	1.5700e-003	2.2500e-004
tblVehicleEF	UBUS	6.1570e-003	2.6630e-003
tblVehicleEF	UBUS	0.10	0.03
tblVehicleEF	UBUS	3.6270e-003	1.8540e-003
tblVehicleEF	UBUS	2.52	7.44
tblVehicleEF	UBUS	0.03	0.21
tblVehicleEF	UBUS	1.05	0.16
tblVehicleEF	UBUS	1.94	7.28
tblVehicleEF	UBUS	0.07	0.03
tblVehicleEF	UBUS	9.02	27.90
tblVehicleEF	UBUS	11.63	1.61
tblVehicleEF	UBUS	1,828.32	2,044.63
tblVehicleEF	UBUS	133.38	22.40
tblVehicleEF	UBUS	4.53	4.03
tblVehicleEF	UBUS	0.53	0.08
tblVehicleEF	UBUS	0.01	0.03
tblVehicleEF	UBUS	0.04	5.2920e-003
tblVehicleEF	UBUS	1.1810e-003	4.0000e-005
tblVehicleEF	UBUS	0.23	0.03
tblVehicleEF	UBUS	3.0000e-003	7.5850e-003
tblVehicleEF	UBUS	0.04	5.0590e-003
tblVehicleEF	UBUS	1.0860e-003	3.6000e-005
tblVehicleEF	UBUS	8.2530e-003	3.6380e-003
tblVehicleEF	UBUS	0.10	0.03
tblVehicleEF	UBUS	4.8310e-003	2.4730e-003
tblVehicleEF	UBUS	0.53	0.11

tblVehicleEF	UBUS	0.03	0.19
tblVehicleEF	UBUS	0.89	0.14
tblVehicleEF	UBUS	8.6450e-003	4.3420e-003
tblVehicleEF	UBUS	1.5430e-003	2.2200e-004
tblVehicleEF	UBUS	8.2530e-003	3.6380e-003
tblVehicleEF	UBUS	0.10	0.03
tblVehicleEF	UBUS	4.8310e-003	2.4730e-003
tblVehicleEF	UBUS	2.53	7.44
tblVehicleEF	UBUS	0.03	0.19
tblVehicleEF	UBUS	0.98	0.15
tblVehicleEF	UBUS	1.93	7.28
tblVehicleEF	UBUS	0.07	0.03
tblVehicleEF	UBUS	8.95	27.90
tblVehicleEF	UBUS	13.46	1.85
tblVehicleEF	UBUS	1,828.32	2,044.63
tblVehicleEF	UBUS	133.38	22.82
tblVehicleEF	UBUS	4.73	4.04
tblVehicleEF	UBUS	0.53	0.08
tblVehicleEF	UBUS	0.01	0.03
tblVehicleEF	UBUS	0.04	5.2920e-003
tblVehicleEF	UBUS	1.1810e-003	4.0000e-005
tblVehicleEF	UBUS	0.23	0.03
tblVehicleEF	UBUS	3.0000e-003	7.5850e-003
tblVehicleEF	UBUS	0.04	5.0590e-003
tblVehicleEF	UBUS	1.0860e-003	3.6000e-005
tblVehicleEF	UBUS	6.9610e-003	2.5390e-003
tblVehicleEF	UBUS	0.12	0.03

tblVehicleEF	UBUS	3.8300e-003	1.7550e-003
tblVehicleEF	UBUS	0.52	0.11
tblVehicleEF	UBUS	0.04	0.26
tblVehicleEF	UBUS	0.98	0.15
tblVehicleEF	UBUS	8.6430e-003	4.3420e-003
tblVehicleEF	UBUS	1.5750e-003	2.2600e-004
tblVehicleEF	UBUS	6.9610e-003	2.5390e-003
tblVehicleEF	UBUS	0.12	0.03
tblVehicleEF	UBUS	3.8300e-003	1.7550e-003
tblVehicleEF	UBUS	2.52	7.44
tblVehicleEF	UBUS	0.04	0.26
tblVehicleEF	UBUS	1.07	0.16
tblVehicleTrips	CC_TTP	48.00	0.00
tblVehicleTrips	CNW_TTP	19.00	0.00
tblVehicleTrips	CNW_TTP	41.00	0.00
tblVehicleTrips	CW_TL	16.60	34.00
tblVehicleTrips	CW_TTP	33.00	100.00
tblVehicleTrips	CW_TTP	59.00	100.00
tblVehicleTrips	DV_TP	19.00	0.00
tblVehicleTrips	DV_TP	5.00	0.00
tblVehicleTrips	PB_TP	4.00	0.00
tblVehicleTrips	PB_TP	3.00	0.00
tblVehicleTrips	PR_TP	77.00	100.00
tblVehicleTrips	PR_TP	92.00	100.00
tblVehicleTrips	ST_TR	2.46	0.00
tblVehicleTrips	ST_TR	1.68	0.25
tblVehicleTrips	SU_TR	1.05	0.00

tblVehicleTrips	SU_TR	1.68	0.25
tblVehicleTrips	WD_TR	11.03	0.00
tblVehicleTrips	WD_TR	1.68	0.25

2.0 Emissions Summary

2.1 Overall Construction

Unmitigated Construction

	ROG	NOx	CO	SO2	Fugitive PM10	Exhaust PM10	PM10 Total	Fugitive PM2.5	Exhaust PM2.5	PM2.5 Total	Bio- CO2	NBio- CO2	Total CO2	CH4	N2O	CO2e
Year	tons/yr										MT/yr					
2021	0.0000	0.0000	0.0000	0.0000	0.0000	0.0000	0.0000	0.0000	0.0000	0.0000	0.0000	0.0000	0.0000	0.0000	0.0000	0.0000
Maximum	**0.0000**	**0.0000**	**0.0000**	**0.0000**	**0.0000**	**0.0000**	**0.0000**	**0.0000**	**0.0000**	**0.0000**	**0.0000**	**0.0000**	**0.0000**	**0.0000**	**0.0000**	**0.0000**

Mitigated Construction

	ROG	NOx	CO	SO2	Fugitive PM10	Exhaust PM10	PM10 Total	Fugitive PM2.5	Exhaust PM2.5	PM2.5 Total	Bio- CO2	NBio- CO2	Total CO2	CH4	N2O	CO2e
Year	tons/yr										MT/yr					
2021	0.0000	0.0000	0.0000	0.0000	0.0000	0.0000	0.0000	0.0000	0.0000	0.0000	0.0000	0.0000	0.0000	0.0000	0.0000	0.0000
Maximum	**0.0000**	**0.0000**	**0.0000**	**0.0000**	**0.0000**	**0.0000**	**0.0000**	**0.0000**	**0.0000**	**0.0000**	**0.0000**	**0.0000**	**0.0000**	**0.0000**	**0.0000**	**0.0000**

	ROG	**NOx**	**CO**	**SO2**	**Fugitive PM10**	**Exhaust PM10**	**PM10 Total**	**Fugitive PM2.5**	**Exhaust PM2.5**	**PM2.5 Total**	**Bio- CO2**	**NBio-CO2**	**Total CO2**	**CH4**	**N20**	**CO2e**
Percent Reduction	**0.00**	**0.00**	**0.00**	**0.00**	**0.00**	**0.00**	**0.00**	**0.00**	**0.00**	**0.00**	**0.00**	**0.00**	**0.00**	**0.00**	**0.00**	**0.00**

Quarter	Start Date	End Date	Maximum Unmitigated ROG + NOX (tons/quarter)	Maximum Mitigated ROG + NOX (tons/quarter)
		Highest		

2.2 Overall Operational

Unmitigated Operational

	ROG	NOx	CO	SO2	Fugitive PM10	Exhaust PM10	PM10 Total	Fugitive PM2.5	Exhaust PM2.5	PM2.5 Total	Bio- CO2	NBio- CO2	Total CO2	CH4	N2O	CO2e
Category	tons/yr										MT/yr					
Area	1.6313	5.0000e-005	5.1200e-003	0.0000		2.0000e-005	2.0000e-005		2.0000e-005	2.0000e-005	0.0000	9.9300e-003	9.9300e-003	3.0000e-005	0.0000	0.0106
Energy	0.0155	0.1409	0.1184	8.5000e-004		0.0107	0.0107		0.0107	0.0107	0.0000	1,466.5925	1,466.5925	0.0572	0.0140	1,472.2020
Mobile	0.0566	1.7807	0.4223	5.9700e-003	0.2007	0.0222	0.2229	0.0565	0.0212	0.0777	0.0000	597.5384	597.5384	0.0421	0.0000	598.5901
Waste						0.0000	0.0000		0.0000	0.0000	75.8171	0.0000	75.8171	4.4807	0.0000	187.8337
Water						0.0000	0.0000		0.0000	0.0000	25.1014	424.6576	449.7590	2.5957	0.0645	533.8732
Total	**1.7033**	**1.9217**	**0.5458**	**6.8200e-003**	**0.2007**	**0.0329**	**0.2336**	**0.0565**	**0.0319**	**0.0885**	**100.9185**	**2,488.7984**	**2,589.7169**	**7.1756**	**0.0785**	**2,792.5096**

2.2 Overall Operational

Mitigated Operational

	ROG	NOx	CO	SO2	Fugitive PM10	Exhaust PM10	PM10 Total	Fugitive PM2.5	Exhaust PM2.5	PM2.5 Total	Bio- CO2	NBio- CO2	Total CO2	CH4	N2O	CO2e
Category	tons/yr										MT/yr					
Area	1.6313	5.0000e-005	5.1200e-003	0.0000		2.0000e-005	2.0000e-005		2.0000e-005	2.0000e-005	0.0000	9.9300e-003	9.9300e-003	3.0000e-005	0.0000	0.0106
Energy	0.0155	0.1409	0.1184	8.5000e-004		0.0107	0.0107		0.0107	0.0107	0.0000	1,466.5925	1,466.5925	0.0572	0.0140	1,472.2020
Mobile	0.0566	1.7807	0.4223	5.9700e-003	0.2007	0.0222	0.2229	0.0565	0.0212	0.0777	0.0000	597.5384	597.5384	0.0421	0.0000	598.5901
Waste						0.0000	0.0000		0.0000	0.0000	75.8171	0.0000	75.8171	4.4807	0.0000	187.8337
Water						0.0000	0.0000		0.0000	0.0000	25.1014	424.6576	449.7590	2.5957	0.0645	533.8732
Total	**1.7033**	**1.9217**	**0.5458**	**6.8200e-003**	**0.2007**	**0.0329**	**0.2336**	**0.0565**	**0.0319**	**0.0885**	**100.9185**	**2,488.7984**	**2,589.7169**	**7.1756**	**0.0785**	**2,792.5096**

	ROG	**NOx**	**CO**	**SO2**	**Fugitive PM10**	**Exhaust PM10**	**PM10 Total**	**Fugitive PM2.5**	**Exhaust PM2.5**	**PM2.5 Total**	**Bio- CO2**	**NBio-CO2**	**Total CO2**	**CH4**	**N20**	**CO2e**
Percent Reduction	**0.00**	**0.00**	**0.00**	**0.00**	**0.00**	**0.00**	**0.00**	**0.00**	**0.00**	**0.00**	**0.00**	**0.00**	**0.00**	**0.00**	**0.00**	**0.00**

3.0 Construction Detail

Construction Phase

Phase Number	Phase Name	Phase Type	Start Date	End Date	Num Days Week	Num Days	Phase Description
1	Demolition	Demolition	1/4/2021	1/3/2021	5	0	

Acres of Grading (Site Preparation Phase): 0

Acres of Grading (Grading Phase): 0

Acres of Paving: 0

Residential Indoor: 0; Residential Outdoor: 0; Non-Residential Indoor: 0; Non-Residential Outdoor: 0; Striped Parking Area: 0 (Architectural Coating – sqft)

OffRoad Equipment

Phase Name	Offroad Equipment Type	Amount	Usage Hours	Horse Power	Load Factor
Demolition	Concrete/Industrial Saws	0	8.00	81	0.73
Demolition	Excavators	0	8.00	158	0.38
Demolition	Rubber Tired Dozers	0	8.00	247	0.40

Trips and VMT

Phase Name	Offroad Equipment Count	Worker Trip Number	Vendor Trip Number	Hauling Trip Number	Worker Trip Length	Vendor Trip Length	Hauling Trip Length	Worker Vehicle Class	Vendor Vehicle Class	Hauling Vehicle Class
Demolition	0	0.00	0.00	0.00	14.70	6.90	20.00	LD_Mix	HDT_Mix	HHDT

3.1 Mitigation Measures Construction

3.2 Demolition - 2021

Unmitigated Construction On-Site

	ROG	NOx	CO	SO2	Fugitive PM10	Exhaust PM10	PM10 Total	Fugitive PM2.5	Exhaust PM2.5	PM2.5 Total	Bio- CO2	NBio- CO2	Total CO2	CH4	N2O	CO2e
Category	tons/yr										MT/yr					
Off-Road	0.0000	0.0000	0.0000	0.0000	0.0000	0.0000	0.0000	0.0000	0.0000	0.0000	0.0000	0.0000	0.0000	0.0000	0.0000	0.0000
Total	**0.0000**	**0.0000**	**0.0000**	**0.0000**	**0.0000**	**0.0000**	**0.0000**	**0.0000**	**0.0000**	**0.0000**	**0.0000**	**0.0000**	**0.0000**	**0.0000**	**0.0000**	**0.0000**

Unmitigated Construction Off-Site

	ROG	NOx	CO	SO2	Fugitive PM10	Exhaust PM10	PM10 Total	Fugitive PM2.5	Exhaust PM2.5	PM2.5 Total	Bio- CO2	NBio- CO2	Total CO2	CH4	N2O	CO2e
Category	tons/yr										MT/yr					
Hauling	0.0000	0.0000	0.0000	0.0000	0.0000	0.0000	0.0000	0.0000	0.0000	0.0000	0.0000	0.0000	0.0000	0.0000	0.0000	0.0000
Vendor	0.0000	0.0000	0.0000	0.0000	0.0000	0.0000	0.0000	0.0000	0.0000	0.0000	0.0000	0.0000	0.0000	0.0000	0.0000	0.0000
Worker	0.0000	0.0000	0.0000	0.0000	0.0000	0.0000	0.0000	0.0000	0.0000	0.0000	0.0000	0.0000	0.0000	0.0000	0.0000	0.0000
Total	**0.0000**	**0.0000**	**0.0000**	**0.0000**	**0.0000**	**0.0000**	**0.0000**	**0.0000**	**0.0000**	**0.0000**	**0.0000**	**0.0000**	**0.0000**	**0.0000**	**0.0000**	**0.0000**

3.2 Demolition - 2021

Mitigated Construction On-Site

	ROG	NOx	CO	SO2	Fugitive PM10	Exhaust PM10	PM10 Total	Fugitive PM2.5	Exhaust PM2.5	PM2.5 Total	Bio- CO2	NBio- CO2	Total CO2	CH4	N2O	CO2e
Category	tons/yr										MT/yr					
Off-Road	0.0000	0.0000	0.0000	0.0000	0.0000	0.0000	0.0000	0.0000	0.0000	0.0000	0.0000	0.0000	0.0000	0.0000	0.0000	0.0000
Total	**0.0000**	**0.0000**	**0.0000**	**0.0000**	**0.0000**	**0.0000**	**0.0000**	**0.0000**	**0.0000**	**0.0000**	**0.0000**	**0.0000**	**0.0000**	**0.0000**	**0.0000**	**0.0000**

Mitigated Construction Off-Site

	ROG	NOx	CO	SO2	Fugitive PM10	Exhaust PM10	PM10 Total	Fugitive PM2.5	Exhaust PM2.5	PM2.5 Total	Bio- CO2	NBio- CO2	Total CO2	CH4	N2O	CO2e
Category	tons/yr										MT/yr					
Hauling	0.0000	0.0000	0.0000	0.0000	0.0000	0.0000	0.0000	0.0000	0.0000	0.0000	0.0000	0.0000	0.0000	0.0000	0.0000	0.0000
Vendor	0.0000	0.0000	0.0000	0.0000	0.0000	0.0000	0.0000	0.0000	0.0000	0.0000	0.0000	0.0000	0.0000	0.0000	0.0000	0.0000
Worker	0.0000	0.0000	0.0000	0.0000	0.0000	0.0000	0.0000	0.0000	0.0000	0.0000	0.0000	0.0000	0.0000	0.0000	0.0000	0.0000
Total	**0.0000**	**0.0000**	**0.0000**	**0.0000**	**0.0000**	**0.0000**	**0.0000**	**0.0000**	**0.0000**	**0.0000**	**0.0000**	**0.0000**	**0.0000**	**0.0000**	**0.0000**	**0.0000**

4.0 Operational Detail - Mobile

4.1 Mitigation Measures Mobile

	ROG	NOx	CO	SO2	Fugitive PM10	Exhaust PM10	PM10 Total	Fugitive PM2.5	Exhaust PM2.5	PM2.5 Total	Bio- CO2	NBio- CO2	Total CO2	CH4	N2O	CO2e
Category	tons/yr										MT/yr					
Mitigated	0.0566	1.7807	0.4223	5.9700e-003	0.2007	0.0222	0.2229	0.0565	0.0212	0.0777	0.0000	597.5384	597.5384	0.0421	0.0000	598.5901
Unmitigated	0.0566	1.7807	0.4223	5.9700e-003	0.2007	0.0222	0.2229	0.0565	0.0212	0.0777	0.0000	597.5384	597.5384	0.0421	0.0000	598.5901

4.2 Trip Summary Information

	Average Daily Trip Rate			Unmitigated	Mitigated
Land Use	Weekday	Saturday	Sunday	Annual VMT	Annual VMT
General Office Building	0.00	0.00	0.00		
Unrefrigerated Warehouse-No Rail	37.01	37.01	37.01	457,974	457,974
Total	37.01	37.01	37.01	457,974	457,974

4.3 Trip Type Information

	Miles			Trip %			Trip Purpose %		
Land Use	H-W or C-W	H-S or C-C	H-O or C-NW	H-W or C-W	H-S or C-C	H-O or C-NW	Primary	Diverted	Pass-by
General Office Building	16.60	8.40	6.90	100.00	0.00	0.00	100	0	0
Unrefrigerated Warehouse-No	34.00	8.40	6.90	100.00	0.00	0.00	100	0	0

4.4 Fleet Mix

Land Use	LDA	LDT1	LDT2	MDV	LHD1	LHD2	MHD	HHD	OBUS	UBUS	MCY	SBUS	MH
General Office Building	1.000000	0.000000	0.000000	0.000000	0.000000	0.000000	0.000000	0.000000	0.000000	0.000000	0.000000	0.000000	0.000000
Unrefrigerated Warehouse-No Rail	0.000000	0.000000	0.000000	0.000000	0.162200	0.000000	0.216200	0.621600	0.000000	0.000000	0.000000	0.000000	0.000000

5.0 Energy Detail

Historical Energy Use: N

5.1 Mitigation Measures Energy

	ROG	NOx	CO	SO2	Fugitive PM10	Exhaust PM10	PM10 Total	Fugitive PM2.5	Exhaust PM2.5	PM2.5 Total	Bio- CO2	NBio- CO2	Total CO2	CH4	N2O	CO2e
Category	tons/yr										MT/yr					
Electricity Mitigated						0.0000	0.0000		0.0000	0.0000	0.0000	1,313.1982	1,313.1982	0.0542	0.0112	1,317.8962
Electricity Unmitigated						0.0000	0.0000		0.0000	0.0000	0.0000	1,313.1982	1,313.1982	0.0542	0.0112	1,317.8962
NaturalGas Mitigated	0.0155	0.1409	0.1184	8.5000e-004		0.0107	0.0107		0.0107	0.0107	0.0000	153.3943	153.3943	2.9400e-003	2.8100e-003	154.3058
NaturalGas Unmitigated	0.0155	0.1409	0.1184	8.5000e-004		0.0107	0.0107		0.0107	0.0107	0.0000	153.3943	153.3943	2.9400e-003	2.8100e-003	154.3058

5.2 Energy by Land Use - NaturalGas

Unmitigated

	NaturalGas Use	ROG	NOx	CO	SO2	Fugitive PM10	Exhaust PM10	PM10 Total	Fugitive PM2.5	Exhaust PM2.5	PM2.5 Total	Bio- CO2	NBio- CO2	Total CO2	CH4	N2O	CO2e
Land Use	kBTU/yr	tons/yr										MT/yr					
General Office Building	2.285e+006	0.0123	0.1120	0.0941	6.7000e-004		8.5100e-003	8.5100e-003		8.5100e-003	8.5100e-003	0.0000	121.9363	121.9363	2.3400e-003	2.2400e-003	122.6609
Unrefrigerated Warehouse-No Rail	589500	3.1800e-003	0.0289	0.0243	1.7000e-004		2.2000e-003	2.2000e-003		2.2000e-003	2.2000e-003	0.0000	31.4580	31.4580	6.0000e-004	5.8000e-004	31.6449
Total		**0.0155**	**0.1409**	**0.1184**	**8.4000e-004**		**0.0107**	**0.0107**		**0.0107**	**0.0107**	**0.0000**	**153.3943**	**153.3943**	**2.9400e-003**	**2.8200e-003**	**154.3058**

Mitigated

	NaturalGas Use	ROG	NOx	CO	SO2	Fugitive PM10	Exhaust PM10	PM10 Total	Fugitive PM2.5	Exhaust PM2.5	PM2.5 Total	Bio- CO2	NBio- CO2	Total CO2	CH4	N2O	CO2e
Land Use	kBTU/yr	tons/yr										MT/yr					
General Office Building	2.285e+006	0.0123	0.1120	0.0941	6.7000e-004		8.5100e-003	8.5100e-003		8.5100e-003	8.5100e-003	0.0000	121.9363	121.9363	2.3400e-003	2.2400e-003	122.6609
Unrefrigerated Warehouse-No Rail	589500	3.1800e-003	0.0289	0.0243	1.7000e-004		2.2000e-003	2.2000e-003		2.2000e-003	2.2000e-003	0.0000	31.4580	31.4580	6.0000e-004	5.8000e-004	31.6449
Total		**0.0155**	**0.1409**	**0.1184**	**8.4000e-004**		**0.0107**	**0.0107**		**0.0107**	**0.0107**	**0.0000**	**153.3943**	**153.3943**	**2.9400e-003**	**2.8200e-003**	**154.3058**

5.3 Energy by Land Use - Electricity

Unmitigated

	Electricity Use	Total CO2	CH4	N2O	CO2e
Land Use	kWh/yr	MT/yr			
General Office Building	3.4975e+006	1,114.3784	0.0460	9.5200e-003	1,118.3652
Unrefrigerated Warehouse-No Rail	624000	198.8198	8.2100e-003	1.7000e-003	199.5311
Total		**1,313.1982**	**0.0542**	**0.0112**	**1,317.8962**

Mitigated

	Electricity Use	Total CO2	CH4	N2O	CO2e
Land Use	kWh/yr	MT/yr			
General Office Building	3.4975e+006	1,114.3784	0.0460	9.5200e-003	1,118.3652
Unrefrigerated Warehouse-No Rail	624000	198.8198	8.2100e-003	1.7000e-003	199.5311
Total		**1,313.1982**	**0.0542**	**0.0112**	**1,317.8962**

6.0 Area Detail

6.1 Mitigation Measures Area

	ROG	NOx	CO	SO2	Fugitive PM10	Exhaust PM10	PM10 Total	Fugitive PM2.5	Exhaust PM2.5	PM2.5 Total	Bio- CO2	NBio- CO2	Total CO2	CH4	N2O	CO2e
Category	tons/yr										MT/yr					
Mitigated	1.6313	5.0000e-005	5.1200e-003	0.0000		2.0000e-005	2.0000e-005		2.0000e-005	2.0000e-005	0.0000	9.9300e-003	9.9300e-003	3.0000e-005	0.0000	0.0106
Unmitigated	1.6313	5.0000e-005	5.1200e-003	0.0000		2.0000e-005	2.0000e-005		2.0000e-005	2.0000e-005	0.0000	9.9300e-003	9.9300e-003	3.0000e-005	0.0000	0.0106

6.2 Area by SubCategory

Unmitigated

	ROG	NOx	CO	SO2	Fugitive PM10	Exhaust PM10	PM10 Total	Fugitive PM2.5	Exhaust PM2.5	PM2.5 Total	Bio- CO2	NBio- CO2	Total CO2	CH4	N2O	CO2e
SubCategory	tons/yr										MT/yr					
Architectural Coating	0.1854					0.0000	0.0000		0.0000	0.0000	0.0000	0.0000	0.0000	0.0000	0.0000	0.0000
Consumer Products	1.4454					0.0000	0.0000		0.0000	0.0000	0.0000	0.0000	0.0000	0.0000	0.0000	0.0000
Landscaping	4.8000e-004	5.0000e-005	5.1200e-003	0.0000		2.0000e-005	2.0000e-005		2.0000e-005	2.0000e-005	0.0000	9.9300e-003	9.9300e-003	3.0000e-005	0.0000	0.0106
Total	**1.6313**	**5.0000e-005**	**5.1200e-003**	**0.0000**		**2.0000e-005**	**2.0000e-005**		**2.0000e-005**	**2.0000e-005**	**0.0000**	**9.9300e-003**	**9.9300e-003**	**3.0000e-005**	**0.0000**	**0.0106**

6.2 Area by SubCategory

Mitigated

	ROG	NOx	CO	SO2	Fugitive PM10	Exhaust PM10	PM10 Total	Fugitive PM2.5	Exhaust PM2.5	PM2.5 Total	Bio- CO2	NBio- CO2	Total CO2	CH4	N2O	CO2e
SubCategory	tons/yr										MT/yr					
Architectural Coating	0.1854					0.0000	0.0000		0.0000	0.0000	0.0000	0.0000	0.0000	0.0000	0.0000	0.0000
Consumer Products	1.4454					0.0000	0.0000		0.0000	0.0000	0.0000	0.0000	0.0000	0.0000	0.0000	0.0000
Landscaping	4.8000e-004	5.0000e-005	5.1200e-003	0.0000		2.0000e-005	2.0000e-005		2.0000e-005	2.0000e-005	0.0000	9.9300e-003	9.9300e-003	3.0000e-005	0.0000	0.0106
Total	**1.6313**	**5.0000e-005**	**5.1200e-003**	**0.0000**		**2.0000e-005**	**2.0000e-005**		**2.0000e-005**	**2.0000e-005**	**0.0000**	**9.9300e-003**	**9.9300e-003**	**3.0000e-005**	**0.0000**	**0.0106**

7.0 Water Detail

7.1 Mitigation Measures Water

	Total CO2	CH4	N2O	CO2e
Category	MT/yr			
Mitigated	449.7590	2.5957	0.0645	533.8732
Unmitigated	449.7590	2.5957	0.0645	533.8732

7.2 Water by Land Use

Unmitigated

	Indoor/Outdoor Use	Total CO2	CH4	N2O	CO2e
Land Use	Mgal	MT/yr			
General Office Building	44.4334 / 27.2334	294.8438	1.4595	0.0366	342.2326
Unrefrigerated Warehouse-No Rail	34.6875 / 0	154.9152	1.1362	0.0279	191.6406
Total		**449.7590**	**2.5957**	**0.0645**	**533.8732**

7.2 Water by Land Use

Mitigated

	Indoor/Outdoor Use	Total CO2	CH4	N2O	CO2e
Land Use	Mgal	MT/yr			
General Office Building	44.4334 / 27.2334	294.8438	1.4595	0.0366	342.2326
Unrefrigerated Warehouse-No Rail	34.6875 / 0	154.9152	1.1362	0.0279	191.6406
Total		**449.7590**	**2.5957**	**0.0645**	**533.8732**

8.0 Waste Detail

8.1 Mitigation Measures Waste

Category/Year

	Total CO2	CH4	N2O	CO2e
	MT/yr			
Mitigated	75.8171	4.4807	0.0000	187.8337
Unmitigated	75.8171	4.4807	0.0000	187.8337

8.2 Waste by Land Use

Unmitigated

	Waste Disposed	Total CO2	CH4	N2O	CO2e
Land Use	tons	MT/yr			
General Office Building	232.5	47.1954	2.7892	0.0000	116.9246
Unrefrigerated Warehouse-No Rail	141	28.6217	1.6915	0.0000	70.9091
Total		**75.8171**	**4.4807**	**0.0000**	**187.8337**

Mitigated

	Waste Disposed	Total CO2	CH4	N2O	CO2e
Land Use	tons	MT/yr			
General Office Building	232.5	47.1954	2.7892	0.0000	116.9246
Unrefrigerated Warehouse-No Rail	141	28.6217	1.6915	0.0000	70.9091
Total		**75.8171**	**4.4807**	**0.0000**	**187.8337**

9.0 Operational Offroad

Equipment Type	Number	Hours/Day	Days/Year	Horse Power	Load Factor	Fuel Type

10.0 Stationary Equipment

Fire Pumps and Emergency Generators

Equipment Type	Number	Hours/Day	Hours/Year	Horse Power	Load Factor	Fuel Type

Boilers

Equipment Type	Number	Heat Input/Day	Heat Input/Year	Boiler Rating	Fuel Type

User Defined Equipment

Equipment Type	Number

11.0 Vegetation

This page intentionally left blank

APPENDIX 3.6:

EMFAC 2017 OUTPUTS

EMFAC2017 Derived CalEEMod Annual Emission Rates: Year 2021[1,2]

Season	Pollutant	LDA	LDT1	LDT2	MDV	LHDT1	LHDT2	MHDT	HHDT	OBUS	UBUS	MCY	SBUS	MH
Annual	CH4_IDLEX	0	0	0	0	0.0058183	0.00425282	0.004913457	0.029180728	0.00906	0	0	0.0714282	0
Annual	CH4_RUNEX	0.0026622	0.0062082	0.0040565	0.0056007	0.0050096	0.003663309	0.005611295	0.143488843	0.0093584	7.2849709	0.3521134	0.0114268	0.0033605
Annual	CH4_STREX	0.0511764	0.0727858	0.0690132	0.0837837	0.016229	0.011586755	0.01208686	8.15026E-07	0.0230147	0.0337336	0.2374018	0.0071319	0
Annual	CO_IDLEX	0	0	0	0	0.1898945	0.155572043	0.38643527	5.390923897	0.5515108	0	0	2.7963869	0
Annual	CO_RUNEX	0.6772983	1.2596582	0.9115226	1.116694	0.5725131	0.409306589	0.508562417	0.835157213	1.0077586	27.896879	18.896761	1.0346099	0.3118554
Annual	CO_STREX	2.1133824	2.3237347	2.6897699	3.1190621	1.0861479	0.759714254	1.307966412	0.011132203	2.4359934	1.8117994	8.432182	1.0183561	0
Annual	CO2_NBIO_IDLEX	0	0	0	0	9.0516755	13.60684734	56.75144888	1057.870099	84.33171	0	0	356.18273	0
Annual	CO2_NBIO_RUNEX	265.51875	313.04658	341.01043	420.73475	667.71993	679.1017315	1086.342195	1517.437281	1422.0952	2044.628	214.48583	1128.8206	981.53223
Annual	CO2_NBIO_STREX	54.226592	65.113251	71.312111	86.719431	12.4108	10.0115083	12.85582774	0.086566412	20.276829	22.756268	60.108064	5.7940876	0
Annual	NOX_IDLEX	0	0	0	0	0.0605983	0.092760902	0.425018678	5.918100863	0.5205649	0	0	3.8198954	0
Annual	NOX_RUNEX	0.0383528	0.1007462	0.0735592	0.1026863	0.8116797	0.935087861	1.961193427	3.925745664	1.848041	4.0422211	1.120463	6.3320408	3.9089336
Annual	NOX_STREX[3]	0.1865516	0.263371	0.290118	0.3589188	0.3444016	0.248909147	1.103398402	1.993253306	0.6098473	0.2417472	0.2626822	0.550729	0
Annual	PM10_IDLEX	0	0	0	0	0.0007559	0.001197431	0.001450524	0.008487913	0.0020433	0	0	0.0063356	0
Annual	PM10_PMBW	0.03675	0.03675	0.03675	0.03675	0.07644	0.089180026	0.130340037	0.060168391	0.13034	0.0779153	0.01176	0.7448002	0.13034
Annual	PM10_PMTW	0.008	0.008	0.008	0.008	0.0096464	0.010448076	0.012000003	0.035070902	0.012	0.030341	0.004	0.0106332	0.016
Annual	PM10_RUNEX	0.0016723	0.002306	0.0016369	0.001785	0.0072149	0.01011673	0.053042719	0.050099556	0.0359005	0.0052916	0.0021162	0.0434156	0.0977156
Annual	PM10_STREX	0.0019248	0.0026454	0.001821	0.0019836	0.0002553	0.000149385	0.000119066	1.47834E-06	0.0001951	3.968E-05	0.0032682	6.512E-05	0
Annual	PM25_IDLEX	0	0	0	0	0.0007232	0.001145631	0.001387775	0.00812073	0.0019549	0	0	0.0060616	0
Annual	PM25_PMBW	0.01575	0.01575	0.01575	0.01575	0.03276	0.038220011	0.055860016	0.025786453	0.05586	0.0333923	0.00504	0.3192001	0.05586
Annual	PM25_PMTW	0.002	0.002	0.002	0.002	0.0024116	0.002612019	0.003000001	0.008767726	0.003	0.0075853	0.001	0.0026583	0.004
Annual	PM25_RUNEX	0.0015403	0.0021217	0.0015065	0.0016466	0.0068769	0.009664063	0.050742199	0.047932232	0.0343322	0.0050593	0.0019796	0.0415199	0.0934884
Annual	PM25_STREX	0.0017699	0.0024325	0.0016744	0.0018249	0.0002348	0.000137354	0.000109476	1.35928E-06	0.0001794	3.648E-05	0.0030806	5.987E-05	0
Annual	ROG_DIURN	0.0503098	0.1236004	0.0717055	0.0823723	0.0022568	0.00145685	0.000487315	5.80304E-06	0.0018494	0.0026629	1.1565654	0.0011352	0
Annual	ROG_HTSK	0.0959558	0.1943239	0.1224766	0.1402768	0.0719889	0.049492839	0.019666527	0.000242728	0.0212384	0.032411	0.7153915	0.0103435	0
Annual	ROG_IDLEX	0	0	0	0	0.0229506	0.018888472	0.023638021	0.412676086	0.0592205	0	0	0.3358753	0
Annual	ROG_RESTL	0.0483588	0.1061304	0.0755076	0.0901325	0.0014216	0.000933696	0.00032888	4.10628E-06	0.0009779	0.0018538	0.7240955	0.000575	0
Annual	ROG_RUNEX	0.01029	0.0271258	0.01626	0.024631	0.0467663	0.047975622	0.094206648	0.116035103	0.1001765	0.1083389	2.4024984	0.1364137	0.0723488
Annual	ROG_RUNLS	0.2055733	0.6601127	0.3928348	0.419184	0.4657035	0.303604887	0.097921591	0.001121198	0.2261676	0.2094232	2.071765	0.0700937	0
Annual	ROG_STREX	0.2291589	0.3626635	0.3182678	0.4108399	0.0788576	0.056226993	0.061400734	4.2665E-06	0.1188067	0.1464465	1.8179911	0.0418849	0
Annual	SO2_IDLEX	0	0	0	0	8.794E-05	0.000130569	0.000540325	0.009694121	0.0008033	0	0	0.0033995	0
Annual	SO2_RUNEX	0.0026267	0.0030978	0.0033737	0.0041596	0.0065213	0.006578388	0.01039974	0.013431586	0.0138022	0.0043416	0.0021225	0.0107991	0.009279
Annual	SO2_STREX	0.0005366	0.0006443	0.0007057	0.0008582	0.0001228	9.9072E-05	0.000127219	8.56645E-07	0.0002007	0.0002252	0.0005948	5.734E-05	0
Annual	TOG_DIURN	0.0503149	0.1236128	0.0717127	0.0823805	0.0022568	0.00145685	0.000487315	5.80304E-06	0.0018494	0.0026629	1.1565654	0.0011352	0
Annual	TOG_HTSK	0.0959653	0.1943433	0.1224889	0.1402908	0.0719889	0.049492839	0.019666527	0.000242728	0.0212384	0.032411	0.7153915	0.0103435	0
Annual	TOG_IDLEX	0	0	0	0	0.0325212	0.026056394	0.032381138	0.479881628	0.076582	0	0	0.4823253	0
Annual	TOG_RESTL	0.0483637	0.106141	0.0755152	0.0901415	0.0014216	0.000933696	0.00032888	4.10628E-06	0.0009779	0.0018538	0.7240955	0.000575	0
Annual	TOG_RUNEX	0.0149616	0.039542	0.0236825	0.0348608	0.0586731	0.057075185	0.109620566	0.271310933	0.1233614	7.4397864	2.9688012	0.165971	0.0823643
Annual	TOG_RUNLS	0.2055939	0.6601787	0.3928741	0.4192259	0.4657035	0.303604887	0.097921591	0.001121198	0.2261676	0.2094232	2.071765	0.0700937	0
Annual	TOG_STREX	0.2509488	0.3971475	0.3485321	0.4498754	0.0863392	0.06156148	0.067226075	4.67128E-06	0.1300784	0.1603404	1.9783863	0.0458587	0
Summer	CH4_IDLEX	0	0	0	0	0.0058302	0.004261536	0.004651502	0.030213878	0.0090787	0	0	0.071437	0
Summer	CH4_RUNEX	0.0028325	0.0065571	0.0043054	0.0059079	0.0050977	0.003700791	0.005647391	0.143490635	0.009494	7.2849994	0.3453667	0.0115597	0.0033605
Summer	CH4_STREX	0.0464351	0.0657139	0.0625838	0.0759224	0.0157155	0.011220824	0.011684026	7.82825E-07	0.0221876	0.0314866	0.2132976	0.0064082	0
Summer	CO_IDLEX	0	0	0	0	0.1898945	0.155572043	0.306998009	5.250641928	0.5262973	0	0	2.7492343	0
Summer	CO_RUNEX	0.738223	1.3602007	0.9898505	1.2032454	0.5814664	0.413051631	0.512509636	0.835641687	1.0234144	27.89857	18.172488	1.0499407	0.3118554
Summer	CO_STREX	1.8219035	1.9979302	2.3171433	2.6860249	1.0419007	0.728861372	1.246574526	0.010609711	2.311646	1.6059776	7.7377408	0.8411907	0
Summer	CO2_NBIO_IDLEX	0	0	0	0	9.0516755	13.60684734	57.73082646	1057.017712	84.934254	0	0	367.48083	0
Summer	CO2_NBIO_RUNEX	276.4037	324.17666	352.00379	432.27664	667.73607	679.1083559	1086.349145	1517.438097	1422.1229	2044.631	213.12379	1128.8479	981.53223
Summer	CO2_NBIO_STREX	53.687719	64.470641	70.614517	85.894284	12.33165	9.956181018	12.75090126	0.085737692	20.064702	22.39574	58.356221	5.4989568	0
Summer	NOX_IDLEX	0	0	0	0	0.0605983	0.092760902	0.428196473	5.778824464	0.5205055	0	0	3.9282039	0
Summer	NOX_RUNEX	0.0339295	0.0885966	0.0648912	0.0906285	0.7638127	0.883071004	1.85324123	3.718998106	1.7355231	4.0331874	0.9847034	5.9792455	3.7010381
Summer	NOX_STREX[3]	0.1734844	0.2449821	0.2698104	0.3338083	0.3307364	0.239033078	1.098777747	1.993196651	0.5998071	0.2317825	0.2496622	0.54766	0
Summer	PM10_IDLEX	0	0	0	0	0.0007559	0.001197431	0.001224758	0.007807302	0.0017267	0	0	0.005346	0
Summer	PM10_PMBW	0.03675	0.03675	0.03675	0.03675	0.07644	0.089180026	0.130340037	0.060168391	0.13034	0.0779153	0.01176	0.7448002	0.13034
Summer	PM10_PMTW	0.008	0.008	0.008	0.008	0.0096464	0.010448076	0.012000003	0.035070902	0.012	0.030341	0.004	0.0106332	0.016
Summer	PM10_RUNEX	0.0016723	0.002306	0.0016369	0.001785	0.0072149	0.01011673	0.053042719	0.050099556	0.0359005	0.0052916	0.0021162	0.0434156	0.0977156
Summer	PM10_STREX	0.0019248	0.0026454	0.001821	0.0019836	0.0002553	0.000149385	0.000119066	1.47834E-06	0.0001951	3.968E-05	0.0032682	6.512E-05	0
Summer	PM25_IDLEX	0	0	0	0	0.0007232	0.001145631	0.001171776	0.007469561	0.001652	0	0	0.0051148	0
Summer	PM25_PMBW	0.01575	0.01575	0.01575	0.01575	0.03276	0.038220011	0.055860016	0.025786453	0.05586	0.0333923	0.00504	0.3192001	0.05586
Summer	PM25_PMTW	0.002	0.002	0.002	0.002	0.0024116	0.002612019	0.003000001	0.008767726	0.003	0.0075853	0.001	0.0026583	0.004
Summer	PM25_RUNEX	0.0015403	0.0021217	0.0015065	0.0016466	0.0068769	0.009664063	0.050742199	0.047932232	0.0343322	0.0050593	0.0019796	0.0415199	0.0934884
Summer	PM25_STREX	0.0017699	0.0024325	0.0016744	0.0018249	0.0002348	0.000137354	0.000109476	1.35928E-06	0.0001794	3.648E-05	0.0030806	5.987E-05	0
Summer	ROG_DIURN	0.0739013	0.1813101	0.105323	0.1209751	0.0031604	0.002040503	0.000689465	8.51979E-06	0.0025309	0.0036376	1.7396862	0.0015477	0
Summer	ROG_HTSK	0.09825	0.2000483	0.1253489	0.1432522	0.0730327	0.050523824	0.02017116	0.000246164	0.0215333	0.0330443	0.7578991	0.0104269	0
Summer	ROG_IDLEX	0	0	0	0	0.0229506	0.018888472	0.022512789	0.429090582	0.0592601	0	0	0.3350709	0
Summer	ROG_RESTL	0.0665233	0.1466396	0.1029776	0.1229018	0.001945	0.001276555	0.000456027	6.08571E-06	0.0013344	0.0024726	1.1382663	0.0007854	0
Summer	ROG_RUNEX	0.0108593	0.0284841	0.0171334	0.025638	0.0472174	0.048135225	0.094367235	0.116046116	0.100848	0.1084206	2.3424882	0.1371051	0.0723488
Summer	ROG_RUNLS	0.1931798	0.6088256	0.364441	0.3904028	0.4496892	0.292449975	0.094013255	0.001101168	0.2201223	0.1890778	1.9400395	0.0631606	0
Summer	ROG_STREX	0.2061922	0.324992	0.2863157	0.3693945	0.0761719	0.054313389	0.05913185	4.10884E-06	0.11433	0.1362322	1.6220518	0.0376216	0
Summer	SO2_IDLEX	0	0	0	0	8.794E-05	0.000130569	0.000549754	0.009685096	0.000809	0	0	0.0035062	0
Summer	SO2_RUNEX	0.0027344	0.003208	0.0034825	0.0042738	0.0065214	0.006578454	0.010399809	0.013431594	0.0138025	0.0043416	0.002109	0.0107994	0.009279
Summer	SO2_STREX	0.0005313	0.000638	0.0006988	0.00085	0.000122	9.85245E-05	0.000126181	8.48444E-07	0.0001986	0.0002216	0.0005775	5.442E-05	0
Summer	TOG_DIURN	0.0739087	0.1813282	0.1053335	0.1209872	0.0031604	0.002040503	0.000689465	8.51979E-06	0.0025309	0.0036376	1.7396862	0.0015477	0
Summer	TOG_HTSK	0.0982598	0.2000683	0.1253615	0.1432665	0.0730327	0.050523824	0.02017116	0.000246164	0.0215333	0.0330443	0.7578991	0.0104269	0
Summer	TOG_IDLEX	0	0	0	0	0.0325212	0.026056394	0.030771904	0.498839249	0.076627	0	0	0.4814096	0
Summer	TOG_RESTL	0.0665299	0.1466542	0.1029879	0.1229141	0.001945	0.001276555	0.000456027	6.08571E-06	0.0013344	0.0024726	1.1382663	0.0007854	0
Summer	TOG_RUNEX	0.0157923	0.0415244	0.0249572	0.0363813	0.0593314	0.057308077	0.109854895	0.271327003	0.1243413	7.4399056	2.8968413	0.1669799	0.0823643
Summer	TOG_RUNLS	0.1931991	0.6088865	0.3644774	0.3904418	0.4496892	0.292449975	0.094013255	0.001101168	0.2201223	0.1890778	1.9400395	0.0631606	0
Summer	TOG_STREX	0.2257984	0.3558942	0.3135417	0.4044932	0.0833987	0.059466325	0.064741933	4.49866E-06	0.125177	0.1491571	1.7652286	0.0411909	0

Winter	CH4_IDLEX	0	0	0	0	0.0058161	0.004251174	0.005290456	0.018088907	0.0090542	0	0	0.0714766	0
Winter	CH4_RUNEX	0.0026083	0.0060953	0.0039776	0.0055001	0.0049859	0.003653327	0.005599216	0.005036142	0.0093186	7.2849643	0.3534373	0.0113893	0.0033605
Winter	CH4_STREX	0.0522025	0.0743172	0.0704044	0.0854827	0.0163345	0.011661969	0.012156186	8.22675E-07	0.0231971	0.0342054	0.2421179	0.0072358	0
Winter	CO_IDLEX	0	0	0	0	0.1898945	0.155572043	0.49740152	5.417119895	0.5863294	0	0	2.8615024	0
Winter	CO_RUNEX	0.6545061	1.2215436	0.8821253	1.0831327	0.5701406	0.408302138	0.507385586	0.459955504	1.003103	27.896473	19.005068	1.0301974	0.3118554
Winter	CO_STREX	2.1772594	2.395117	2.7715626	3.2140513	1.0928188	0.764438278	1.319688181	0.011232219	2.4558962	1.8485389	8.5477794	1.0348692	0
Winter	CO2_NBIO_IDLEX	0	0	0	0	9.0516755	13.60684734	55.39148043	1027.42313	83.499625	0	0	340.58058	0
Winter	CO2_NBIO_RUNEX	261.50256	308.93889	336.95399	416.47405	667.71564	679.0999518	1086.340122	1421.631547	1422.087	2044.6272	214.69965	1128.8128	981.53223
Winter	CO2_NBIO_STREX	54.344338	65.253393	71.464713	86.899703	12.42322	10.02031193	12.87617297	0.086725067	20.311668	22.821708	60.41943	5.822304	0
Winter	NOX_IDLEX	0	0	0	0	0.0605983	0.092760902	0.420629275	5.916808043	0.520647	0	0	3.6703265	0
Winter	NOX_RUNEX	0.0371798	0.097822	0.0713481	0.099625	0.7971096	0.918535607	1.924443435	3.778199659	1.8137951	4.0401893	1.0935445	6.222306	3.8362919
Winter	NOX_STREX[3]	0.1895455	0.2676021	0.2947739	0.3646814	0.3478185	0.251379846	1.104572503	1.993267702	0.6124416	0.2439934	0.2657706	0.5515208	0
Winter	PM10_IDLEX	0	0	0	0	0.0007559	0.001197431	0.001762295	0.008981556	0.0024806	0	0	0.0077023	0
Winter	PM10_PMBW	0.03675	0.03675	0.03675	0.03675	0.07644	0.089180026	0.130340037	0.058443069	0.13034	0.0779153	0.01176	0.7448002	0.13034
Winter	PM10_PMTW	0.008	0.008	0.008	0.008	0.0096464	0.010448076	0.012000003	0.034064883	0.012	0.030341	0.004	0.0106332	0.016
Winter	PM10_RUNEX	0.0016723	0.002306	0.0016369	0.001785	0.0072149	0.01011673	0.053042719	0.049949536	0.0359005	0.0052916	0.0021162	0.0434156	0.0977156
Winter	PM10_STREX	0.0019248	0.0026454	0.001821	0.0019836	0.0002553	0.000149385	0.000119066	1.47834E-06	0.0001951	3.968E-05	0.0032682	6.512E-05	0
Winter	PM25_IDLEX	0	0	0	0	0.0007232	0.001145631	0.001686059	0.008593018	0.0023733	0	0	0.0073691	0
Winter	PM25_PMBW	0.01575	0.01575	0.01575	0.01575	0.03276	0.038220011	0.055860016	0.025047029	0.05586	0.0333923	0.00504	0.3192001	0.05586
Winter	PM25_PMTW	0.002	0.002	0.002	0.002	0.0024116	0.002612019	0.003000001	0.008516221	0.003	0.0075853	0.001	0.0026583	0.004
Winter	PM25_RUNEX	0.0015403	0.0021217	0.0015065	0.0016466	0.0068769	0.009664063	0.050742199	0.047788702	0.0343322	0.0050593	0.0019796	0.0415199	0.0934884
Winter	PM25_STREX	0.0017699	0.0024325	0.0016744	0.0018249	0.0002348	0.000137354	0.000109476	1.35928E-06	0.0001794	3.648E-05	0.0030806	5.987E-05	0
Winter	ROG_DIURN	0.0500133	0.1261612	0.0694444	0.0790961	0.0023614	0.001501557	0.000498498	6.05885E-06	0.0019065	0.0025391	1.2834672	0.0011729	0
Winter	ROG_HTSK	0.1035185	0.2175179	0.1315211	0.1493888	0.08193	0.055421142	0.021230999	0.000270177	0.0225292	0.0342366	0.917545	0.0112433	0
Winter	ROG_IDLEX	0	0	0	0	0.0229506	0.018888472	0.025211404	0.389449216	0.0591659	0	0	0.3369861	0
Winter	ROG_RESTL	0.0483973	0.10636	0.075294	0.0900032	0.0014457	0.000932936	0.000331178	4.29774E-06	0.0009818	0.0017546	0.7646011	0.0005683	0
Winter	ROG_RUNEX	0.0100972	0.0266549	0.0159638	0.0242573	0.046643	0.047932128	0.094158493	0.106892355	0.0999751	0.1083194	2.41436	0.1362141	0.0723488
Winter	ROG_RUNLS	0.2341396	0.7794614	0.4587962	0.4862285	0.5049027	0.331002527	0.107667984	0.001194304	0.2418144	0.2555291	2.3757123	0.0853176	0
Winter	ROG_STREX	0.2340886	0.3707234	0.3251258	0.4197141	0.0794077	0.05661897	0.061926669	4.30304E-06	0.1197873	0.1485929	1.8565479	0.0424932	0
Winter	SO2_IDLEX	0	0	0	0	8.794E-05	0.000130569	0.00052723	0.009706584	0.0007954	0	0	0.0032521	0
Winter	SO2_RUNEX	0.0025869	0.0030572	0.0033336	0.0041175	0.0065212	0.006578371	0.010399719	0.013431584	0.0138021	0.0043416	0.0021246	0.010799	0.009279
Winter	SO2_STREX	0.0005378	0.0006457	0.0007072	0.0008599	0.0001229	9.91591E-05	0.00012742	8.58215E-07	0.000201	0.0002258	0.0005979	5.762E-05	0
Winter	TOG_DIURN	0.0500183	0.1261738	0.0694513	0.079104	0.0023614	0.001501557	0.000498498	6.05885E-06	0.0019065	0.0025391	1.2834672	0.0011729	0
Winter	TOG_HTSK	0.1035288	0.2175396	0.1315343	0.1494037	0.08193	0.055421142	0.021230999	0.000270177	0.0225292	0.0342366	0.917545	0.0112433	0
Winter	TOG_IDLEX	0	0	0	0	0.0325212	0.026056394	0.034631855	0.443358287	0.0765198	0	0	0.48359	0
Winter	TOG_RESTL	0.0484021	0.1063707	0.0753015	0.0900122	0.0014457	0.000932936	0.000331178	4.29774E-06	0.0009818	0.0017546	0.7646011	0.0005683	0
Winter	TOG_RUNEX	0.0146803	0.0388551	0.0232503	0.034307	0.0584933	0.05701172	0.1095503	0.121846151	0.1230676	7.4397579	2.9829679	0.1656798	0.0823643
Winter	TOG_RUNLS	0.234163	0.7795393	0.4588421	0.4862771	0.5049027	0.331002527	0.107667984	0.001194304	0.2418144	0.2555291	2.3757123	0.0853176	0
Winter	TOG_STREX	0.2563472	0.4059737	0.3560422	0.4595926	0.0869414	0.061990646	0.067801908	4.71129E-06	0.1311521	0.1626905	2.0203338	0.0465247	0

1 Source: California Air Resources Board. EMFAC2017 Web Database. https://www.arb.ca.gov/emfac/2017/; California Air Pollution Control Officers Association (CAPCOA). 2017, November. California Emissions Estimator Model User's Guide, Version 2016.3.2, Appendix A.

2 Unless otherwise noted, per CalEEMod methodology, the calculated CalEEMod emission rates are derived from the emission rates obtained using the EMFAC2017 Web Database for the Orange County region .

3 Because EMFAC2017 provides vehicle trips data for MHDT and HHDT diesel trucks, the formula provided in Appendix A of the CalEEMod User's Guide in calculating the NO_x STREX emission rates are utilized.

This page intentionally left blank

Katella Avenue Amazon Facility

ENERGY ANALYSIS

CITY OF CYPRESS

PREPARED BY:

Haseeb Qureshi
hqureshi@urbanxroads.com
(949) 336-5987

Alyssa Tamase
atamase@urbanxroads.com
(949) 336-5988

JULY 7, 2020

TABLE OF CONTENTS

TABLE OF CONTENTS ..... **I**
APPENDICES ..... **II**
LIST OF EXHIBITS ..... **II**
LIST OF TABLES ..... **II**
LIST OF ABBREVIATED TERMS ..... **III**
EXECUTIVE SUMMARY **1**
ES.1 Summary of Findings 1
1 INTRODUCTION **3**
1.1 Site Location 3
1.2 Project Description 3
2 EXISTING CONDITIONS **7**
2.1 Overview 7
2.2 Electricity 9
2.3 Natural Gas 10
2.4 Transportation Energy Resources 12
3 REGULATORY BACKGROUND **14**
3.1 Federal Regulations 14
3.2 California Regulations 15
4 PROJECT ENERGY DEMANDS AND ENERGY EFFICIENCY MEASURES **19**
4.1 Evaluation Criteria 19
4.2 Methodology 19
4.3 Construction Energy Demands 21
4.4 Operational Energy Demands 26
4.5 Summary 30
5 CONCLUSIONS **33**
6 REFERENCES **35**
7 CERTIFICATIONS **38**

APPENDICES

APPENDIX 4.1: CALEEMOD PROJECT ANNUAL CONSTRUCTION EMISSIONS MODEL OUTPUTS
APPENDIX 4.2: CALEEMOD PROJECT ANNUAL OPERATIONAL (PASSENGER CARS) EMISSIONS MODEL OUTPUTS
APPENDIX 4.3: CALEEMOD PROJECT ANNUAL OPERATIONAL (TRUCKS) EMISSIONS MODEL OUTPUTS
APPENDIX 4.4: EMFAC2017

LIST OF EXHIBITS

EXHIBIT 1-A: LOCATION MAP 4
EXHIBIT 1-B: SITE PLAN 5

LIST OF TABLES

TABLE ES-1: SUMMARY OF CEQA SIGNIFICANCE FINDINGS 1
TABLE 2-1: TOTAL ELECTRICITY SYSTEM POWER (CALIFORNIA 2018) 8
TABLE 2-2: SCE 2018 POWER CONTENT MIX 10
TABLE 4-1: CONSTRUCTION DURATION 20
TABLE 4-2: CONSTRUCTION EQUIPMENT ASSUMPTIONS 21
TABLE 4-3: CONSTRUCTION POWER COST 22
TABLE 4-4: CONSTRUCTION ELECTRICITY USAGE 22
TABLE 4-5: CONSTRUCTION EQUIPMENT FUEL CONSUMPTION ESTIMATES 23
TABLE 4-6: CONSTRUCTION WORKER FUEL CONSUMPTION ESTIMATES 24
TABLE 4-8: CONSTRUCTION VENDOR FUEL CONSUMPTION ESTIMATES – HHDT 25
TABLE 4-8: PROJECT-GENERATED LDA VEHICLE TRAFFIC ANNUAL FUEL CONSUMPTION 27
TABLE 4-9: PROJECT-GENERATED LDT1 VEHICLE TRAFFIC ANNUAL FUEL CONSUMPTION 27
TABLE 4-10: PROJECT-GENERATED LDT2 VEHICLE TRAFFIC ANNUAL FUEL CONSUMPTION 27
TABLE 4-11: PROJECT-GENERATED MDV VEHICLE TRAFFIC ANNUAL FUEL CONSUMPTION 28
TABLE 4-12: PROJECT-GENERATED HHDT TRAFFIC ANNUAL FUEL CONSUMPTION 28
TABLE 4-13: TOTAL PROJECT-GENERATED TRAFFIC ANNUAL FUEL CONSUMPTION (ALL VEHICLES) 28
TABLE 4-14: PROJECT ANNUAL OPERATIONAL ENERGY DEMAND SUMMARY 29

LIST OF ABBREVIATED TERMS

%	Percent
(1)	Reference
AQIA	Air Quality Impact Analysis
BACM	Best Available Control Measures
BTU	British Thermal Units
CalEEMod	California Emissions Estimator Model
CAPCOA	California Air Pollution Control Officers Association
CARB	California Air Resources Board
CCR	California Code of Regulations
CEC	California Energy Commission
CEQA	California Environmental Quality Act
City	City of Cypress
CPEP	Clean Power and Electrification Pathway
CPUC	California Public Utilities Commission
DMV	Department of Motor Vehicles
EIA	Energy Information Administration
EPA	Environmental Protection Agency
EMFAC	EMissions FACtor
FERC	Federal Energy Regulatory Commission
GHG	Greenhouse Gas
GWh	Gigawatt Hour
HHDT	Heavy-Heavy Duty Trucks
hp-hr-gal	Horsepower Hours Per Gallon
IEPR	Integrated Energy Policy Report
ISO	Independent Service Operator
ISTEA	Intermodal Surface Transportation Efficiency Act
ITE	Institute of Transportation Engineers
kBTU	Kilo-British Thermal Units
kWh	Kilowatt Hour
LDA	Light Duty Auto
LDT1/LDT2	Light-Duty Trucks
MDV	Medium Duty Trucks
MHDT	Medium-Heavy Duty Trucks
mpg	Miles Per Gallon
MPO	Metropolitan Planning Organization
PG&E	Pacific Gas and Electric

Project	Katella Avenue Amazon Facility
PV	Photovoltaic
SCAB	Southern California Air Basin
SCE	Southern California Edison
SDAB	San Diego Air Basin
SoCalGas	Southern California Gas
sf	Square Feet
TEA-21	Transportation Equity Act for the 21st Century
U.S.	United States
VMT	Vehicle Miles Traveled

This page intentionally left blank

EXECUTIVE SUMMARY

ES.1 SUMMARY OF FINDINGS

The results of this *Katella Avenue Amazon Facility Energy Analysis* is summarized below based on the significance criteria in Section 3 of this report consistent with Appendix G of the 2019 California Environmental Quality Act (CEQA) Statute and Guidelines (*CEQA Guidelines*) (1). Table ES-1 shows the findings of significance for potential energy impacts under CEQA.

TABLE ES-1: SUMMARY OF CEQA SIGNIFICANCE FINDINGS

Analysis	Report Section	Significance Findings	
		Unmitigated	Mitigated
Energy Impact #1: Result in potentially significant environmental impact due to wasteful, inefficient, or unnecessary consumption of energy resources, during project construction or operation.	5.0	*Less Than Significant*	*n/a*
Energy Impact #2: Conflict with or obstruct a state or local plan for renewable energy or energy efficiency.	5.0	*Less Than Significant*	*n/a*

This page intentionally left blank

1 INTRODUCTION

This report presents the results of the energy analysis prepared by Urban Crossroads, Inc., for the proposed Katella Avenue Amazon Facility (Project). The purpose of this report is to ensure that energy implication is considered by the City of Cypress (City), as the lead agency, and to quantify anticipated energy usage associated with construction and operation of the proposed Project, determine if the usage amounts are efficient, typical, or wasteful for the land use type, and to emphasize avoiding or reducing inefficient, wasteful, and unnecessary consumption of energy.

1.1 SITE LOCATION

The proposed project is located at 6400 Katella Avenue in the City of Cypress as shown on Exhibit 1-A. The site is currently occupied by the former Mitsubishi Motors Corporation, which includes 145,004 square feet (sf) of warehousing use, 180,000 sf corporate headquarters office building, and 70,000 sf of research and development buildings. The nearest sensitive residential land use is located south of Project site across the Stanton Storm Channel.

1.2 PROJECT DESCRIPTION

The proposed Project will consist of the demolition of existing buildings except the southerly warehouse building (145,004 sf) and the northern office building (180,000 sf) (demolition of approximately 70,000 sf of the existing research and development buildings). The remaining portion of the site will provide parking for sprinter cargo vans/flex vehicles and employees of the facility as well as access to the truck docks on the north side of the building.

It is our understanding that the Project will occupy the existing 145,004 sf warehouse building located on the southern end of the site. The Project is anticipated to be constructed in one phase by the autumn of 2021. This analysis is intended to describe energy usage associated with the expected typical operational activities at the Project site. To present a conservative approach, this report assumes the Project will operate 24-hours daily for seven days per week.

EXHIBIT 1-A: LOCATION MAP

LEGEND:

Site Boundary

Sources: Esri, HERE, Garmin, Intermap, increment P Corp., GEBCO, USGS, FAO, NPS, NRCAN, GeoBase, IGN, Kadaster NL, Ordnance Survey, Esri Japan, METI, Esri China (Hong Kong), (c) OpenStreetMap contributors, and the GIS

EXHIBIT 1-B: SITE PLAN

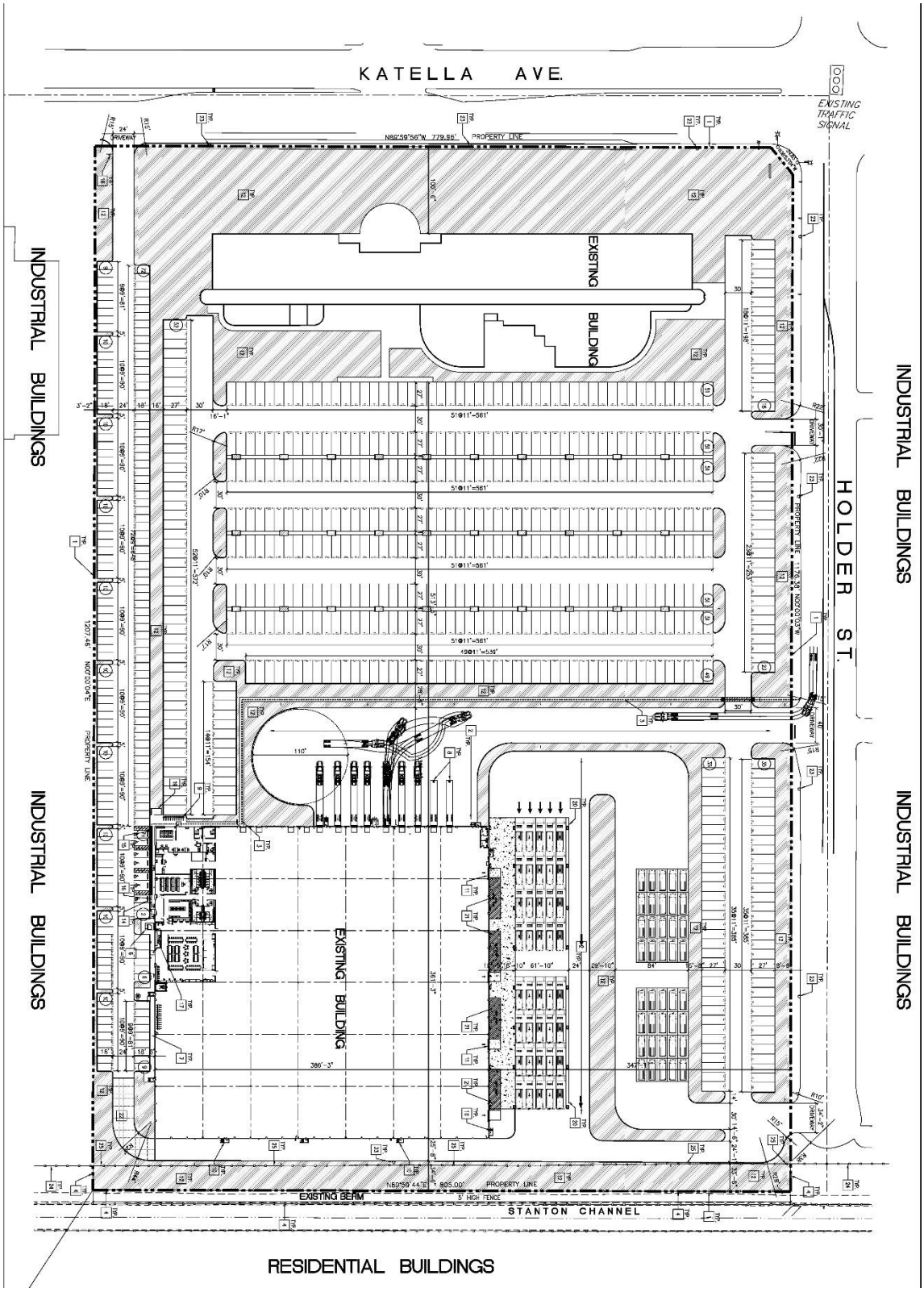

This page intentionally left blank

2 EXISTING CONDITIONS

This section provides an overview of the existing energy conditions in the Project region.

2.1 OVERVIEW

The most recent data for California's estimated total energy and natural gas consumption is from 2018, released by the United States (U.S.) Energy Information Administration's (EIA) California State Profile and Energy Estimates in 2020 and included:

- Approximately 7,967 trillion British Thermal Unit (BTU) of energy was consumed;
- Approximately 681 million barrels of petroleum;
- Approximately 2,137 billion cubic feet of natural gas;
- Approximately 1 million short tons of coal (2)

The California Energy Commission's (CEC) Transportation Energy Demand Forecast 2018-2030 was released in order to support the 2017 Integrated Energy Policy Report. The Transportation energy Demand Forecast 2018-2030 lays out graphs and data supporting their projections of California's future transportation energy demand. The projected inputs consider expected variable changes in fuel prices, income, population, and other variables. Predictions regarding fuel demand included:

- Gasoline demand in the transportation sector is expected to decline from approximately 15.8 billion gallons in 2017 to between 12.3 billion and 12.7 billion gallons in 2030 (3)
- Diesel demand in the transportation sector is expected to rise, increasing from approximately 3.7 billion diesel gallons in 2015 to approximately 4.7 billion in 2030 (3)
    - Data from the Department of Energy states that approximately 3.9 billion gallons of diesel fuel were consumed in 2017 (4)

The most recent data provided by the EIA for energy use in California by demand sector is from 2017 and is reported as follows:

- Approximately 40.3% transportation;
- Approximately 23.1% industrial;
- Approximately 18.0% residential; and
- Approximately 18.7% commercial (5)

In 2018, total system electric generation for California was 285,488 gigawatt hours (GWh). California's massive electricity in-state generation system generated approximately 194,842 GWh which accounted for approximately 68% of the electricity it uses; the rest was imported from the Pacific Northwest (14%) and the U.S. Southwest (18%) (6). Natural gas is the main source for electricity generation at 47% of the total in-state electric generation system power as shown in Table 2-1.

TABLE 2-1: TOTAL ELECTRICITY SYSTEM POWER (CALIFORNIA 2018)

Fuel Type	California In-State Generation	Percent of California In-State	Northwest Imports (GWh)	Southwest Imports (GWh)	California Power Mix (GWh)	Percent California Power Mix
Coal	294	0.15%	399	8,740	9,433	3.30%
Large Hydro	22,096	11.34%	7,418	985	30,499	10.68%
Natural Gas	90,691	46.54%	49	8,904	99,644	34.91%
Nuclear	18,268	9.38%	0	7,573	25,841	9.05%
Oil	35	0.02%	0	0	35	0.01%
Other	430	0.22%	0	9	439	0.15%
Renewables	63,028	32.35%	14,074	12,400	89,502	31.36%
Biomass	5,909	3.03%	772	26	6,707	2.35%
Geothermal	11,528	5.92%	171	1,269	12,968	4.54%
Small Hydro	4,248	2.18%	334	1	4,583	1.61%
Solar	27,265	13.99%	174	5,094	32,533	11.40%
Wind	14,078	7.23%	12,623	6,010	32,711	11.46%
Unspecified Sources of Power	N/A	N/A	17,576	12,519	30,095	10.54%
Total	**194,842**	**100%**	**39,517**	**51,130**	**285,488**	**100%**

Source: https://www.energy.ca.gov/almanac/electricity_data/total_system_power.html

An updated summary of, and context for energy consumption and energy demands within the State is presented in "U.S. Energy Information Administration, California State Profile and Energy Estimates, Quick Facts" excerpted below:

- California was the seventh-largest producer of crude oil among the 50 states in 2018, and, as of January 2019, it ranked third in oil refining capacity.
- California is the largest consumer of jet fuel among the 50 states and accounted for one-fifth of the nation's jet fuel consumption in 2018. (7)
- California's total energy consumption is second highest in the nation, but, in 2018, the state's per capita energy consumption was the fourth-lowest, due in part to its mild climate and its energy efficiency programs. (8)
- In 2018, California ranked first in the nation as a producer of electricity from solar, geothermal, and biomass resources and fourth in the nation in conventional hydroelectric power generation.
- In 2018, large- and small-scale solar photovoltaic (PV) and solar thermal installations provided 19% of California's net electricity generation (9).

As indicated above, California is one of the nation's leading energy-producing states, and California per capita energy use is among the nation's most efficient. Given the nature of the Project, the remainder of this discussion will focus on the three sources of energy that are most relevant to the project—namely, electricity and transportation fuel for vehicle trips associated with the uses planned for the Project.

2.2 ELECTRICITY

The usage associated with electricity use were calculated using the California Emissions Estimator Model (CalEEMod) Version 2016.3.2.

Electricity is provided to the Project by Southern California Edison (SCE). SCE provides electric power to more than 15 million persons in 15 counties and in 180 incorporated cities, within a service area encompassing approximately 50,000 square miles. Based on SCE's 2018 Power Content Label Mix, SCE derives electricity from varied energy resources including: fossil fuels, hydroelectric generators, nuclear power plants, geothermal power plants, solar power generation, and wind farms. SCE also purchases from independent power producers and utilities, including out-of-state suppliers (10).

California's electricity industry is an organization of traditional utilities, private generating companies, and state agencies, each with a variety of roles and responsibilities to ensure that electrical power is provided to consumers. The California Independent Service Operator (ISO) is a nonprofit public benefit corporation and is the impartial operator of the State's wholesale power grid and is charged with maintaining grid reliability, and to direct uninterrupted electrical energy supplies to California's homes and communities. While utilities [such as SCE] still own transmission assets, the ISO routes electrical power along these assets, maximizing the use of the transmission system and its power generation resources. The ISO matches buyers and sellers of electricity to ensure that enough power is available to meet demand. To these ends, every five minutes the ISO forecasts electrical demands, accounts for operating reserves, and assigns the lowest cost power plant unit to meet demands while ensuring adequate system transmission capacities and capabilities (11).

Part of the ISO's charge is to plan and coordinate grid enhancements to ensure that electrical power is provided to California consumers. To this end, transmission owners (investor-owned utilities such as SCE) file annual transmission expansion/modification plans to accommodate the State's growing electrical needs. The ISO reviews and either approves or denies the proposed additions. In addition, and perhaps most importantly, the ISO works with other areas in the western United States electrical grid to ensure that adequate power supplies are available to the State. In this manner, continuing reliable and affordable electrical power is assured to existing and new consumers throughout the State.

Table 2-2 identifies SCE's specific proportional shares of electricity sources in 2018. As indicated in Table 2-2, the 2018 SCE Power Mix has renewable energy at 36% of the overall energy resources. Geothermal resources are at 8%, wind power is at 13%, large hydroelectric sources are at 1%, solar energy is at 13%, and coal is at 0%. Biomass and waste sources have increased by 1% since 2017. Natural gas remains at 17% since 2017 (12).

TABLE 2-2: SCE 2018 POWER CONTENT MIX

Energy Resources	2018 SCE Power Mix
Eligible Renewable	**36%**
Biomass & waste	1%
Geothermal	8%
Small Hydroelectric	1%
Solar	13%
Wind	13%
Coal	**0%**
Large Hydroelectric	**4%**
Natural Gas	**17%**
Nuclear	**6%**
Other	**0%**
Unspecified Sources of power*	37%
Total	**100%**

* "Unspecified sources of power" means electricity from transactions that are not traceable to specific generation sources

2.3 NATURAL GAS

The usage associated with natural gas use were calculated using the CalEEMod Version 2016.3.2. The following summary of natural gas resources and service providers, delivery systems, and associated regulation is excerpted from information provided by the California Public Utilities Commission (CPUC).

> *"The CPUC regulates natural gas utility service for approximately 10.8 million customers that receive natural gas from Pacific Gas and Electric (PG&E), Southern California Gas (SoCalGas), San Diego Gas & Electric (SDG&E), Southwest Gas, and several smaller natural gas utilities. The CPUC also regulates independent storage operators: Lodi Gas Storage, Wild Goose Storage, Central Valley Storage and Gill Ranch Storage.*
>
> *The vast majority of California's natural gas customers are residential and small commercial customers, referred to as "core" customers, who accounted for approximately 32% of the natural gas delivered by California utilities in 2012. Large consumers, like electric generators and industrial customers, referred to as "noncore" customers, accounted for approximately 68% of the natural gas delivered by California utilities in 2012.*
>
> *The PUC regulates the California utilities' natural gas rates and natural gas services, including in-state transportation over the utilities' transmission and distribution pipeline systems, storage, procurement, metering and billing. Most of the natural gas used in*

California comes from out-of-state natural gas basins. In 2012, California customers received 35% of their natural gas supply from basins located in the Southwest, 16% from Canada, 40% from the Rocky Mountains, and 9% from basins located within California. California gas utilities may soon also begin receiving biogas into their pipeline systems.

Natural gas from out-of-state production basins is delivered into California via the interstate natural gas pipeline system. The major interstate pipelines that deliver out-of-state natural gas to California consumers are the Gas Transmission Northwest Pipeline, Kern River Pipeline, Transwestern Pipeline, El Paso Pipeline, Ruby Pipeline, Questar Southern Trails and Mojave Pipeline. Another pipeline, the North Baja – Baja Norte Pipeline, takes gas off the El Paso Pipeline at the California/Arizona border, and delivers that gas through California into Mexico. While the Federal Energy Regulatory Commission (FERC) regulates the transportation of natural gas on the interstate pipelines, the PUC often participates in FERC regulatory proceedings to represent the interests of California natural gas consumers.

Most of the natural gas transported via the interstate pipelines, as well as some of the California-produced natural gas, is delivered into the PG&E and SoCalGas intrastate natural gas transmission pipeline systems (commonly referred to as California's "backbone" natural gas pipeline system). Natural gas on the utilities' backbone pipeline systems is then delivered into the local transmission and distribution pipeline systems, or to natural gas storage fields. Some large noncore customers take natural gas directly off the high-pressure backbone pipeline systems, while core customers and other noncore customers take natural gas off the utilities' distribution pipeline systems. The PUC has regulatory jurisdiction over 150,000 miles of utility-owned natural gas pipelines, which transported 82% of the total amount of natural gas delivered to California's gas consumers in 2012.

SDG&E and Southwest Gas' southern division are wholesale customers of SoCalGas, and currently receive all of their natural gas from the SoCalGas system (Southwest Gas also provides natural gas distribution service in the Lake Tahoe area). Some other municipal wholesale customers are the cities of Palo Alto, Long Beach, and Vernon, which are not regulated by the CPUC.

Some of the natural gas delivered to California customers may be delivered directly to them without being transported over the regulated utility systems. For example, the Kern River/Mojave pipeline system can deliver natural gas directly to some large customers, "bypassing" the utilities' systems. Much of California-produced natural gas is also delivered directly to large consumers.

PG&E and SoCalGas own and operate several natural gas storage fields that are located in northern and southern California. These storage fields, and four independently owned storage utilities – Lodi Gas Storage, Wild Goose Storage, Central Valley Storage, and Gill Ranch Storage – help meet peak seasonal natural gas demand and allow California natural gas customers to secure natural gas supplies more efficiently. (A portion of the Gill Ranch facility is owned by PG&E).

> *California's regulated utilities do not own any natural gas production facilities. All of the natural gas sold by these utilities must be purchased from suppliers and/or marketers. The price of natural gas sold by suppliers and marketers was deregulated by the FERC in the mid-1980's and is determined by "market forces." However, the PUC decides whether California's utilities have taken reasonable steps in order to minimize the cost of natural gas purchased on behalf of their core customers."* (13)

As indicated in the preceding discussions, natural gas is available from a variety of in-state and out-of-state sources and is provided throughout the state in response to market supply and demand. Complementing available natural gas resources, biogas may soon be available via existing delivery systems, thereby increasing the availability and reliability of resources in total. The PUC oversees utility purchases and transmission of natural gas to ensure reliable and affordable natural gas deliveries to existing and new consumers throughout the State.

2.4 TRANSPORTATION ENERGY RESOURCES

The Project would generate additional vehicle trips with resulting consumption of energy resources, predominantly gasoline and diesel fuel. In March 2018, the Department of Motor Vehicles (DMV) identified 35 million registered vehicles in California (14), and those vehicles (as noted previously) consume an estimated 19 billion gallons of fuel each year[1]. Gasoline (and other vehicle fuels) are commercially provided commodities and would be available to the Project patrons and employees via commercial outlets.

California's on-road transportation system includes 170,000 miles of highways and major roadways, more than 27 million passenger vehicles and light trucks, and almost 8 million medium- and heavy-duty vehicles (14). While gasoline consumption has been declining since 2008 it is still by far the dominant fuel. Petroleum comprises about 92% of all transportation energy use, excluding fuel consumed for aviation and most marine vessels (15). Nearly 19 billion gallons of on-highway fuel are burned each year, including 15.1 billion gallons of gasoline (including ethanol) and 3.9 billion gallons of diesel fuel (including biodiesel and renewable diesel). In 2016, Californians also used 194 million therms of natural gas as a transportation fuel (16), or the equivalent of 155 million gallons of gasoline.

[1] Fuel consumptions estimated utilizing information from EMFAC2017.

This page intentionally left blank

3 REGULATORY BACKGROUND

Federal and state agencies regulate energy use and consumption through various means and programs. On the federal level, the United States Department of Transportation, the United States Department of Energy, and the United States Environmental Protection Agency (EPA) are three federal agencies with substantial influence over energy policies and programs. On the state level, the CPUC and the CEC are two agencies with authority over different aspects of energy. Relevant federal and state energy-related laws and plans are summarized below. Project consistency with applicable federal and state regulations is also presented in *italicized* text.

3.1 FEDERAL REGULATIONS

3.1.1 INTERMODAL SURFACE TRANSPORTATION EFFICIENCY ACT OF 1991 (ISTEA)

The ISTEA promoted the development of inter-modal transportation systems to maximize mobility as well as address national and local interests in air quality and energy. ISTEA contained factors that Metropolitan Planning Organizations (MPOs) were to address in developing transportation plans and programs, including some energy-related factors. To meet the new ISTEA requirements, MPOs adopted explicit policies defining the social, economic, energy, and environmental values guiding transportation decisions. *Transportation and access to the Project site is provided primarily by the local and regional roadway systems. The Project would not interfere with, nor otherwise obstruct intermodal transportation plans or projects that may be realized pursuant to the ISTEA because SCAG is not planning for intermodal facilities on or through the Project site.*

3.1.2 THE TRANSPORTATION EQUITY ACT FOR THE 21ST CENTURY (TEA-21)

The TEA-21 was signed into law in 1998 and builds upon the initiatives established in the ISTEA legislation, discussed above. TEA-21 authorizes highway, highway safety, transit, and other efficient surface transportation programs. TEA-21 continues the program structure established for highways and transit under ISTEA, such as flexibility in the use of funds, emphasis on measures to improve the environment, and focus on a strong planning process as the foundation of good transportation decisions. TEA-21 also provides for investment in research and its application to maximize the performance of the transportation system through, for example, deployment of Intelligent Transportation Systems, to help improve operations and management of transportation systems and vehicle safety. *The Project site is located along major transportation corridors with proximate access to the Interstate freeway system. The site selected for the Project facilitates access, acts to reduce vehicle miles traveled, takes advantage of existing infrastructure systems, and promotes land use compatibilities through collocation of similar uses. The Project supports the strong planning processes emphasized under TEA-21. The Project is therefore consistent with, and would not otherwise interfere with, nor obstruct implementation of TEA-21.*

3.2 CALIFORNIA REGULATIONS

3.2.1 INTEGRATED ENERGY POLICY REPORT (IEPR)

Senate Bill 1389 (Bowen, Chapter 568, Statutes of 2002) requires the CEC to prepare a biennial integrated energy policy report that assesses major energy trends and issues facing the state's electricity, natural gas, and transportation fuel sectors and provides policy recommendations to conserve resources; protect the environment; ensure reliable, secure, and diverse energy supplies; enhance the state's economy; and protect public health and safety (Public Resources Code § 25301a]). The Energy Commission prepares these assessments and associated policy recommendations every two years, with updates in alternate years, as part of the Integrated Energy Policy Report.

The 2019 IEPR was adopted January 31, 2020, and continues to work towards improving electricity, natural gas, and transportation fuel energy use in California. The 2019 IEPR focuses on a variety of topics such as including the environmental performance of the electricity generation system, landscape-scale planning, the response to the gas leak at the Aliso Canyon natural gas storage facility, transportation fuel supply reliability issues, updates on Southern California electricity reliability, methane leakage, climate adaptation activities for the energy sector, climate and sea level rise scenarios, and the California Energy Demand Forecast (17). The 2020 IEPR Update is currently in progress but is not anticipated to be adopted until February 2021. *Electricity would be provided to the Project by SCE and natural gas is provided by SoCalGas. SCE's Clean Power and Electrification Pathway (CPEP) white paper and SoCalGas 2018 Corporate Sustainability Report builds on existing state programs and policies. As such, the Project is consistent with, and would not otherwise interfere with, nor obstruct implementation the goals presented in the 2019 IEPR.*

3.2.2 STATE OF CALIFORNIA ENERGY PLAN

The CEC is responsible for preparing the State Energy Plan, which identifies emerging trends related to energy supply, demand, conservation, public health and safety, and the maintenance of a healthy economy. The Plan calls for the state to assist in the transformation of the transportation system to improve air quality, reduce congestion, and increase the efficient use of fuel supplies with the least environmental and energy costs. To further this policy, the plan identifies several strategies, including assistance to public agencies and fleet operators and encouragement of urban designs that reduce VMT and accommodate pedestrian and bicycle access. *The Project site is located along major transportation corridors with proximate access to the Interstate freeway system. The site selected for the Project facilitates access, acts to reduce VMT by developing industrial uses on a business park-designated site. The Project therefore is consistent with, and would not otherwise interfere with, nor obstruct implementation of the State of California Energy Plan.*

3.2.3 CALIFORNIA CODE TITLE 24, PART 6, ENERGY EFFICIENCY STANDARDS

California Code of Regulations (CCR) Title 24 Part 6: California's Energy Efficiency Standards for Residential and Nonresidential Buildings, was first adopted in 1978 in response to a legislative

mandate to reduce California's energy consumption. The standards are updated periodically to allow consideration and possible incorporation of new energy efficient technologies and methods. Energy efficient buildings require less electricity; therefore, increased energy efficiency reduces fossil fuel consumption and decreases greenhouse gas (GHG) emissions. The 2019 version of Title 24 was adopted by the CEC and will become effective on January 1, 2020. The 2019 Title 24 standards go into effect on January 1, 2020 and are applicable to building permit applications submitted on or after that date. The 2019 Title 24 standards require solar PV systems for new homes, establish requirements for newly constructed healthcare facilities, encourage demand responsive technologies for residential buildings, update indoor and outdoor lighting for nonresidential buildings. The CEC anticipates that single-family homes built with the 2019 standards will use approximately 7% less energy compared to the residential homes built under the 2016 standards. Additionally, after implementation of solar PV systems, homes built under the 2019 standards will about 53% less energy than homes built under the 2016 standards. Nonresidential buildings will use approximately 30% less energy due to lighting upgrades (18). *The 2019 version of Title 24 was adopted by the California Energy Commission (CEC) and will become effective on January 1, 2020. It should be noted that the analysis herein assumes compliance with the 2019 Title 24 Standards.*

3.2.4 AB 1493 PAVLEY REGULATIONS AND FUEL EFFICIENCY STANDARDS.

California AB 1493, enacted on July 22, 2002, required ARB to develop and adopt regulations that reduce GHGs emitted by passenger vehicles and light duty trucks. Under this legislation, CARB adopted regulations to reduce GHG emissions from non-commercial passenger vehicles (cars and light-duty trucks). Although aimed at reducing GHG emissions, specifically, a co-benefit of the Pavley standards is an improvement in fuel efficiency and consequently a reduction in fuel consumption. *AB 1493 is not applicable to the Project as it is a statewide measure establishing vehicle emissions standards. No feature of the Project would interfere with implementation of the requirements under AB 1493.*

3.2.5 CALIFORNIA'S RENEWABLE PORTFOLIO STANDARD (RPS).

First established in 2002 under Senate Bill (SB) 1078, California's Renewable Portfolio Standards (RPS) requires retail sellers of electric services to increase procurement from eligible renewable resources to 33 percent of total retail sales by 2020 (19). *California's Renewable Portfolio Standard is not applicable to the Project as it is a statewide measure that establishes a renewable energy mix. No feature of the Project would interfere with implementation of the requirements under RPS.*

3.2.6 SB 350— CLEAN ENERGY AND POLLUTION REDUCTION ACT OF 2015.

In October 2015, the legislature approved, and the Governor signed SB 350, which reaffirms California's commitment to reducing its GHG emissions and addressing climate change. Key provisions include an increase in the renewables portfolio standard (RPS), higher energy efficiency requirements for buildings, initial strategies towards a regional electricity grid, and improved infrastructure for electric vehicle charging stations. Provisions for a 50 percent reduction in the use of petroleum statewide were removed from the Bill because of opposition

and concern that it would prevent the Bill's passage. Specifically, SB 350 requires the following to reduce statewide GHG emissions:

- Increase the amount of electricity procured from renewable energy sources from 33 percent to 50 percent by 2030, with interim targets of 40 percent by 2024, and 25 percent by 2027.
- Double the energy efficiency in existing buildings by 2030. This target will be achieved through the California Public Utility Commission (CPUC), the California Energy Commission (CEC), and local publicly owned utilities.
- Reorganize the Independent System Operator (ISO) to develop more regional electrify transmission markets and to improve accessibility in these markets, which will facilitate the growth of renewable energy markets in the western United States (California Leginfo 2015).

This measure is not directly applicable to development projects, but the proposed Project would use energy from Southern California Edison, which has committed to diversify its portfolio of energy sources by increasing energy from wind and solar sources.

This page intentionally left blank

4 PROJECT ENERGY DEMANDS AND ENERGY EFFICIENCY MEASURES

4.1 EVALUATION CRITERIA

In compliance with Appendix G of the *State CEQA Guidelines* (1), this report analyzes the project's anticipated energy use to determine if the Project would:

- Result in potentially significant environmental impact due to wasteful, inefficient, or unnecessary consumption of energy resources, during project construction or operation; or
- Conflict with or obstruct a state or local plan for renewable energy or energy efficiency

In addition, Appendix F of the *State CEQA Guidelines* (20), states that the means of achieving the goal of energy conservation includes the following:

- Decreasing overall per capita energy consumption;
- Decreasing reliance on fossil fuels such as coal, natural gas and oil; and
- Increasing reliance on renewable energy sources.

4.2 METHODOLOGY

Information from the California Emissions Estimator Model™ (CalEEMod) Version 2016.3.2 outputs for the *Katella Avenue Amazon Facility Air Quality Impact Analysis* (Urban Crossroads, Inc.) (AQIA) (21) was utilized in this analysis, detailing Project related construction equipment, transportation energy demands, and facility energy demands.

4.2.1 CALEEMOD

On October 17, 2017, the SCAQMD, in conjunction with the California Air Pollution Control Officers Association (CAPCOA) and other California air districts, released the latest version of the CalEEMod Version 2016.3.2. The purpose of this model is to calculate construction-source and operational-source criteria pollutants and GHG emissions from direct and indirect sources as well as energy usage. (22). Accordingly, the latest version of CalEEMod has been used to determine the proposed Project's anticipated transportation and facility energy demands. Output from the annual construction model runs are provided in Appendix 4.1 and Appendices 4.2 through 4.3 for annual operational emissions.

4.2.2 EMISSION FACTORS MODEL

On August 19, 2019, the EPA approved the 2017 version of the EMissions FACtor model (EMFAC) web database for use in State Implementation Plan and transportation conformity analyses. EMFAC2017 is a mathematical model that was developed to calculate emission rates, fuel consumption, VMT from motor vehicles that operate on highways, freeways, and local roads in California and is commonly used by the CARB to project changes in future emissions from on-road mobile sources (23). This energy study utilizes the different fuel types for each vehicle class from the annual EMFAC2017 emission inventory in order to derive the average vehicle fuel economy which is then used to determine the estimated annual fuel consumption associated

with vehicle usage during Project construction and operational activities. For purposes of analysis, the 2021 analysis year was utilized to determine the average vehicle fuel economy used throughout the duration of the Project.

4.2.3 CONSTRUCTION DURATION

The construction schedule utilized in the analysis, shown in Table 4-1, represents a "worst-case" analysis scenario should construction occur any time after the respective dates since emission factors for construction decrease as time passes and the analysis year increases due to emission regulations becoming more stringent[2]. The duration of construction activity and associated equipment represents a reasonable approximation of the expected construction fleet as required per *CEQA Guidelines*. The duration of construction activity was based on the 2021 Opening Year.

4.2.4 CONSTRUCTION EQUIPMENT

Site specific construction fleet may vary due to specific project needs at the time of construction. The associated construction equipment was generally based on CalEEMod defaults. A detailed summary of construction equipment assumptions by phase is provided at Table 4-2. Please refer to specific detailed modeling inputs/outputs contained in Appendix 4.1 of this energy study.

TABLE 4-1: CONSTRUCTION DURATION

Phase Name	Start Date	End Date	Days
Demolition	01/04/2021	01/29/2021	20
Site Preparation	01/30/2021	02/12/2021	10
Grading	02/13/2021	03/26/2021	30
Paving	03/27/2021	09/10/2021	120
Architectural Coating	07/18/2021	09/10/2021	40

Source: Construction activity based on the 2021 Opening Year.

[2] As shown in the CalEEMod User's Guide Version 2016.3.2, Section 4.3 "OFFROAD Equipment" as the analysis year increases, emission factors for the same equipment pieces decrease due to the natural turnover of older equipment being replaced by newer less polluting equipment and new regulatory requirements.

TABLE 4-2: CONSTRUCTION EQUIPMENT ASSUMPTIONS

Phase Name	Equipment	Amount	Hours Per Day
Demolition	Concrete/Industrial Saws	1	8
	Excavators	3	8
	Rubber Tired Dozers	2	8
Site Preparation	Crawler Tractors	4	8
	Rubber Tired Dozers	3	8
Grading	Crawler Tractors	2	8
	Excavators	2	8
	Graders	1	8
	Rubber Tired Dozers	1	8
	Scrapers	2	8
Paving	Pavers	2	8
	Paving Equipment	2	8
	Rollers	2	8
Architectural Coating	Air Compressors	1	8

Source: Construction equipment based on CalEEMod defaults.

4.3 CONSTRUCTION ENERGY DEMANDS

4.3.1 CONSTRUCTION EQUIPMENT ELECTRICITY USAGE ESTIMATES

The focus within this section is the energy implications of the construction process, specifically the power cost from on-site electricity consumption during construction of the proposed Project. As no detailed information has been provided, the construction power cost is based on the power cost per 1,000 sf of construction, the size of the proposed project, and the duration of construction. Based on the *2017 National Construction Estimator*, Richard Pray (2017) (24), the typical power cost per 1,000 square feet of construction per month is estimated to be $2.32. As previously stated, it is our understanding that the Project will occupy the existing 145,004 sf warehouse building located on the southern end of the site and provide parking for sprinter cargo vans/flex vehicles and employees of the facility as well as access to the truck docks on the north side of the building. Based on information provided in the AQIA, construction activities are anticipated to occur over the course of 8 months (21). Based on Table 4-3, the total power cost of the on-site electricity usage during the construction of the Project is estimated to be approximately $12,001.42.

The SCE's general service rate schedule were used to determine the Project's electrical usage. As of January 1, 2020, SCE's general service rate is $0.08 per kilowatt hours (kWh) of electricity for industrial services (25). Though no physical structure is anticipated, electricity usage related to construction of the Project was based on the calculated construction power cost (identified in

Table 4-3) and the SCE cost per kWh. This approach was taken in order to conservatively identify electricity usage from construction activities. As such, Table 4-4 identifies the total electricity usage from on-site Project construction related activities is estimated to be approximately 150,215 kWh.

TABLE 4-3: CONSTRUCTION POWER COST

Land Use	**Power Cost** (per 1,000 SF of construction per month)	**Size** (1,000 SF)	**Construction Duration** (months)	**Project Construction Power Cost**
Other Asphalt Surfaces	$2.32	335.028	8	$6,218.12
Parking Lot	$2.32	311.600	8	$5,783.30
			CONSTRUCTION POWER COST	***$12,001.42***

TABLE 4-4: CONSTRUCTION ELECTRICITY USAGE

Land Use	Cost per kWh	Project Construction Electricity Usage (kWh)
Other Asphalt Surfaces	$0.08	77,829
Parking Lot	$0.08	72,386
	CONSTURCTION ELECTRICTY USAGE (kWh)	***150,215***

4.3.2 CONSTRUCTION EQUIPMENT FUEL ESTIMATES

Fuel consumed by construction equipment would be the primary energy resource expended over the course of Project construction. Project construction activity timeline estimates, construction equipment schedules, equipment power ratings, load factors, and associated fuel consumption estimates are presented in Table 4-5. Eight-hour daily use of all equipment is assumed. The aggregate fuel consumption rate for all equipment is estimated at 18.5 horsepower hour per gallon (hp-hr-gal.), obtained from CARB 2018 Emissions Factors Tables and cited fuel consumption rate factors presented in Table D-24 of the Moyer guidelines (26). For the purposes of this analysis, the calculations are based on all construction equipment being diesel-powered which is standard practice consistent with industry standards. Diesel fuel would be supplied by existing commercial fuel providers serving the City and region.

As presented in Table 4-5, Project construction activities would consume an estimated 20,347 gallons of diesel fuel. Project construction would represent a “single-event” diesel fuel demand and would not require on-going or permanent commitment of diesel fuel resources for this purpose.

TABLE 4-5: CONSTRUCTION EQUIPMENT FUEL CONSUMPTION ESTIMATES

Activity/Duration	Equipment	HP Rating	Quantity	Usage Hours	Load Factor	HP-hrs/day	Total Fuel Consumption (gal. diesel fuel)
Demolition (20 days)	Concrete/Industrial Saws	81	1	8	0.73	473	511
	Excavators	158	3	8	0.38	1,441	1,558
	Rubber Tired Dozers	247	2	8	0.40	1,581	1,709
Site Preparation (10 days)	Crawler Tractors	212	4	8	0.43	2,917	1,577
	Rubber Tired Dozers	247	3	8	0.40	2,371	1,282
Grading (30 days)	Crawler Tractors	212	2	8	0.43	1,459	2,365
	Excavators	158	2	8	0.38	961	1,558
	Grading	187	1	8	0.41	613	995
	Rubber Tired Dozers	247	1	8	0.40	790	1,282
	Scrapers	367	2	8	0.48	2,819	4,571
Paving (20 days)	Pavers	130	2	8	0.42	874	944
	Paving Equipment	132	2	8	0.36	760	822
	Rollers	80	2	8	0.38	486	526
Architectural Coating (40 days)	Air Compressors	78	1	8	0.48	300	648
CONSTRUCTION FUEL DEMAND (GALLONS DIESEL FUEL)							***20,347***

4.3.3 CONSTRUCTION WORKER FUEL ESTIMATES

It is assumed that all construction worker trips are from light duty autos (LDA) along area roadways. With respect to estimated VMT for the Project, the construction worker trips would generate an estimated 74,088 VMT (21). Data regarding Project related construction worker trips were based on CalEEMod defaults utilized within the AQIA.

Vehicle fuel efficiencies for LDA were estimated using information generated within the 2017 version of the EMFAC developed by CARB. EMFAC2017 is a mathematical model that was developed to calculate emission rates, fuel consumption, and VMT from motor vehicles that operate on highways, freeways, and local roads in California and is commonly used by the CARB to project changes in future emissions from on-road mobile sources (23). EMFAC2017 was run for the LDA vehicle class within the California sub-area for the 2021 calendar year. Data from EMFAC2017 is shown in Appendix 4.4.

As generated by EMFAC2017, an aggregated fuel economy of LDAs ranging from model year 1974 to model year 2021 is estimated to have fuel efficiency of 31.62 miles per gallon (mpg). Table 4-6 provides an estimated annual fuel consumption resulting from LDAs related to the Project construction worker trips. Based on Table 4-6, it is estimated that 2,343 gallons of fuel will be consumed related to construction worker trips during full construction of the Project.

It should be noted that construction worker trips would represent a “single-event” gasoline fuel demand and would not require on-going or permanent commitment of fuel resources for this purpose.

TABLE 4-6: CONSTRUCTION WORKER FUEL CONSUMPTION ESTIMATES

Construction Activity	Worker Trips / Day	Trip Length (miles)	Vehicle Miles Traveled	Average Vehicle Fuel Economy (mpg)	Estimated Fuel Consumption (gallons)
2021					
Demolition (20 days)	15	14.7	4,410	31.62	139
Site Preparation (10 days)	18	14.7	2,646	31.62	84
Grading (30 days)	20	14.7	8,820	31.62	279
Paving (120 days)	15	14.7	26,460	31.62	837
Architectural Coating (40 days)	54	14.7	31,752	31.62	1,004
PROJECT CONSTRUCTION WORKER FUEL CONSUMPTION					***2,343***

4.3.4 CONSTRUCTION VENDOR/HAULING FUEL ESTIMATES

With respect to estimated VMT, the construction vendor trips would generate an estimated 1,638,600 VMT along area roadways for the Project (21). It is assumed that 100% of hauling trips are HHDTs. These assumptions are consistent with the CalEEMod defaults utilized within the

within the AQIA (21). Vehicle fuel efficiencies for HHDTs were estimated using information generated within EMFAC2017. EMFAC2017 was run for the HHDT vehicle classes within the California sub-area for the 2021 calendar year. Data from EMFAC2017 is shown in Appendix 4.4.

Table 4-7 shows the estimated fuel economy of HHDTs accessing the Project site. As generated by EMFAC2017, an aggregated fuel economy of HHDTs ranging from model year 1974 to model years 2021 is estimated to have a fuel efficiency of 6.21 mpg. Based on Table 4-7, fuel consumption from construction vendor and hauling trips (HHDTs) will total approximately 264,075 gallons.

TABLE 4-8: CONSTRUCTION VENDOR FUEL CONSUMPTION ESTIMATES – HHDT

Construction Activity	Vendor Trips / Day	Trip Length (miles)	Vehicle Miles Traveled	Average Vehicle Fuel Economy (mpg)	Estimated Fuel Consumption (gallons)
Hauling					
2021					
Demolition (20 days)	318	14.7	127,200	6.21	20,499
Grading (30 days)	2,519	14.7	1,511,400	6.21	243,576
				PROJECT HHDT TOTAL	***264,075***

It should be noted that Project construction vendor trips would represent a “single-event” diesel fuel demand and would not require on-going or permanent commitment of diesel fuel resources for this purpose.

4.3.5 CONSTRUCTION ENERGY EFFICIENCY/CONSERVATION MEASURES

The equipment used for Project construction would conform to CARB regulations and California emissions standards. There are no unusual Project characteristics or construction processes that would require the use of equipment that would be more energy intensive than is used for comparable activities; or equipment that would not conform to current emissions standards (and related fuel efficiencies). Equipment employed in construction of the Project would therefore not result in inefficient wasteful, or unnecessary consumption of fuel.

The Project would utilize construction contractors which practice compliance with applicable CARB regulation regarding retrofitting, repowering, or replacement of diesel off-road construction equipment. Additionally, CARB has adopted the Airborne Toxic Control Measure to limit heavy-duty diesel motor vehicle idling in order to reduce public exposure to diesel particulate matter and other Toxic Air Contaminants. Compliance with anti-idling and emissions regulations would result in a more efficient use of construction-related energy and the minimization or elimination of wasteful or unnecessary consumption of energy. Idling restrictions and the use of newer engines and equipment would result in less fuel combustion and energy consumption.

Additionally, certain incidental construction-source energy efficiencies would likely accrue through implementation of California regulations and best available control measures (BACM). More specifically, CCR Title 13, Motor Vehicles, section 2449(d)(3) Idling, limits idling times of construction vehicles to no more than five minutes, thereby precluding unnecessary and wasteful consumption of fuel due to unproductive idling of construction equipment. To this end, "grading plans shall reference the requirement that a sign shall be posted on-site stating that construction workers need to shut off engines at or before five minutes of idling." In this manner, construction equipment operators are informed that engines are to be turned off at or prior to five minutes of idling. Enforcement of idling limitations is realized through periodic site inspections conducted by City building officials, and/or in response to citizen complaints.

Indirectly, construction energy efficiencies and energy conservation would be achieved for the proposed development through energy efficiencies realized from bulk purchase, transport and use of construction materials.

A full analysis related to the energy needed to form construction materials is not included in this analysis due to a lack of detailed Project-specific information on construction materials. At this time, an analysis of the energy needed to create Project-related construction materials would be extremely speculative and thus has not been prepared.

In general, the construction processes promote conservation and efficient use of energy by reducing raw materials demands, with related reduction in energy demands associated with raw materials extraction, transportation, processing and refinement. Use of materials in bulk reduces energy demands associated with preparation and transport of construction materials as well as the transport and disposal of construction waste and solid waste in general, with corollary reduced demands on area landfill capacities and energy consumed by waste transport and landfill operations.

4.4 Operational Energy Demands

Energy consumption in support of or related to Project operations would include transportation energy demands (energy consumed by resident, employee, and patron vehicles accessing the Project site) and facilities energy demands (energy consumed by building operations and site maintenance activities).

4.4.1 Transportation Energy Demands

Energy that would be consumed by Project-generated traffic is a function of total VMT and estimated vehicle fuel economies of vehicles accessing the Project site.

Light-Duty Autos

With respect to estimated VMT, and based on the trip frequency and trip length methodologies cited in the Project's AQIA, the Project would generate an estimated 8,868,529 annual VMT along area roadways for all LDAs with full build-out of the Project (21). Table 4-8 provides an estimated range of annual fuel consumption resulting from Project generated LDAs. Based on Table 4-8, it is estimated that 280,500 gallons of fuel will be consumed from Project generated LDA trips.

TABLE 4-8: PROJECT-GENERATED LDA VEHICLE TRAFFIC ANNUAL FUEL CONSUMPTION

Annual VMT	Average Vehicle Fuel Economy (mpg)	Estimated Annual Fuel Consumption (gallons)
8,868,529	31.62	280,500

LIGHT-DUTY TRUCKS

With respect to estimated VMT, and based on the trip frequency and trip length methodologies cited in the Project's AQIA, the Project would generate an estimated 690,673 annual VMT along area roadways for all Light-Duty Trucks (LDT1)[3] vehicles with full build-out of the Project (21). Table 4-9 provides an estimated range of annual fuel consumption resulting from Project generated LDT1s. Based on Table 4-9, it is estimated that 25,805 gallons of fuel will be consumed from Project generated LDT1 trips.

TABLE 4-9: PROJECT-GENERATED LDT1 VEHICLE TRAFFIC ANNUAL FUEL CONSUMPTION

Annual VMT	Average Vehicle Fuel Economy (mpg)	Estimated Annual Fuel Consumption (gallons)
690,673	26.77	25,805

Additionally, the Project would generate an estimated 3,328,454 annual VMT along area roadways for all LDT2[4] vehicles with full build-out of the Project (21). Table 4-10 provides an estimated range of annual fuel consumption resulting from Project generated LDT2s. Based on Table 4-10, it is estimated that 135,388 gallons of fuel will be consumed from Project generated LDT2 trips.

TABLE 4-10: PROJECT-GENERATED LDT2 VEHICLE TRAFFIC ANNUAL FUEL CONSUMPTION

Annual VMT	Average Vehicle Fuel Economy (mpg)	Estimated Annual Fuel Consumption (gallons)
3,328,454	24.58	135,388

MEDIUM-DUTY TRUCKS

With respect to estimated VMT, and based on the trip frequency and trip length methodologies cited in the Project's AQIA, the Project would generate an estimated 1,807,505 annual VMT along area roadways for all Medium-Duty Trucks (MDV) vehicles with full build-out of the Project (21). Table 4-11 provides an estimated range of annual fuel consumption resulting from Project generated MDVs. Based on Table 4-11, it is estimated that 90,537 gallons of fuel will be consumed from Project generated MDV trips.

[3] Vehicles under the LDT1 category have a gross vehicle weight rating (GVWR) of less than 6,000 lbs. and equivalent test weight (ETW) of less than or equal to 3,750 lbs.

[4] Vehicles under the LDT2 category have a GVWR of less than 6,000 lbs. and ETW between 3,751 lbs. and 5,750 lbs.

TABLE 4-11: PROJECT-GENERATED MDV VEHICLE TRAFFIC ANNUAL FUEL CONSUMPTION

Annual VMT	Average Vehicle Fuel Economy (mpg)	Estimated Annual Fuel Consumption (gallons)
1,807,505	19.96	90,537

HEAVY-HEAVY DUTY TRUCKS

With respect to estimated VMT, and based on the trip frequency and trip length methodologies cited in the Project's AQIA, the Project would generate an estimated 844,503 annual VMT along area roadways for all HHDTs with full build-out of the Project (21). Table 4-12 provides an estimated range of annual fuel consumption resulting from Project generated HHDTs. Based on Table 4-12, it is estimated that 136,099 gallons of fuel will be consumed from Project generated HHDT trips.

TABLE 4-12: PROJECT-GENERATED HHDT TRAFFIC ANNUAL FUEL CONSUMPTION

Annual VMT	Average Vehicle Fuel Economy (mpg)	Estimated Annual Fuel Consumption (gallons)
844,503	6.21	136,099

As summarized on Table 4-13 the Project will result in 15,539,663 annual VMT and an estimated annual fuel consumption of 668,330 gallons of fuel.

TABLE 4-13: TOTAL PROJECT-GENERATED TRAFFIC ANNUAL FUEL CONSUMPTION (ALL VEHICLES)

Vehicle Type	Annual VMT	Estimated Annual Fuel Consumption (gallons)
LDA	8,868,529	280,500
LDT1	690,673	25,805
LDT2	3,328,454	135,388
MDV	1,807,505	90,537
HHDT	844,503	136,099
TOTAL (ALL VEHICLES)	***15,539,663***	***668,330***

4.4.2 FACILITY ENERGY DEMANDS

Energy use in buildings is divided into energy consumed by the built environment and energy consumed by uses that are independent of the construction of the building such as in plug-in appliances. In California, the California Building Standards Code Title 24 governs energy consumed by the built environment, mechanical systems, and some types of fixed lighting (27). Non-building energy use, or "plug-in" energy use can be further subdivided by specific end-use (refrigeration, cooking, appliances, etc.).

Project building operations and Project site maintenance activities would result in the consumption of natural gas and electricity. Natural gas would be supplied to the Project by

SoCalGas; electricity would be supplied to the Project by SCE. Annual natural gas and electricity demands of the Project are summarized in Table 4-14.

Energy use in buildings is divided into energy consumed by the built environment and energy consumed by uses that are independent of the construction of the building such as in plug-in appliances. In California, the California Building Standards Code Title 24 governs energy consumed by the built environment, mechanical systems, and some types of fixed lighting (27). Non-building energy use, or "plug-in" energy use can be further subdivided by specific end-use (refrigeration, cooking, appliances, etc.).

TABLE 4-14: PROJECT ANNUAL OPERATIONAL ENERGY DEMAND SUMMARY

Natural Gas Demand	kBTU/year
Other Asphalt Surfaces	0
Parking Lot	0
Amazon Facility	401,661
TOTAL PROJECT NATURAL GAS DEMAND	***401,661***
Electricity Demand	**kWh/year**
Other Asphalt Surfaces	0
Parking Lot	109,060
Amazon Facility	491,564
TOTAL PROJECT ELECTRICITY DEMAND	***600,624***

kBTU – kilo-British Thermal Units

4.4.3 Operational Energy Efficiency/Conservation Measures

Energy efficiency/energy conservation attributes of the Project would be complemented by increasingly stringent state and federal regulatory actions addressing vehicle fuel economies and vehicle emissions standards; and enhanced building/utilities energy efficiencies mandated under California building codes (e.g., Title24, California Green Building Standards Code).

It should also be noted that the Project would not result in a substantial increase in demand or transmission service, resulting in the need for new or expanded sources of energy supply or new or expanded energy delivery systems or infrastructure because it would be served by the existing electric utility lines in the Project vicinity.

Enhanced Vehicle Fuel Efficiencies

Project annual fuel consumption estimates presented previously in Tables 4-13 represent likely potential maximums that would occur for the Project. Under subsequent future conditions, average fuel economies of vehicles accessing the Project site can be expected to improve as older, less fuel-efficient vehicles are removed from circulation, and in response to fuel economy and emissions standards imposed on newer vehicles entering the circulation system.

4.5 SUMMARY

4.5.1 CONSTRUCTION ENERGY DEMANDS

The estimated power cost of on-site electricity usage during the construction of the Project is assumed to be around $4,500.53. Additionally, based on the assumed power cost, it is estimated that the total electricity usage during construction, after full Project build-, is calculated to be around 56,331 kWh.

Construction equipment used by the Project would result in single event consumption of approximately 20,347 gallons of diesel fuel. Construction equipment use of fuel would not be atypical for the type of construction proposed because there are no aspects of the Project's proposed construction process that are unusual or energy-intensive, and Project construction equipment would conform to the applicable CARB emissions standards, acting to promote equipment fuel efficiencies.

CCR Title 13, Title 13, Motor Vehicles, section 2449(d)(3) Idling, limits idling times of construction vehicles to no more than 5 minutes, thereby precluding unnecessary and wasteful consumption of fuel due to unproductive idling of construction equipment. BACMs inform construction equipment operators of this requirement. Enforcement of idling limitations is realized through periodic site inspections conducted by City building officials, and/or in response to citizen complaints.

Construction worker trips for full construction of the Project would result in the estimated fuel consumption of 1,646 gallons of fuel. Additionally, fuel consumption from construction vendor trips will total approximately 264,075 gallons. Diesel fuel would be supplied by City and regional commercial vendors. Indirectly, construction energy efficiencies and energy conservation would be achieved using bulk purchases, transport and use of construction materials. The 2019 IEPR released by the CEC has shown that fuel efficiencies are getting better within on and off-road vehicle engines due to more stringent government requirements (17). As supported by the preceding discussions, Project construction energy consumption would not be considered inefficient, wasteful, or otherwise unnecessary.

4.5.2 OPERATIONAL ENERGY DEMANDS

TRANSPORTATION ENERGY DEMANDS

Annual vehicular trips and related VMT generated by the operational of the Project would result in an estimated 280,500 gallons of fuel consumption per year for LDAs, 25,805 gallons of fuel of LDT1s, 135,388 gallons of fuel for LDT2s, 90,537 gallons for fuel for MDVs, and 136,099 gallons for fuel for HHDTs. The total estimated annual fuel consumption from Project generated VMT would result in a fuel demand 668,330 gallons of fuel.

Fuel would be provided by current and future commercial vendors. Trip generation and VMT generated by the Project are consistent with other industrial uses of similar scale and configuration, as reflected respectively in the Institute of Transportation Engineers (ITE) Trip Generation Manual (10th Ed., 2017); and CalEEMod. That is, the Project does not propose uses

or operations that would inherently result in excessive and wasteful vehicle trips and VMT, nor associated excess and wasteful vehicle energy consumption.

Enhanced fuel economies realized pursuant to federal and state regulatory actions, and related transition of vehicles to alternative energy sources (e.g., electricity, natural gas, biofuels, hydrogen cells) would likely decrease future gasoline fuel demands per VMT. Location of the Project proximate to regional and local roadway systems tends to reduce VMT within the region, acting to reduce regional vehicle energy demands. The Project would implement sidewalks, facilitating and encouraging pedestrian access. Facilitating pedestrian and bicycle access would reduce VMT and associated energy consumption. In compliance with the California Green Building Standards Code, the Project would promote the use of bicycles as an alternative mean of transportation by providing short-term and/or long-term bicycle parking accommodations. As supported by the preceding discussions, Project transportation energy consumption would not be considered inefficient, wasteful, or otherwise unnecessary.

FACILITY ENERGY DEMANDS

Project facility operational energy demands are estimated at: 401,661 kBTU/year of natural gas; and 600,624 kWh/year of electricity. Natural gas would be supplied to the Project by SoCalGas; electricity would be supplied by SCE. The Project proposes conventional industrial uses reflecting contemporary energy efficient/energy conserving designs and operational programs. Uses proposed by the Project are not inherently energy intensive, and the Project energy demands in total would be comparable to, or less than, other projects of similar scale and configuration.

Additionally, the Project is will be required to comply with the applicable Title 24 standards which will further ensure that the Project energy demands would not be inefficient, wasteful, or otherwise unnecessary.

This page intentionally left blank

5 CONCLUSIONS

5.1 ENERGY IMPACT 1

Result in potentially significant environmental impact due to wasteful, inefficient, or unnecessary consumption of energy resources, during project construction or operation.

As supported by the preceding analyses, Project construction and operations would not result in the inefficient, wasteful or unnecessary consumption of energy. Further, the energy demands of the Project can be accommodated within the context of available resources and energy delivery systems. The Project would therefore not cause or result in the need for additional energy producing or transmission facilities. The Project would not engage in wasteful or inefficient uses of energy and aims to achieve energy conservations goals within the State of California.

5.2 ENERGY IMPACT 2

Conflict with or obstruct a state or local plan for renewable energy or energy efficiency.

The proposed Project is subject to California Building Code requirements. New buildings must achieve compliance with 2019 Building and Energy Efficiency Standards and the 2019 California Green Building Standards requirements.

The Project would provide for, and promote, energy efficiencies equal to or beyond those required under other applicable federal and State of California standards and regulations, and in so doing would meet or exceed all California Building Standards Code Title 24 standards. Moreover, energy consumed by the Project's operation is calculated to be comparable to, or less than, energy consumed by other industrial uses of similar scale and intensity that are constructed and operating in California. On this basis, the Project would not result in the inefficient, wasteful, or unnecessary consumption of energy. Further, the Project would not cause or result in the need for additional energy producing facilities or energy delivery systems.

This page intentionally left blank

6 REFERENCES

1. **Association of Environmental Professionals.** *2018 CEQA California Environmental Quality Act.* 2018.
2. **Administration, U.S. Energy Information.** California State Profile and Energy Estimates. [Online] https://www.eia.gov/state/data.php?sid=CA#ConsumptionExpenditures.
3. **California Energy Commission.** *Transportation Energy Demand Forecast 2018-2030.* 2018.
4. **Alternate Fuels Data Center. *U.S. Department of Energy.* [Online] https://afdc.energy.gov/states/ca.**
5. **U.S. Energy Information Administration. California Energy Consumption by End-Use Sector. *California State Profile and Energy Estimates.* [Online] https://www.eia.gov/state/?sid=CA#tabs-2.**
6. **California Energy Commission. Total System Electric Generation. *CA.gov.* [Online] https://www.energy.ca.gov/almanac/electricity_data/total_system_power.html.**
7. **Jet fuel consumption, price, and expenditure estimates, 2017. *U.S. Energy Information Administration.* [Online] https://www.eia.gov/state/seds/data.php?incfile=/state/seds/sep_fuel/html/fuel_jf.html.**
8. **State Profile Data: California. *U.S. Energy and Information Administration.* [Online] https://www.eia.gov/state/data.php?sid=CA.**
9. **U.S. Energy Information Administration. State Profile and Energy Estimates. *Independent Statistics and Analysis.* [Online] http://www.eia.gov/state/?sid=CA#tabs2..**
10. **California Energy Commission. California Energy Almanac. *Utility Energy Supply Plans from 2013.* [Online] https://www.energy.ca.gov/almanac/electricity_data/s-2_supply_forms_2013/.**
11. **California ISO. Understanding the ISO. [Online] http://www.caiso.com/about/Pages/OurBusiness/UnderstandingtheISO/default.aspx.**
12. **Southern California Edison. 2018 Power Content Label. *Southern California Edison.* [Online] 2018. https://www.sce.com/sites/default/files/inline-files/2018SCEPCL.pdf.**
13. **California Public Utilities Commission. Natural Gas and California. [Online] http://www.cpuc.ca.gov/general.aspx?id=4802.**
14. **Department of Motor Vehicles. *State of California Department of Motor Vehicles Statistics For Publication January Through December 2017.* 2018.**
15. **U.S. Energy Information Administration. Use of Energy in the United States Explained Energy Use for Transportation. [Online] https://www.eia.gov/energyexplained/?page=us_energy_transportation.**
16. **—. Natural Gas Consumption by End Use. [Online] https://www.eia.gov/dnav/ng/ng_cons_sum_dcu_SCA_a.htm.**
17. **California Energy Commission Staff. 2019 Integrated Energy Policy Report Update. [Online] 2019. [Cited: March 26, 2020.] https://ww2.energy.ca.gov/2019_energypolicy/.**
18. **The California Energy Commission. 2019 Building Energy Efficiency Standards . *California Energy Commission.* [Online] 2018. https://www.energy.ca.gov/title24/2019standards/documents/2018_Title_24_2019_Building_Standards_FAQ.pdf.**

19. California Energy Commission. Renewables Portfolio Standard (RPS). [Online] 2002. http://www.energy.ca.gov/portfolio/.

20. State of California. *California Environmental Quality Act Guideline, California Public Resources Code, Title 14, Division 6, Chapter 3,.*

21. Urban Crossroads, Inc. *Katella Avenue Amazon Facility Air Quality Impact Analysis .* 2020.

22. California Air Pollution Control Officers Association (CAPCOA). California Emissions Estimator Model (CalEEMod). [Online] September 2016. www.caleemod.com.

23. California Department of Transportation. EMFAC Software. [Online] http://www.dot.ca.gov/hq/env/air/pages/emfac.htm.

24. Pray, Richard. *2017 National Construction Estimator.* Carlsbad : Craftsman Book Company, 2017.

25. Southern California Edison. Schedule GS-1 General Service. *Regulatory Information - Rates Pricing.* [Online] https://library.sce.com/content/dam/sce-doclib/public/regulatory/tariff/electric/schedules/general-service-&-industrial-rates/ELECTRIC_SCHEDULES_GS-1.pdf.

26. California Air Resources Board. *Methods to Find the Cost-Effectiveness of Funding Air Quality Projects For Evaluating Motor Vehicle Registration Fee Projects And Congestion Mitigation and Air Quality Improvement (CMAQ) Projects, Emission Factor Tables.* 2018.

27. State of California. Title 24, Part 6, of the California Code of Regulations. *California's Energy Efficiency Standards for Residential and Nonresidential Buildings.* [Online] http://www.energy.ca.gov/title24/.

This page intentionally left blank

7 CERTIFICATIONS

The contents of this energy analysis report represent an accurate depiction of the environmental impacts associated with the proposed Katella Avenue Amazon Facility. The information contained in this energy analysis report is based on the best available data at the time of preparation. If you have any questions, please contact me directly at (949) 336-5987.

Haseeb Qureshi
Associate Principal
URBAN CROSSROADS, INC.
260 E. Baker St., Suite 200
Costa Mesa, CA 92626
(949) 336-5987
hqureshi@urbanxroads.com

EDUCATION

Master of Science in Environmental Studies
California State University, Fullerton • May 2010

Bachelor of Arts in Environmental Analysis and Design
University of California, Irvine • June 2006

PROFESSIONAL AFFILIATIONS

AEP – Association of Environmental Planners
AWMA – Air and Waste Management Association
ASTM – American Society for Testing and Materials

PROFESSIONAL CERTIFICATIONS

Planned Communities and Urban Infill – Urban Land Institute • June 2011
Indoor Air Quality and Industrial Hygiene – EMSL Analytical • April 2008
Principles of Ambient Air Monitoring – California Air Resources Board • August 2007
AB2588 Regulatory Standards – Trinity Consultants • November 2006
Air Dispersion Modeling – Lakes Environmental • June 2006

This page intentionally left blank

APPENDIX 4.1:

CALEEMOD PROJECT ANNUAL CONSTRUCTION EMISSIONS MODEL OUTPUTS

Katella Avenue - Amazon Option (Construciton - Unmitigated)

Orange County, Annual

1.0 Project Characteristics

1.1 Land Usage

Land Uses	Size	Metric	Lot Acreage	Floor Surface Area	Population
Other Asphalt Surfaces	335.03	1000sqft	7.69	335,028.00	0
Parking Lot	779.00	Space	7.15	311,600.00	0

1.2 Other Project Characteristics

Urbanization	Urban	**Wind Speed (m/s)**	2.2	**Precipitation Freq (Days)**	30
Climate Zone	8			**Operational Year**	2021
Utility Company	Southern California Edison				
CO2 Intensity (lb/MWhr)	702.44	**CH4 Intensity (lb/MWhr)**	0.029	**N2O Intensity (lb/MWhr)**	0.006

1.3 User Entered Comments & Non-Default Data

Katella Avenue - Amazon Option (Construciton - Unmitigated) - Orange County, Annual

Project Characteristics -

Land Use - Total Project Area (not including existing structures that will not be demolished) is approximately 14.84 acres.

Construction Phase - Construction Scheduled adjusted to meet the 2021 Opening Year.

Off-road Equipment - Hours are based on an 8-hour workday.

Off-road Equipment - Crawler Tractors used in lieu of Tractors/Loaders/Backhoes.

Off-road Equipment - Crawler Tractors used in lieu of Tractors/Loaders/Backhoes.

Off-road Equipment -

Off-road Equipment - Crawler Tractors used in lieu of Tractors/Loaders/Backhoes.

Demolition -

Grading - As a conservative measure, it is assumed that a maximum of 5 acres will be disturbed per day during Site Preparation and Grading activities.

Vehicle Trips - Construction Run Only.

Vehicle Emission Factors - EMFAC2017

Vehicle Emission Factors - EMFAC2017

Vehicle Emission Factors - EMFAC2017

Energy Use - Construction Run Only.

Construction Off-road Equipment Mitigation - Rule 403

Table Name	Column Name	Default Value	New Value
tblConstructionPhase	NumDays	20.00	40.00
tblConstructionPhase	NumDays	20.00	120.00
tblEnergyUse	LightingElect	0.35	0.00
tblGrading	AcresOfGrading	105.00	150.00
tblGrading	AcresOfGrading	20.00	50.00
tblGrading	MaterialImported	0.00	20,153.00
tblLandUse	LotAcreage	7.01	7.15
tblOffRoadEquipment	OffRoadEquipmentUnitAmount	2.00	0.00
tblOffRoadEquipment	OffRoadEquipmentUnitAmount	4.00	0.00

tblOffRoadEquipment	UsageHours	6.00	8.00
tblVehicleEF	HHD	0.63	0.03
tblVehicleEF	HHD	0.16	0.14
tblVehicleEF	HHD	0.08	1.0000e-006
tblVehicleEF	HHD	2.36	5.39
tblVehicleEF	HHD	1.29	0.84
tblVehicleEF	HHD	3.99	0.01
tblVehicleEF	HHD	4,116.44	1,057.87
tblVehicleEF	HHD	1,683.99	1,517.44
tblVehicleEF	HHD	12.64	0.09
tblVehicleEF	HHD	20.04	5.92
tblVehicleEF	HHD	3.96	3.93
tblVehicleEF	HHD	0.02	8.4880e-003
tblVehicleEF	HHD	0.06	0.06
tblVehicleEF	HHD	0.03	0.04
tblVehicleEF	HHD	0.02	0.05
tblVehicleEF	HHD	1.1600e-004	1.0000e-006
tblVehicleEF	HHD	0.02	8.1210e-003
tblVehicleEF	HHD	0.03	0.03
tblVehicleEF	HHD	8.6750e-003	8.7680e-003
tblVehicleEF	HHD	0.02	0.05
tblVehicleEF	HHD	1.0700e-004	1.0000e-006
tblVehicleEF	HHD	1.1800e-004	6.0000e-006
tblVehicleEF	HHD	4.9160e-003	2.4300e-004
tblVehicleEF	HHD	0.57	0.41
tblVehicleEF	HHD	8.9000e-005	4.0000e-006
tblVehicleEF	HHD	0.13	0.12

tblVehicleEF	HHD	4.6300e-004	1.1210e-003
tblVehicleEF	HHD	0.10	4.0000e-006
tblVehicleEF	HHD	0.04	9.6940e-003
tblVehicleEF	HHD	0.02	0.01
tblVehicleEF	HHD	1.9200e-004	1.0000e-006
tblVehicleEF	HHD	1.1800e-004	6.0000e-006
tblVehicleEF	HHD	4.9160e-003	2.4300e-004
tblVehicleEF	HHD	0.68	0.48
tblVehicleEF	HHD	8.9000e-005	4.0000e-006
tblVehicleEF	HHD	0.31	0.27
tblVehicleEF	HHD	4.6300e-004	1.1210e-003
tblVehicleEF	HHD	0.11	5.0000e-006
tblVehicleEF	HHD	0.59	0.03
tblVehicleEF	HHD	0.16	0.14
tblVehicleEF	HHD	0.08	1.0000e-006
tblVehicleEF	HHD	1.72	5.25
tblVehicleEF	HHD	1.30	0.84
tblVehicleEF	HHD	3.80	0.01
tblVehicleEF	HHD	4,359.67	1,057.02
tblVehicleEF	HHD	1,683.99	1,517.44
tblVehicleEF	HHD	12.64	0.09
tblVehicleEF	HHD	20.68	5.78
tblVehicleEF	HHD	3.75	3.72
tblVehicleEF	HHD	0.02	7.8070e-003
tblVehicleEF	HHD	0.06	0.06
tblVehicleEF	HHD	0.03	0.04
tblVehicleEF	HHD	0.02	0.05

tblVehicleEF	HHD	1.1600e-004	1.0000e-006
tblVehicleEF	HHD	0.02	7.4700e-003
tblVehicleEF	HHD	0.03	0.03
tblVehicleEF	HHD	8.6750e-003	8.7680e-003
tblVehicleEF	HHD	0.02	0.05
tblVehicleEF	HHD	1.0700e-004	1.0000e-006
tblVehicleEF	HHD	1.6900e-004	9.0000e-006
tblVehicleEF	HHD	5.0090e-003	2.4600e-004
tblVehicleEF	HHD	0.54	0.43
tblVehicleEF	HHD	1.2500e-004	6.0000e-006
tblVehicleEF	HHD	0.13	0.12
tblVehicleEF	HHD	4.4900e-004	1.1010e-003
tblVehicleEF	HHD	0.09	4.0000e-006
tblVehicleEF	HHD	0.04	9.6850e-003
tblVehicleEF	HHD	0.02	0.01
tblVehicleEF	HHD	1.8900e-004	1.0000e-006
tblVehicleEF	HHD	1.6900e-004	9.0000e-006
tblVehicleEF	HHD	5.0090e-003	2.4600e-004
tblVehicleEF	HHD	0.64	0.50
tblVehicleEF	HHD	1.2500e-004	6.0000e-006
tblVehicleEF	HHD	0.31	0.27
tblVehicleEF	HHD	4.4900e-004	1.1010e-003
tblVehicleEF	HHD	0.10	4.0000e-006
tblVehicleEF	HHD	0.68	0.02
tblVehicleEF	HHD	0.16	5.0360e-003
tblVehicleEF	HHD	0.08	1.0000e-006
tblVehicleEF	HHD	3.25	5.42

tblVehicleEF	HHD	1.29	0.46
tblVehicleEF	HHD	4.03	0.01
tblVehicleEF	HHD	3,780.54	1,027.42
tblVehicleEF	HHD	1,683.99	1,421.63
tblVehicleEF	HHD	12.64	0.09
tblVehicleEF	HHD	19.16	5.92
tblVehicleEF	HHD	3.89	3.78
tblVehicleEF	HHD	0.02	8.9820e-003
tblVehicleEF	HHD	0.06	0.06
tblVehicleEF	HHD	0.03	0.03
tblVehicleEF	HHD	0.02	0.05
tblVehicleEF	HHD	1.1600e-004	1.0000e-006
tblVehicleEF	HHD	0.02	8.5930e-003
tblVehicleEF	HHD	0.03	0.03
tblVehicleEF	HHD	8.6750e-003	8.5160e-003
tblVehicleEF	HHD	0.02	0.05
tblVehicleEF	HHD	1.0700e-004	1.0000e-006
tblVehicleEF	HHD	1.1700e-004	6.0000e-006
tblVehicleEF	HHD	5.3110e-003	2.7000e-004
tblVehicleEF	HHD	0.61	0.39
tblVehicleEF	HHD	9.0000e-005	4.0000e-006
tblVehicleEF	HHD	0.13	0.11
tblVehicleEF	HHD	5.0200e-004	1.1940e-003
tblVehicleEF	HHD	0.10	4.0000e-006
tblVehicleEF	HHD	0.03	9.7070e-003
tblVehicleEF	HHD	0.02	0.01
tblVehicleEF	HHD	1.9300e-004	1.0000e-006

tblVehicleEF	HHD	1.1700e-004	6.0000e-006
tblVehicleEF	HHD	5.3110e-003	2.7000e-004
tblVehicleEF	HHD	0.73	0.44
tblVehicleEF	HHD	9.0000e-005	4.0000e-006
tblVehicleEF	HHD	0.31	0.12
tblVehicleEF	HHD	5.0200e-004	1.1940e-003
tblVehicleEF	HHD	0.11	5.0000e-006
tblVehicleEF	LDA	4.3340e-003	2.6620e-003
tblVehicleEF	LDA	5.1760e-003	0.05
tblVehicleEF	LDA	0.58	0.68
tblVehicleEF	LDA	1.10	2.11
tblVehicleEF	LDA	263.86	265.52
tblVehicleEF	LDA	58.33	54.23
tblVehicleEF	LDA	0.05	0.04
tblVehicleEF	LDA	1.9130e-003	1.6720e-003
tblVehicleEF	LDA	2.2790e-003	1.9250e-003
tblVehicleEF	LDA	1.7630e-003	1.5400e-003
tblVehicleEF	LDA	2.0960e-003	1.7700e-003
tblVehicleEF	LDA	0.04	0.05
tblVehicleEF	LDA	0.09	0.10
tblVehicleEF	LDA	0.03	0.05
tblVehicleEF	LDA	0.01	0.01
tblVehicleEF	LDA	0.04	0.21
tblVehicleEF	LDA	0.07	0.23
tblVehicleEF	LDA	2.6420e-003	2.6270e-003
tblVehicleEF	LDA	6.0200e-004	5.3700e-004
tblVehicleEF	LDA	0.04	0.05

tblVehicleEF	LDA	0.09	0.10
tblVehicleEF	LDA	0.03	0.05
tblVehicleEF	LDA	0.02	0.01
tblVehicleEF	LDA	0.04	0.21
tblVehicleEF	LDA	0.08	0.25
tblVehicleEF	LDA	4.5760e-003	2.8320e-003
tblVehicleEF	LDA	4.6500e-003	0.05
tblVehicleEF	LDA	0.63	0.74
tblVehicleEF	LDA	0.95	1.82
tblVehicleEF	LDA	274.96	276.40
tblVehicleEF	LDA	58.33	53.69
tblVehicleEF	LDA	0.04	0.03
tblVehicleEF	LDA	1.9130e-003	1.6720e-003
tblVehicleEF	LDA	2.2790e-003	1.9250e-003
tblVehicleEF	LDA	1.7630e-003	1.5400e-003
tblVehicleEF	LDA	2.0960e-003	1.7700e-003
tblVehicleEF	LDA	0.05	0.07
tblVehicleEF	LDA	0.09	0.10
tblVehicleEF	LDA	0.05	0.07
tblVehicleEF	LDA	0.01	0.01
tblVehicleEF	LDA	0.04	0.19
tblVehicleEF	LDA	0.06	0.21
tblVehicleEF	LDA	2.7540e-003	2.7340e-003
tblVehicleEF	LDA	5.9900e-004	5.3100e-004
tblVehicleEF	LDA	0.05	0.07
tblVehicleEF	LDA	0.09	0.10
tblVehicleEF	LDA	0.05	0.07

tblVehicleEF	LDA	0.02	0.02
tblVehicleEF	LDA	0.04	0.19
tblVehicleEF	LDA	0.07	0.23
tblVehicleEF	LDA	4.2520e-003	2.6080e-003
tblVehicleEF	LDA	5.2830e-003	0.05
tblVehicleEF	LDA	0.56	0.65
tblVehicleEF	LDA	1.13	2.18
tblVehicleEF	LDA	259.76	261.50
tblVehicleEF	LDA	58.33	54.34
tblVehicleEF	LDA	0.05	0.04
tblVehicleEF	LDA	1.9130e-003	1.6720e-003
tblVehicleEF	LDA	2.2790e-003	1.9250e-003
tblVehicleEF	LDA	1.7630e-003	1.5400e-003
tblVehicleEF	LDA	2.0960e-003	1.7700e-003
tblVehicleEF	LDA	0.04	0.05
tblVehicleEF	LDA	0.10	0.10
tblVehicleEF	LDA	0.03	0.05
tblVehicleEF	LDA	0.01	0.01
tblVehicleEF	LDA	0.04	0.23
tblVehicleEF	LDA	0.07	0.23
tblVehicleEF	LDA	2.6010e-003	2.5870e-003
tblVehicleEF	LDA	6.0200e-004	5.3800e-004
tblVehicleEF	LDA	0.04	0.05
tblVehicleEF	LDA	0.10	0.10
tblVehicleEF	LDA	0.03	0.05
tblVehicleEF	LDA	0.02	0.01
tblVehicleEF	LDA	0.04	0.23

tblVehicleEF	LDA	0.08	0.26
tblVehicleEF	LDT1	9.9920e-003	6.2080e-003
tblVehicleEF	LDT1	0.01	0.07
tblVehicleEF	LDT1	1.19	1.26
tblVehicleEF	LDT1	2.74	2.32
tblVehicleEF	LDT1	324.21	313.05
tblVehicleEF	LDT1	71.81	65.11
tblVehicleEF	LDT1	0.11	0.10
tblVehicleEF	LDT1	2.5570e-003	2.3060e-003
tblVehicleEF	LDT1	3.2780e-003	2.6450e-003
tblVehicleEF	LDT1	2.3530e-003	2.1220e-003
tblVehicleEF	LDT1	3.0150e-003	2.4330e-003
tblVehicleEF	LDT1	0.12	0.12
tblVehicleEF	LDT1	0.25	0.19
tblVehicleEF	LDT1	0.10	0.11
tblVehicleEF	LDT1	0.02	0.03
tblVehicleEF	LDT1	0.16	0.66
tblVehicleEF	LDT1	0.19	0.36
tblVehicleEF	LDT1	3.2560e-003	3.0980e-003
tblVehicleEF	LDT1	7.6600e-004	6.4400e-004
tblVehicleEF	LDT1	0.12	0.12
tblVehicleEF	LDT1	0.25	0.19
tblVehicleEF	LDT1	0.10	0.11
tblVehicleEF	LDT1	0.04	0.04
tblVehicleEF	LDT1	0.16	0.66
tblVehicleEF	LDT1	0.21	0.40
tblVehicleEF	LDT1	0.01	6.5570e-003

tblVehicleEF	LDT1	0.01	0.07
tblVehicleEF	LDT1	1.28	1.36
tblVehicleEF	LDT1	2.36	2.00
tblVehicleEF	LDT1	337.31	324.18
tblVehicleEF	LDT1	71.81	64.47
tblVehicleEF	LDT1	0.10	0.09
tblVehicleEF	LDT1	2.5570e-003	2.3060e-003
tblVehicleEF	LDT1	3.2780e-003	2.6450e-003
tblVehicleEF	LDT1	2.3530e-003	2.1220e-003
tblVehicleEF	LDT1	3.0150e-003	2.4330e-003
tblVehicleEF	LDT1	0.17	0.18
tblVehicleEF	LDT1	0.26	0.20
tblVehicleEF	LDT1	0.14	0.15
tblVehicleEF	LDT1	0.03	0.03
tblVehicleEF	LDT1	0.14	0.61
tblVehicleEF	LDT1	0.17	0.32
tblVehicleEF	LDT1	3.3880e-003	3.2080e-003
tblVehicleEF	LDT1	7.5900e-004	6.3800e-004
tblVehicleEF	LDT1	0.17	0.18
tblVehicleEF	LDT1	0.26	0.20
tblVehicleEF	LDT1	0.14	0.15
tblVehicleEF	LDT1	0.04	0.04
tblVehicleEF	LDT1	0.14	0.61
tblVehicleEF	LDT1	0.19	0.36
tblVehicleEF	LDT1	9.8200e-003	6.0950e-003
tblVehicleEF	LDT1	0.01	0.07
tblVehicleEF	LDT1	1.16	1.22

tblVehicleEF	LDT1	2.82	2.40
tblVehicleEF	LDT1	319.38	308.94
tblVehicleEF	LDT1	71.81	65.25
tblVehicleEF	LDT1	0.11	0.10
tblVehicleEF	LDT1	2.5570e-003	2.3060e-003
tblVehicleEF	LDT1	3.2780e-003	2.6450e-003
tblVehicleEF	LDT1	2.3530e-003	2.1220e-003
tblVehicleEF	LDT1	3.0150e-003	2.4330e-003
tblVehicleEF	LDT1	0.12	0.13
tblVehicleEF	LDT1	0.29	0.22
tblVehicleEF	LDT1	0.10	0.11
tblVehicleEF	LDT1	0.02	0.03
tblVehicleEF	LDT1	0.18	0.78
tblVehicleEF	LDT1	0.19	0.37
tblVehicleEF	LDT1	3.2070e-003	3.0570e-003
tblVehicleEF	LDT1	7.6700e-004	6.4600e-004
tblVehicleEF	LDT1	0.12	0.13
tblVehicleEF	LDT1	0.29	0.22
tblVehicleEF	LDT1	0.10	0.11
tblVehicleEF	LDT1	0.04	0.04
tblVehicleEF	LDT1	0.18	0.78
tblVehicleEF	LDT1	0.21	0.41
tblVehicleEF	LDT2	5.7840e-003	4.0560e-003
tblVehicleEF	LDT2	6.6620e-003	0.07
tblVehicleEF	LDT2	0.74	0.91
tblVehicleEF	LDT2	1.41	2.69
tblVehicleEF	LDT2	369.26	341.01

tblVehicleEF	LDT2	81.71	71.31
tblVehicleEF	LDT2	0.07	0.07
tblVehicleEF	LDT2	1.8090e-003	1.6370e-003
tblVehicleEF	LDT2	2.1990e-003	1.8210e-003
tblVehicleEF	LDT2	1.6640e-003	1.5060e-003
tblVehicleEF	LDT2	2.0220e-003	1.6740e-003
tblVehicleEF	LDT2	0.05	0.07
tblVehicleEF	LDT2	0.11	0.12
tblVehicleEF	LDT2	0.05	0.08
tblVehicleEF	LDT2	0.01	0.02
tblVehicleEF	LDT2	0.06	0.39
tblVehicleEF	LDT2	0.09	0.32
tblVehicleEF	LDT2	3.6980e-003	3.3740e-003
tblVehicleEF	LDT2	8.4100e-004	7.0600e-004
tblVehicleEF	LDT2	0.05	0.07
tblVehicleEF	LDT2	0.11	0.12
tblVehicleEF	LDT2	0.05	0.08
tblVehicleEF	LDT2	0.02	0.02
tblVehicleEF	LDT2	0.06	0.39
tblVehicleEF	LDT2	0.10	0.35
tblVehicleEF	LDT2	6.1050e-003	4.3050e-003
tblVehicleEF	LDT2	5.9960e-003	0.06
tblVehicleEF	LDT2	0.80	0.99
tblVehicleEF	LDT2	1.22	2.32
tblVehicleEF	LDT2	384.42	352.00
tblVehicleEF	LDT2	81.71	70.61
tblVehicleEF	LDT2	0.06	0.06

tblVehicleEF	LDT2	1.8090e-003	1.6370e-003
tblVehicleEF	LDT2	2.1990e-003	1.8210e-003
tblVehicleEF	LDT2	1.6640e-003	1.5060e-003
tblVehicleEF	LDT2	2.0220e-003	1.6740e-003
tblVehicleEF	LDT2	0.07	0.11
tblVehicleEF	LDT2	0.11	0.13
tblVehicleEF	LDT2	0.07	0.10
tblVehicleEF	LDT2	0.02	0.02
tblVehicleEF	LDT2	0.05	0.36
tblVehicleEF	LDT2	0.08	0.29
tblVehicleEF	LDT2	3.8500e-003	3.4820e-003
tblVehicleEF	LDT2	8.3800e-004	6.9900e-004
tblVehicleEF	LDT2	0.07	0.11
tblVehicleEF	LDT2	0.11	0.13
tblVehicleEF	LDT2	0.07	0.10
tblVehicleEF	LDT2	0.02	0.02
tblVehicleEF	LDT2	0.05	0.36
tblVehicleEF	LDT2	0.09	0.31
tblVehicleEF	LDT2	5.6750e-003	3.9780e-003
tblVehicleEF	LDT2	6.7990e-003	0.07
tblVehicleEF	LDT2	0.72	0.88
tblVehicleEF	LDT2	1.45	2.77
tblVehicleEF	LDT2	363.66	336.95
tblVehicleEF	LDT2	81.71	71.46
tblVehicleEF	LDT2	0.07	0.07
tblVehicleEF	LDT2	1.8090e-003	1.6370e-003
tblVehicleEF	LDT2	2.1990e-003	1.8210e-003

tblVehicleEF	LDT2	1.6640e-003	1.5060e-003
tblVehicleEF	LDT2	2.0220e-003	1.6740e-003
tblVehicleEF	LDT2	0.04	0.07
tblVehicleEF	LDT2	0.11	0.13
tblVehicleEF	LDT2	0.05	0.08
tblVehicleEF	LDT2	0.01	0.02
tblVehicleEF	LDT2	0.07	0.46
tblVehicleEF	LDT2	0.09	0.33
tblVehicleEF	LDT2	3.6420e-003	3.3340e-003
tblVehicleEF	LDT2	8.4100e-004	7.0700e-004
tblVehicleEF	LDT2	0.04	0.07
tblVehicleEF	LDT2	0.11	0.13
tblVehicleEF	LDT2	0.05	0.08
tblVehicleEF	LDT2	0.02	0.02
tblVehicleEF	LDT2	0.07	0.46
tblVehicleEF	LDT2	0.10	0.36
tblVehicleEF	LHD1	5.7990e-003	5.8180e-003
tblVehicleEF	LHD1	0.01	5.0100e-003
tblVehicleEF	LHD1	0.02	0.02
tblVehicleEF	LHD1	0.15	0.19
tblVehicleEF	LHD1	0.78	0.57
tblVehicleEF	LHD1	2.55	1.09
tblVehicleEF	LHD1	9.03	9.05
tblVehicleEF	LHD1	603.73	667.72
tblVehicleEF	LHD1	33.13	12.41
tblVehicleEF	LHD1	0.08	0.06
tblVehicleEF	LHD1	1.27	0.81

tblVehicleEF	LHD1	8.6000e-004	7.5600e-004
tblVehicleEF	LHD1	0.01	9.6460e-003
tblVehicleEF	LHD1	0.01	7.2150e-003
tblVehicleEF	LHD1	9.1700e-004	2.5500e-004
tblVehicleEF	LHD1	8.2300e-004	7.2300e-004
tblVehicleEF	LHD1	2.5110e-003	2.4120e-003
tblVehicleEF	LHD1	9.9290e-003	6.8770e-003
tblVehicleEF	LHD1	8.4300e-004	2.3500e-004
tblVehicleEF	LHD1	2.8210e-003	2.2570e-003
tblVehicleEF	LHD1	0.10	0.07
tblVehicleEF	LHD1	0.02	0.02
tblVehicleEF	LHD1	1.7870e-003	1.4220e-003
tblVehicleEF	LHD1	0.06	0.05
tblVehicleEF	LHD1	0.28	0.47
tblVehicleEF	LHD1	0.27	0.08
tblVehicleEF	LHD1	9.1000e-005	8.8000e-005
tblVehicleEF	LHD1	5.9280e-003	6.5210e-003
tblVehicleEF	LHD1	3.7900e-004	1.2300e-004
tblVehicleEF	LHD1	2.8210e-003	2.2570e-003
tblVehicleEF	LHD1	0.10	0.07
tblVehicleEF	LHD1	0.02	0.03
tblVehicleEF	LHD1	1.7870e-003	1.4220e-003
tblVehicleEF	LHD1	0.08	0.06
tblVehicleEF	LHD1	0.28	0.47
tblVehicleEF	LHD1	0.29	0.09
tblVehicleEF	LHD1	5.7990e-003	5.8300e-003
tblVehicleEF	LHD1	0.01	5.0980e-003

tblVehicleEF	LHD1	0.02	0.02
tblVehicleEF	LHD1	0.15	0.19
tblVehicleEF	LHD1	0.79	0.58
tblVehicleEF	LHD1	2.44	1.04
tblVehicleEF	LHD1	9.03	9.05
tblVehicleEF	LHD1	603.73	667.74
tblVehicleEF	LHD1	33.13	12.33
tblVehicleEF	LHD1	0.08	0.06
tblVehicleEF	LHD1	1.19	0.76
tblVehicleEF	LHD1	8.6000e-004	7.5600e-004
tblVehicleEF	LHD1	0.01	9.6460e-003
tblVehicleEF	LHD1	0.01	7.2150e-003
tblVehicleEF	LHD1	9.1700e-004	2.5500e-004
tblVehicleEF	LHD1	8.2300e-004	7.2300e-004
tblVehicleEF	LHD1	2.5110e-003	2.4120e-003
tblVehicleEF	LHD1	9.9290e-003	6.8770e-003
tblVehicleEF	LHD1	8.4300e-004	2.3500e-004
tblVehicleEF	LHD1	3.9390e-003	3.1600e-003
tblVehicleEF	LHD1	0.10	0.07
tblVehicleEF	LHD1	0.02	0.02
tblVehicleEF	LHD1	2.4300e-003	1.9450e-003
tblVehicleEF	LHD1	0.06	0.05
tblVehicleEF	LHD1	0.27	0.45
tblVehicleEF	LHD1	0.26	0.08
tblVehicleEF	LHD1	9.1000e-005	8.8000e-005
tblVehicleEF	LHD1	5.9280e-003	6.5210e-003
tblVehicleEF	LHD1	3.7700e-004	1.2200e-004

tblVehicleEF	LHD1	3.9390e-003	3.1600e-003
tblVehicleEF	LHD1	0.10	0.07
tblVehicleEF	LHD1	0.02	0.03
tblVehicleEF	LHD1	2.4300e-003	1.9450e-003
tblVehicleEF	LHD1	0.08	0.06
tblVehicleEF	LHD1	0.27	0.45
tblVehicleEF	LHD1	0.28	0.08
tblVehicleEF	LHD1	5.7990e-003	5.8160e-003
tblVehicleEF	LHD1	0.01	4.9860e-003
tblVehicleEF	LHD1	0.02	0.02
tblVehicleEF	LHD1	0.15	0.19
tblVehicleEF	LHD1	0.77	0.57
tblVehicleEF	LHD1	2.56	1.09
tblVehicleEF	LHD1	9.03	9.05
tblVehicleEF	LHD1	603.73	667.72
tblVehicleEF	LHD1	33.13	12.42
tblVehicleEF	LHD1	0.08	0.06
tblVehicleEF	LHD1	1.24	0.80
tblVehicleEF	LHD1	8.6000e-004	7.5600e-004
tblVehicleEF	LHD1	0.01	9.6460e-003
tblVehicleEF	LHD1	0.01	7.2150e-003
tblVehicleEF	LHD1	9.1700e-004	2.5500e-004
tblVehicleEF	LHD1	8.2300e-004	7.2300e-004
tblVehicleEF	LHD1	2.5110e-003	2.4120e-003
tblVehicleEF	LHD1	9.9290e-003	6.8770e-003
tblVehicleEF	LHD1	8.4300e-004	2.3500e-004
tblVehicleEF	LHD1	2.9400e-003	2.3610e-003

tblVehicleEF	LHD1	0.11	0.08
tblVehicleEF	LHD1	0.02	0.02
tblVehicleEF	LHD1	1.8110e-003	1.4460e-003
tblVehicleEF	LHD1	0.06	0.05
tblVehicleEF	LHD1	0.30	0.50
tblVehicleEF	LHD1	0.27	0.08
tblVehicleEF	LHD1	9.1000e-005	8.8000e-005
tblVehicleEF	LHD1	5.9280e-003	6.5210e-003
tblVehicleEF	LHD1	3.8000e-004	1.2300e-004
tblVehicleEF	LHD1	2.9400e-003	2.3610e-003
tblVehicleEF	LHD1	0.11	0.08
tblVehicleEF	LHD1	0.02	0.03
tblVehicleEF	LHD1	1.8110e-003	1.4460e-003
tblVehicleEF	LHD1	0.08	0.06
tblVehicleEF	LHD1	0.30	0.50
tblVehicleEF	LHD1	0.29	0.09
tblVehicleEF	LHD2	4.2890e-003	4.2530e-003
tblVehicleEF	LHD2	4.2710e-003	3.6630e-003
tblVehicleEF	LHD2	9.4470e-003	0.01
tblVehicleEF	LHD2	0.13	0.16
tblVehicleEF	LHD2	0.36	0.41
tblVehicleEF	LHD2	1.38	0.76
tblVehicleEF	LHD2	13.67	13.61
tblVehicleEF	LHD2	619.08	679.10
tblVehicleEF	LHD2	28.46	10.01
tblVehicleEF	LHD2	0.10	0.09
tblVehicleEF	LHD2	0.87	0.94

tblVehicleEF	LHD2	1.1890e-003	1.1970e-003
tblVehicleEF	LHD2	0.01	0.01
tblVehicleEF	LHD2	9.7400e-003	0.01
tblVehicleEF	LHD2	4.6100e-004	1.4900e-004
tblVehicleEF	LHD2	1.1370e-003	1.1460e-003
tblVehicleEF	LHD2	2.6460e-003	2.6120e-003
tblVehicleEF	LHD2	9.3060e-003	9.6640e-003
tblVehicleEF	LHD2	4.2300e-004	1.3700e-004
tblVehicleEF	LHD2	1.1610e-003	1.4570e-003
tblVehicleEF	LHD2	0.04	0.05
tblVehicleEF	LHD2	0.02	0.02
tblVehicleEF	LHD2	7.7900e-004	9.3400e-004
tblVehicleEF	LHD2	0.05	0.05
tblVehicleEF	LHD2	0.09	0.30
tblVehicleEF	LHD2	0.13	0.06
tblVehicleEF	LHD2	1.3400e-004	1.3100e-004
tblVehicleEF	LHD2	6.0340e-003	6.5780e-003
tblVehicleEF	LHD2	3.1000e-004	9.9000e-005
tblVehicleEF	LHD2	1.1610e-003	1.4570e-003
tblVehicleEF	LHD2	0.04	0.05
tblVehicleEF	LHD2	0.02	0.03
tblVehicleEF	LHD2	7.7900e-004	9.3400e-004
tblVehicleEF	LHD2	0.05	0.06
tblVehicleEF	LHD2	0.09	0.30
tblVehicleEF	LHD2	0.14	0.06
tblVehicleEF	LHD2	4.2890e-003	4.2620e-003
tblVehicleEF	LHD2	4.3220e-003	3.7010e-003

tblVehicleEF	LHD2	9.1410e-003	0.01
tblVehicleEF	LHD2	0.13	0.16
tblVehicleEF	LHD2	0.37	0.41
tblVehicleEF	LHD2	1.32	0.73
tblVehicleEF	LHD2	13.67	13.61
tblVehicleEF	LHD2	619.08	679.11
tblVehicleEF	LHD2	28.46	9.96
tblVehicleEF	LHD2	0.10	0.09
tblVehicleEF	LHD2	0.82	0.88
tblVehicleEF	LHD2	1.1890e-003	1.1970e-003
tblVehicleEF	LHD2	0.01	0.01
tblVehicleEF	LHD2	9.7400e-003	0.01
tblVehicleEF	LHD2	4.6100e-004	1.4900e-004
tblVehicleEF	LHD2	1.1370e-003	1.1460e-003
tblVehicleEF	LHD2	2.6460e-003	2.6120e-003
tblVehicleEF	LHD2	9.3060e-003	9.6640e-003
tblVehicleEF	LHD2	4.2300e-004	1.3700e-004
tblVehicleEF	LHD2	1.6270e-003	2.0410e-003
tblVehicleEF	LHD2	0.04	0.05
tblVehicleEF	LHD2	0.02	0.02
tblVehicleEF	LHD2	1.0610e-003	1.2770e-003
tblVehicleEF	LHD2	0.05	0.05
tblVehicleEF	LHD2	0.08	0.29
tblVehicleEF	LHD2	0.12	0.05
tblVehicleEF	LHD2	1.3400e-004	1.3100e-004
tblVehicleEF	LHD2	6.0340e-003	6.5780e-003
tblVehicleEF	LHD2	3.0900e-004	9.9000e-005

tblVehicleEF	LHD2	1.6270e-003	2.0410e-003
tblVehicleEF	LHD2	0.04	0.05
tblVehicleEF	LHD2	0.02	0.03
tblVehicleEF	LHD2	1.0610e-003	1.2770e-003
tblVehicleEF	LHD2	0.05	0.06
tblVehicleEF	LHD2	0.08	0.29
tblVehicleEF	LHD2	0.13	0.06
tblVehicleEF	LHD2	4.2890e-003	4.2510e-003
tblVehicleEF	LHD2	4.2570e-003	3.6530e-003
tblVehicleEF	LHD2	9.5090e-003	0.01
tblVehicleEF	LHD2	0.13	0.16
tblVehicleEF	LHD2	0.36	0.41
tblVehicleEF	LHD2	1.38	0.76
tblVehicleEF	LHD2	13.67	13.61
tblVehicleEF	LHD2	619.08	679.10
tblVehicleEF	LHD2	28.46	10.02
tblVehicleEF	LHD2	0.10	0.09
tblVehicleEF	LHD2	0.85	0.92
tblVehicleEF	LHD2	1.1890e-003	1.1970e-003
tblVehicleEF	LHD2	0.01	0.01
tblVehicleEF	LHD2	9.7400e-003	0.01
tblVehicleEF	LHD2	4.6100e-004	1.4900e-004
tblVehicleEF	LHD2	1.1370e-003	1.1460e-003
tblVehicleEF	LHD2	2.6460e-003	2.6120e-003
tblVehicleEF	LHD2	9.3060e-003	9.6640e-003
tblVehicleEF	LHD2	4.2300e-004	1.3700e-004
tblVehicleEF	LHD2	1.1810e-003	1.5020e-003

tblVehicleEF	LHD2	0.04	0.06
tblVehicleEF	LHD2	0.02	0.02
tblVehicleEF	LHD2	7.7800e-004	9.3300e-004
tblVehicleEF	LHD2	0.05	0.05
tblVehicleEF	LHD2	0.10	0.33
tblVehicleEF	LHD2	0.13	0.06
tblVehicleEF	LHD2	1.3400e-004	1.3100e-004
tblVehicleEF	LHD2	6.0340e-003	6.5780e-003
tblVehicleEF	LHD2	3.1000e-004	9.9000e-005
tblVehicleEF	LHD2	1.1810e-003	1.5020e-003
tblVehicleEF	LHD2	0.04	0.06
tblVehicleEF	LHD2	0.02	0.03
tblVehicleEF	LHD2	7.7800e-004	9.3300e-004
tblVehicleEF	LHD2	0.05	0.06
tblVehicleEF	LHD2	0.10	0.33
tblVehicleEF	LHD2	0.14	0.06
tblVehicleEF	MCY	0.48	0.35
tblVehicleEF	MCY	0.15	0.24
tblVehicleEF	MCY	18.61	18.90
tblVehicleEF	MCY	9.56	8.43
tblVehicleEF	MCY	177.57	214.49
tblVehicleEF	MCY	45.30	60.11
tblVehicleEF	MCY	1.12	1.12
tblVehicleEF	MCY	2.1370e-003	2.1160e-003
tblVehicleEF	MCY	3.9240e-003	3.2680e-003
tblVehicleEF	MCY	1.9990e-003	1.9800e-003
tblVehicleEF	MCY	3.7000e-003	3.0810e-003

tblVehicleEF	MCY	1.13	1.16
tblVehicleEF	MCY	0.69	0.72
tblVehicleEF	MCY	0.71	0.72
tblVehicleEF	MCY	2.38	2.40
tblVehicleEF	MCY	0.65	2.07
tblVehicleEF	MCY	2.05	1.82
tblVehicleEF	MCY	2.1510e-003	2.1230e-003
tblVehicleEF	MCY	6.7000e-004	5.9500e-004
tblVehicleEF	MCY	1.13	1.16
tblVehicleEF	MCY	0.69	0.72
tblVehicleEF	MCY	0.71	0.72
tblVehicleEF	MCY	2.95	2.97
tblVehicleEF	MCY	0.65	2.07
tblVehicleEF	MCY	2.24	1.98
tblVehicleEF	MCY	0.47	0.35
tblVehicleEF	MCY	0.14	0.21
tblVehicleEF	MCY	17.91	18.17
tblVehicleEF	MCY	8.81	7.74
tblVehicleEF	MCY	177.57	213.12
tblVehicleEF	MCY	45.30	58.36
tblVehicleEF	MCY	0.98	0.98
tblVehicleEF	MCY	2.1370e-003	2.1160e-003
tblVehicleEF	MCY	3.9240e-003	3.2680e-003
tblVehicleEF	MCY	1.9990e-003	1.9800e-003
tblVehicleEF	MCY	3.7000e-003	3.0810e-003
tblVehicleEF	MCY	1.71	1.74
tblVehicleEF	MCY	0.73	0.76

tblVehicleEF	MCY	1.12	1.14
tblVehicleEF	MCY	2.33	2.34
tblVehicleEF	MCY	0.61	1.94
tblVehicleEF	MCY	1.85	1.62
tblVehicleEF	MCY	2.1380e-003	2.1090e-003
tblVehicleEF	MCY	6.5100e-004	5.7700e-004
tblVehicleEF	MCY	1.71	1.74
tblVehicleEF	MCY	0.73	0.76
tblVehicleEF	MCY	1.12	1.14
tblVehicleEF	MCY	2.89	2.90
tblVehicleEF	MCY	0.61	1.94
tblVehicleEF	MCY	2.01	1.77
tblVehicleEF	MCY	0.48	0.35
tblVehicleEF	MCY	0.15	0.24
tblVehicleEF	MCY	18.72	19.01
tblVehicleEF	MCY	9.67	8.55
tblVehicleEF	MCY	177.57	214.70
tblVehicleEF	MCY	45.30	60.42
tblVehicleEF	MCY	1.09	1.09
tblVehicleEF	MCY	2.1370e-003	2.1160e-003
tblVehicleEF	MCY	3.9240e-003	3.2680e-003
tblVehicleEF	MCY	1.9990e-003	1.9800e-003
tblVehicleEF	MCY	3.7000e-003	3.0810e-003
tblVehicleEF	MCY	1.26	1.28
tblVehicleEF	MCY	0.89	0.92
tblVehicleEF	MCY	0.75	0.76
tblVehicleEF	MCY	2.39	2.41

tblVehicleEF	MCY	0.75	2.38
tblVehicleEF	MCY	2.09	1.86
tblVehicleEF	MCY	2.1530e-003	2.1250e-003
tblVehicleEF	MCY	6.7300e-004	5.9800e-004
tblVehicleEF	MCY	1.26	1.28
tblVehicleEF	MCY	0.89	0.92
tblVehicleEF	MCY	0.75	0.76
tblVehicleEF	MCY	2.97	2.98
tblVehicleEF	MCY	0.75	2.38
tblVehicleEF	MCY	2.28	2.02
tblVehicleEF	MDV	0.01	5.6010e-003
tblVehicleEF	MDV	0.01	0.08
tblVehicleEF	MDV	1.26	1.12
tblVehicleEF	MDV	2.62	3.12
tblVehicleEF	MDV	500.02	420.73
tblVehicleEF	MDV	108.15	86.72
tblVehicleEF	MDV	0.14	0.10
tblVehicleEF	MDV	1.9190e-003	1.7850e-003
tblVehicleEF	MDV	2.3090e-003	1.9840e-003
tblVehicleEF	MDV	1.7700e-003	1.6470e-003
tblVehicleEF	MDV	2.1250e-003	1.8250e-003
tblVehicleEF	MDV	0.07	0.08
tblVehicleEF	MDV	0.16	0.14
tblVehicleEF	MDV	0.07	0.09
tblVehicleEF	MDV	0.03	0.02
tblVehicleEF	MDV	0.10	0.42
tblVehicleEF	MDV	0.20	0.41

tblVehicleEF	MDV	5.0080e-003	4.1600e-003
tblVehicleEF	MDV	1.1270e-003	8.5800e-004
tblVehicleEF	MDV	0.07	0.08
tblVehicleEF	MDV	0.16	0.14
tblVehicleEF	MDV	0.07	0.09
tblVehicleEF	MDV	0.04	0.03
tblVehicleEF	MDV	0.10	0.42
tblVehicleEF	MDV	0.22	0.45
tblVehicleEF	MDV	0.01	5.9080e-003
tblVehicleEF	MDV	0.01	0.08
tblVehicleEF	MDV	1.36	1.20
tblVehicleEF	MDV	2.27	2.69
tblVehicleEF	MDV	519.96	432.28
tblVehicleEF	MDV	108.15	85.89
tblVehicleEF	MDV	0.12	0.09
tblVehicleEF	MDV	1.9190e-003	1.7850e-003
tblVehicleEF	MDV	2.3090e-003	1.9840e-003
tblVehicleEF	MDV	1.7700e-003	1.6470e-003
tblVehicleEF	MDV	2.1250e-003	1.8250e-003
tblVehicleEF	MDV	0.10	0.12
tblVehicleEF	MDV	0.16	0.14
tblVehicleEF	MDV	0.10	0.12
tblVehicleEF	MDV	0.03	0.03
tblVehicleEF	MDV	0.09	0.39
tblVehicleEF	MDV	0.18	0.37
tblVehicleEF	MDV	5.2090e-003	4.2740e-003
tblVehicleEF	MDV	1.1210e-003	8.5000e-004

tblVehicleEF	MDV	0.10	0.12
tblVehicleEF	MDV	0.16	0.14
tblVehicleEF	MDV	0.10	0.12
tblVehicleEF	MDV	0.05	0.04
tblVehicleEF	MDV	0.09	0.39
tblVehicleEF	MDV	0.20	0.40
tblVehicleEF	MDV	0.01	5.5000e-003
tblVehicleEF	MDV	0.02	0.09
tblVehicleEF	MDV	1.23	1.08
tblVehicleEF	MDV	2.69	3.21
tblVehicleEF	MDV	492.66	416.47
tblVehicleEF	MDV	108.15	86.90
tblVehicleEF	MDV	0.13	0.10
tblVehicleEF	MDV	1.9190e-003	1.7850e-003
tblVehicleEF	MDV	2.3090e-003	1.9840e-003
tblVehicleEF	MDV	1.7700e-003	1.6470e-003
tblVehicleEF	MDV	2.1250e-003	1.8250e-003
tblVehicleEF	MDV	0.06	0.08
tblVehicleEF	MDV	0.17	0.15
tblVehicleEF	MDV	0.07	0.09
tblVehicleEF	MDV	0.03	0.02
tblVehicleEF	MDV	0.11	0.49
tblVehicleEF	MDV	0.20	0.42
tblVehicleEF	MDV	4.9340e-003	4.1170e-003
tblVehicleEF	MDV	1.1290e-003	8.6000e-004
tblVehicleEF	MDV	0.06	0.08
tblVehicleEF	MDV	0.17	0.15

tblVehicleEF	MDV	0.07	0.09
tblVehicleEF	MDV	0.04	0.03
tblVehicleEF	MDV	0.11	0.49
tblVehicleEF	MDV	0.22	0.46
tblVehicleEF	MH	0.03	3.3600e-003
tblVehicleEF	MH	0.02	0.00
tblVehicleEF	MH	2.15	0.31
tblVehicleEF	MH	5.50	0.00
tblVehicleEF	MH	1,108.90	981.53
tblVehicleEF	MH	57.43	0.00
tblVehicleEF	MH	1.43	3.91
tblVehicleEF	MH	0.01	0.02
tblVehicleEF	MH	0.03	0.10
tblVehicleEF	MH	1.0490e-003	0.00
tblVehicleEF	MH	3.2420e-003	4.0000e-003
tblVehicleEF	MH	0.03	0.09
tblVehicleEF	MH	9.6500e-004	0.00
tblVehicleEF	MH	0.95	0.00
tblVehicleEF	MH	0.07	0.00
tblVehicleEF	MH	0.41	0.00
tblVehicleEF	MH	0.09	0.07
tblVehicleEF	MH	0.02	0.00
tblVehicleEF	MH	0.32	0.00
tblVehicleEF	MH	0.01	9.2790e-003
tblVehicleEF	MH	6.7000e-004	0.00
tblVehicleEF	MH	0.95	0.00
tblVehicleEF	MH	0.07	0.00

tblVehicleEF	MH	0.41	0.00
tblVehicleEF	MH	0.12	0.08
tblVehicleEF	MH	0.02	0.00
tblVehicleEF	MH	0.35	0.00
tblVehicleEF	MH	0.03	3.3600e-003
tblVehicleEF	MH	0.02	0.00
tblVehicleEF	MH	2.21	0.31
tblVehicleEF	MH	5.21	0.00
tblVehicleEF	MH	1,108.90	981.53
tblVehicleEF	MH	57.43	0.00
tblVehicleEF	MH	1.33	3.70
tblVehicleEF	MH	0.01	0.02
tblVehicleEF	MH	0.03	0.10
tblVehicleEF	MH	1.0490e-003	0.00
tblVehicleEF	MH	3.2420e-003	4.0000e-003
tblVehicleEF	MH	0.03	0.09
tblVehicleEF	MH	9.6500e-004	0.00
tblVehicleEF	MH	1.28	0.00
tblVehicleEF	MH	0.07	0.00
tblVehicleEF	MH	0.56	0.00
tblVehicleEF	MH	0.09	0.07
tblVehicleEF	MH	0.02	0.00
tblVehicleEF	MH	0.31	0.00
tblVehicleEF	MH	0.01	9.2790e-003
tblVehicleEF	MH	6.6500e-004	0.00
tblVehicleEF	MH	1.28	0.00
tblVehicleEF	MH	0.07	0.00

tblVehicleEF	MH	0.56	0.00
tblVehicleEF	MH	0.12	0.08
tblVehicleEF	MH	0.02	0.00
tblVehicleEF	MH	0.34	0.00
tblVehicleEF	MH	0.03	3.3600e-003
tblVehicleEF	MH	0.02	0.00
tblVehicleEF	MH	2.13	0.31
tblVehicleEF	MH	5.54	0.00
tblVehicleEF	MH	1,108.90	981.53
tblVehicleEF	MH	57.43	0.00
tblVehicleEF	MH	1.40	3.84
tblVehicleEF	MH	0.01	0.02
tblVehicleEF	MH	0.03	0.10
tblVehicleEF	MH	1.0490e-003	0.00
tblVehicleEF	MH	3.2420e-003	4.0000e-003
tblVehicleEF	MH	0.03	0.09
tblVehicleEF	MH	9.6500e-004	0.00
tblVehicleEF	MH	1.05	0.00
tblVehicleEF	MH	0.08	0.00
tblVehicleEF	MH	0.43	0.00
tblVehicleEF	MH	0.09	0.07
tblVehicleEF	MH	0.02	0.00
tblVehicleEF	MH	0.32	0.00
tblVehicleEF	MH	0.01	9.2790e-003
tblVehicleEF	MH	6.7100e-004	0.00
tblVehicleEF	MH	1.05	0.00
tblVehicleEF	MH	0.08	0.00

tblVehicleEF	MH	0.43	0.00
tblVehicleEF	MH	0.12	0.08
tblVehicleEF	MH	0.02	0.00
tblVehicleEF	MH	0.35	0.00
tblVehicleEF	MHD	0.02	4.9130e-003
tblVehicleEF	MHD	4.2090e-003	5.6110e-003
tblVehicleEF	MHD	0.05	0.01
tblVehicleEF	MHD	0.36	0.39
tblVehicleEF	MHD	0.33	0.51
tblVehicleEF	MHD	6.12	1.31
tblVehicleEF	MHD	141.40	56.75
tblVehicleEF	MHD	1,144.82	1,086.34
tblVehicleEF	MHD	60.68	12.86
tblVehicleEF	MHD	0.54	0.43
tblVehicleEF	MHD	1.18	1.96
tblVehicleEF	MHD	2.3000e-004	1.4510e-003
tblVehicleEF	MHD	5.5730e-003	0.05
tblVehicleEF	MHD	7.9300e-004	1.1900e-004
tblVehicleEF	MHD	2.2000e-004	1.3880e-003
tblVehicleEF	MHD	5.3290e-003	0.05
tblVehicleEF	MHD	7.2900e-004	1.0900e-004
tblVehicleEF	MHD	1.1360e-003	4.8700e-004
tblVehicleEF	MHD	0.04	0.02
tblVehicleEF	MHD	0.03	0.02
tblVehicleEF	MHD	7.3800e-004	3.2900e-004
tblVehicleEF	MHD	0.04	0.09
tblVehicleEF	MHD	0.02	0.10

tblVehicleEF	MHD	0.38	0.06
tblVehicleEF	MHD	1.3610e-003	5.4000e-004
tblVehicleEF	MHD	0.01	0.01
tblVehicleEF	MHD	7.1400e-004	1.2700e-004
tblVehicleEF	MHD	1.1360e-003	4.8700e-004
tblVehicleEF	MHD	0.04	0.02
tblVehicleEF	MHD	0.04	0.03
tblVehicleEF	MHD	7.3800e-004	3.2900e-004
tblVehicleEF	MHD	0.05	0.11
tblVehicleEF	MHD	0.02	0.10
tblVehicleEF	MHD	0.41	0.07
tblVehicleEF	MHD	0.02	4.6520e-003
tblVehicleEF	MHD	4.2610e-003	5.6470e-003
tblVehicleEF	MHD	0.05	0.01
tblVehicleEF	MHD	0.26	0.31
tblVehicleEF	MHD	0.34	0.51
tblVehicleEF	MHD	5.83	1.25
tblVehicleEF	MHD	149.77	57.73
tblVehicleEF	MHD	1,144.82	1,086.35
tblVehicleEF	MHD	60.68	12.75
tblVehicleEF	MHD	0.56	0.43
tblVehicleEF	MHD	1.12	1.85
tblVehicleEF	MHD	1.9400e-004	1.2250e-003
tblVehicleEF	MHD	5.5730e-003	0.05
tblVehicleEF	MHD	7.9300e-004	1.1900e-004
tblVehicleEF	MHD	1.8500e-004	1.1720e-003
tblVehicleEF	MHD	5.3290e-003	0.05

tblVehicleEF	MHD	7.2900e-004	1.0900e-004
tblVehicleEF	MHD	1.6040e-003	6.8900e-004
tblVehicleEF	MHD	0.05	0.02
tblVehicleEF	MHD	0.02	0.02
tblVehicleEF	MHD	1.0240e-003	4.5600e-004
tblVehicleEF	MHD	0.04	0.09
tblVehicleEF	MHD	0.02	0.09
tblVehicleEF	MHD	0.36	0.06
tblVehicleEF	MHD	1.4400e-003	5.5000e-004
tblVehicleEF	MHD	0.01	0.01
tblVehicleEF	MHD	7.0900e-004	1.2600e-004
tblVehicleEF	MHD	1.6040e-003	6.8900e-004
tblVehicleEF	MHD	0.05	0.02
tblVehicleEF	MHD	0.03	0.03
tblVehicleEF	MHD	1.0240e-003	4.5600e-004
tblVehicleEF	MHD	0.05	0.11
tblVehicleEF	MHD	0.02	0.09
tblVehicleEF	MHD	0.40	0.06
tblVehicleEF	MHD	0.02	5.2900e-003
tblVehicleEF	MHD	4.1930e-003	5.5990e-003
tblVehicleEF	MHD	0.05	0.01
tblVehicleEF	MHD	0.50	0.50
tblVehicleEF	MHD	0.33	0.51
tblVehicleEF	MHD	6.17	1.32
tblVehicleEF	MHD	129.83	55.39
tblVehicleEF	MHD	1,144.82	1,086.34
tblVehicleEF	MHD	60.68	12.88

tblVehicleEF	MHD	0.52	0.42
tblVehicleEF	MHD	1.16	1.92
tblVehicleEF	MHD	2.8000e-004	1.7620e-003
tblVehicleEF	MHD	5.5730e-003	0.05
tblVehicleEF	MHD	7.9300e-004	1.1900e-004
tblVehicleEF	MHD	2.6800e-004	1.6860e-003
tblVehicleEF	MHD	5.3290e-003	0.05
tblVehicleEF	MHD	7.2900e-004	1.0900e-004
tblVehicleEF	MHD	1.1820e-003	4.9800e-004
tblVehicleEF	MHD	0.05	0.02
tblVehicleEF	MHD	0.03	0.03
tblVehicleEF	MHD	7.5300e-004	3.3100e-004
tblVehicleEF	MHD	0.04	0.09
tblVehicleEF	MHD	0.02	0.11
tblVehicleEF	MHD	0.38	0.06
tblVehicleEF	MHD	1.2520e-003	5.2700e-004
tblVehicleEF	MHD	0.01	0.01
tblVehicleEF	MHD	7.1500e-004	1.2700e-004
tblVehicleEF	MHD	1.1820e-003	4.9800e-004
tblVehicleEF	MHD	0.05	0.02
tblVehicleEF	MHD	0.04	0.03
tblVehicleEF	MHD	7.5300e-004	3.3100e-004
tblVehicleEF	MHD	0.05	0.11
tblVehicleEF	MHD	0.02	0.11
tblVehicleEF	MHD	0.42	0.07
tblVehicleEF	OBUS	0.01	9.0600e-003
tblVehicleEF	OBUS	8.4360e-003	9.3580e-003

tblVehicleEF	OBUS	0.03	0.02
tblVehicleEF	OBUS	0.28	0.55
tblVehicleEF	OBUS	0.58	1.01
tblVehicleEF	OBUS	5.60	2.44
tblVehicleEF	OBUS	84.68	84.33
tblVehicleEF	OBUS	1,226.51	1,422.10
tblVehicleEF	OBUS	69.78	20.28
tblVehicleEF	OBUS	0.42	0.52
tblVehicleEF	OBUS	1.44	1.85
tblVehicleEF	OBUS	1.4500e-004	2.0430e-003
tblVehicleEF	OBUS	7.3790e-003	0.04
tblVehicleEF	OBUS	8.3400e-004	1.9500e-004
tblVehicleEF	OBUS	1.3900e-004	1.9550e-003
tblVehicleEF	OBUS	7.0420e-003	0.03
tblVehicleEF	OBUS	7.6700e-004	1.7900e-004
tblVehicleEF	OBUS	1.4250e-003	1.8490e-003
tblVehicleEF	OBUS	0.02	0.02
tblVehicleEF	OBUS	0.04	0.06
tblVehicleEF	OBUS	7.6500e-004	9.7800e-004
tblVehicleEF	OBUS	0.06	0.10
tblVehicleEF	OBUS	0.04	0.23
tblVehicleEF	OBUS	0.35	0.12
tblVehicleEF	OBUS	8.2000e-004	8.0300e-004
tblVehicleEF	OBUS	0.01	0.01
tblVehicleEF	OBUS	7.9600e-004	2.0100e-004
tblVehicleEF	OBUS	1.4250e-003	1.8490e-003
tblVehicleEF	OBUS	0.02	0.02

tblVehicleEF	OBUS	0.05	0.08
tblVehicleEF	OBUS	7.6500e-004	9.7800e-004
tblVehicleEF	OBUS	0.07	0.12
tblVehicleEF	OBUS	0.04	0.23
tblVehicleEF	OBUS	0.39	0.13
tblVehicleEF	OBUS	0.01	9.0790e-003
tblVehicleEF	OBUS	8.5800e-003	9.4940e-003
tblVehicleEF	OBUS	0.03	0.02
tblVehicleEF	OBUS	0.26	0.53
tblVehicleEF	OBUS	0.58	1.02
tblVehicleEF	OBUS	5.31	2.31
tblVehicleEF	OBUS	88.70	84.93
tblVehicleEF	OBUS	1,226.51	1,422.12
tblVehicleEF	OBUS	69.78	20.06
tblVehicleEF	OBUS	0.43	0.52
tblVehicleEF	OBUS	1.35	1.74
tblVehicleEF	OBUS	1.2200e-004	1.7270e-003
tblVehicleEF	OBUS	7.3790e-003	0.04
tblVehicleEF	OBUS	8.3400e-004	1.9500e-004
tblVehicleEF	OBUS	1.1700e-004	1.6520e-003
tblVehicleEF	OBUS	7.0420e-003	0.03
tblVehicleEF	OBUS	7.6700e-004	1.7900e-004
tblVehicleEF	OBUS	1.9610e-003	2.5310e-003
tblVehicleEF	OBUS	0.02	0.02
tblVehicleEF	OBUS	0.04	0.06
tblVehicleEF	OBUS	1.0530e-003	1.3340e-003
tblVehicleEF	OBUS	0.06	0.10

tblVehicleEF	OBUS	0.04	0.22
tblVehicleEF	OBUS	0.34	0.11
tblVehicleEF	OBUS	8.5900e-004	8.0900e-004
tblVehicleEF	OBUS	0.01	0.01
tblVehicleEF	OBUS	7.9100e-004	1.9900e-004
tblVehicleEF	OBUS	1.9610e-003	2.5310e-003
tblVehicleEF	OBUS	0.02	0.02
tblVehicleEF	OBUS	0.05	0.08
tblVehicleEF	OBUS	1.0530e-003	1.3340e-003
tblVehicleEF	OBUS	0.07	0.12
tblVehicleEF	OBUS	0.04	0.22
tblVehicleEF	OBUS	0.37	0.13
tblVehicleEF	OBUS	0.01	9.0540e-003
tblVehicleEF	OBUS	8.3930e-003	9.3190e-003
tblVehicleEF	OBUS	0.03	0.02
tblVehicleEF	OBUS	0.29	0.59
tblVehicleEF	OBUS	0.57	1.00
tblVehicleEF	OBUS	5.64	2.46
tblVehicleEF	OBUS	79.14	83.50
tblVehicleEF	OBUS	1,226.51	1,422.09
tblVehicleEF	OBUS	69.78	20.31
tblVehicleEF	OBUS	0.40	0.52
tblVehicleEF	OBUS	1.41	1.81
tblVehicleEF	OBUS	1.7600e-004	2.4810e-003
tblVehicleEF	OBUS	7.3790e-003	0.04
tblVehicleEF	OBUS	8.3400e-004	1.9500e-004
tblVehicleEF	OBUS	1.6900e-004	2.3730e-003

tblVehicleEF	OBUS	7.0420e-003	0.03
tblVehicleEF	OBUS	7.6700e-004	1.7900e-004
tblVehicleEF	OBUS	1.4580e-003	1.9070e-003
tblVehicleEF	OBUS	0.02	0.02
tblVehicleEF	OBUS	0.04	0.06
tblVehicleEF	OBUS	7.6200e-004	9.8200e-004
tblVehicleEF	OBUS	0.06	0.10
tblVehicleEF	OBUS	0.04	0.24
tblVehicleEF	OBUS	0.36	0.12
tblVehicleEF	OBUS	7.6700e-004	7.9500e-004
tblVehicleEF	OBUS	0.01	0.01
tblVehicleEF	OBUS	7.9700e-004	2.0100e-004
tblVehicleEF	OBUS	1.4580e-003	1.9070e-003
tblVehicleEF	OBUS	0.02	0.02
tblVehicleEF	OBUS	0.05	0.08
tblVehicleEF	OBUS	7.6200e-004	9.8200e-004
tblVehicleEF	OBUS	0.07	0.12
tblVehicleEF	OBUS	0.04	0.24
tblVehicleEF	OBUS	0.39	0.13
tblVehicleEF	SBUS	0.87	0.07
tblVehicleEF	SBUS	0.02	0.01
tblVehicleEF	SBUS	0.09	7.1320e-003
tblVehicleEF	SBUS	8.16	2.80
tblVehicleEF	SBUS	1.19	1.03
tblVehicleEF	SBUS	9.61	1.02
tblVehicleEF	SBUS	1,131.05	356.18
tblVehicleEF	SBUS	1,090.69	1,128.82

tblVehicleEF	SBUS	54.18	5.79
tblVehicleEF	SBUS	9.79	3.82
tblVehicleEF	SBUS	4.65	6.33
tblVehicleEF	SBUS	0.01	6.3360e-003
tblVehicleEF	SBUS	0.01	0.01
tblVehicleEF	SBUS	0.03	0.04
tblVehicleEF	SBUS	9.3500e-004	6.5000e-005
tblVehicleEF	SBUS	0.01	6.0620e-003
tblVehicleEF	SBUS	2.6810e-003	2.6580e-003
tblVehicleEF	SBUS	0.02	0.04
tblVehicleEF	SBUS	8.6000e-004	6.0000e-005
tblVehicleEF	SBUS	3.6480e-003	1.1350e-003
tblVehicleEF	SBUS	0.04	0.01
tblVehicleEF	SBUS	0.98	0.34
tblVehicleEF	SBUS	1.9360e-003	5.7500e-004
tblVehicleEF	SBUS	0.13	0.14
tblVehicleEF	SBUS	0.02	0.07
tblVehicleEF	SBUS	0.51	0.04
tblVehicleEF	SBUS	0.01	3.4000e-003
tblVehicleEF	SBUS	0.01	0.01
tblVehicleEF	SBUS	7.0800e-004	5.7000e-005
tblVehicleEF	SBUS	3.6480e-003	1.1350e-003
tblVehicleEF	SBUS	0.04	0.01
tblVehicleEF	SBUS	1.42	0.48
tblVehicleEF	SBUS	1.9360e-003	5.7500e-004
tblVehicleEF	SBUS	0.16	0.17
tblVehicleEF	SBUS	0.02	0.07

tblVehicleEF	SBUS	0.56	0.05
tblVehicleEF	SBUS	0.87	0.07
tblVehicleEF	SBUS	0.02	0.01
tblVehicleEF	SBUS	0.08	6.4080e-003
tblVehicleEF	SBUS	8.04	2.75
tblVehicleEF	SBUS	1.21	1.05
tblVehicleEF	SBUS	7.94	0.84
tblVehicleEF	SBUS	1,182.37	367.48
tblVehicleEF	SBUS	1,090.69	1,128.85
tblVehicleEF	SBUS	54.18	5.50
tblVehicleEF	SBUS	10.10	3.93
tblVehicleEF	SBUS	4.39	5.98
tblVehicleEF	SBUS	8.9100e-003	5.3460e-003
tblVehicleEF	SBUS	0.01	0.01
tblVehicleEF	SBUS	0.03	0.04
tblVehicleEF	SBUS	9.3500e-004	6.5000e-005
tblVehicleEF	SBUS	8.5240e-003	5.1150e-003
tblVehicleEF	SBUS	2.6810e-003	2.6580e-003
tblVehicleEF	SBUS	0.02	0.04
tblVehicleEF	SBUS	8.6000e-004	6.0000e-005
tblVehicleEF	SBUS	4.9860e-003	1.5480e-003
tblVehicleEF	SBUS	0.04	0.01
tblVehicleEF	SBUS	0.98	0.34
tblVehicleEF	SBUS	2.6570e-003	7.8500e-004
tblVehicleEF	SBUS	0.13	0.14
tblVehicleEF	SBUS	0.01	0.06
tblVehicleEF	SBUS	0.46	0.04

tblVehicleEF	SBUS	0.01	3.5060e-003
tblVehicleEF	SBUS	0.01	0.01
tblVehicleEF	SBUS	6.8100e-004	5.4000e-005
tblVehicleEF	SBUS	4.9860e-003	1.5480e-003
tblVehicleEF	SBUS	0.04	0.01
tblVehicleEF	SBUS	1.42	0.48
tblVehicleEF	SBUS	2.6570e-003	7.8500e-004
tblVehicleEF	SBUS	0.16	0.17
tblVehicleEF	SBUS	0.01	0.06
tblVehicleEF	SBUS	0.50	0.04
tblVehicleEF	SBUS	0.87	0.07
tblVehicleEF	SBUS	0.02	0.01
tblVehicleEF	SBUS	0.09	7.2360e-003
tblVehicleEF	SBUS	8.33	2.86
tblVehicleEF	SBUS	1.18	1.03
tblVehicleEF	SBUS	9.77	1.03
tblVehicleEF	SBUS	1,060.18	340.58
tblVehicleEF	SBUS	1,090.69	1,128.81
tblVehicleEF	SBUS	54.18	5.82
tblVehicleEF	SBUS	9.36	3.67
tblVehicleEF	SBUS	4.57	6.22
tblVehicleEF	SBUS	0.01	7.7020e-003
tblVehicleEF	SBUS	0.01	0.01
tblVehicleEF	SBUS	0.03	0.04
tblVehicleEF	SBUS	9.3500e-004	6.5000e-005
tblVehicleEF	SBUS	0.01	7.3690e-003
tblVehicleEF	SBUS	2.6810e-003	2.6580e-003

tblVehicleEF	SBUS	0.02	0.04
tblVehicleEF	SBUS	8.6000e-004	6.0000e-005
tblVehicleEF	SBUS	3.6990e-003	1.1730e-003
tblVehicleEF	SBUS	0.04	0.01
tblVehicleEF	SBUS	0.99	0.34
tblVehicleEF	SBUS	1.8970e-003	5.6800e-004
tblVehicleEF	SBUS	0.13	0.14
tblVehicleEF	SBUS	0.02	0.09
tblVehicleEF	SBUS	0.51	0.04
tblVehicleEF	SBUS	0.01	3.2520e-003
tblVehicleEF	SBUS	0.01	0.01
tblVehicleEF	SBUS	7.1100e-004	5.8000e-005
tblVehicleEF	SBUS	3.6990e-003	1.1730e-003
tblVehicleEF	SBUS	0.04	0.01
tblVehicleEF	SBUS	1.42	0.48
tblVehicleEF	SBUS	1.8970e-003	5.6800e-004
tblVehicleEF	SBUS	0.16	0.17
tblVehicleEF	SBUS	0.02	0.09
tblVehicleEF	SBUS	0.56	0.05
tblVehicleEF	UBUS	1.93	7.28
tblVehicleEF	UBUS	0.07	0.03
tblVehicleEF	UBUS	8.96	27.90
tblVehicleEF	UBUS	13.19	1.81
tblVehicleEF	UBUS	1,828.32	2,044.63
tblVehicleEF	UBUS	133.38	22.76
tblVehicleEF	UBUS	4.82	4.04
tblVehicleEF	UBUS	0.53	0.08

tblVehicleEF	UBUS	0.01	0.03
tblVehicleEF	UBUS	0.04	5.2920e-003
tblVehicleEF	UBUS	1.1810e-003	4.0000e-005
tblVehicleEF	UBUS	0.23	0.03
tblVehicleEF	UBUS	3.0000e-003	7.5850e-003
tblVehicleEF	UBUS	0.04	5.0590e-003
tblVehicleEF	UBUS	1.0860e-003	3.6000e-005
tblVehicleEF	UBUS	6.1570e-003	2.6630e-003
tblVehicleEF	UBUS	0.10	0.03
tblVehicleEF	UBUS	3.6270e-003	1.8540e-003
tblVehicleEF	UBUS	0.53	0.11
tblVehicleEF	UBUS	0.03	0.21
tblVehicleEF	UBUS	0.96	0.15
tblVehicleEF	UBUS	8.6430e-003	4.3420e-003
tblVehicleEF	UBUS	1.5700e-003	2.2500e-004
tblVehicleEF	UBUS	6.1570e-003	2.6630e-003
tblVehicleEF	UBUS	0.10	0.03
tblVehicleEF	UBUS	3.6270e-003	1.8540e-003
tblVehicleEF	UBUS	2.52	7.44
tblVehicleEF	UBUS	0.03	0.21
tblVehicleEF	UBUS	1.05	0.16
tblVehicleEF	UBUS	1.94	7.28
tblVehicleEF	UBUS	0.07	0.03
tblVehicleEF	UBUS	9.02	27.90
tblVehicleEF	UBUS	11.63	1.61
tblVehicleEF	UBUS	1,828.32	2,044.63
tblVehicleEF	UBUS	133.38	22.40

tblVehicleEF	UBUS	4.53	4.03
tblVehicleEF	UBUS	0.53	0.08
tblVehicleEF	UBUS	0.01	0.03
tblVehicleEF	UBUS	0.04	5.2920e-003
tblVehicleEF	UBUS	1.1810e-003	4.0000e-005
tblVehicleEF	UBUS	0.23	0.03
tblVehicleEF	UBUS	3.0000e-003	7.5850e-003
tblVehicleEF	UBUS	0.04	5.0590e-003
tblVehicleEF	UBUS	1.0860e-003	3.6000e-005
tblVehicleEF	UBUS	8.2530e-003	3.6380e-003
tblVehicleEF	UBUS	0.10	0.03
tblVehicleEF	UBUS	4.8310e-003	2.4730e-003
tblVehicleEF	UBUS	0.53	0.11
tblVehicleEF	UBUS	0.03	0.19
tblVehicleEF	UBUS	0.89	0.14
tblVehicleEF	UBUS	8.6450e-003	4.3420e-003
tblVehicleEF	UBUS	1.5430e-003	2.2200e-004
tblVehicleEF	UBUS	8.2530e-003	3.6380e-003
tblVehicleEF	UBUS	0.10	0.03
tblVehicleEF	UBUS	4.8310e-003	2.4730e-003
tblVehicleEF	UBUS	2.53	7.44
tblVehicleEF	UBUS	0.03	0.19
tblVehicleEF	UBUS	0.98	0.15
tblVehicleEF	UBUS	1.93	7.28
tblVehicleEF	UBUS	0.07	0.03
tblVehicleEF	UBUS	8.95	27.90
tblVehicleEF	UBUS	13.46	1.85

tblVehicleEF	UBUS	1,828.32	2,044.63
tblVehicleEF	UBUS	133.38	22.82
tblVehicleEF	UBUS	4.73	4.04
tblVehicleEF	UBUS	0.53	0.08
tblVehicleEF	UBUS	0.01	0.03
tblVehicleEF	UBUS	0.04	5.2920e-003
tblVehicleEF	UBUS	1.1810e-003	4.0000e-005
tblVehicleEF	UBUS	0.23	0.03
tblVehicleEF	UBUS	3.0000e-003	7.5850e-003
tblVehicleEF	UBUS	0.04	5.0590e-003
tblVehicleEF	UBUS	1.0860e-003	3.6000e-005
tblVehicleEF	UBUS	6.9610e-003	2.5390e-003
tblVehicleEF	UBUS	0.12	0.03
tblVehicleEF	UBUS	3.8300e-003	1.7550e-003
tblVehicleEF	UBUS	0.52	0.11
tblVehicleEF	UBUS	0.04	0.26
tblVehicleEF	UBUS	0.98	0.15
tblVehicleEF	UBUS	8.6430e-003	4.3420e-003
tblVehicleEF	UBUS	1.5750e-003	2.2600e-004
tblVehicleEF	UBUS	6.9610e-003	2.5390e-003
tblVehicleEF	UBUS	0.12	0.03
tblVehicleEF	UBUS	3.8300e-003	1.7550e-003
tblVehicleEF	UBUS	2.52	7.44
tblVehicleEF	UBUS	0.04	0.26
tblVehicleEF	UBUS	1.07	0.16
tblVehicleTrips	CC_TL	8.40	0.00
tblVehicleTrips	CC_TL	8.40	0.00

tblVehicleTrips	CNW_TL	6.90	0.00
tblVehicleTrips	CNW_TL	6.90	0.00
tblVehicleTrips	CW_TL	16.60	0.00
tblVehicleTrips	CW_TL	16.60	0.00

2.0 Emissions Summary

2.1 Overall Construction

Unmitigated Construction

	ROG	NOx	CO	SO2	Fugitive PM10	Exhaust PM10	PM10 Total	Fugitive PM2.5	Exhaust PM2.5	PM2.5 Total	Bio- CO2	NBio- CO2	Total CO2	CH4	N2O	CO2e
Year	tons/yr										MT/yr					
2021	0.3422	2.6604	1.8946	4.5100e-003	0.3743	0.1075	0.4818	0.1302	0.0993	0.2295	0.0000	411.1062	411.1062	0.0993	0.0000	413.5893
Maximum	**0.3422**	**2.6604**	**1.8946**	**4.5100e-003**	**0.3743**	**0.1075**	**0.4818**	**0.1302**	**0.0993**	**0.2295**	**0.0000**	**411.1062**	**411.1062**	**0.0993**	**0.0000**	**413.5893**

Mitigated Construction

	ROG	NOx	CO	SO2	Fugitive PM10	Exhaust PM10	PM10 Total	Fugitive PM2.5	Exhaust PM2.5	PM2.5 Total	Bio- CO2	NBio- CO2	Total CO2	CH4	N2O	CO2e
Year	tons/yr										MT/yr					
2021	0.3422	2.6604	1.8946	4.5100e-003	0.1777	0.1075	0.2852	0.0593	0.0993	0.1586	0.0000	411.1059	411.1059	0.0993	0.0000	413.5890
Maximum	**0.3422**	**2.6604**	**1.8946**	**4.5100e-003**	**0.1777**	**0.1075**	**0.2852**	**0.0593**	**0.0993**	**0.1586**	**0.0000**	**411.1059**	**411.1059**	**0.0993**	**0.0000**	**413.5890**

	ROG	**NOx**	**CO**	**SO2**	**Fugitive PM10**	**Exhaust PM10**	**PM10 Total**	**Fugitive PM2.5**	**Exhaust PM2.5**	**PM2.5 Total**	**Bio- CO2**	**NBio-CO2**	**Total CO2**	**CH4**	**N20**	**CO2e**
Percent Reduction	**0.00**	**0.00**	**0.00**	**0.00**	**52.53**	**0.00**	**40.80**	**54.43**	**0.00**	**30.88**	**0.00**	**0.00**	**0.00**	**0.00**	**0.00**	**0.00**

Quarter	Start Date	End Date	Maximum Unmitigated ROG + NOX (tons/quarter)	Maximum Mitigated ROG + NOX (tons/quarter)
1	**1-4-2021**	**4-3-2021**	1.9914	1.9914
2	**4-4-2021**	**7-3-2021**	0.4740	0.4740
3	**7-4-2021**	**9-30-2021**	0.4996	0.4996
		Highest	1.9914	1.9914

2.2 Overall Operational

Unmitigated Operational

	ROG	NOx	CO	SO2	Fugitive PM10	Exhaust PM10	PM10 Total	Fugitive PM2.5	Exhaust PM2.5	PM2.5 Total	Bio- CO2	NBio- CO2	Total CO2	CH4	N2O	CO2e
Category	tons/yr										MT/yr					
Area	0.0521	1.3000e-004	0.0143	0.0000		5.0000e-005	5.0000e-005		5.0000e-005	5.0000e-005	0.0000	0.0277	0.0277	7.0000e-005	0.0000	0.0295
Energy	0.0000	0.0000	0.0000	0.0000		0.0000	0.0000		0.0000	0.0000	0.0000	0.0000	0.0000	0.0000	0.0000	0.0000
Mobile	0.0000	0.0000	0.0000	0.0000	0.0000	0.0000	0.0000	0.0000	0.0000	0.0000	0.0000	0.0000	0.0000	0.0000	0.0000	0.0000
Waste						0.0000	0.0000		0.0000	0.0000	0.0000	0.0000	0.0000	0.0000	0.0000	0.0000
Water						0.0000	0.0000		0.0000	0.0000	0.0000	0.0000	0.0000	0.0000	0.0000	0.0000
Total	**0.0521**	**1.3000e-004**	**0.0143**	**0.0000**	**0.0000**	**5.0000e-005**	**5.0000e-005**	**0.0000**	**5.0000e-005**	**5.0000e-005**	**0.0000**	**0.0277**	**0.0277**	**7.0000e-005**	**0.0000**	**0.0295**

2.2 Overall Operational

Mitigated Operational

	ROG	NOx	CO	SO2	Fugitive PM10	Exhaust PM10	PM10 Total	Fugitive PM2.5	Exhaust PM2.5	PM2.5 Total	Bio- CO2	NBio- CO2	Total CO2	CH4	N2O	CO2e
Category	tons/yr										MT/yr					
Area	0.0521	1.3000e-004	0.0143	0.0000		5.0000e-005	5.0000e-005		5.0000e-005	5.0000e-005	0.0000	0.0277	0.0277	7.0000e-005	0.0000	0.0295
Energy	0.0000	0.0000	0.0000	0.0000		0.0000	0.0000		0.0000	0.0000	0.0000	0.0000	0.0000	0.0000	0.0000	0.0000
Mobile	0.0000	0.0000	0.0000	0.0000	0.0000	0.0000	0.0000	0.0000	0.0000	0.0000	0.0000	0.0000	0.0000	0.0000	0.0000	0.0000
Waste						0.0000	0.0000		0.0000	0.0000	0.0000	0.0000	0.0000	0.0000	0.0000	0.0000
Water						0.0000	0.0000		0.0000	0.0000	0.0000	0.0000	0.0000	0.0000	0.0000	0.0000
Total	**0.0521**	**1.3000e-004**	**0.0143**	**0.0000**	**0.0000**	**5.0000e-005**	**5.0000e-005**	**0.0000**	**5.0000e-005**	**5.0000e-005**	**0.0000**	**0.0277**	**0.0277**	**7.0000e-005**	**0.0000**	**0.0295**

	ROG	NOx	CO	SO2	Fugitive PM10	Exhaust PM10	PM10 Total	Fugitive PM2.5	Exhaust PM2.5	PM2.5 Total	Bio- CO2	NBio-CO2	Total CO2	CH4	N20	CO2e
Percent Reduction	**0.00**	**0.00**	**0.00**	**0.00**	**0.00**	**0.00**	**0.00**	**0.00**	**0.00**	**0.00**	**0.00**	**0.00**	**0.00**	**0.00**	**0.00**	**0.00**

3.0 Construction Detail

Construction Phase

Katella Avenue - Amazon Option (Construciton - Unmitigated) - Orange County, Annual

Phase Number	Phase Name	Phase Type	Start Date	End Date	Num Days Week	Num Days	Phase Description
1	Demolition	Demolition	1/4/2021	1/29/2021	5	20	
2	Site Preparation	Site Preparation	1/30/2021	2/12/2021	5	10	
3	Grading	Grading	2/13/2021	3/26/2021	5	30	
4	Paving	Paving	3/27/2021	9/10/2021	5	120	
5	Architectural Coating	Architectural Coating	7/18/2021	9/10/2021	5	40	

Acres of Grading (Site Preparation Phase): 50

Acres of Grading (Grading Phase): 150

Acres of Paving: 14.84

Residential Indoor: 0; Residential Outdoor: 0; Non-Residential Indoor: 0; Non-Residential Outdoor: 0; Striped Parking Area: 38,798 (Architectural Coating – sqft)

OffRoad Equipment

Katella Avenue - Amazon Option (Construciton - Unmitigated) - Orange County, Annual

Phase Name	Offroad Equipment Type	Amount	Usage Hours	Horse Power	Load Factor
Demolition	Concrete/Industrial Saws	1	8.00	81	0.73
Demolition	Excavators	3	8.00	158	0.38
Demolition	Rubber Tired Dozers	2	8.00	247	0.40
Site Preparation	Crawler Tractors	4	8.00	212	0.43
Site Preparation	Rubber Tired Dozers	3	8.00	247	0.40
Site Preparation	Tractors/Loaders/Backhoes	0	8.00	97	0.37
Grading	Crawler Tractors	2	8.00	212	0.43
Grading	Excavators	2	8.00	158	0.38
Grading	Graders	1	8.00	187	0.41
Grading	Rubber Tired Dozers	1	8.00	247	0.40
Grading	Scrapers	2	8.00	367	0.48
Grading	Tractors/Loaders/Backhoes	0	8.00	97	0.37
Architectural Coating	Air Compressors	1	8.00	78	0.48
Paving	Pavers	2	8.00	130	0.42
Paving	Paving Equipment	2	8.00	132	0.36
Paving	Rollers	2	8.00	80	0.38

Trips and VMT

Phase Name	Offroad Equipment Count	Worker Trip Number	Vendor Trip Number	Hauling Trip Number	Worker Trip Length	Vendor Trip Length	Hauling Trip Length	Worker Vehicle Class	Vendor Vehicle Class	Hauling Vehicle Class
Demolition	6	15.00	0.00	318.00	14.70	6.90	20.00	LD_Mix	HDT_Mix	HHDT
Site Preparation	7	18.00	0.00	0.00	14.70	6.90	20.00	LD_Mix	HDT_Mix	HHDT
Grading	8	20.00	0.00	2,519.00	14.70	6.90	20.00	LD_Mix	HDT_Mix	HHDT
Architectural Coating	1	54.00	0.00	0.00	14.70	6.90	20.00	LD_Mix	HDT_Mix	HHDT
Paving	6	15.00	0.00	0.00	14.70	6.90	20.00	LD_Mix	HDT_Mix	HHDT

3.1 Mitigation Measures Construction

Water Exposed Area

3.2 Demolition - 2021

Unmitigated Construction On-Site

	ROG	NOx	CO	SO2	Fugitive PM10	Exhaust PM10	PM10 Total	Fugitive PM2.5	Exhaust PM2.5	PM2.5 Total	Bio- CO2	NBio- CO2	Total CO2	CH4	N2O	CO2e
Category	tons/yr										MT/yr					
Fugitive Dust					0.0345	0.0000	0.0345	5.2200e-003	0.0000	5.2200e-003	0.0000	0.0000	0.0000	0.0000	0.0000	0.0000
Off-Road	0.0317	0.3144	0.2157	3.9000e-004		0.0155	0.0155		0.0144	0.0144	0.0000	34.0008	34.0008	9.5700e-003	0.0000	34.2400
Total	**0.0317**	**0.3144**	**0.2157**	**3.9000e-004**	**0.0345**	**0.0155**	**0.0500**	**5.2200e-003**	**0.0144**	**0.0196**	**0.0000**	**34.0008**	**34.0008**	**9.5700e-003**	**0.0000**	**34.2400**

3.2 Demolition - 2021

Unmitigated Construction Off-Site

	ROG	NOx	CO	SO2	Fugitive PM10	Exhaust PM10	PM10 Total	Fugitive PM2.5	Exhaust PM2.5	PM2.5 Total	Bio- CO2	NBio- CO2	Total CO2	CH4	N2O	CO2e
Category	tons/yr										MT/yr					
Hauling	1.1600e-003	0.0417	0.0114	1.2000e-004	2.7300e-003	1.3000e-004	2.8500e-003	7.5000e-004	1.2000e-004	8.7000e-004	0.0000	12.0768	12.0768	1.2700e-003	0.0000	12.1086
Vendor	0.0000	0.0000	0.0000	0.0000	0.0000	0.0000	0.0000	0.0000	0.0000	0.0000	0.0000	0.0000	0.0000	0.0000	0.0000	0.0000
Worker	5.5000e-004	3.7000e-004	4.3100e-003	2.0000e-005	1.6500e-003	1.0000e-005	1.6600e-003	4.4000e-004	1.0000e-005	4.5000e-004	0.0000	1.3758	1.3758	3.0000e-005	0.0000	1.3765
Total	**1.7100e-003**	**0.0421**	**0.0157**	**1.4000e-004**	**4.3800e-003**	**1.4000e-004**	**4.5100e-003**	**1.1900e-003**	**1.3000e-004**	**1.3200e-003**	**0.0000**	**13.4526**	**13.4526**	**1.3000e-003**	**0.0000**	**13.4851**

Mitigated Construction On-Site

	ROG	NOx	CO	SO2	Fugitive PM10	Exhaust PM10	PM10 Total	Fugitive PM2.5	Exhaust PM2.5	PM2.5 Total	Bio- CO2	NBio- CO2	Total CO2	CH4	N2O	CO2e
Category	tons/yr										MT/yr					
Fugitive Dust					0.0134	0.0000	0.0134	2.0300e-003	0.0000	2.0300e-003	0.0000	0.0000	0.0000	0.0000	0.0000	0.0000
Off-Road	0.0317	0.3144	0.2157	3.9000e-004		0.0155	0.0155		0.0144	0.0144	0.0000	34.0007	34.0007	9.5700e-003	0.0000	34.2400
Total	**0.0317**	**0.3144**	**0.2157**	**3.9000e-004**	**0.0134**	**0.0155**	**0.0290**	**2.0300e-003**	**0.0144**	**0.0164**	**0.0000**	**34.0007**	**34.0007**	**9.5700e-003**	**0.0000**	**34.2400**

3.2 Demolition - 2021

Mitigated Construction Off-Site

	ROG	NOx	CO	SO2	Fugitive PM10	Exhaust PM10	PM10 Total	Fugitive PM2.5	Exhaust PM2.5	PM2.5 Total	Bio- CO2	NBio- CO2	Total CO2	CH4	N2O	CO2e
Category	tons/yr										MT/yr					
Hauling	1.1600e-003	0.0417	0.0114	1.2000e-004	2.7300e-003	1.3000e-004	2.8500e-003	7.5000e-004	1.2000e-004	8.7000e-004	0.0000	12.0768	12.0768	1.2700e-003	0.0000	12.1086
Vendor	0.0000	0.0000	0.0000	0.0000	0.0000	0.0000	0.0000	0.0000	0.0000	0.0000	0.0000	0.0000	0.0000	0.0000	0.0000	0.0000
Worker	5.5000e-004	3.7000e-004	4.3100e-003	2.0000e-005	1.6500e-003	1.0000e-005	1.6600e-003	4.4000e-004	1.0000e-005	4.5000e-004	0.0000	1.3758	1.3758	3.0000e-005	0.0000	1.3765
Total	**1.7100e-003**	**0.0421**	**0.0157**	**1.4000e-004**	**4.3800e-003**	**1.4000e-004**	**4.5100e-003**	**1.1900e-003**	**1.3000e-004**	**1.3200e-003**	**0.0000**	**13.4526**	**13.4526**	**1.3000e-003**	**0.0000**	**13.4851**

3.3 Site Preparation - 2021

Unmitigated Construction On-Site

	ROG	NOx	CO	SO2	Fugitive PM10	Exhaust PM10	PM10 Total	Fugitive PM2.5	Exhaust PM2.5	PM2.5 Total	Bio- CO2	NBio- CO2	Total CO2	CH4	N2O	CO2e
Category	tons/yr										MT/yr					
Fugitive Dust					0.1168	0.0000	0.1168	0.0525	0.0000	0.0525	0.0000	0.0000	0.0000	0.0000	0.0000	0.0000
Off-Road	0.0267	0.3039	0.1093	2.8000e-004		0.0132	0.0132		0.0122	0.0122	0.0000	25.0542	25.0542	8.1000e-003	0.0000	25.2568
Total	**0.0267**	**0.3039**	**0.1093**	**2.8000e-004**	**0.1168**	**0.0132**	**0.1301**	**0.0525**	**0.0122**	**0.0647**	**0.0000**	**25.0542**	**25.0542**	**8.1000e-003**	**0.0000**	**25.2568**

3.3 Site Preparation - 2021

Unmitigated Construction Off-Site

	ROG	NOx	CO	SO2	Fugitive PM10	Exhaust PM10	PM10 Total	Fugitive PM2.5	Exhaust PM2.5	PM2.5 Total	Bio- CO2	NBio- CO2	Total CO2	CH4	N2O	CO2e
Category	tons/yr										MT/yr					
Hauling	0.0000	0.0000	0.0000	0.0000	0.0000	0.0000	0.0000	0.0000	0.0000	0.0000	0.0000	0.0000	0.0000	0.0000	0.0000	0.0000
Vendor	0.0000	0.0000	0.0000	0.0000	0.0000	0.0000	0.0000	0.0000	0.0000	0.0000	0.0000	0.0000	0.0000	0.0000	0.0000	0.0000
Worker	3.3000e-004	2.2000e-004	2.5900e-003	1.0000e-005	9.9000e-004	1.0000e-005	9.9000e-004	2.6000e-004	1.0000e-005	2.7000e-004	0.0000	0.8255	0.8255	2.0000e-005	0.0000	0.8259
Total	**3.3000e-004**	**2.2000e-004**	**2.5900e-003**	**1.0000e-005**	**9.9000e-004**	**1.0000e-005**	**9.9000e-004**	**2.6000e-004**	**1.0000e-005**	**2.7000e-004**	**0.0000**	**0.8255**	**0.8255**	**2.0000e-005**	**0.0000**	**0.8259**

Mitigated Construction On-Site

	ROG	NOx	CO	SO2	Fugitive PM10	Exhaust PM10	PM10 Total	Fugitive PM2.5	Exhaust PM2.5	PM2.5 Total	Bio- CO2	NBio- CO2	Total CO2	CH4	N2O	CO2e
Category	tons/yr										MT/yr					
Fugitive Dust					0.0456	0.0000	0.0456	0.0205	0.0000	0.0205	0.0000	0.0000	0.0000	0.0000	0.0000	0.0000
Off-Road	0.0267	0.3039	0.1093	2.8000e-004		0.0132	0.0132		0.0122	0.0122	0.0000	25.0542	25.0542	8.1000e-003	0.0000	25.2567
Total	**0.0267**	**0.3039**	**0.1093**	**2.8000e-004**	**0.0456**	**0.0132**	**0.0588**	**0.0205**	**0.0122**	**0.0327**	**0.0000**	**25.0542**	**25.0542**	**8.1000e-003**	**0.0000**	**25.2567**

3.3 Site Preparation - 2021

Mitigated Construction Off-Site

	ROG	NOx	CO	SO2	Fugitive PM10	Exhaust PM10	PM10 Total	Fugitive PM2.5	Exhaust PM2.5	PM2.5 Total	Bio- CO2	NBio- CO2	Total CO2	CH4	N2O	CO2e
Category	tons/yr										MT/yr					
Hauling	0.0000	0.0000	0.0000	0.0000	0.0000	0.0000	0.0000	0.0000	0.0000	0.0000	0.0000	0.0000	0.0000	0.0000	0.0000	0.0000
Vendor	0.0000	0.0000	0.0000	0.0000	0.0000	0.0000	0.0000	0.0000	0.0000	0.0000	0.0000	0.0000	0.0000	0.0000	0.0000	0.0000
Worker	3.3000e-004	2.2000e-004	2.5900e-003	1.0000e-005	9.9000e-004	1.0000e-005	9.9000e-004	2.6000e-004	1.0000e-005	2.7000e-004	0.0000	0.8255	0.8255	2.0000e-005	0.0000	0.8259
Total	**3.3000e-004**	**2.2000e-004**	**2.5900e-003**	**1.0000e-005**	**9.9000e-004**	**1.0000e-005**	**9.9000e-004**	**2.6000e-004**	**1.0000e-005**	**2.7000e-004**	**0.0000**	**0.8255**	**0.8255**	**2.0000e-005**	**0.0000**	**0.8259**

3.4 Grading - 2021

Unmitigated Construction On-Site

	ROG	NOx	CO	SO2	Fugitive PM10	Exhaust PM10	PM10 Total	Fugitive PM2.5	Exhaust PM2.5	PM2.5 Total	Bio- CO2	NBio- CO2	Total CO2	CH4	N2O	CO2e
Category	tons/yr										MT/yr					
Fugitive Dust					0.1710	0.0000	0.1710	0.0584	0.0000	0.0584	0.0000	0.0000	0.0000	0.0000	0.0000	0.0000
Off-Road	0.0738	0.8482	0.4684	1.0700e-003		0.0343	0.0343		0.0316	0.0316	0.0000	94.2470	94.2470	0.0305	0.0000	95.0090
Total	**0.0738**	**0.8482**	**0.4684**	**1.0700e-003**	**0.1710**	**0.0343**	**0.2053**	**0.0584**	**0.0316**	**0.0900**	**0.0000**	**94.2470**	**94.2470**	**0.0305**	**0.0000**	**95.0090**

3.4 Grading - 2021

Unmitigated Construction Off-Site

	ROG	NOx	CO	SO2	Fugitive PM10	Exhaust PM10	PM10 Total	Fugitive PM2.5	Exhaust PM2.5	PM2.5 Total	Bio- CO2	NBio- CO2	Total CO2	CH4	N2O	CO2e
Category	tons/yr										MT/yr					
Hauling	9.1700e-003	0.3302	0.0899	9.4000e-004	0.0216	1.0100e-003	0.0226	5.9200e-003	9.7000e-004	6.8900e-003	0.0000	95.6647	95.6647	0.0101	0.0000	95.9167
Vendor	0.0000	0.0000	0.0000	0.0000	0.0000	0.0000	0.0000	0.0000	0.0000	0.0000	0.0000	0.0000	0.0000	0.0000	0.0000	0.0000
Worker	1.1000e-003	7.4000e-004	8.6200e-003	3.0000e-005	3.2900e-003	2.0000e-005	3.3200e-003	8.7000e-004	2.0000e-005	8.9000e-004	0.0000	2.7516	2.7516	6.0000e-005	0.0000	2.7530
Total	**0.0103**	**0.3309**	**0.0985**	**9.7000e-004**	**0.0249**	**1.0300e-003**	**0.0259**	**6.7900e-003**	**9.9000e-004**	**7.7800e-003**	**0.0000**	**98.4163**	**98.4163**	**0.0101**	**0.0000**	**98.6697**

Mitigated Construction On-Site

	ROG	NOx	CO	SO2	Fugitive PM10	Exhaust PM10	PM10 Total	Fugitive PM2.5	Exhaust PM2.5	PM2.5 Total	Bio- CO2	NBio- CO2	Total CO2	CH4	N2O	CO2e
Category	tons/yr										MT/yr					
Fugitive Dust					0.0667	0.0000	0.0667	0.0228	0.0000	0.0228	0.0000	0.0000	0.0000	0.0000	0.0000	0.0000
Off-Road	0.0738	0.8482	0.4684	1.0700e-003		0.0343	0.0343		0.0316	0.0316	0.0000	94.2469	94.2469	0.0305	0.0000	95.0089
Total	**0.0738**	**0.8482**	**0.4684**	**1.0700e-003**	**0.0667**	**0.0343**	**0.1010**	**0.0228**	**0.0316**	**0.0543**	**0.0000**	**94.2469**	**94.2469**	**0.0305**	**0.0000**	**95.0089**

3.4 Grading - 2021

Mitigated Construction Off-Site

	ROG	NOx	CO	SO2	Fugitive PM10	Exhaust PM10	PM10 Total	Fugitive PM2.5	Exhaust PM2.5	PM2.5 Total	Bio- CO2	NBio- CO2	Total CO2	CH4	N2O	CO2e
Category	tons/yr										MT/yr					
Hauling	9.1700e-003	0.3302	0.0899	9.4000e-004	0.0216	1.0100e-003	0.0226	5.9200e-003	9.7000e-004	6.8900e-003	0.0000	95.6647	95.6647	0.0101	0.0000	95.9167
Vendor	0.0000	0.0000	0.0000	0.0000	0.0000	0.0000	0.0000	0.0000	0.0000	0.0000	0.0000	0.0000	0.0000	0.0000	0.0000	0.0000
Worker	1.1000e-003	7.4000e-004	8.6200e-003	3.0000e-005	3.2900e-003	2.0000e-005	3.3200e-003	8.7000e-004	2.0000e-005	8.9000e-004	0.0000	2.7516	2.7516	6.0000e-005	0.0000	2.7530
Total	**0.0103**	**0.3309**	**0.0985**	**9.7000e-004**	**0.0249**	**1.0300e-003**	**0.0259**	**6.7900e-003**	**9.9000e-004**	**7.7800e-003**	**0.0000**	**98.4163**	**98.4163**	**0.0101**	**0.0000**	**98.6697**

3.5 Paving - 2021

Unmitigated Construction On-Site

	ROG	NOx	CO	SO2	Fugitive PM10	Exhaust PM10	PM10 Total	Fugitive PM2.5	Exhaust PM2.5	PM2.5 Total	Bio- CO2	NBio- CO2	Total CO2	CH4	N2O	CO2e
Category	tons/yr										MT/yr					
Off-Road	0.0753	0.7752	0.8792	1.3700e-003		0.0407	0.0407		0.0374	0.0374	0.0000	120.1409	120.1409	0.0389	0.0000	121.1123
Paving	0.0194					0.0000	0.0000		0.0000	0.0000	0.0000	0.0000	0.0000	0.0000	0.0000	0.0000
Total	**0.0948**	**0.7752**	**0.8792**	**1.3700e-003**		**0.0407**	**0.0407**		**0.0374**	**0.0374**	**0.0000**	**120.1409**	**120.1409**	**0.0389**	**0.0000**	**121.1123**

3.5 Paving - 2021

Unmitigated Construction Off-Site

	ROG	NOx	CO	SO2	Fugitive PM10	Exhaust PM10	PM10 Total	Fugitive PM2.5	Exhaust PM2.5	PM2.5 Total	Bio- CO2	NBio- CO2	Total CO2	CH4	N2O	CO2e
Category	tons/yr										MT/yr					
Hauling	0.0000	0.0000	0.0000	0.0000	0.0000	0.0000	0.0000	0.0000	0.0000	0.0000	0.0000	0.0000	0.0000	0.0000	0.0000	0.0000
Vendor	0.0000	0.0000	0.0000	0.0000	0.0000	0.0000	0.0000	0.0000	0.0000	0.0000	0.0000	0.0000	0.0000	0.0000	0.0000	0.0000
Worker	3.3000e-003	2.2200e-003	0.0259	9.0000e-005	9.8800e-003	7.0000e-005	9.9500e-003	2.6200e-003	6.0000e-005	2.6800e-003	0.0000	8.2547	8.2547	1.8000e-004	0.0000	8.2591
Total	**3.3000e-003**	**2.2200e-003**	**0.0259**	**9.0000e-005**	**9.8800e-003**	**7.0000e-005**	**9.9500e-003**	**2.6200e-003**	**6.0000e-005**	**2.6800e-003**	**0.0000**	**8.2547**	**8.2547**	**1.8000e-004**	**0.0000**	**8.2591**

Mitigated Construction On-Site

	ROG	NOx	CO	SO2	Fugitive PM10	Exhaust PM10	PM10 Total	Fugitive PM2.5	Exhaust PM2.5	PM2.5 Total	Bio- CO2	NBio- CO2	Total CO2	CH4	N2O	CO2e
Category	tons/yr										MT/yr					
Off-Road	0.0753	0.7751	0.8792	1.3700e-003		0.0407	0.0407		0.0374	0.0374	0.0000	120.1407	120.1407	0.0389	0.0000	121.1121
Paving	0.0194					0.0000	0.0000		0.0000	0.0000	0.0000	0.0000	0.0000	0.0000	0.0000	0.0000
Total	**0.0948**	**0.7751**	**0.8792**	**1.3700e-003**		**0.0407**	**0.0407**		**0.0374**	**0.0374**	**0.0000**	**120.1407**	**120.1407**	**0.0389**	**0.0000**	**121.1121**

3.5 Paving - 2021

Mitigated Construction Off-Site

	ROG	NOx	CO	SO2	Fugitive PM10	Exhaust PM10	PM10 Total	Fugitive PM2.5	Exhaust PM2.5	PM2.5 Total	Bio- CO2	NBio- CO2	Total CO2	CH4	N2O	CO2e
Category	tons/yr										MT/yr					
Hauling	0.0000	0.0000	0.0000	0.0000	0.0000	0.0000	0.0000	0.0000	0.0000	0.0000	0.0000	0.0000	0.0000	0.0000	0.0000	0.0000
Vendor	0.0000	0.0000	0.0000	0.0000	0.0000	0.0000	0.0000	0.0000	0.0000	0.0000	0.0000	0.0000	0.0000	0.0000	0.0000	0.0000
Worker	3.3000e-003	2.2200e-003	0.0259	9.0000e-005	9.8800e-003	7.0000e-005	9.9500e-003	2.6200e-003	6.0000e-005	2.6800e-003	0.0000	8.2547	8.2547	1.8000e-004	0.0000	8.2591
Total	**3.3000e-003**	**2.2200e-003**	**0.0259**	**9.0000e-005**	**9.8800e-003**	**7.0000e-005**	**9.9500e-003**	**2.6200e-003**	**6.0000e-005**	**2.6800e-003**	**0.0000**	**8.2547**	**8.2547**	**1.8000e-004**	**0.0000**	**8.2591**

3.6 Architectural Coating - 2021

Unmitigated Construction On-Site

	ROG	NOx	CO	SO2	Fugitive PM10	Exhaust PM10	PM10 Total	Fugitive PM2.5	Exhaust PM2.5	PM2.5 Total	Bio- CO2	NBio- CO2	Total CO2	CH4	N2O	CO2e
Category	tons/yr										MT/yr					
Archit. Coating	0.0899					0.0000	0.0000		0.0000	0.0000	0.0000	0.0000	0.0000	0.0000	0.0000	0.0000
Off-Road	5.8400e-003	0.0407	0.0485	8.0000e-005		2.5100e-003	2.5100e-003		2.5100e-003	2.5100e-003	0.0000	6.8087	6.8087	4.7000e-004	0.0000	6.8204
Total	**0.0958**	**0.0407**	**0.0485**	**8.0000e-005**		**2.5100e-003**	**2.5100e-003**		**2.5100e-003**	**2.5100e-003**	**0.0000**	**6.8087**	**6.8087**	**4.7000e-004**	**0.0000**	**6.8204**

3.6 Architectural Coating - 2021

Unmitigated Construction Off-Site

	ROG	NOx	CO	SO2	Fugitive PM10	Exhaust PM10	PM10 Total	Fugitive PM2.5	Exhaust PM2.5	PM2.5 Total	Bio- CO2	NBio- CO2	Total CO2	CH4	N2O	CO2e
Category	tons/yr										MT/yr					
Hauling	0.0000	0.0000	0.0000	0.0000	0.0000	0.0000	0.0000	0.0000	0.0000	0.0000	0.0000	0.0000	0.0000	0.0000	0.0000	0.0000
Vendor	0.0000	0.0000	0.0000	0.0000	0.0000	0.0000	0.0000	0.0000	0.0000	0.0000	0.0000	0.0000	0.0000	0.0000	0.0000	0.0000
Worker	3.9600e-003	2.6600e-003	0.0310	1.1000e-004	0.0119	8.0000e-005	0.0119	3.1500e-003	7.0000e-005	3.2200e-003	0.0000	9.9057	9.9057	2.1000e-004	0.0000	9.9110
Total	**3.9600e-003**	**2.6600e-003**	**0.0310**	**1.1000e-004**	**0.0119**	**8.0000e-005**	**0.0119**	**3.1500e-003**	**7.0000e-005**	**3.2200e-003**	**0.0000**	**9.9057**	**9.9057**	**2.1000e-004**	**0.0000**	**9.9110**

Mitigated Construction On-Site

	ROG	NOx	CO	SO2	Fugitive PM10	Exhaust PM10	PM10 Total	Fugitive PM2.5	Exhaust PM2.5	PM2.5 Total	Bio- CO2	NBio- CO2	Total CO2	CH4	N2O	CO2e
Category	tons/yr										MT/yr					
Archit. Coating	0.0899					0.0000	0.0000		0.0000	0.0000	0.0000	0.0000	0.0000	0.0000	0.0000	0.0000
Off-Road	5.8400e-003	0.0407	0.0485	8.0000e-005		2.5100e-003	2.5100e-003		2.5100e-003	2.5100e-003	0.0000	6.8087	6.8087	4.7000e-004	0.0000	6.8204
Total	**0.0958**	**0.0407**	**0.0485**	**8.0000e-005**		**2.5100e-003**	**2.5100e-003**		**2.5100e-003**	**2.5100e-003**	**0.0000**	**6.8087**	**6.8087**	**4.7000e-004**	**0.0000**	**6.8204**

3.6 Architectural Coating - 2021

Mitigated Construction Off-Site

	ROG	NOx	CO	SO2	Fugitive PM10	Exhaust PM10	PM10 Total	Fugitive PM2.5	Exhaust PM2.5	PM2.5 Total	Bio- CO2	NBio- CO2	Total CO2	CH4	N2O	CO2e
Category	tons/yr										MT/yr					
Hauling	0.0000	0.0000	0.0000	0.0000	0.0000	0.0000	0.0000	0.0000	0.0000	0.0000	0.0000	0.0000	0.0000	0.0000	0.0000	0.0000
Vendor	0.0000	0.0000	0.0000	0.0000	0.0000	0.0000	0.0000	0.0000	0.0000	0.0000	0.0000	0.0000	0.0000	0.0000	0.0000	0.0000
Worker	3.9600e-003	2.6600e-003	0.0310	1.1000e-004	0.0119	8.0000e-005	0.0119	3.1500e-003	7.0000e-005	3.2200e-003	0.0000	9.9057	9.9057	2.1000e-004	0.0000	9.9110
Total	**3.9600e-003**	**2.6600e-003**	**0.0310**	**1.1000e-004**	**0.0119**	**8.0000e-005**	**0.0119**	**3.1500e-003**	**7.0000e-005**	**3.2200e-003**	**0.0000**	**9.9057**	**9.9057**	**2.1000e-004**	**0.0000**	**9.9110**

4.0 Operational Detail - Mobile

4.1 Mitigation Measures Mobile

	ROG	NOx	CO	SO2	Fugitive PM10	Exhaust PM10	PM10 Total	Fugitive PM2.5	Exhaust PM2.5	PM2.5 Total	Bio- CO2	NBio- CO2	Total CO2	CH4	N2O	CO2e
Category	tons/yr										MT/yr					
Mitigated	0.0000	0.0000	0.0000	0.0000	0.0000	0.0000	0.0000	0.0000	0.0000	0.0000	0.0000	0.0000	0.0000	0.0000	0.0000	0.0000
Unmitigated	0.0000	0.0000	0.0000	0.0000	0.0000	0.0000	0.0000	0.0000	0.0000	0.0000	0.0000	0.0000	0.0000	0.0000	0.0000	0.0000

4.2 Trip Summary Information

	Average Daily Trip Rate			Unmitigated	Mitigated
Land Use	Weekday	Saturday	Sunday	Annual VMT	Annual VMT
Other Asphalt Surfaces	0.00	0.00	0.00		
Parking Lot	0.00	0.00	0.00		
Total	0.00	0.00	0.00		

4.3 Trip Type Information

	Miles			Trip %			Trip Purpose %		
Land Use	H-W or C-W	H-S or C-C	H-O or C-NW	H-W or C-W	H-S or C-C	H-O or C-NW	Primary	Diverted	Pass-by
Other Asphalt Surfaces	0.00	0.00	0.00	0.00	0.00	0.00	0	0	0
Parking Lot	0.00	0.00	0.00	0.00	0.00	0.00	0	0	0

4.4 Fleet Mix

Land Use	LDA	LDT1	LDT2	MDV	LHD1	LHD2	MHD	HHD	OBUS	UBUS	MCY	SBUS	MH
Other Asphalt Surfaces	0.558976	0.043534	0.209821	0.113949	0.016111	0.005791	0.025447	0.016654	0.001713	0.001553	0.004896	0.000590	0.000966
Parking Lot	0.558976	0.043534	0.209821	0.113949	0.016111	0.005791	0.025447	0.016654	0.001713	0.001553	0.004896	0.000590	0.000966

5.0 Energy Detail

Historical Energy Use: N

5.1 Mitigation Measures Energy

	ROG	NOx	CO	SO2	Fugitive PM10	Exhaust PM10	PM10 Total	Fugitive PM2.5	Exhaust PM2.5	PM2.5 Total	Bio- CO2	NBio- CO2	Total CO2	CH4	N2O	CO2e
Category	tons/yr										MT/yr					
Electricity Mitigated						0.0000	0.0000		0.0000	0.0000	0.0000	0.0000	0.0000	0.0000	0.0000	0.0000
Electricity Unmitigated						0.0000	0.0000		0.0000	0.0000	0.0000	0.0000	0.0000	0.0000	0.0000	0.0000
NaturalGas Mitigated	0.0000	0.0000	0.0000	0.0000		0.0000	0.0000		0.0000	0.0000	0.0000	0.0000	0.0000	0.0000	0.0000	0.0000
NaturalGas Unmitigated	0.0000	0.0000	0.0000	0.0000		0.0000	0.0000		0.0000	0.0000	0.0000	0.0000	0.0000	0.0000	0.0000	0.0000

5.2 Energy by Land Use - NaturalGas

Unmitigated

	NaturalGas Use	ROG	NOx	CO	SO2	Fugitive PM10	Exhaust PM10	PM10 Total	Fugitive PM2.5	Exhaust PM2.5	PM2.5 Total	Bio- CO2	NBio- CO2	Total CO2	CH4	N2O	CO2e
Land Use	kBTU/yr	tons/yr										MT/yr					
Other Asphalt Surfaces	0	0.0000	0.0000	0.0000	0.0000		0.0000	0.0000		0.0000	0.0000	0.0000	0.0000	0.0000	0.0000	0.0000	0.0000
Parking Lot	0	0.0000	0.0000	0.0000	0.0000		0.0000	0.0000		0.0000	0.0000	0.0000	0.0000	0.0000	0.0000	0.0000	0.0000
Total		**0.0000**	**0.0000**	**0.0000**	**0.0000**		**0.0000**	**0.0000**		**0.0000**	**0.0000**	**0.0000**	**0.0000**	**0.0000**	**0.0000**	**0.0000**	**0.0000**

Mitigated

	NaturalGas Use	ROG	NOx	CO	SO2	Fugitive PM10	Exhaust PM10	PM10 Total	Fugitive PM2.5	Exhaust PM2.5	PM2.5 Total	Bio- CO2	NBio- CO2	Total CO2	CH4	N2O	CO2e
Land Use	kBTU/yr	tons/yr										MT/yr					
Other Asphalt Surfaces	0	0.0000	0.0000	0.0000	0.0000		0.0000	0.0000		0.0000	0.0000	0.0000	0.0000	0.0000	0.0000	0.0000	0.0000
Parking Lot	0	0.0000	0.0000	0.0000	0.0000		0.0000	0.0000		0.0000	0.0000	0.0000	0.0000	0.0000	0.0000	0.0000	0.0000
Total		**0.0000**	**0.0000**	**0.0000**	**0.0000**		**0.0000**	**0.0000**		**0.0000**	**0.0000**	**0.0000**	**0.0000**	**0.0000**	**0.0000**	**0.0000**	**0.0000**

5.3 Energy by Land Use - Electricity

Unmitigated

	Electricity Use	Total CO2	CH4	N2O	CO2e
Land Use	kWh/yr	MT/yr			
Other Asphalt Surfaces	0	0.0000	0.0000	0.0000	0.0000
Parking Lot	0	0.0000	0.0000	0.0000	0.0000
Total		**0.0000**	**0.0000**	**0.0000**	**0.0000**

Mitigated

	Electricity Use	Total CO2	CH4	N2O	CO2e
Land Use	kWh/yr	MT/yr			
Other Asphalt Surfaces	0	0.0000	0.0000	0.0000	0.0000
Parking Lot	0	0.0000	0.0000	0.0000	0.0000
Total		**0.0000**	**0.0000**	**0.0000**	**0.0000**

6.0 Area Detail

6.1 Mitigation Measures Area

	ROG	NOx	CO	SO2	Fugitive PM10	Exhaust PM10	PM10 Total	Fugitive PM2.5	Exhaust PM2.5	PM2.5 Total	Bio- CO2	NBio- CO2	Total CO2	CH4	N2O	CO2e
Category	tons/yr										MT/yr					
Mitigated	0.0521	1.3000e-004	0.0143	0.0000		5.0000e-005	5.0000e-005		5.0000e-005	5.0000e-005	0.0000	0.0277	0.0277	7.0000e-005	0.0000	0.0295
Unmitigated	0.0521	1.3000e-004	0.0143	0.0000		5.0000e-005	5.0000e-005		5.0000e-005	5.0000e-005	0.0000	0.0277	0.0277	7.0000e-005	0.0000	0.0295

6.2 Area by SubCategory

Unmitigated

	ROG	NOx	CO	SO2	Fugitive PM10	Exhaust PM10	PM10 Total	Fugitive PM2.5	Exhaust PM2.5	PM2.5 Total	Bio- CO2	NBio- CO2	Total CO2	CH4	N2O	CO2e
SubCategory	tons/yr										MT/yr					
Architectural Coating	8.9900e-003					0.0000	0.0000		0.0000	0.0000	0.0000	0.0000	0.0000	0.0000	0.0000	0.0000
Consumer Products	0.0418					0.0000	0.0000		0.0000	0.0000	0.0000	0.0000	0.0000	0.0000	0.0000	0.0000
Landscaping	1.3300e-003	1.3000e-004	0.0143	0.0000		5.0000e-005	5.0000e-005		5.0000e-005	5.0000e-005	0.0000	0.0277	0.0277	7.0000e-005	0.0000	0.0295
Total	**0.0521**	**1.3000e-004**	**0.0143**	**0.0000**		**5.0000e-005**	**5.0000e-005**		**5.0000e-005**	**5.0000e-005**	**0.0000**	**0.0277**	**0.0277**	**7.0000e-005**	**0.0000**	**0.0295**

6.2 Area by SubCategory

Mitigated

	ROG	NOx	CO	SO2	Fugitive PM10	Exhaust PM10	PM10 Total	Fugitive PM2.5	Exhaust PM2.5	PM2.5 Total	Bio- CO2	NBio- CO2	Total CO2	CH4	N2O	CO2e
SubCategory	tons/yr										MT/yr					
Architectural Coating	8.9900e-003					0.0000	0.0000		0.0000	0.0000	0.0000	0.0000	0.0000	0.0000	0.0000	0.0000
Consumer Products	0.0418					0.0000	0.0000		0.0000	0.0000	0.0000	0.0000	0.0000	0.0000	0.0000	0.0000
Landscaping	1.3300e-003	1.3000e-004	0.0143	0.0000		5.0000e-005	5.0000e-005		5.0000e-005	5.0000e-005	0.0000	0.0277	0.0277	7.0000e-005	0.0000	0.0295
Total	**0.0521**	**1.3000e-004**	**0.0143**	**0.0000**		**5.0000e-005**	**5.0000e-005**		**5.0000e-005**	**5.0000e-005**	**0.0000**	**0.0277**	**0.0277**	**7.0000e-005**	**0.0000**	**0.0295**

7.0 Water Detail

7.1 Mitigation Measures Water

	Total CO2	CH4	N2O	CO2e
Category	MT/yr			
Mitigated	0.0000	0.0000	0.0000	0.0000
Unmitigated	0.0000	0.0000	0.0000	0.0000

7.2 Water by Land Use

Unmitigated

	Indoor/Outdoor Use	Total CO2	CH4	N2O	CO2e
Land Use	Mgal	MT/yr			
Other Asphalt Surfaces	0 / 0	0.0000	0.0000	0.0000	0.0000
Parking Lot	0 / 0	0.0000	0.0000	0.0000	0.0000
Total		**0.0000**	**0.0000**	**0.0000**	**0.0000**

7.2 Water by Land Use

Mitigated

	Indoor/Outdoor Use	Total CO2	CH4	N2O	CO2e
Land Use	Mgal	MT/yr			
Other Asphalt Surfaces	0 / 0	0.0000	0.0000	0.0000	0.0000
Parking Lot	0 / 0	0.0000	0.0000	0.0000	0.0000
Total		**0.0000**	**0.0000**	**0.0000**	**0.0000**

8.0 Waste Detail

8.1 Mitigation Measures Waste

Category/Year

	Total CO2	CH4	N2O	CO2e
	MT/yr			
Mitigated	0.0000	0.0000	0.0000	0.0000
Unmitigated	0.0000	0.0000	0.0000	0.0000

8.2 Waste by Land Use

Unmitigated

	Waste Disposed	Total CO2	CH4	N2O	CO2e
Land Use	tons	MT/yr			
Other Asphalt Surfaces	0	0.0000	0.0000	0.0000	0.0000
Parking Lot	0	0.0000	0.0000	0.0000	0.0000
Total		**0.0000**	**0.0000**	**0.0000**	**0.0000**

Mitigated

	Waste Disposed	Total CO2	CH4	N2O	CO2e
Land Use	tons	MT/yr			
Other Asphalt Surfaces	0	0.0000	0.0000	0.0000	0.0000
Parking Lot	0	0.0000	0.0000	0.0000	0.0000
Total		**0.0000**	**0.0000**	**0.0000**	**0.0000**

9.0 Operational Offroad

Equipment Type	Number	Hours/Day	Days/Year	Horse Power	Load Factor	Fuel Type

10.0 Stationary Equipment

Fire Pumps and Emergency Generators

Equipment Type	Number	Hours/Day	Hours/Year	Horse Power	Load Factor	Fuel Type

Boilers

Equipment Type	Number	Heat Input/Day	Heat Input/Year	Boiler Rating	Fuel Type

User Defined Equipment

Equipment Type	Number

11.0 Vegetation

This page intentionally left blank

APPENDIX 4.2:

CALEEMOD PROJECT ANNUAL OPERATIONAL (PASSENGER CARS) EMISSIONS MODEL OUTPUTS

Katella Avenue - Amazon Option (Operations - Passenger Cars)

Orange County, Annual

1.0 Project Characteristics

1.1 Land Usage

Land Uses	Size	Metric	Lot Acreage	Floor Surface Area	Population
Unrefrigerated Warehouse-No Rail	145.00	1000sqft	3.33	145,004.00	0
Other Asphalt Surfaces	335.03	1000sqft	7.69	335,028.00	0
Parking Lot	779.00	Space	7.15	311,600.00	0

1.2 Other Project Characteristics

Urbanization	Urban	**Wind Speed (m/s)**	2.2	**Precipitation Freq (Days)**	30
Climate Zone	8			**Operational Year**	2021
Utility Company	Southern California Edison				
CO2 Intensity (lb/MWhr)	702.44	**CH4 Intensity (lb/MWhr)**	0.029	**N2O Intensity (lb/MWhr)**	0.006

1.3 User Entered Comments & Non-Default Data

Katella Avenue - Amazon Option (Operations - Passenger Cars) - Orange County, Annual

Project Characteristics -

Land Use - Total Project Area (minus 180,000 sf corporate headquarters) is approximately 18.17 acres.

Construction Phase - Operations Run Only.

Off-road Equipment - Operations Run Only.

Trips and VMT - Operations Run Only.

Vehicle Trips - Trip Characteristics based on information provided in the Katella Avenue Amazon Facility Traffic Impact Analysis by Urban Crossroads, Inc.

Energy Use - The project will design building shells and building components to meet 2019 Title 24 Standards which expects 30% less energy for nonresidential uses

Operational Off-Road Equipment - Based on SCAQMD High Cube Warehouse Truck Trip Study White Paper Summary of Busniess Survey Results (2014)

Fleet Mix - Passenger Car Fleet Mix estimated based on the ratio of the vehicle classes in CalEEMod default fleet mix.

Vehicle Emission Factors - EMFAC2017

Vehicle Emission Factors - EMFAC2017

Vehicle Emission Factors - EMFAC2017

Table Name	Column Name	Default Value	New Value
tblConstructionPhase	NumDays	20.00	0.00
tblEnergyUse	LightingElect	1.96	1.37
tblEnergyUse	T24E	0.59	0.41
tblEnergyUse	T24NG	3.88	2.72
tblFleetMix	HHD	0.02	0.00
tblFleetMix	LDA	0.56	0.60
tblFleetMix	LDT1	0.04	0.05
tblFleetMix	LDT2	0.21	0.23
tblFleetMix	LHD1	0.02	0.00
tblFleetMix	LHD2	5.7910e-003	0.00
tblFleetMix	MCY	4.8960e-003	0.00
tblFleetMix	MDV	0.11	0.12
tblFleetMix	MH	9.6600e-004	0.00

tblFleetMix	MHD	0.03	0.00
tblFleetMix	OBUS	1.7130e-003	0.00
tblFleetMix	SBUS	5.9000e-004	0.00
tblFleetMix	UBUS	1.5530e-003	0.00
tblLandUse	LotAcreage	7.01	7.15
tblOffRoadEquipment	OffRoadEquipmentUnitAmount	1.00	0.00
tblOffRoadEquipment	OffRoadEquipmentUnitAmount	3.00	0.00
tblOffRoadEquipment	OffRoadEquipmentUnitAmount	2.00	0.00
tblOperationalOffRoadEquipment	OperDaysPerYear	260.00	365.00
tblOperationalOffRoadEquipment	OperFuelType	Diesel	CNG
tblOperationalOffRoadEquipment	OperHorsePower	97.00	200.00
tblOperationalOffRoadEquipment	OperHoursPerDay	8.00	4.00
tblOperationalOffRoadEquipment	OperOffRoadEquipmentNumber	0.00	1.00
tblVehicleEF	HHD	0.63	0.03
tblVehicleEF	HHD	0.16	0.14
tblVehicleEF	HHD	0.08	1.0000e-006
tblVehicleEF	HHD	2.36	5.39
tblVehicleEF	HHD	1.29	0.84
tblVehicleEF	HHD	3.99	0.01
tblVehicleEF	HHD	4,116.44	1,057.87
tblVehicleEF	HHD	1,683.99	1,517.44
tblVehicleEF	HHD	12.64	0.09
tblVehicleEF	HHD	20.04	5.92
tblVehicleEF	HHD	3.96	3.93
tblVehicleEF	HHD	0.02	8.4880e-003
tblVehicleEF	HHD	0.06	0.06
tblVehicleEF	HHD	0.03	0.04

tblVehicleEF	HHD	0.02	0.05
tblVehicleEF	HHD	1.1600e-004	1.0000e-006
tblVehicleEF	HHD	0.02	8.1210e-003
tblVehicleEF	HHD	0.03	0.03
tblVehicleEF	HHD	8.6750e-003	8.7680e-003
tblVehicleEF	HHD	0.02	0.05
tblVehicleEF	HHD	1.0700e-004	1.0000e-006
tblVehicleEF	HHD	1.1800e-004	6.0000e-006
tblVehicleEF	HHD	4.9160e-003	2.4300e-004
tblVehicleEF	HHD	0.57	0.41
tblVehicleEF	HHD	8.9000e-005	4.0000e-006
tblVehicleEF	HHD	0.13	0.12
tblVehicleEF	HHD	4.6300e-004	1.1210e-003
tblVehicleEF	HHD	0.10	4.0000e-006
tblVehicleEF	HHD	0.04	9.6940e-003
tblVehicleEF	HHD	0.02	0.01
tblVehicleEF	HHD	1.9200e-004	1.0000e-006
tblVehicleEF	HHD	1.1800e-004	6.0000e-006
tblVehicleEF	HHD	4.9160e-003	2.4300e-004
tblVehicleEF	HHD	0.68	0.48
tblVehicleEF	HHD	8.9000e-005	4.0000e-006
tblVehicleEF	HHD	0.31	0.27
tblVehicleEF	HHD	4.6300e-004	1.1210e-003
tblVehicleEF	HHD	0.11	5.0000e-006
tblVehicleEF	HHD	0.59	0.03
tblVehicleEF	HHD	0.16	0.14
tblVehicleEF	HHD	0.08	1.0000e-006

tblVehicleEF	HHD	1.72	5.25
tblVehicleEF	HHD	1.30	0.84
tblVehicleEF	HHD	3.80	0.01
tblVehicleEF	HHD	4,359.67	1,057.02
tblVehicleEF	HHD	1,683.99	1,517.44
tblVehicleEF	HHD	12.64	0.09
tblVehicleEF	HHD	20.68	5.78
tblVehicleEF	HHD	3.75	3.72
tblVehicleEF	HHD	0.02	7.8070e-003
tblVehicleEF	HHD	0.06	0.06
tblVehicleEF	HHD	0.03	0.04
tblVehicleEF	HHD	0.02	0.05
tblVehicleEF	HHD	1.1600e-004	1.0000e-006
tblVehicleEF	HHD	0.02	7.4700e-003
tblVehicleEF	HHD	0.03	0.03
tblVehicleEF	HHD	8.6750e-003	8.7680e-003
tblVehicleEF	HHD	0.02	0.05
tblVehicleEF	HHD	1.0700e-004	1.0000e-006
tblVehicleEF	HHD	1.6900e-004	9.0000e-006
tblVehicleEF	HHD	5.0090e-003	2.4600e-004
tblVehicleEF	HHD	0.54	0.43
tblVehicleEF	HHD	1.2500e-004	6.0000e-006
tblVehicleEF	HHD	0.13	0.12
tblVehicleEF	HHD	4.4900e-004	1.1010e-003
tblVehicleEF	HHD	0.09	4.0000e-006
tblVehicleEF	HHD	0.04	9.6850e-003
tblVehicleEF	HHD	0.02	0.01

tblVehicleEF	HHD	1.8900e-004	1.0000e-006
tblVehicleEF	HHD	1.6900e-004	9.0000e-006
tblVehicleEF	HHD	5.0090e-003	2.4600e-004
tblVehicleEF	HHD	0.64	0.50
tblVehicleEF	HHD	1.2500e-004	6.0000e-006
tblVehicleEF	HHD	0.31	0.27
tblVehicleEF	HHD	4.4900e-004	1.1010e-003
tblVehicleEF	HHD	0.10	4.0000e-006
tblVehicleEF	HHD	0.68	0.02
tblVehicleEF	HHD	0.16	5.0360e-003
tblVehicleEF	HHD	0.08	1.0000e-006
tblVehicleEF	HHD	3.25	5.42
tblVehicleEF	HHD	1.29	0.46
tblVehicleEF	HHD	4.03	0.01
tblVehicleEF	HHD	3,780.54	1,027.42
tblVehicleEF	HHD	1,683.99	1,421.63
tblVehicleEF	HHD	12.64	0.09
tblVehicleEF	HHD	19.16	5.92
tblVehicleEF	HHD	3.89	3.78
tblVehicleEF	HHD	0.02	8.9820e-003
tblVehicleEF	HHD	0.06	0.06
tblVehicleEF	HHD	0.03	0.03
tblVehicleEF	HHD	0.02	0.05
tblVehicleEF	HHD	1.1600e-004	1.0000e-006
tblVehicleEF	HHD	0.02	8.5930e-003
tblVehicleEF	HHD	0.03	0.03
tblVehicleEF	HHD	8.6750e-003	8.5160e-003

tblVehicleEF	HHD	0.02	0.05
tblVehicleEF	HHD	1.0700e-004	1.0000e-006
tblVehicleEF	HHD	1.1700e-004	6.0000e-006
tblVehicleEF	HHD	5.3110e-003	2.7000e-004
tblVehicleEF	HHD	0.61	0.39
tblVehicleEF	HHD	9.0000e-005	4.0000e-006
tblVehicleEF	HHD	0.13	0.11
tblVehicleEF	HHD	5.0200e-004	1.1940e-003
tblVehicleEF	HHD	0.10	4.0000e-006
tblVehicleEF	HHD	0.03	9.7070e-003
tblVehicleEF	HHD	0.02	0.01
tblVehicleEF	HHD	1.9300e-004	1.0000e-006
tblVehicleEF	HHD	1.1700e-004	6.0000e-006
tblVehicleEF	HHD	5.3110e-003	2.7000e-004
tblVehicleEF	HHD	0.73	0.44
tblVehicleEF	HHD	9.0000e-005	4.0000e-006
tblVehicleEF	HHD	0.31	0.12
tblVehicleEF	HHD	5.0200e-004	1.1940e-003
tblVehicleEF	HHD	0.11	5.0000e-006
tblVehicleEF	LDA	4.3340e-003	2.6620e-003
tblVehicleEF	LDA	5.1760e-003	0.05
tblVehicleEF	LDA	0.58	0.68
tblVehicleEF	LDA	1.10	2.11
tblVehicleEF	LDA	263.86	265.52
tblVehicleEF	LDA	58.33	54.23
tblVehicleEF	LDA	0.05	0.04
tblVehicleEF	LDA	1.9130e-003	1.6720e-003

tblVehicleEF	LDA	2.2790e-003	1.9250e-003
tblVehicleEF	LDA	1.7630e-003	1.5400e-003
tblVehicleEF	LDA	2.0960e-003	1.7700e-003
tblVehicleEF	LDA	0.04	0.05
tblVehicleEF	LDA	0.09	0.10
tblVehicleEF	LDA	0.03	0.05
tblVehicleEF	LDA	0.01	0.01
tblVehicleEF	LDA	0.04	0.21
tblVehicleEF	LDA	0.07	0.23
tblVehicleEF	LDA	2.6420e-003	2.6270e-003
tblVehicleEF	LDA	6.0200e-004	5.3700e-004
tblVehicleEF	LDA	0.04	0.05
tblVehicleEF	LDA	0.09	0.10
tblVehicleEF	LDA	0.03	0.05
tblVehicleEF	LDA	0.02	0.01
tblVehicleEF	LDA	0.04	0.21
tblVehicleEF	LDA	0.08	0.25
tblVehicleEF	LDA	4.5760e-003	2.8320e-003
tblVehicleEF	LDA	4.6500e-003	0.05
tblVehicleEF	LDA	0.63	0.74
tblVehicleEF	LDA	0.95	1.82
tblVehicleEF	LDA	274.96	276.40
tblVehicleEF	LDA	58.33	53.69
tblVehicleEF	LDA	0.04	0.03
tblVehicleEF	LDA	1.9130e-003	1.6720e-003
tblVehicleEF	LDA	2.2790e-003	1.9250e-003
tblVehicleEF	LDA	1.7630e-003	1.5400e-003

tblVehicleEF	LDA	2.0960e-003	1.7700e-003
tblVehicleEF	LDA	0.05	0.07
tblVehicleEF	LDA	0.09	0.10
tblVehicleEF	LDA	0.05	0.07
tblVehicleEF	LDA	0.01	0.01
tblVehicleEF	LDA	0.04	0.19
tblVehicleEF	LDA	0.06	0.21
tblVehicleEF	LDA	2.7540e-003	2.7340e-003
tblVehicleEF	LDA	5.9900e-004	5.3100e-004
tblVehicleEF	LDA	0.05	0.07
tblVehicleEF	LDA	0.09	0.10
tblVehicleEF	LDA	0.05	0.07
tblVehicleEF	LDA	0.02	0.02
tblVehicleEF	LDA	0.04	0.19
tblVehicleEF	LDA	0.07	0.23
tblVehicleEF	LDA	4.2520e-003	2.6080e-003
tblVehicleEF	LDA	5.2830e-003	0.05
tblVehicleEF	LDA	0.56	0.65
tblVehicleEF	LDA	1.13	2.18
tblVehicleEF	LDA	259.76	261.50
tblVehicleEF	LDA	58.33	54.34
tblVehicleEF	LDA	0.05	0.04
tblVehicleEF	LDA	1.9130e-003	1.6720e-003
tblVehicleEF	LDA	2.2790e-003	1.9250e-003
tblVehicleEF	LDA	1.7630e-003	1.5400e-003
tblVehicleEF	LDA	2.0960e-003	1.7700e-003
tblVehicleEF	LDA	0.04	0.05

tblVehicleEF	LDA	0.10	0.10
tblVehicleEF	LDA	0.03	0.05
tblVehicleEF	LDA	0.01	0.01
tblVehicleEF	LDA	0.04	0.23
tblVehicleEF	LDA	0.07	0.23
tblVehicleEF	LDA	2.6010e-003	2.5870e-003
tblVehicleEF	LDA	6.0200e-004	5.3800e-004
tblVehicleEF	LDA	0.04	0.05
tblVehicleEF	LDA	0.10	0.10
tblVehicleEF	LDA	0.03	0.05
tblVehicleEF	LDA	0.02	0.01
tblVehicleEF	LDA	0.04	0.23
tblVehicleEF	LDA	0.08	0.26
tblVehicleEF	LDT1	9.9920e-003	6.2080e-003
tblVehicleEF	LDT1	0.01	0.07
tblVehicleEF	LDT1	1.19	1.26
tblVehicleEF	LDT1	2.74	2.32
tblVehicleEF	LDT1	324.21	313.05
tblVehicleEF	LDT1	71.81	65.11
tblVehicleEF	LDT1	0.11	0.10
tblVehicleEF	LDT1	2.5570e-003	2.3060e-003
tblVehicleEF	LDT1	3.2780e-003	2.6450e-003
tblVehicleEF	LDT1	2.3530e-003	2.1220e-003
tblVehicleEF	LDT1	3.0150e-003	2.4330e-003
tblVehicleEF	LDT1	0.12	0.12
tblVehicleEF	LDT1	0.25	0.19
tblVehicleEF	LDT1	0.10	0.11

tblVehicleEF	LDT1	0.02	0.03
tblVehicleEF	LDT1	0.16	0.66
tblVehicleEF	LDT1	0.19	0.36
tblVehicleEF	LDT1	3.2560e-003	3.0980e-003
tblVehicleEF	LDT1	7.6600e-004	6.4400e-004
tblVehicleEF	LDT1	0.12	0.12
tblVehicleEF	LDT1	0.25	0.19
tblVehicleEF	LDT1	0.10	0.11
tblVehicleEF	LDT1	0.04	0.04
tblVehicleEF	LDT1	0.16	0.66
tblVehicleEF	LDT1	0.21	0.40
tblVehicleEF	LDT1	0.01	6.5570e-003
tblVehicleEF	LDT1	0.01	0.07
tblVehicleEF	LDT1	1.28	1.36
tblVehicleEF	LDT1	2.36	2.00
tblVehicleEF	LDT1	337.31	324.18
tblVehicleEF	LDT1	71.81	64.47
tblVehicleEF	LDT1	0.10	0.09
tblVehicleEF	LDT1	2.5570e-003	2.3060e-003
tblVehicleEF	LDT1	3.2780e-003	2.6450e-003
tblVehicleEF	LDT1	2.3530e-003	2.1220e-003
tblVehicleEF	LDT1	3.0150e-003	2.4330e-003
tblVehicleEF	LDT1	0.17	0.18
tblVehicleEF	LDT1	0.26	0.20
tblVehicleEF	LDT1	0.14	0.15
tblVehicleEF	LDT1	0.03	0.03
tblVehicleEF	LDT1	0.14	0.61

tblVehicleEF	LDT1	0.17	0.32
tblVehicleEF	LDT1	3.3880e-003	3.2080e-003
tblVehicleEF	LDT1	7.5900e-004	6.3800e-004
tblVehicleEF	LDT1	0.17	0.18
tblVehicleEF	LDT1	0.26	0.20
tblVehicleEF	LDT1	0.14	0.15
tblVehicleEF	LDT1	0.04	0.04
tblVehicleEF	LDT1	0.14	0.61
tblVehicleEF	LDT1	0.19	0.36
tblVehicleEF	LDT1	9.8200e-003	6.0950e-003
tblVehicleEF	LDT1	0.01	0.07
tblVehicleEF	LDT1	1.16	1.22
tblVehicleEF	LDT1	2.82	2.40
tblVehicleEF	LDT1	319.38	308.94
tblVehicleEF	LDT1	71.81	65.25
tblVehicleEF	LDT1	0.11	0.10
tblVehicleEF	LDT1	2.5570e-003	2.3060e-003
tblVehicleEF	LDT1	3.2780e-003	2.6450e-003
tblVehicleEF	LDT1	2.3530e-003	2.1220e-003
tblVehicleEF	LDT1	3.0150e-003	2.4330e-003
tblVehicleEF	LDT1	0.12	0.13
tblVehicleEF	LDT1	0.29	0.22
tblVehicleEF	LDT1	0.10	0.11
tblVehicleEF	LDT1	0.02	0.03
tblVehicleEF	LDT1	0.18	0.78
tblVehicleEF	LDT1	0.19	0.37
tblVehicleEF	LDT1	3.2070e-003	3.0570e-003

tblVehicleEF	LDT1	7.6700e-004	6.4600e-004
tblVehicleEF	LDT1	0.12	0.13
tblVehicleEF	LDT1	0.29	0.22
tblVehicleEF	LDT1	0.10	0.11
tblVehicleEF	LDT1	0.04	0.04
tblVehicleEF	LDT1	0.18	0.78
tblVehicleEF	LDT1	0.21	0.41
tblVehicleEF	LDT2	5.7840e-003	4.0560e-003
tblVehicleEF	LDT2	6.6620e-003	0.07
tblVehicleEF	LDT2	0.74	0.91
tblVehicleEF	LDT2	1.41	2.69
tblVehicleEF	LDT2	369.26	341.01
tblVehicleEF	LDT2	81.71	71.31
tblVehicleEF	LDT2	0.07	0.07
tblVehicleEF	LDT2	1.8090e-003	1.6370e-003
tblVehicleEF	LDT2	2.1990e-003	1.8210e-003
tblVehicleEF	LDT2	1.6640e-003	1.5060e-003
tblVehicleEF	LDT2	2.0220e-003	1.6740e-003
tblVehicleEF	LDT2	0.05	0.07
tblVehicleEF	LDT2	0.11	0.12
tblVehicleEF	LDT2	0.05	0.08
tblVehicleEF	LDT2	0.01	0.02
tblVehicleEF	LDT2	0.06	0.39
tblVehicleEF	LDT2	0.09	0.32
tblVehicleEF	LDT2	3.6980e-003	3.3740e-003
tblVehicleEF	LDT2	8.4100e-004	7.0600e-004
tblVehicleEF	LDT2	0.05	0.07

tblVehicleEF	LDT2	0.11	0.12
tblVehicleEF	LDT2	0.05	0.08
tblVehicleEF	LDT2	0.02	0.02
tblVehicleEF	LDT2	0.06	0.39
tblVehicleEF	LDT2	0.10	0.35
tblVehicleEF	LDT2	6.1050e-003	4.3050e-003
tblVehicleEF	LDT2	5.9960e-003	0.06
tblVehicleEF	LDT2	0.80	0.99
tblVehicleEF	LDT2	1.22	2.32
tblVehicleEF	LDT2	384.42	352.00
tblVehicleEF	LDT2	81.71	70.61
tblVehicleEF	LDT2	0.06	0.06
tblVehicleEF	LDT2	1.8090e-003	1.6370e-003
tblVehicleEF	LDT2	2.1990e-003	1.8210e-003
tblVehicleEF	LDT2	1.6640e-003	1.5060e-003
tblVehicleEF	LDT2	2.0220e-003	1.6740e-003
tblVehicleEF	LDT2	0.07	0.11
tblVehicleEF	LDT2	0.11	0.13
tblVehicleEF	LDT2	0.07	0.10
tblVehicleEF	LDT2	0.02	0.02
tblVehicleEF	LDT2	0.05	0.36
tblVehicleEF	LDT2	0.08	0.29
tblVehicleEF	LDT2	3.8500e-003	3.4820e-003
tblVehicleEF	LDT2	8.3800e-004	6.9900e-004
tblVehicleEF	LDT2	0.07	0.11
tblVehicleEF	LDT2	0.11	0.13
tblVehicleEF	LDT2	0.07	0.10

tblVehicleEF	LDT2	0.02	0.02
tblVehicleEF	LDT2	0.05	0.36
tblVehicleEF	LDT2	0.09	0.31
tblVehicleEF	LDT2	5.6750e-003	3.9780e-003
tblVehicleEF	LDT2	6.7990e-003	0.07
tblVehicleEF	LDT2	0.72	0.88
tblVehicleEF	LDT2	1.45	2.77
tblVehicleEF	LDT2	363.66	336.95
tblVehicleEF	LDT2	81.71	71.46
tblVehicleEF	LDT2	0.07	0.07
tblVehicleEF	LDT2	1.8090e-003	1.6370e-003
tblVehicleEF	LDT2	2.1990e-003	1.8210e-003
tblVehicleEF	LDT2	1.6640e-003	1.5060e-003
tblVehicleEF	LDT2	2.0220e-003	1.6740e-003
tblVehicleEF	LDT2	0.04	0.07
tblVehicleEF	LDT2	0.11	0.13
tblVehicleEF	LDT2	0.05	0.08
tblVehicleEF	LDT2	0.01	0.02
tblVehicleEF	LDT2	0.07	0.46
tblVehicleEF	LDT2	0.09	0.33
tblVehicleEF	LDT2	3.6420e-003	3.3340e-003
tblVehicleEF	LDT2	8.4100e-004	7.0700e-004
tblVehicleEF	LDT2	0.04	0.07
tblVehicleEF	LDT2	0.11	0.13
tblVehicleEF	LDT2	0.05	0.08
tblVehicleEF	LDT2	0.02	0.02
tblVehicleEF	LDT2	0.07	0.46

tblVehicleEF	LDT2	0.10	0.36
tblVehicleEF	LHD1	5.7990e-003	5.8180e-003
tblVehicleEF	LHD1	0.01	5.0100e-003
tblVehicleEF	LHD1	0.02	0.02
tblVehicleEF	LHD1	0.15	0.19
tblVehicleEF	LHD1	0.78	0.57
tblVehicleEF	LHD1	2.55	1.09
tblVehicleEF	LHD1	9.03	9.05
tblVehicleEF	LHD1	603.73	667.72
tblVehicleEF	LHD1	33.13	12.41
tblVehicleEF	LHD1	0.08	0.06
tblVehicleEF	LHD1	1.27	0.81
tblVehicleEF	LHD1	8.6000e-004	7.5600e-004
tblVehicleEF	LHD1	0.01	9.6460e-003
tblVehicleEF	LHD1	0.01	7.2150e-003
tblVehicleEF	LHD1	9.1700e-004	2.5500e-004
tblVehicleEF	LHD1	8.2300e-004	7.2300e-004
tblVehicleEF	LHD1	2.5110e-003	2.4120e-003
tblVehicleEF	LHD1	9.9290e-003	6.8770e-003
tblVehicleEF	LHD1	8.4300e-004	2.3500e-004
tblVehicleEF	LHD1	2.8210e-003	2.2570e-003
tblVehicleEF	LHD1	0.10	0.07
tblVehicleEF	LHD1	0.02	0.02
tblVehicleEF	LHD1	1.7870e-003	1.4220e-003
tblVehicleEF	LHD1	0.06	0.05
tblVehicleEF	LHD1	0.28	0.47
tblVehicleEF	LHD1	0.27	0.08

tblVehicleEF	LHD1	9.1000e-005	8.8000e-005
tblVehicleEF	LHD1	5.9280e-003	6.5210e-003
tblVehicleEF	LHD1	3.7900e-004	1.2300e-004
tblVehicleEF	LHD1	2.8210e-003	2.2570e-003
tblVehicleEF	LHD1	0.10	0.07
tblVehicleEF	LHD1	0.02	0.03
tblVehicleEF	LHD1	1.7870e-003	1.4220e-003
tblVehicleEF	LHD1	0.08	0.06
tblVehicleEF	LHD1	0.28	0.47
tblVehicleEF	LHD1	0.29	0.09
tblVehicleEF	LHD1	5.7990e-003	5.8300e-003
tblVehicleEF	LHD1	0.01	5.0980e-003
tblVehicleEF	LHD1	0.02	0.02
tblVehicleEF	LHD1	0.15	0.19
tblVehicleEF	LHD1	0.79	0.58
tblVehicleEF	LHD1	2.44	1.04
tblVehicleEF	LHD1	9.03	9.05
tblVehicleEF	LHD1	603.73	667.74
tblVehicleEF	LHD1	33.13	12.33
tblVehicleEF	LHD1	0.08	0.06
tblVehicleEF	LHD1	1.19	0.76
tblVehicleEF	LHD1	8.6000e-004	7.5600e-004
tblVehicleEF	LHD1	0.01	9.6460e-003
tblVehicleEF	LHD1	0.01	7.2150e-003
tblVehicleEF	LHD1	9.1700e-004	2.5500e-004
tblVehicleEF	LHD1	8.2300e-004	7.2300e-004
tblVehicleEF	LHD1	2.5110e-003	2.4120e-003

tblVehicleEF	LHD1	9.9290e-003	6.8770e-003
tblVehicleEF	LHD1	8.4300e-004	2.3500e-004
tblVehicleEF	LHD1	3.9390e-003	3.1600e-003
tblVehicleEF	LHD1	0.10	0.07
tblVehicleEF	LHD1	0.02	0.02
tblVehicleEF	LHD1	2.4300e-003	1.9450e-003
tblVehicleEF	LHD1	0.06	0.05
tblVehicleEF	LHD1	0.27	0.45
tblVehicleEF	LHD1	0.26	0.08
tblVehicleEF	LHD1	9.1000e-005	8.8000e-005
tblVehicleEF	LHD1	5.9280e-003	6.5210e-003
tblVehicleEF	LHD1	3.7700e-004	1.2200e-004
tblVehicleEF	LHD1	3.9390e-003	3.1600e-003
tblVehicleEF	LHD1	0.10	0.07
tblVehicleEF	LHD1	0.02	0.03
tblVehicleEF	LHD1	2.4300e-003	1.9450e-003
tblVehicleEF	LHD1	0.08	0.06
tblVehicleEF	LHD1	0.27	0.45
tblVehicleEF	LHD1	0.28	0.08
tblVehicleEF	LHD1	5.7990e-003	5.8160e-003
tblVehicleEF	LHD1	0.01	4.9860e-003
tblVehicleEF	LHD1	0.02	0.02
tblVehicleEF	LHD1	0.15	0.19
tblVehicleEF	LHD1	0.77	0.57
tblVehicleEF	LHD1	2.56	1.09
tblVehicleEF	LHD1	9.03	9.05
tblVehicleEF	LHD1	603.73	667.72

tblVehicleEF	LHD1	33.13	12.42
tblVehicleEF	LHD1	0.08	0.06
tblVehicleEF	LHD1	1.24	0.80
tblVehicleEF	LHD1	8.6000e-004	7.5600e-004
tblVehicleEF	LHD1	0.01	9.6460e-003
tblVehicleEF	LHD1	0.01	7.2150e-003
tblVehicleEF	LHD1	9.1700e-004	2.5500e-004
tblVehicleEF	LHD1	8.2300e-004	7.2300e-004
tblVehicleEF	LHD1	2.5110e-003	2.4120e-003
tblVehicleEF	LHD1	9.9290e-003	6.8770e-003
tblVehicleEF	LHD1	8.4300e-004	2.3500e-004
tblVehicleEF	LHD1	2.9400e-003	2.3610e-003
tblVehicleEF	LHD1	0.11	0.08
tblVehicleEF	LHD1	0.02	0.02
tblVehicleEF	LHD1	1.8110e-003	1.4460e-003
tblVehicleEF	LHD1	0.06	0.05
tblVehicleEF	LHD1	0.30	0.50
tblVehicleEF	LHD1	0.27	0.08
tblVehicleEF	LHD1	9.1000e-005	8.8000e-005
tblVehicleEF	LHD1	5.9280e-003	6.5210e-003
tblVehicleEF	LHD1	3.8000e-004	1.2300e-004
tblVehicleEF	LHD1	2.9400e-003	2.3610e-003
tblVehicleEF	LHD1	0.11	0.08
tblVehicleEF	LHD1	0.02	0.03
tblVehicleEF	LHD1	1.8110e-003	1.4460e-003
tblVehicleEF	LHD1	0.08	0.06
tblVehicleEF	LHD1	0.30	0.50

tblVehicleEF	LHD1	0.29	0.09
tblVehicleEF	LHD2	4.2890e-003	4.2530e-003
tblVehicleEF	LHD2	4.2710e-003	3.6630e-003
tblVehicleEF	LHD2	9.4470e-003	0.01
tblVehicleEF	LHD2	0.13	0.16
tblVehicleEF	LHD2	0.36	0.41
tblVehicleEF	LHD2	1.38	0.76
tblVehicleEF	LHD2	13.67	13.61
tblVehicleEF	LHD2	619.08	679.10
tblVehicleEF	LHD2	28.46	10.01
tblVehicleEF	LHD2	0.10	0.09
tblVehicleEF	LHD2	0.87	0.94
tblVehicleEF	LHD2	1.1890e-003	1.1970e-003
tblVehicleEF	LHD2	0.01	0.01
tblVehicleEF	LHD2	9.7400e-003	0.01
tblVehicleEF	LHD2	4.6100e-004	1.4900e-004
tblVehicleEF	LHD2	1.1370e-003	1.1460e-003
tblVehicleEF	LHD2	2.6460e-003	2.6120e-003
tblVehicleEF	LHD2	9.3060e-003	9.6640e-003
tblVehicleEF	LHD2	4.2300e-004	1.3700e-004
tblVehicleEF	LHD2	1.1610e-003	1.4570e-003
tblVehicleEF	LHD2	0.04	0.05
tblVehicleEF	LHD2	0.02	0.02
tblVehicleEF	LHD2	7.7900e-004	9.3400e-004
tblVehicleEF	LHD2	0.05	0.05
tblVehicleEF	LHD2	0.09	0.30
tblVehicleEF	LHD2	0.13	0.06

tblVehicleEF	LHD2	1.3400e-004	1.3100e-004
tblVehicleEF	LHD2	6.0340e-003	6.5780e-003
tblVehicleEF	LHD2	3.1000e-004	9.9000e-005
tblVehicleEF	LHD2	1.1610e-003	1.4570e-003
tblVehicleEF	LHD2	0.04	0.05
tblVehicleEF	LHD2	0.02	0.03
tblVehicleEF	LHD2	7.7900e-004	9.3400e-004
tblVehicleEF	LHD2	0.05	0.06
tblVehicleEF	LHD2	0.09	0.30
tblVehicleEF	LHD2	0.14	0.06
tblVehicleEF	LHD2	4.2890e-003	4.2620e-003
tblVehicleEF	LHD2	4.3220e-003	3.7010e-003
tblVehicleEF	LHD2	9.1410e-003	0.01
tblVehicleEF	LHD2	0.13	0.16
tblVehicleEF	LHD2	0.37	0.41
tblVehicleEF	LHD2	1.32	0.73
tblVehicleEF	LHD2	13.67	13.61
tblVehicleEF	LHD2	619.08	679.11
tblVehicleEF	LHD2	28.46	9.96
tblVehicleEF	LHD2	0.10	0.09
tblVehicleEF	LHD2	0.82	0.88
tblVehicleEF	LHD2	1.1890e-003	1.1970e-003
tblVehicleEF	LHD2	0.01	0.01
tblVehicleEF	LHD2	9.7400e-003	0.01
tblVehicleEF	LHD2	4.6100e-004	1.4900e-004
tblVehicleEF	LHD2	1.1370e-003	1.1460e-003
tblVehicleEF	LHD2	2.6460e-003	2.6120e-003

tblVehicleEF	LHD2	9.3060e-003	9.6640e-003
tblVehicleEF	LHD2	4.2300e-004	1.3700e-004
tblVehicleEF	LHD2	1.6270e-003	2.0410e-003
tblVehicleEF	LHD2	0.04	0.05
tblVehicleEF	LHD2	0.02	0.02
tblVehicleEF	LHD2	1.0610e-003	1.2770e-003
tblVehicleEF	LHD2	0.05	0.05
tblVehicleEF	LHD2	0.08	0.29
tblVehicleEF	LHD2	0.12	0.05
tblVehicleEF	LHD2	1.3400e-004	1.3100e-004
tblVehicleEF	LHD2	6.0340e-003	6.5780e-003
tblVehicleEF	LHD2	3.0900e-004	9.9000e-005
tblVehicleEF	LHD2	1.6270e-003	2.0410e-003
tblVehicleEF	LHD2	0.04	0.05
tblVehicleEF	LHD2	0.02	0.03
tblVehicleEF	LHD2	1.0610e-003	1.2770e-003
tblVehicleEF	LHD2	0.05	0.06
tblVehicleEF	LHD2	0.08	0.29
tblVehicleEF	LHD2	0.13	0.06
tblVehicleEF	LHD2	4.2890e-003	4.2510e-003
tblVehicleEF	LHD2	4.2570e-003	3.6530e-003
tblVehicleEF	LHD2	9.5090e-003	0.01
tblVehicleEF	LHD2	0.13	0.16
tblVehicleEF	LHD2	0.36	0.41
tblVehicleEF	LHD2	1.38	0.76
tblVehicleEF	LHD2	13.67	13.61
tblVehicleEF	LHD2	619.08	679.10

tblVehicleEF	LHD2	28.46	10.02
tblVehicleEF	LHD2	0.10	0.09
tblVehicleEF	LHD2	0.85	0.92
tblVehicleEF	LHD2	1.1890e-003	1.1970e-003
tblVehicleEF	LHD2	0.01	0.01
tblVehicleEF	LHD2	9.7400e-003	0.01
tblVehicleEF	LHD2	4.6100e-004	1.4900e-004
tblVehicleEF	LHD2	1.1370e-003	1.1460e-003
tblVehicleEF	LHD2	2.6460e-003	2.6120e-003
tblVehicleEF	LHD2	9.3060e-003	9.6640e-003
tblVehicleEF	LHD2	4.2300e-004	1.3700e-004
tblVehicleEF	LHD2	1.1810e-003	1.5020e-003
tblVehicleEF	LHD2	0.04	0.06
tblVehicleEF	LHD2	0.02	0.02
tblVehicleEF	LHD2	7.7800e-004	9.3300e-004
tblVehicleEF	LHD2	0.05	0.05
tblVehicleEF	LHD2	0.10	0.33
tblVehicleEF	LHD2	0.13	0.06
tblVehicleEF	LHD2	1.3400e-004	1.3100e-004
tblVehicleEF	LHD2	6.0340e-003	6.5780e-003
tblVehicleEF	LHD2	3.1000e-004	9.9000e-005
tblVehicleEF	LHD2	1.1810e-003	1.5020e-003
tblVehicleEF	LHD2	0.04	0.06
tblVehicleEF	LHD2	0.02	0.03
tblVehicleEF	LHD2	7.7800e-004	9.3300e-004
tblVehicleEF	LHD2	0.05	0.06
tblVehicleEF	LHD2	0.10	0.33

tblVehicleEF	LHD2	0.14	0.06
tblVehicleEF	MCY	0.48	0.35
tblVehicleEF	MCY	0.15	0.24
tblVehicleEF	MCY	18.61	18.90
tblVehicleEF	MCY	9.56	8.43
tblVehicleEF	MCY	177.57	214.49
tblVehicleEF	MCY	45.30	60.11
tblVehicleEF	MCY	1.12	1.12
tblVehicleEF	MCY	2.1370e-003	2.1160e-003
tblVehicleEF	MCY	3.9240e-003	3.2680e-003
tblVehicleEF	MCY	1.9990e-003	1.9800e-003
tblVehicleEF	MCY	3.7000e-003	3.0810e-003
tblVehicleEF	MCY	1.13	1.16
tblVehicleEF	MCY	0.69	0.72
tblVehicleEF	MCY	0.71	0.72
tblVehicleEF	MCY	2.38	2.40
tblVehicleEF	MCY	0.65	2.07
tblVehicleEF	MCY	2.05	1.82
tblVehicleEF	MCY	2.1510e-003	2.1230e-003
tblVehicleEF	MCY	6.7000e-004	5.9500e-004
tblVehicleEF	MCY	1.13	1.16
tblVehicleEF	MCY	0.69	0.72
tblVehicleEF	MCY	0.71	0.72
tblVehicleEF	MCY	2.95	2.97
tblVehicleEF	MCY	0.65	2.07
tblVehicleEF	MCY	2.24	1.98
tblVehicleEF	MCY	0.47	0.35

tblVehicleEF	MCY	0.14	0.21
tblVehicleEF	MCY	17.91	18.17
tblVehicleEF	MCY	8.81	7.74
tblVehicleEF	MCY	177.57	213.12
tblVehicleEF	MCY	45.30	58.36
tblVehicleEF	MCY	0.98	0.98
tblVehicleEF	MCY	2.1370e-003	2.1160e-003
tblVehicleEF	MCY	3.9240e-003	3.2680e-003
tblVehicleEF	MCY	1.9990e-003	1.9800e-003
tblVehicleEF	MCY	3.7000e-003	3.0810e-003
tblVehicleEF	MCY	1.71	1.74
tblVehicleEF	MCY	0.73	0.76
tblVehicleEF	MCY	1.12	1.14
tblVehicleEF	MCY	2.33	2.34
tblVehicleEF	MCY	0.61	1.94
tblVehicleEF	MCY	1.85	1.62
tblVehicleEF	MCY	2.1380e-003	2.1090e-003
tblVehicleEF	MCY	6.5100e-004	5.7700e-004
tblVehicleEF	MCY	1.71	1.74
tblVehicleEF	MCY	0.73	0.76
tblVehicleEF	MCY	1.12	1.14
tblVehicleEF	MCY	2.89	2.90
tblVehicleEF	MCY	0.61	1.94
tblVehicleEF	MCY	2.01	1.77
tblVehicleEF	MCY	0.48	0.35
tblVehicleEF	MCY	0.15	0.24
tblVehicleEF	MCY	18.72	19.01

tblVehicleEF	MCY	9.67	8.55
tblVehicleEF	MCY	177.57	214.70
tblVehicleEF	MCY	45.30	60.42
tblVehicleEF	MCY	1.09	1.09
tblVehicleEF	MCY	2.1370e-003	2.1160e-003
tblVehicleEF	MCY	3.9240e-003	3.2680e-003
tblVehicleEF	MCY	1.9990e-003	1.9800e-003
tblVehicleEF	MCY	3.7000e-003	3.0810e-003
tblVehicleEF	MCY	1.26	1.28
tblVehicleEF	MCY	0.89	0.92
tblVehicleEF	MCY	0.75	0.76
tblVehicleEF	MCY	2.39	2.41
tblVehicleEF	MCY	0.75	2.38
tblVehicleEF	MCY	2.09	1.86
tblVehicleEF	MCY	2.1530e-003	2.1250e-003
tblVehicleEF	MCY	6.7300e-004	5.9800e-004
tblVehicleEF	MCY	1.26	1.28
tblVehicleEF	MCY	0.89	0.92
tblVehicleEF	MCY	0.75	0.76
tblVehicleEF	MCY	2.97	2.98
tblVehicleEF	MCY	0.75	2.38
tblVehicleEF	MCY	2.28	2.02
tblVehicleEF	MDV	0.01	5.6010e-003
tblVehicleEF	MDV	0.01	0.08
tblVehicleEF	MDV	1.26	1.12
tblVehicleEF	MDV	2.62	3.12
tblVehicleEF	MDV	500.02	420.73

tblVehicleEF	MDV	108.15	86.72
tblVehicleEF	MDV	0.14	0.10
tblVehicleEF	MDV	1.9190e-003	1.7850e-003
tblVehicleEF	MDV	2.3090e-003	1.9840e-003
tblVehicleEF	MDV	1.7700e-003	1.6470e-003
tblVehicleEF	MDV	2.1250e-003	1.8250e-003
tblVehicleEF	MDV	0.07	0.08
tblVehicleEF	MDV	0.16	0.14
tblVehicleEF	MDV	0.07	0.09
tblVehicleEF	MDV	0.03	0.02
tblVehicleEF	MDV	0.10	0.42
tblVehicleEF	MDV	0.20	0.41
tblVehicleEF	MDV	5.0080e-003	4.1600e-003
tblVehicleEF	MDV	1.1270e-003	8.5800e-004
tblVehicleEF	MDV	0.07	0.08
tblVehicleEF	MDV	0.16	0.14
tblVehicleEF	MDV	0.07	0.09
tblVehicleEF	MDV	0.04	0.03
tblVehicleEF	MDV	0.10	0.42
tblVehicleEF	MDV	0.22	0.45
tblVehicleEF	MDV	0.01	5.9080e-003
tblVehicleEF	MDV	0.01	0.08
tblVehicleEF	MDV	1.36	1.20
tblVehicleEF	MDV	2.27	2.69
tblVehicleEF	MDV	519.96	432.28
tblVehicleEF	MDV	108.15	85.89
tblVehicleEF	MDV	0.12	0.09

tblVehicleEF	MDV	1.9190e-003	1.7850e-003
tblVehicleEF	MDV	2.3090e-003	1.9840e-003
tblVehicleEF	MDV	1.7700e-003	1.6470e-003
tblVehicleEF	MDV	2.1250e-003	1.8250e-003
tblVehicleEF	MDV	0.10	0.12
tblVehicleEF	MDV	0.16	0.14
tblVehicleEF	MDV	0.10	0.12
tblVehicleEF	MDV	0.03	0.03
tblVehicleEF	MDV	0.09	0.39
tblVehicleEF	MDV	0.18	0.37
tblVehicleEF	MDV	5.2090e-003	4.2740e-003
tblVehicleEF	MDV	1.1210e-003	8.5000e-004
tblVehicleEF	MDV	0.10	0.12
tblVehicleEF	MDV	0.16	0.14
tblVehicleEF	MDV	0.10	0.12
tblVehicleEF	MDV	0.05	0.04
tblVehicleEF	MDV	0.09	0.39
tblVehicleEF	MDV	0.20	0.40
tblVehicleEF	MDV	0.01	5.5000e-003
tblVehicleEF	MDV	0.02	0.09
tblVehicleEF	MDV	1.23	1.08
tblVehicleEF	MDV	2.69	3.21
tblVehicleEF	MDV	492.66	416.47
tblVehicleEF	MDV	108.15	86.90
tblVehicleEF	MDV	0.13	0.10
tblVehicleEF	MDV	1.9190e-003	1.7850e-003
tblVehicleEF	MDV	2.3090e-003	1.9840e-003

tblVehicleEF	MDV	1.7700e-003	1.6470e-003
tblVehicleEF	MDV	2.1250e-003	1.8250e-003
tblVehicleEF	MDV	0.06	0.08
tblVehicleEF	MDV	0.17	0.15
tblVehicleEF	MDV	0.07	0.09
tblVehicleEF	MDV	0.03	0.02
tblVehicleEF	MDV	0.11	0.49
tblVehicleEF	MDV	0.20	0.42
tblVehicleEF	MDV	4.9340e-003	4.1170e-003
tblVehicleEF	MDV	1.1290e-003	8.6000e-004
tblVehicleEF	MDV	0.06	0.08
tblVehicleEF	MDV	0.17	0.15
tblVehicleEF	MDV	0.07	0.09
tblVehicleEF	MDV	0.04	0.03
tblVehicleEF	MDV	0.11	0.49
tblVehicleEF	MDV	0.22	0.46
tblVehicleEF	MH	0.03	3.3600e-003
tblVehicleEF	MH	0.02	0.00
tblVehicleEF	MH	2.15	0.31
tblVehicleEF	MH	5.50	0.00
tblVehicleEF	MH	1,108.90	981.53
tblVehicleEF	MH	57.43	0.00
tblVehicleEF	MH	1.43	3.91
tblVehicleEF	MH	0.01	0.02
tblVehicleEF	MH	0.03	0.10
tblVehicleEF	MH	1.0490e-003	0.00
tblVehicleEF	MH	3.2420e-003	4.0000e-003

tblVehicleEF	MH	0.03	0.09
tblVehicleEF	MH	9.6500e-004	0.00
tblVehicleEF	MH	0.95	0.00
tblVehicleEF	MH	0.07	0.00
tblVehicleEF	MH	0.41	0.00
tblVehicleEF	MH	0.09	0.07
tblVehicleEF	MH	0.02	0.00
tblVehicleEF	MH	0.32	0.00
tblVehicleEF	MH	0.01	9.2790e-003
tblVehicleEF	MH	6.7000e-004	0.00
tblVehicleEF	MH	0.95	0.00
tblVehicleEF	MH	0.07	0.00
tblVehicleEF	MH	0.41	0.00
tblVehicleEF	MH	0.12	0.08
tblVehicleEF	MH	0.02	0.00
tblVehicleEF	MH	0.35	0.00
tblVehicleEF	MH	0.03	3.3600e-003
tblVehicleEF	MH	0.02	0.00
tblVehicleEF	MH	2.21	0.31
tblVehicleEF	MH	5.21	0.00
tblVehicleEF	MH	1,108.90	981.53
tblVehicleEF	MH	57.43	0.00
tblVehicleEF	MH	1.33	3.70
tblVehicleEF	MH	0.01	0.02
tblVehicleEF	MH	0.03	0.10
tblVehicleEF	MH	1.0490e-003	0.00
tblVehicleEF	MH	3.2420e-003	4.0000e-003

tblVehicleEF	MH	0.03	0.09
tblVehicleEF	MH	9.6500e-004	0.00
tblVehicleEF	MH	1.28	0.00
tblVehicleEF	MH	0.07	0.00
tblVehicleEF	MH	0.56	0.00
tblVehicleEF	MH	0.09	0.07
tblVehicleEF	MH	0.02	0.00
tblVehicleEF	MH	0.31	0.00
tblVehicleEF	MH	0.01	9.2790e-003
tblVehicleEF	MH	6.6500e-004	0.00
tblVehicleEF	MH	1.28	0.00
tblVehicleEF	MH	0.07	0.00
tblVehicleEF	MH	0.56	0.00
tblVehicleEF	MH	0.12	0.08
tblVehicleEF	MH	0.02	0.00
tblVehicleEF	MH	0.34	0.00
tblVehicleEF	MH	0.03	3.3600e-003
tblVehicleEF	MH	0.02	0.00
tblVehicleEF	MH	2.13	0.31
tblVehicleEF	MH	5.54	0.00
tblVehicleEF	MH	1,108.90	981.53
tblVehicleEF	MH	57.43	0.00
tblVehicleEF	MH	1.40	3.84
tblVehicleEF	MH	0.01	0.02
tblVehicleEF	MH	0.03	0.10
tblVehicleEF	MH	1.0490e-003	0.00
tblVehicleEF	MH	3.2420e-003	4.0000e-003

tblVehicleEF	MH	0.03	0.09
tblVehicleEF	MH	9.6500e-004	0.00
tblVehicleEF	MH	1.05	0.00
tblVehicleEF	MH	0.08	0.00
tblVehicleEF	MH	0.43	0.00
tblVehicleEF	MH	0.09	0.07
tblVehicleEF	MH	0.02	0.00
tblVehicleEF	MH	0.32	0.00
tblVehicleEF	MH	0.01	9.2790e-003
tblVehicleEF	MH	6.7100e-004	0.00
tblVehicleEF	MH	1.05	0.00
tblVehicleEF	MH	0.08	0.00
tblVehicleEF	MH	0.43	0.00
tblVehicleEF	MH	0.12	0.08
tblVehicleEF	MH	0.02	0.00
tblVehicleEF	MH	0.35	0.00
tblVehicleEF	MHD	0.02	4.9130e-003
tblVehicleEF	MHD	4.2090e-003	5.6110e-003
tblVehicleEF	MHD	0.05	0.01
tblVehicleEF	MHD	0.36	0.39
tblVehicleEF	MHD	0.33	0.51
tblVehicleEF	MHD	6.12	1.31
tblVehicleEF	MHD	141.40	56.75
tblVehicleEF	MHD	1,144.82	1,086.34
tblVehicleEF	MHD	60.68	12.86
tblVehicleEF	MHD	0.54	0.43
tblVehicleEF	MHD	1.18	1.96

tblVehicleEF	MHD	2.3000e-004	1.4510e-003
tblVehicleEF	MHD	5.5730e-003	0.05
tblVehicleEF	MHD	7.9300e-004	1.1900e-004
tblVehicleEF	MHD	2.2000e-004	1.3880e-003
tblVehicleEF	MHD	5.3290e-003	0.05
tblVehicleEF	MHD	7.2900e-004	1.0900e-004
tblVehicleEF	MHD	1.1360e-003	4.8700e-004
tblVehicleEF	MHD	0.04	0.02
tblVehicleEF	MHD	0.03	0.02
tblVehicleEF	MHD	7.3800e-004	3.2900e-004
tblVehicleEF	MHD	0.04	0.09
tblVehicleEF	MHD	0.02	0.10
tblVehicleEF	MHD	0.38	0.06
tblVehicleEF	MHD	1.3610e-003	5.4000e-004
tblVehicleEF	MHD	0.01	0.01
tblVehicleEF	MHD	7.1400e-004	1.2700e-004
tblVehicleEF	MHD	1.1360e-003	4.8700e-004
tblVehicleEF	MHD	0.04	0.02
tblVehicleEF	MHD	0.04	0.03
tblVehicleEF	MHD	7.3800e-004	3.2900e-004
tblVehicleEF	MHD	0.05	0.11
tblVehicleEF	MHD	0.02	0.10
tblVehicleEF	MHD	0.41	0.07
tblVehicleEF	MHD	0.02	4.6520e-003
tblVehicleEF	MHD	4.2610e-003	5.6470e-003
tblVehicleEF	MHD	0.05	0.01
tblVehicleEF	MHD	0.26	0.31

tblVehicleEF	MHD	0.34	0.51
tblVehicleEF	MHD	5.83	1.25
tblVehicleEF	MHD	149.77	57.73
tblVehicleEF	MHD	1,144.82	1,086.35
tblVehicleEF	MHD	60.68	12.75
tblVehicleEF	MHD	0.56	0.43
tblVehicleEF	MHD	1.12	1.85
tblVehicleEF	MHD	1.9400e-004	1.2250e-003
tblVehicleEF	MHD	5.5730e-003	0.05
tblVehicleEF	MHD	7.9300e-004	1.1900e-004
tblVehicleEF	MHD	1.8500e-004	1.1720e-003
tblVehicleEF	MHD	5.3290e-003	0.05
tblVehicleEF	MHD	7.2900e-004	1.0900e-004
tblVehicleEF	MHD	1.6040e-003	6.8900e-004
tblVehicleEF	MHD	0.05	0.02
tblVehicleEF	MHD	0.02	0.02
tblVehicleEF	MHD	1.0240e-003	4.5600e-004
tblVehicleEF	MHD	0.04	0.09
tblVehicleEF	MHD	0.02	0.09
tblVehicleEF	MHD	0.36	0.06
tblVehicleEF	MHD	1.4400e-003	5.5000e-004
tblVehicleEF	MHD	0.01	0.01
tblVehicleEF	MHD	7.0900e-004	1.2600e-004
tblVehicleEF	MHD	1.6040e-003	6.8900e-004
tblVehicleEF	MHD	0.05	0.02
tblVehicleEF	MHD	0.03	0.03
tblVehicleEF	MHD	1.0240e-003	4.5600e-004

tblVehicleEF	MHD	0.05	0.11
tblVehicleEF	MHD	0.02	0.09
tblVehicleEF	MHD	0.40	0.06
tblVehicleEF	MHD	0.02	5.2900e-003
tblVehicleEF	MHD	4.1930e-003	5.5990e-003
tblVehicleEF	MHD	0.05	0.01
tblVehicleEF	MHD	0.50	0.50
tblVehicleEF	MHD	0.33	0.51
tblVehicleEF	MHD	6.17	1.32
tblVehicleEF	MHD	129.83	55.39
tblVehicleEF	MHD	1,144.82	1,086.34
tblVehicleEF	MHD	60.68	12.88
tblVehicleEF	MHD	0.52	0.42
tblVehicleEF	MHD	1.16	1.92
tblVehicleEF	MHD	2.8000e-004	1.7620e-003
tblVehicleEF	MHD	5.5730e-003	0.05
tblVehicleEF	MHD	7.9300e-004	1.1900e-004
tblVehicleEF	MHD	2.6800e-004	1.6860e-003
tblVehicleEF	MHD	5.3290e-003	0.05
tblVehicleEF	MHD	7.2900e-004	1.0900e-004
tblVehicleEF	MHD	1.1820e-003	4.9800e-004
tblVehicleEF	MHD	0.05	0.02
tblVehicleEF	MHD	0.03	0.03
tblVehicleEF	MHD	7.5300e-004	3.3100e-004
tblVehicleEF	MHD	0.04	0.09
tblVehicleEF	MHD	0.02	0.11
tblVehicleEF	MHD	0.38	0.06

tblVehicleEF	MHD	1.2520e-003	5.2700e-004
tblVehicleEF	MHD	0.01	0.01
tblVehicleEF	MHD	7.1500e-004	1.2700e-004
tblVehicleEF	MHD	1.1820e-003	4.9800e-004
tblVehicleEF	MHD	0.05	0.02
tblVehicleEF	MHD	0.04	0.03
tblVehicleEF	MHD	7.5300e-004	3.3100e-004
tblVehicleEF	MHD	0.05	0.11
tblVehicleEF	MHD	0.02	0.11
tblVehicleEF	MHD	0.42	0.07
tblVehicleEF	OBUS	0.01	9.0600e-003
tblVehicleEF	OBUS	8.4360e-003	9.3580e-003
tblVehicleEF	OBUS	0.03	0.02
tblVehicleEF	OBUS	0.28	0.55
tblVehicleEF	OBUS	0.58	1.01
tblVehicleEF	OBUS	5.60	2.44
tblVehicleEF	OBUS	84.68	84.33
tblVehicleEF	OBUS	1,226.51	1,422.10
tblVehicleEF	OBUS	69.78	20.28
tblVehicleEF	OBUS	0.42	0.52
tblVehicleEF	OBUS	1.44	1.85
tblVehicleEF	OBUS	1.4500e-004	2.0430e-003
tblVehicleEF	OBUS	7.3790e-003	0.04
tblVehicleEF	OBUS	8.3400e-004	1.9500e-004
tblVehicleEF	OBUS	1.3900e-004	1.9550e-003
tblVehicleEF	OBUS	7.0420e-003	0.03
tblVehicleEF	OBUS	7.6700e-004	1.7900e-004

tblVehicleEF	OBUS	1.4250e-003	1.8490e-003
tblVehicleEF	OBUS	0.02	0.02
tblVehicleEF	OBUS	0.04	0.06
tblVehicleEF	OBUS	7.6500e-004	9.7800e-004
tblVehicleEF	OBUS	0.06	0.10
tblVehicleEF	OBUS	0.04	0.23
tblVehicleEF	OBUS	0.35	0.12
tblVehicleEF	OBUS	8.2000e-004	8.0300e-004
tblVehicleEF	OBUS	0.01	0.01
tblVehicleEF	OBUS	7.9600e-004	2.0100e-004
tblVehicleEF	OBUS	1.4250e-003	1.8490e-003
tblVehicleEF	OBUS	0.02	0.02
tblVehicleEF	OBUS	0.05	0.08
tblVehicleEF	OBUS	7.6500e-004	9.7800e-004
tblVehicleEF	OBUS	0.07	0.12
tblVehicleEF	OBUS	0.04	0.23
tblVehicleEF	OBUS	0.39	0.13
tblVehicleEF	OBUS	0.01	9.0790e-003
tblVehicleEF	OBUS	8.5800e-003	9.4940e-003
tblVehicleEF	OBUS	0.03	0.02
tblVehicleEF	OBUS	0.26	0.53
tblVehicleEF	OBUS	0.58	1.02
tblVehicleEF	OBUS	5.31	2.31
tblVehicleEF	OBUS	88.70	84.93
tblVehicleEF	OBUS	1,226.51	1,422.12
tblVehicleEF	OBUS	69.78	20.06
tblVehicleEF	OBUS	0.43	0.52

tblVehicleEF	OBUS	1.35	1.74
tblVehicleEF	OBUS	1.2200e-004	1.7270e-003
tblVehicleEF	OBUS	7.3790e-003	0.04
tblVehicleEF	OBUS	8.3400e-004	1.9500e-004
tblVehicleEF	OBUS	1.1700e-004	1.6520e-003
tblVehicleEF	OBUS	7.0420e-003	0.03
tblVehicleEF	OBUS	7.6700e-004	1.7900e-004
tblVehicleEF	OBUS	1.9610e-003	2.5310e-003
tblVehicleEF	OBUS	0.02	0.02
tblVehicleEF	OBUS	0.04	0.06
tblVehicleEF	OBUS	1.0530e-003	1.3340e-003
tblVehicleEF	OBUS	0.06	0.10
tblVehicleEF	OBUS	0.04	0.22
tblVehicleEF	OBUS	0.34	0.11
tblVehicleEF	OBUS	8.5900e-004	8.0900e-004
tblVehicleEF	OBUS	0.01	0.01
tblVehicleEF	OBUS	7.9100e-004	1.9900e-004
tblVehicleEF	OBUS	1.9610e-003	2.5310e-003
tblVehicleEF	OBUS	0.02	0.02
tblVehicleEF	OBUS	0.05	0.08
tblVehicleEF	OBUS	1.0530e-003	1.3340e-003
tblVehicleEF	OBUS	0.07	0.12
tblVehicleEF	OBUS	0.04	0.22
tblVehicleEF	OBUS	0.37	0.13
tblVehicleEF	OBUS	0.01	9.0540e-003
tblVehicleEF	OBUS	8.3930e-003	9.3190e-003
tblVehicleEF	OBUS	0.03	0.02

tblVehicleEF	OBUS	0.29	0.59
tblVehicleEF	OBUS	0.57	1.00
tblVehicleEF	OBUS	5.64	2.46
tblVehicleEF	OBUS	79.14	83.50
tblVehicleEF	OBUS	1,226.51	1,422.09
tblVehicleEF	OBUS	69.78	20.31
tblVehicleEF	OBUS	0.40	0.52
tblVehicleEF	OBUS	1.41	1.81
tblVehicleEF	OBUS	1.7600e-004	2.4810e-003
tblVehicleEF	OBUS	7.3790e-003	0.04
tblVehicleEF	OBUS	8.3400e-004	1.9500e-004
tblVehicleEF	OBUS	1.6900e-004	2.3730e-003
tblVehicleEF	OBUS	7.0420e-003	0.03
tblVehicleEF	OBUS	7.6700e-004	1.7900e-004
tblVehicleEF	OBUS	1.4580e-003	1.9070e-003
tblVehicleEF	OBUS	0.02	0.02
tblVehicleEF	OBUS	0.04	0.06
tblVehicleEF	OBUS	7.6200e-004	9.8200e-004
tblVehicleEF	OBUS	0.06	0.10
tblVehicleEF	OBUS	0.04	0.24
tblVehicleEF	OBUS	0.36	0.12
tblVehicleEF	OBUS	7.6700e-004	7.9500e-004
tblVehicleEF	OBUS	0.01	0.01
tblVehicleEF	OBUS	7.9700e-004	2.0100e-004
tblVehicleEF	OBUS	1.4580e-003	1.9070e-003
tblVehicleEF	OBUS	0.02	0.02
tblVehicleEF	OBUS	0.05	0.08

tblVehicleEF	OBUS	7.6200e-004	9.8200e-004
tblVehicleEF	OBUS	0.07	0.12
tblVehicleEF	OBUS	0.04	0.24
tblVehicleEF	OBUS	0.39	0.13
tblVehicleEF	SBUS	0.87	0.07
tblVehicleEF	SBUS	0.02	0.01
tblVehicleEF	SBUS	0.09	7.1320e-003
tblVehicleEF	SBUS	8.16	2.80
tblVehicleEF	SBUS	1.19	1.03
tblVehicleEF	SBUS	9.61	1.02
tblVehicleEF	SBUS	1,131.05	356.18
tblVehicleEF	SBUS	1,090.69	1,128.82
tblVehicleEF	SBUS	54.18	5.79
tblVehicleEF	SBUS	9.79	3.82
tblVehicleEF	SBUS	4.65	6.33
tblVehicleEF	SBUS	0.01	6.3360e-003
tblVehicleEF	SBUS	0.01	0.01
tblVehicleEF	SBUS	0.03	0.04
tblVehicleEF	SBUS	9.3500e-004	6.5000e-005
tblVehicleEF	SBUS	0.01	6.0620e-003
tblVehicleEF	SBUS	2.6810e-003	2.6580e-003
tblVehicleEF	SBUS	0.02	0.04
tblVehicleEF	SBUS	8.6000e-004	6.0000e-005
tblVehicleEF	SBUS	3.6480e-003	1.1350e-003
tblVehicleEF	SBUS	0.04	0.01
tblVehicleEF	SBUS	0.98	0.34
tblVehicleEF	SBUS	1.9360e-003	5.7500e-004

tblVehicleEF	SBUS	0.13	0.14
tblVehicleEF	SBUS	0.02	0.07
tblVehicleEF	SBUS	0.51	0.04
tblVehicleEF	SBUS	0.01	3.4000e-003
tblVehicleEF	SBUS	0.01	0.01
tblVehicleEF	SBUS	7.0800e-004	5.7000e-005
tblVehicleEF	SBUS	3.6480e-003	1.1350e-003
tblVehicleEF	SBUS	0.04	0.01
tblVehicleEF	SBUS	1.42	0.48
tblVehicleEF	SBUS	1.9360e-003	5.7500e-004
tblVehicleEF	SBUS	0.16	0.17
tblVehicleEF	SBUS	0.02	0.07
tblVehicleEF	SBUS	0.56	0.05
tblVehicleEF	SBUS	0.87	0.07
tblVehicleEF	SBUS	0.02	0.01
tblVehicleEF	SBUS	0.08	6.4080e-003
tblVehicleEF	SBUS	8.04	2.75
tblVehicleEF	SBUS	1.21	1.05
tblVehicleEF	SBUS	7.94	0.84
tblVehicleEF	SBUS	1,182.37	367.48
tblVehicleEF	SBUS	1,090.69	1,128.85
tblVehicleEF	SBUS	54.18	5.50
tblVehicleEF	SBUS	10.10	3.93
tblVehicleEF	SBUS	4.39	5.98
tblVehicleEF	SBUS	8.9100e-003	5.3460e-003
tblVehicleEF	SBUS	0.01	0.01
tblVehicleEF	SBUS	0.03	0.04

tblVehicleEF	SBUS	9.3500e-004	6.5000e-005
tblVehicleEF	SBUS	8.5240e-003	5.1150e-003
tblVehicleEF	SBUS	2.6810e-003	2.6580e-003
tblVehicleEF	SBUS	0.02	0.04
tblVehicleEF	SBUS	8.6000e-004	6.0000e-005
tblVehicleEF	SBUS	4.9860e-003	1.5480e-003
tblVehicleEF	SBUS	0.04	0.01
tblVehicleEF	SBUS	0.98	0.34
tblVehicleEF	SBUS	2.6570e-003	7.8500e-004
tblVehicleEF	SBUS	0.13	0.14
tblVehicleEF	SBUS	0.01	0.06
tblVehicleEF	SBUS	0.46	0.04
tblVehicleEF	SBUS	0.01	3.5060e-003
tblVehicleEF	SBUS	0.01	0.01
tblVehicleEF	SBUS	6.8100e-004	5.4000e-005
tblVehicleEF	SBUS	4.9860e-003	1.5480e-003
tblVehicleEF	SBUS	0.04	0.01
tblVehicleEF	SBUS	1.42	0.48
tblVehicleEF	SBUS	2.6570e-003	7.8500e-004
tblVehicleEF	SBUS	0.16	0.17
tblVehicleEF	SBUS	0.01	0.06
tblVehicleEF	SBUS	0.50	0.04
tblVehicleEF	SBUS	0.87	0.07
tblVehicleEF	SBUS	0.02	0.01
tblVehicleEF	SBUS	0.09	7.2360e-003
tblVehicleEF	SBUS	8.33	2.86
tblVehicleEF	SBUS	1.18	1.03

tblVehicleEF	SBUS	9.77	1.03
tblVehicleEF	SBUS	1,060.18	340.58
tblVehicleEF	SBUS	1,090.69	1,128.81
tblVehicleEF	SBUS	54.18	5.82
tblVehicleEF	SBUS	9.36	3.67
tblVehicleEF	SBUS	4.57	6.22
tblVehicleEF	SBUS	0.01	7.7020e-003
tblVehicleEF	SBUS	0.01	0.01
tblVehicleEF	SBUS	0.03	0.04
tblVehicleEF	SBUS	9.3500e-004	6.5000e-005
tblVehicleEF	SBUS	0.01	7.3690e-003
tblVehicleEF	SBUS	2.6810e-003	2.6580e-003
tblVehicleEF	SBUS	0.02	0.04
tblVehicleEF	SBUS	8.6000e-004	6.0000e-005
tblVehicleEF	SBUS	3.6990e-003	1.1730e-003
tblVehicleEF	SBUS	0.04	0.01
tblVehicleEF	SBUS	0.99	0.34
tblVehicleEF	SBUS	1.8970e-003	5.6800e-004
tblVehicleEF	SBUS	0.13	0.14
tblVehicleEF	SBUS	0.02	0.09
tblVehicleEF	SBUS	0.51	0.04
tblVehicleEF	SBUS	0.01	3.2520e-003
tblVehicleEF	SBUS	0.01	0.01
tblVehicleEF	SBUS	7.1100e-004	5.8000e-005
tblVehicleEF	SBUS	3.6990e-003	1.1730e-003
tblVehicleEF	SBUS	0.04	0.01
tblVehicleEF	SBUS	1.42	0.48

tblVehicleEF	SBUS	1.8970e-003	5.6800e-004
tblVehicleEF	SBUS	0.16	0.17
tblVehicleEF	SBUS	0.02	0.09
tblVehicleEF	SBUS	0.56	0.05
tblVehicleEF	UBUS	1.93	7.28
tblVehicleEF	UBUS	0.07	0.03
tblVehicleEF	UBUS	8.96	27.90
tblVehicleEF	UBUS	13.19	1.81
tblVehicleEF	UBUS	1,828.32	2,044.63
tblVehicleEF	UBUS	133.38	22.76
tblVehicleEF	UBUS	4.82	4.04
tblVehicleEF	UBUS	0.53	0.08
tblVehicleEF	UBUS	0.01	0.03
tblVehicleEF	UBUS	0.04	5.2920e-003
tblVehicleEF	UBUS	1.1810e-003	4.0000e-005
tblVehicleEF	UBUS	0.23	0.03
tblVehicleEF	UBUS	3.0000e-003	7.5850e-003
tblVehicleEF	UBUS	0.04	5.0590e-003
tblVehicleEF	UBUS	1.0860e-003	3.6000e-005
tblVehicleEF	UBUS	6.1570e-003	2.6630e-003
tblVehicleEF	UBUS	0.10	0.03
tblVehicleEF	UBUS	3.6270e-003	1.8540e-003
tblVehicleEF	UBUS	0.53	0.11
tblVehicleEF	UBUS	0.03	0.21
tblVehicleEF	UBUS	0.96	0.15
tblVehicleEF	UBUS	8.6430e-003	4.3420e-003
tblVehicleEF	UBUS	1.5700e-003	2.2500e-004

tblVehicleEF	UBUS	6.1570e-003	2.6630e-003
tblVehicleEF	UBUS	0.10	0.03
tblVehicleEF	UBUS	3.6270e-003	1.8540e-003
tblVehicleEF	UBUS	2.52	7.44
tblVehicleEF	UBUS	0.03	0.21
tblVehicleEF	UBUS	1.05	0.16
tblVehicleEF	UBUS	1.94	7.28
tblVehicleEF	UBUS	0.07	0.03
tblVehicleEF	UBUS	9.02	27.90
tblVehicleEF	UBUS	11.63	1.61
tblVehicleEF	UBUS	1,828.32	2,044.63
tblVehicleEF	UBUS	133.38	22.40
tblVehicleEF	UBUS	4.53	4.03
tblVehicleEF	UBUS	0.53	0.08
tblVehicleEF	UBUS	0.01	0.03
tblVehicleEF	UBUS	0.04	5.2920e-003
tblVehicleEF	UBUS	1.1810e-003	4.0000e-005
tblVehicleEF	UBUS	0.23	0.03
tblVehicleEF	UBUS	3.0000e-003	7.5850e-003
tblVehicleEF	UBUS	0.04	5.0590e-003
tblVehicleEF	UBUS	1.0860e-003	3.6000e-005
tblVehicleEF	UBUS	8.2530e-003	3.6380e-003
tblVehicleEF	UBUS	0.10	0.03
tblVehicleEF	UBUS	4.8310e-003	2.4730e-003
tblVehicleEF	UBUS	0.53	0.11
tblVehicleEF	UBUS	0.03	0.19
tblVehicleEF	UBUS	0.89	0.14

tblVehicleEF	UBUS	8.6450e-003	4.3420e-003
tblVehicleEF	UBUS	1.5430e-003	2.2200e-004
tblVehicleEF	UBUS	8.2530e-003	3.6380e-003
tblVehicleEF	UBUS	0.10	0.03
tblVehicleEF	UBUS	4.8310e-003	2.4730e-003
tblVehicleEF	UBUS	2.53	7.44
tblVehicleEF	UBUS	0.03	0.19
tblVehicleEF	UBUS	0.98	0.15
tblVehicleEF	UBUS	1.93	7.28
tblVehicleEF	UBUS	0.07	0.03
tblVehicleEF	UBUS	8.95	27.90
tblVehicleEF	UBUS	13.46	1.85
tblVehicleEF	UBUS	1,828.32	2,044.63
tblVehicleEF	UBUS	133.38	22.82
tblVehicleEF	UBUS	4.73	4.04
tblVehicleEF	UBUS	0.53	0.08
tblVehicleEF	UBUS	0.01	0.03
tblVehicleEF	UBUS	0.04	5.2920e-003
tblVehicleEF	UBUS	1.1810e-003	4.0000e-005
tblVehicleEF	UBUS	0.23	0.03
tblVehicleEF	UBUS	3.0000e-003	7.5850e-003
tblVehicleEF	UBUS	0.04	5.0590e-003
tblVehicleEF	UBUS	1.0860e-003	3.6000e-005
tblVehicleEF	UBUS	6.9610e-003	2.5390e-003
tblVehicleEF	UBUS	0.12	0.03
tblVehicleEF	UBUS	3.8300e-003	1.7550e-003
tblVehicleEF	UBUS	0.52	0.11

tblVehicleEF	UBUS	0.04	0.26
tblVehicleEF	UBUS	0.98	0.15
tblVehicleEF	UBUS	8.6430e-003	4.3420e-003
tblVehicleEF	UBUS	1.5750e-003	2.2600e-004
tblVehicleEF	UBUS	6.9610e-003	2.5390e-003
tblVehicleEF	UBUS	0.12	0.03
tblVehicleEF	UBUS	3.8300e-003	1.7550e-003
tblVehicleEF	UBUS	2.52	7.44
tblVehicleEF	UBUS	0.04	0.26
tblVehicleEF	UBUS	1.07	0.16
tblVehicleTrips	CNW_TTP	41.00	0.00
tblVehicleTrips	CW_TTP	59.00	100.00
tblVehicleTrips	DV_TP	5.00	0.00
tblVehicleTrips	PB_TP	3.00	0.00
tblVehicleTrips	PR_TP	92.00	100.00
tblVehicleTrips	ST_TR	1.68	16.77
tblVehicleTrips	SU_TR	1.68	16.77
tblVehicleTrips	WD_TR	1.68	16.77

2.0 Emissions Summary

2.1 Overall Construction

Unmitigated Construction

	ROG	NOx	CO	SO2	Fugitive PM10	Exhaust PM10	PM10 Total	Fugitive PM2.5	Exhaust PM2.5	PM2.5 Total	Bio- CO2	NBio- CO2	Total CO2	CH4	N2O	CO2e
Year	tons/yr										MT/yr					
2021	0.0000	0.0000	0.0000	0.0000	0.0000	0.0000	0.0000	0.0000	0.0000	0.0000	0.0000	0.0000	0.0000	0.0000	0.0000	0.0000
Maximum	**0.0000**	**0.0000**	**0.0000**	**0.0000**	**0.0000**	**0.0000**	**0.0000**	**0.0000**	**0.0000**	**0.0000**	**0.0000**	**0.0000**	**0.0000**	**0.0000**	**0.0000**	**0.0000**

Mitigated Construction

	ROG	NOx	CO	SO2	Fugitive PM10	Exhaust PM10	PM10 Total	Fugitive PM2.5	Exhaust PM2.5	PM2.5 Total	Bio- CO2	NBio- CO2	Total CO2	CH4	N2O	CO2e
Year	tons/yr										MT/yr					
2021	0.0000	0.0000	0.0000	0.0000	0.0000	0.0000	0.0000	0.0000	0.0000	0.0000	0.0000	0.0000	0.0000	0.0000	0.0000	0.0000
Maximum	**0.0000**	**0.0000**	**0.0000**	**0.0000**	**0.0000**	**0.0000**	**0.0000**	**0.0000**	**0.0000**	**0.0000**	**0.0000**	**0.0000**	**0.0000**	**0.0000**	**0.0000**	**0.0000**

	ROG	**NOx**	**CO**	**SO2**	**Fugitive PM10**	**Exhaust PM10**	**PM10 Total**	**Fugitive PM2.5**	**Exhaust PM2.5**	**PM2.5 Total**	**Bio- CO2**	**NBio-CO2**	**Total CO2**	**CH4**	**N20**	**CO2e**
Percent Reduction	**0.00**	**0.00**	**0.00**	**0.00**	**0.00**	**0.00**	**0.00**	**0.00**	**0.00**	**0.00**	**0.00**	**0.00**	**0.00**	**0.00**	**0.00**	**0.00**

Quarter	Start Date	End Date	Maximum Unmitigated ROG + NOX (tons/quarter)	Maximum Mitigated ROG + NOX (tons/quarter)
		Highest		

2.2 Overall Operational

Unmitigated Operational

	ROG	NOx	CO	SO2	Fugitive PM10	Exhaust PM10	PM10 Total	Fugitive PM2.5	Exhaust PM2.5	PM2.5 Total	Bio- CO2	NBio- CO2	Total CO2	CH4	N2O	CO2e
Category	tons/yr										MT/yr					
Area	0.6435	1.5000e-004	0.0161	0.0000		6.0000e-005	6.0000e-005		6.0000e-005	6.0000e-005	0.0000	0.0313	0.0313	8.0000e-005	0.0000	0.0333
Energy	2.1700e-003	0.0197	0.0165	1.2000e-004		1.5000e-003	1.5000e-003		1.5000e-003	1.5000e-003	0.0000	212.8057	212.8057	8.3100e-003	2.0300e-003	213.6177
Mobile	1.0209	1.0282	15.4512	0.0493	5.4823	0.0295	5.5118	1.4552	0.0272	1.4824	0.0000	4,516.5325	4,516.5325	0.1047	0.0000	4,519.1506
Offroad	0.0249	0.2822	0.1413	5.8000e-004		9.5300e-003	9.5300e-003		8.7600e-003	8.7600e-003	0.0000	50.8406	50.8406	0.0164	0.0000	51.2516
Waste						0.0000	0.0000		0.0000	0.0000	27.6677	0.0000	27.6677	1.6351	0.0000	68.5455
Water						0.0000	0.0000		0.0000	0.0000	10.6379	139.1134	149.7514	1.0984	0.0270	185.2526
Total	**1.6915**	**1.3302**	**15.6251**	**0.0500**	**5.4823**	**0.0406**	**5.5229**	**1.4552**	**0.0375**	**1.4928**	**38.3056**	**4,919.3234**	**4,957.6290**	**2.8630**	**0.0290**	**5,037.8513**

2.2 Overall Operational

Mitigated Operational

	ROG	NOx	CO	SO2	Fugitive PM10	Exhaust PM10	PM10 Total	Fugitive PM2.5	Exhaust PM2.5	PM2.5 Total	Bio- CO2	NBio- CO2	Total CO2	CH4	N2O	CO2e
Category	tons/yr										MT/yr					
Area	0.6435	1.5000e-004	0.0161	0.0000		6.0000e-005	6.0000e-005		6.0000e-005	6.0000e-005	0.0000	0.0313	0.0313	8.0000e-005	0.0000	0.0333
Energy	2.1700e-003	0.0197	0.0165	1.2000e-004		1.5000e-003	1.5000e-003		1.5000e-003	1.5000e-003	0.0000	212.8057	212.8057	8.3100e-003	2.0300e-003	213.6177
Mobile	1.0209	1.0282	15.4512	0.0493	5.4823	0.0295	5.5118	1.4552	0.0272	1.4824	0.0000	4,516.5325	4,516.5325	0.1047	0.0000	4,519.1506
Offroad	0.0249	0.2822	0.1413	5.8000e-004		9.5300e-003	9.5300e-003		8.7600e-003	8.7600e-003	0.0000	50.8406	50.8406	0.0164	0.0000	51.2516
Waste						0.0000	0.0000		0.0000	0.0000	27.6677	0.0000	27.6677	1.6351	0.0000	68.5455
Water						0.0000	0.0000		0.0000	0.0000	10.6379	139.1134	149.7514	1.0984	0.0270	185.2526
Total	**1.6915**	**1.3302**	**15.6251**	**0.0500**	**5.4823**	**0.0406**	**5.5229**	**1.4552**	**0.0375**	**1.4928**	**38.3056**	**4,919.3234**	**4,957.6290**	**2.8630**	**0.0290**	**5,037.8513**

	ROG	**NOx**	**CO**	**SO2**	**Fugitive PM10**	**Exhaust PM10**	**PM10 Total**	**Fugitive PM2.5**	**Exhaust PM2.5**	**PM2.5 Total**	**Bio- CO2**	**NBio-CO2**	**Total CO2**	**CH4**	**N20**	**CO2e**
Percent Reduction	**0.00**	**0.00**	**0.00**	**0.00**	**0.00**	**0.00**	**0.00**	**0.00**	**0.00**	**0.00**	**0.00**	**0.00**	**0.00**	**0.00**	**0.00**	**0.00**

3.0 Construction Detail

Construction Phase

Phase Number	Phase Name	Phase Type	Start Date	End Date	Num Days Week	Num Days	Phase Description
1	Demolition	Demolition	1/4/2021	1/3/2021	5	0	

Acres of Grading (Site Preparation Phase): 0

Acres of Grading (Grading Phase): 0

Acres of Paving: 14.84

Residential Indoor: 0; Residential Outdoor: 0; Non-Residential Indoor: 0; Non-Residential Outdoor: 0; Striped Parking Area: 0 (Architectural Coating – sqft)

OffRoad Equipment

Phase Name	Offroad Equipment Type	Amount	Usage Hours	Horse Power	Load Factor
Demolition	Concrete/Industrial Saws	0	8.00	81	0.73
Demolition	Excavators	0	8.00	158	0.38
Demolition	Rubber Tired Dozers	0	8.00	247	0.40

Trips and VMT

Phase Name	Offroad Equipment Count	Worker Trip Number	Vendor Trip Number	Hauling Trip Number	Worker Trip Length	Vendor Trip Length	Hauling Trip Length	Worker Vehicle Class	Vendor Vehicle Class	Hauling Vehicle Class
Demolition	0	0.00	0.00	0.00	14.70	6.90	20.00	LD_Mix	HDT_Mix	HHDT

3.1 Mitigation Measures Construction

3.2 Demolition - 2021

Unmitigated Construction On-Site

	ROG	NOx	CO	SO2	Fugitive PM10	Exhaust PM10	PM10 Total	Fugitive PM2.5	Exhaust PM2.5	PM2.5 Total	Bio- CO2	NBio- CO2	Total CO2	CH4	N2O	CO2e
Category	tons/yr										MT/yr					
Off-Road	0.0000	0.0000	0.0000	0.0000	0.0000	0.0000	0.0000	0.0000	0.0000	0.0000	0.0000	0.0000	0.0000	0.0000	0.0000	0.0000
Total	**0.0000**	**0.0000**	**0.0000**	**0.0000**	**0.0000**	**0.0000**	**0.0000**	**0.0000**	**0.0000**	**0.0000**	**0.0000**	**0.0000**	**0.0000**	**0.0000**	**0.0000**	**0.0000**

Unmitigated Construction Off-Site

	ROG	NOx	CO	SO2	Fugitive PM10	Exhaust PM10	PM10 Total	Fugitive PM2.5	Exhaust PM2.5	PM2.5 Total	Bio- CO2	NBio- CO2	Total CO2	CH4	N2O	CO2e
Category	tons/yr										MT/yr					
Hauling	0.0000	0.0000	0.0000	0.0000	0.0000	0.0000	0.0000	0.0000	0.0000	0.0000	0.0000	0.0000	0.0000	0.0000	0.0000	0.0000
Vendor	0.0000	0.0000	0.0000	0.0000	0.0000	0.0000	0.0000	0.0000	0.0000	0.0000	0.0000	0.0000	0.0000	0.0000	0.0000	0.0000
Worker	0.0000	0.0000	0.0000	0.0000	0.0000	0.0000	0.0000	0.0000	0.0000	0.0000	0.0000	0.0000	0.0000	0.0000	0.0000	0.0000
Total	**0.0000**	**0.0000**	**0.0000**	**0.0000**	**0.0000**	**0.0000**	**0.0000**	**0.0000**	**0.0000**	**0.0000**	**0.0000**	**0.0000**	**0.0000**	**0.0000**	**0.0000**	**0.0000**

3.2 Demolition - 2021

Mitigated Construction On-Site

	ROG	NOx	CO	SO2	Fugitive PM10	Exhaust PM10	PM10 Total	Fugitive PM2.5	Exhaust PM2.5	PM2.5 Total	Bio- CO2	NBio- CO2	Total CO2	CH4	N2O	CO2e
Category	tons/yr										MT/yr					
Off-Road	0.0000	0.0000	0.0000	0.0000	0.0000	0.0000	0.0000	0.0000	0.0000	0.0000	0.0000	0.0000	0.0000	0.0000	0.0000	0.0000
Total	**0.0000**	**0.0000**	**0.0000**	**0.0000**	**0.0000**	**0.0000**	**0.0000**	**0.0000**	**0.0000**	**0.0000**	**0.0000**	**0.0000**	**0.0000**	**0.0000**	**0.0000**	**0.0000**

Mitigated Construction Off-Site

	ROG	NOx	CO	SO2	Fugitive PM10	Exhaust PM10	PM10 Total	Fugitive PM2.5	Exhaust PM2.5	PM2.5 Total	Bio- CO2	NBio- CO2	Total CO2	CH4	N2O	CO2e
Category	tons/yr										MT/yr					
Hauling	0.0000	0.0000	0.0000	0.0000	0.0000	0.0000	0.0000	0.0000	0.0000	0.0000	0.0000	0.0000	0.0000	0.0000	0.0000	0.0000
Vendor	0.0000	0.0000	0.0000	0.0000	0.0000	0.0000	0.0000	0.0000	0.0000	0.0000	0.0000	0.0000	0.0000	0.0000	0.0000	0.0000
Worker	0.0000	0.0000	0.0000	0.0000	0.0000	0.0000	0.0000	0.0000	0.0000	0.0000	0.0000	0.0000	0.0000	0.0000	0.0000	0.0000
Total	**0.0000**	**0.0000**	**0.0000**	**0.0000**	**0.0000**	**0.0000**	**0.0000**	**0.0000**	**0.0000**	**0.0000**	**0.0000**	**0.0000**	**0.0000**	**0.0000**	**0.0000**	**0.0000**

4.0 Operational Detail - Mobile

4.1 Mitigation Measures Mobile

	ROG	NOx	CO	SO2	Fugitive PM10	Exhaust PM10	PM10 Total	Fugitive PM2.5	Exhaust PM2.5	PM2.5 Total	Bio- CO2	NBio- CO2	Total CO2	CH4	N2O	CO2e
Category	tons/yr										MT/yr					
Mitigated	1.0209	1.0282	15.4512	0.0493	5.4823	0.0295	5.5118	1.4552	0.0272	1.4824	0.0000	4,516.5325	4,516.5325	0.1047	0.0000	4,519.1506
Unmitigated	1.0209	1.0282	15.4512	0.0493	5.4823	0.0295	5.5118	1.4552	0.0272	1.4824	0.0000	4,516.5325	4,516.5325	0.1047	0.0000	4,519.1506

4.2 Trip Summary Information

	Average Daily Trip Rate			Unmitigated	Mitigated
Land Use	Weekday	Saturday	Sunday	Annual VMT	Annual VMT
Other Asphalt Surfaces	0.00	0.00	0.00		
Parking Lot	0.00	0.00	0.00		
Unrefrigerated Warehouse-No Rail	2,432.01	2,432.01	2432.01	14,695,160	14,695,160
Total	2,432.01	2,432.01	2,432.01	14,695,160	14,695,160

4.3 Trip Type Information

	Miles			Trip %			Trip Purpose %		
Land Use	H-W or C-W	H-S or C-C	H-O or C-NW	H-W or C-W	H-S or C-C	H-O or C-NW	Primary	Diverted	Pass-by
Other Asphalt Surfaces	16.60	8.40	6.90	0.00	0.00	0.00	0	0	0
Parking Lot	16.60	8.40	6.90	0.00	0.00	0.00	0	0	0
Unrefrigerated Warehouse-No	16.60	8.40	6.90	100.00	0.00	0.00	100	0	0

4.4 Fleet Mix

Land Use	LDA	LDT1	LDT2	MDV	LHD1	LHD2	MHD	HHD	OBUS	UBUS	MCY	SBUS	MH
Other Asphalt Surfaces	0.558976	0.043534	0.209821	0.113949	0.016111	0.005791	0.025447	0.016654	0.001713	0.001553	0.004896	0.000590	0.000966
Parking Lot	0.558976	0.043534	0.209821	0.113949	0.016111	0.005791	0.025447	0.016654	0.001713	0.001553	0.004896	0.000590	0.000966
Unrefrigerated Warehouse-No Rail	0.603500	0.047000	0.226500	0.123000	0.000000	0.000000	0.000000	0.000000	0.000000	0.000000	0.000000	0.000000	0.000000

5.0 Energy Detail

Historical Energy Use: N

5.1 Mitigation Measures Energy

	ROG	NOx	CO	SO2	Fugitive PM10	Exhaust PM10	PM10 Total	Fugitive PM2.5	Exhaust PM2.5	PM2.5 Total	Bio- CO2	NBio- CO2	Total CO2	CH4	N2O	CO2e
Category	tons/yr										MT/yr					
Electricity Mitigated						0.0000	0.0000		0.0000	0.0000	0.0000	191.3715	191.3715	7.9000e-003	1.6300e-003	192.0562
Electricity Unmitigated						0.0000	0.0000		0.0000	0.0000	0.0000	191.3715	191.3715	7.9000e-003	1.6300e-003	192.0562
NaturalGas Mitigated	2.1700e-003	0.0197	0.0165	1.2000e-004		1.5000e-003	1.5000e-003		1.5000e-003	1.5000e-003	0.0000	21.4342	21.4342	4.1000e-004	3.9000e-004	21.5615
NaturalGas Unmitigated	2.1700e-003	0.0197	0.0165	1.2000e-004		1.5000e-003	1.5000e-003		1.5000e-003	1.5000e-003	0.0000	21.4342	21.4342	4.1000e-004	3.9000e-004	21.5615

5.2 Energy by Land Use - NaturalGas

Unmitigated

	NaturalGas Use	ROG	NOx	CO	SO2	Fugitive PM10	Exhaust PM10	PM10 Total	Fugitive PM2.5	Exhaust PM2.5	PM2.5 Total	Bio- CO2	NBio- CO2	Total CO2	CH4	N2O	CO2e
Land Use	kBTU/yr	tons/yr										MT/yr					
Other Asphalt Surfaces	0	0.0000	0.0000	0.0000	0.0000		0.0000	0.0000		0.0000	0.0000	0.0000	0.0000	0.0000	0.0000	0.0000	0.0000
Parking Lot	0	0.0000	0.0000	0.0000	0.0000		0.0000	0.0000		0.0000	0.0000	0.0000	0.0000	0.0000	0.0000	0.0000	0.0000
Unrefrigerated Warehouse-No Rail	401661	2.1700e-003	0.0197	0.0165	1.2000e-004		1.5000e-003	1.5000e-003		1.5000e-003	1.5000e-003	0.0000	21.4342	21.4342	4.1000e-004	3.9000e-004	21.5615
Total		**2.1700e-003**	**0.0197**	**0.0165**	**1.2000e-004**		**1.5000e-003**	**1.5000e-003**		**1.5000e-003**	**1.5000e-003**	**0.0000**	**21.4342**	**21.4342**	**4.1000e-004**	**3.9000e-004**	**21.5615**

Mitigated

	NaturalGas Use	ROG	NOx	CO	SO2	Fugitive PM10	Exhaust PM10	PM10 Total	Fugitive PM2.5	Exhaust PM2.5	PM2.5 Total	Bio- CO2	NBio- CO2	Total CO2	CH4	N2O	CO2e
Land Use	kBTU/yr	tons/yr										MT/yr					
Other Asphalt Surfaces	0	0.0000	0.0000	0.0000	0.0000		0.0000	0.0000		0.0000	0.0000	0.0000	0.0000	0.0000	0.0000	0.0000	0.0000
Parking Lot	0	0.0000	0.0000	0.0000	0.0000		0.0000	0.0000		0.0000	0.0000	0.0000	0.0000	0.0000	0.0000	0.0000	0.0000
Unrefrigerated Warehouse-No Rail	401661	2.1700e-003	0.0197	0.0165	1.2000e-004		1.5000e-003	1.5000e-003		1.5000e-003	1.5000e-003	0.0000	21.4342	21.4342	4.1000e-004	3.9000e-004	21.5615
Total		**2.1700e-003**	**0.0197**	**0.0165**	**1.2000e-004**		**1.5000e-003**	**1.5000e-003**		**1.5000e-003**	**1.5000e-003**	**0.0000**	**21.4342**	**21.4342**	**4.1000e-004**	**3.9000e-004**	**21.5615**

5.3 Energy by Land Use - Electricity

Unmitigated

	Electricity Use	Total CO2	CH4	N2O	CO2e
Land Use	kWh/yr	MT/yr			
Other Asphalt Surfaces	0	0.0000	0.0000	0.0000	0.0000
Parking Lot	109060	34.7489	1.4300e-003	3.0000e-004	34.8732
Unrefrigerated Warehouse-No Rail	491564	156.6227	6.4700e-003	1.3400e-003	157.1830
Total		**191.3715**	**7.9000e-003**	**1.6400e-003**	**192.0562**

Mitigated

	Electricity Use	Total CO2	CH4	N2O	CO2e
Land Use	kWh/yr	MT/yr			
Other Asphalt Surfaces	0	0.0000	0.0000	0.0000	0.0000
Parking Lot	109060	34.7489	1.4300e-003	3.0000e-004	34.8732
Unrefrigerated Warehouse-No Rail	491564	156.6227	6.4700e-003	1.3400e-003	157.1830
Total		**191.3715**	**7.9000e-003**	**1.6400e-003**	**192.0562**

6.0 Area Detail

6.1 Mitigation Measures Area

	ROG	NOx	CO	SO2	Fugitive PM10	Exhaust PM10	PM10 Total	Fugitive PM2.5	Exhaust PM2.5	PM2.5 Total	Bio- CO2	NBio- CO2	Total CO2	CH4	N2O	CO2e
Category	tons/yr										MT/yr					
Mitigated	0.6435	1.5000e-004	0.0161	0.0000		6.0000e-005	6.0000e-005		6.0000e-005	6.0000e-005	0.0000	0.0313	0.0313	8.0000e-005	0.0000	0.0333
Unmitigated	0.6435	1.5000e-004	0.0161	0.0000		6.0000e-005	6.0000e-005		6.0000e-005	6.0000e-005	0.0000	0.0313	0.0313	8.0000e-005	0.0000	0.0333

6.2 Area by SubCategory

Unmitigated

	ROG	NOx	CO	SO2	Fugitive PM10	Exhaust PM10	PM10 Total	Fugitive PM2.5	Exhaust PM2.5	PM2.5 Total	Bio- CO2	NBio- CO2	Total CO2	CH4	N2O	CO2e
SubCategory	tons/yr										MT/yr					
Architectural Coating	0.0762					0.0000	0.0000		0.0000	0.0000	0.0000	0.0000	0.0000	0.0000	0.0000	0.0000
Consumer Products	0.5658					0.0000	0.0000		0.0000	0.0000	0.0000	0.0000	0.0000	0.0000	0.0000	0.0000
Landscaping	1.5100e-003	1.5000e-004	0.0161	0.0000		6.0000e-005	6.0000e-005		6.0000e-005	6.0000e-005	0.0000	0.0313	0.0313	8.0000e-005	0.0000	0.0333
Total	**0.6435**	**1.5000e-004**	**0.0161**	**0.0000**		**6.0000e-005**	**6.0000e-005**		**6.0000e-005**	**6.0000e-005**	**0.0000**	**0.0313**	**0.0313**	**8.0000e-005**	**0.0000**	**0.0333**

Mitigated

	ROG	NOx	CO	SO2	Fugitive PM10	Exhaust PM10	PM10 Total	Fugitive PM2.5	Exhaust PM2.5	PM2.5 Total	Bio- CO2	NBio- CO2	Total CO2	CH4	N2O	CO2e
SubCategory	tons/yr										MT/yr					
Architectural Coating	0.0762					0.0000	0.0000		0.0000	0.0000	0.0000	0.0000	0.0000	0.0000	0.0000	0.0000
Consumer Products	0.5658					0.0000	0.0000		0.0000	0.0000	0.0000	0.0000	0.0000	0.0000	0.0000	0.0000
Landscaping	1.5100e-003	1.5000e-004	0.0161	0.0000		6.0000e-005	6.0000e-005		6.0000e-005	6.0000e-005	0.0000	0.0313	0.0313	8.0000e-005	0.0000	0.0333
Total	**0.6435**	**1.5000e-004**	**0.0161**	**0.0000**		**6.0000e-005**	**6.0000e-005**		**6.0000e-005**	**6.0000e-005**	**0.0000**	**0.0313**	**0.0313**	**8.0000e-005**	**0.0000**	**0.0333**

7.0 Water Detail

7.1 Mitigation Measures Water

	Total CO2	CH4	N2O	CO2e
Category	MT/yr			
Mitigated	149.7514	1.0984	0.0270	185.2526
Unmitigated	149.7514	1.0984	0.0270	185.2526

7.2 Water by Land Use

Unmitigated

	Indoor/Outdoor Use	Total CO2	CH4	N2O	CO2e
Land Use	Mgal	MT/yr			
Other Asphalt Surfaces	0 / 0	0.0000	0.0000	0.0000	0.0000
Parking Lot	0 / 0	0.0000	0.0000	0.0000	0.0000
Unrefrigerated Warehouse-No Rail	33.5313 / 0	149.7514	1.0984	0.0270	185.2526
Total		**149.7514**	**1.0984**	**0.0270**	**185.2526**

7.2 Water by Land Use

Mitigated

	Indoor/Outdoor Use	Total CO2	CH4	N2O	CO2e
Land Use	Mgal	MT/yr			
Other Asphalt Surfaces	0 / 0	0.0000	0.0000	0.0000	0.0000
Parking Lot	0 / 0	0.0000	0.0000	0.0000	0.0000
Unrefrigerated Warehouse-No Rail	33.5313 / 0	149.7514	1.0984	0.0270	185.2526
Total		**149.7514**	**1.0984**	**0.0270**	**185.2526**

8.0 Waste Detail

8.1 Mitigation Measures Waste

Category/Year

	Total CO2	CH4	N2O	CO2e
	MT/yr			
Mitigated	27.6677	1.6351	0.0000	68.5455
Unmitigated	27.6677	1.6351	0.0000	68.5455

8.2 Waste by Land Use

Unmitigated

	Waste Disposed	Total CO2	CH4	N2O	CO2e
Land Use	tons	MT/yr			
Other Asphalt Surfaces	0	0.0000	0.0000	0.0000	0.0000
Parking Lot	0	0.0000	0.0000	0.0000	0.0000
Unrefrigerated Warehouse-No Rail	136.3	27.6677	1.6351	0.0000	68.5455
Total		**27.6677**	**1.6351**	**0.0000**	**68.5455**

8.2 Waste by Land Use

Mitigated

	Waste Disposed	Total CO2	CH4	N2O	CO2e
Land Use	tons	MT/yr			
Other Asphalt Surfaces	0	0.0000	0.0000	0.0000	0.0000
Parking Lot	0	0.0000	0.0000	0.0000	0.0000
Unrefrigerated Warehouse-No Rail	136.3	27.6677	1.6351	0.0000	68.5455
Total		**27.6677**	**1.6351**	**0.0000**	**68.5455**

9.0 Operational Offroad

Equipment Type	Number	Hours/Day	Days/Year	Horse Power	Load Factor	Fuel Type
Tractors/Loaders/Backhoes	1	4.00	365	200	0.37	CNG

UnMitigated/Mitigated

	ROG	NOx	CO	SO2	Fugitive PM10	Exhaust PM10	PM10 Total	Fugitive PM2.5	Exhaust PM2.5	PM2.5 Total	Bio- CO2	NBio- CO2	Total CO2	CH4	N2O	CO2e
Equipment Type	tons/yr										MT/yr					
Tractors/Loaders/ Backhoes	0.0249	0.2822	0.1413	5.8000e-004		9.5300e-003	9.5300e-003		8.7600e-003	8.7600e-003	0.0000	50.8406	50.8406	0.0164	0.0000	51.2516
Total	**0.0249**	**0.2822**	**0.1413**	**5.8000e-004**		**9.5300e-003**	**9.5300e-003**		**8.7600e-003**	**8.7600e-003**	**0.0000**	**50.8406**	**50.8406**	**0.0164**	**0.0000**	**51.2516**

10.0 Stationary Equipment

Fire Pumps and Emergency Generators

Equipment Type	Number	Hours/Day	Hours/Year	Horse Power	Load Factor	Fuel Type

Boilers

Equipment Type	Number	Heat Input/Day	Heat Input/Year	Boiler Rating	Fuel Type

User Defined Equipment

Equipment Type	Number

11.0 Vegetation

This page intentionally left blank

APPENDIX 4.3:

CALEEMOD PROJECT ANNUAL OPERATIONAL (TRUCKS) EMISSIONS MODEL OUTPUTS

Katella Avenue - Amazon Option (Operations - Trucks)

Orange County, Annual

1.0 Project Characteristics

1.1 Land Usage

Land Uses	Size	Metric	Lot Acreage	Floor Surface Area	Population
Unrefrigerated Warehouse-No Rail	145.00	1000sqft	3.33	145,004.00	0
Other Asphalt Surfaces	335.03	1000sqft	7.69	335,028.00	0
Parking Lot	779.00	Space	7.15	311,600.00	0

1.2 Other Project Characteristics

Urbanization	Urban	**Wind Speed (m/s)**	2.2	**Precipitation Freq (Days)**	30
Climate Zone	8			**Operational Year**	2021
Utility Company	Southern California Edison				
CO2 Intensity (lb/MWhr)	702.44	**CH4 Intensity (lb/MWhr)**	0.029	**N2O Intensity (lb/MWhr)**	0.006

1.3 User Entered Comments & Non-Default Data

Katella Avenue - Amazon Option (Operations - Trucks) - Orange County, Annual

Project Characteristics -

Land Use - Total Project Area (minus 180,000 sf corporate headquarters) is approximately 18.17 acres.

Construction Phase - Operations Run Only.

Off-road Equipment - Operations Run Only.

Trips and VMT - Operations Run Only.

Vehicle Trips - Trip Characteristics based on information provided in the Katella Avenue Amazon Facility Traffic Impact Analysis by Urban Crossroads, Inc.

Energy Use - The project will design building shells and building components to meet 2019 Title 24 Standards which expects 30% less energy for nonresidential uses

Operational Off-Road Equipment - Based on SCAQMD High Cube Warehouse Truck Trip Study White Paper Summary of Busniess Survey Results (2014)

Fleet Mix - Truck Fleet Mix based on information provided in the TIA.

Vehicle Emission Factors - EMFAC2017

Vehicle Emission Factors - EMFAC2017

Vehicle Emission Factors - EMFAC2017

Table Name	Column Name	Default Value	New Value
tblConstructionPhase	NumDays	20.00	0.00
tblEnergyUse	LightingElect	1.96	1.37
tblEnergyUse	T24E	0.59	0.41
tblEnergyUse	T24NG	3.88	2.72
tblFleetMix	HHD	0.02	1.00
tblFleetMix	LDA	0.56	0.00
tblFleetMix	LDT1	0.04	0.00
tblFleetMix	LDT2	0.21	0.00
tblFleetMix	LHD1	0.02	0.00
tblFleetMix	LHD2	5.7910e-003	0.00
tblFleetMix	MCY	4.8960e-003	0.00
tblFleetMix	MDV	0.11	0.00
tblFleetMix	MH	9.6600e-004	0.00

tblFleetMix	MHD	0.03	0.00
tblFleetMix	OBUS	1.7130e-003	0.00
tblFleetMix	SBUS	5.9000e-004	0.00
tblFleetMix	UBUS	1.5530e-003	0.00
tblLandUse	LotAcreage	7.01	7.15
tblOffRoadEquipment	OffRoadEquipmentUnitAmount	1.00	0.00
tblOffRoadEquipment	OffRoadEquipmentUnitAmount	3.00	0.00
tblOffRoadEquipment	OffRoadEquipmentUnitAmount	2.00	0.00
tblOperationalOffRoadEquipment	OperDaysPerYear	260.00	365.00
tblOperationalOffRoadEquipment	OperFuelType	Diesel	CNG
tblOperationalOffRoadEquipment	OperHorsePower	97.00	200.00
tblOperationalOffRoadEquipment	OperHoursPerDay	8.00	4.00
tblOperationalOffRoadEquipment	OperOffRoadEquipmentNumber	0.00	1.00
tblVehicleEF	HHD	0.63	0.03
tblVehicleEF	HHD	0.16	0.14
tblVehicleEF	HHD	0.08	1.0000e-006
tblVehicleEF	HHD	2.36	5.39
tblVehicleEF	HHD	1.29	0.84
tblVehicleEF	HHD	3.99	0.01
tblVehicleEF	HHD	4,116.44	1,057.87
tblVehicleEF	HHD	1,683.99	1,517.44
tblVehicleEF	HHD	12.64	0.09
tblVehicleEF	HHD	20.04	5.92
tblVehicleEF	HHD	3.96	3.93
tblVehicleEF	HHD	0.02	8.4880e-003
tblVehicleEF	HHD	0.06	0.06
tblVehicleEF	HHD	0.03	0.04

tblVehicleEF	HHD	0.02	0.05
tblVehicleEF	HHD	1.1600e-004	1.0000e-006
tblVehicleEF	HHD	0.02	8.1210e-003
tblVehicleEF	HHD	0.03	0.03
tblVehicleEF	HHD	8.6750e-003	8.7680e-003
tblVehicleEF	HHD	0.02	0.05
tblVehicleEF	HHD	1.0700e-004	1.0000e-006
tblVehicleEF	HHD	1.1800e-004	6.0000e-006
tblVehicleEF	HHD	4.9160e-003	2.4300e-004
tblVehicleEF	HHD	0.57	0.41
tblVehicleEF	HHD	8.9000e-005	4.0000e-006
tblVehicleEF	HHD	0.13	0.12
tblVehicleEF	HHD	4.6300e-004	1.1210e-003
tblVehicleEF	HHD	0.10	4.0000e-006
tblVehicleEF	HHD	0.04	9.6940e-003
tblVehicleEF	HHD	0.02	0.01
tblVehicleEF	HHD	1.9200e-004	1.0000e-006
tblVehicleEF	HHD	1.1800e-004	6.0000e-006
tblVehicleEF	HHD	4.9160e-003	2.4300e-004
tblVehicleEF	HHD	0.68	0.48
tblVehicleEF	HHD	8.9000e-005	4.0000e-006
tblVehicleEF	HHD	0.31	0.27
tblVehicleEF	HHD	4.6300e-004	1.1210e-003
tblVehicleEF	HHD	0.11	5.0000e-006
tblVehicleEF	HHD	0.59	0.03
tblVehicleEF	HHD	0.16	0.14
tblVehicleEF	HHD	0.08	1.0000e-006

tblVehicleEF	HHD	1.72	5.25
tblVehicleEF	HHD	1.30	0.84
tblVehicleEF	HHD	3.80	0.01
tblVehicleEF	HHD	4,359.67	1,057.02
tblVehicleEF	HHD	1,683.99	1,517.44
tblVehicleEF	HHD	12.64	0.09
tblVehicleEF	HHD	20.68	5.78
tblVehicleEF	HHD	3.75	3.72
tblVehicleEF	HHD	0.02	7.8070e-003
tblVehicleEF	HHD	0.06	0.06
tblVehicleEF	HHD	0.03	0.04
tblVehicleEF	HHD	0.02	0.05
tblVehicleEF	HHD	1.1600e-004	1.0000e-006
tblVehicleEF	HHD	0.02	7.4700e-003
tblVehicleEF	HHD	0.03	0.03
tblVehicleEF	HHD	8.6750e-003	8.7680e-003
tblVehicleEF	HHD	0.02	0.05
tblVehicleEF	HHD	1.0700e-004	1.0000e-006
tblVehicleEF	HHD	1.6900e-004	9.0000e-006
tblVehicleEF	HHD	5.0090e-003	2.4600e-004
tblVehicleEF	HHD	0.54	0.43
tblVehicleEF	HHD	1.2500e-004	6.0000e-006
tblVehicleEF	HHD	0.13	0.12
tblVehicleEF	HHD	4.4900e-004	1.1010e-003
tblVehicleEF	HHD	0.09	4.0000e-006
tblVehicleEF	HHD	0.04	9.6850e-003
tblVehicleEF	HHD	0.02	0.01

tblVehicleEF	HHD	1.8900e-004	1.0000e-006
tblVehicleEF	HHD	1.6900e-004	9.0000e-006
tblVehicleEF	HHD	5.0090e-003	2.4600e-004
tblVehicleEF	HHD	0.64	0.50
tblVehicleEF	HHD	1.2500e-004	6.0000e-006
tblVehicleEF	HHD	0.31	0.27
tblVehicleEF	HHD	4.4900e-004	1.1010e-003
tblVehicleEF	HHD	0.10	4.0000e-006
tblVehicleEF	HHD	0.68	0.02
tblVehicleEF	HHD	0.16	5.0360e-003
tblVehicleEF	HHD	0.08	1.0000e-006
tblVehicleEF	HHD	3.25	5.42
tblVehicleEF	HHD	1.29	0.46
tblVehicleEF	HHD	4.03	0.01
tblVehicleEF	HHD	3,780.54	1,027.42
tblVehicleEF	HHD	1,683.99	1,421.63
tblVehicleEF	HHD	12.64	0.09
tblVehicleEF	HHD	19.16	5.92
tblVehicleEF	HHD	3.89	3.78
tblVehicleEF	HHD	0.02	8.9820e-003
tblVehicleEF	HHD	0.06	0.06
tblVehicleEF	HHD	0.03	0.03
tblVehicleEF	HHD	0.02	0.05
tblVehicleEF	HHD	1.1600e-004	1.0000e-006
tblVehicleEF	HHD	0.02	8.5930e-003
tblVehicleEF	HHD	0.03	0.03
tblVehicleEF	HHD	8.6750e-003	8.5160e-003

tblVehicleEF	HHD	0.02	0.05
tblVehicleEF	HHD	1.0700e-004	1.0000e-006
tblVehicleEF	HHD	1.1700e-004	6.0000e-006
tblVehicleEF	HHD	5.3110e-003	2.7000e-004
tblVehicleEF	HHD	0.61	0.39
tblVehicleEF	HHD	9.0000e-005	4.0000e-006
tblVehicleEF	HHD	0.13	0.11
tblVehicleEF	HHD	5.0200e-004	1.1940e-003
tblVehicleEF	HHD	0.10	4.0000e-006
tblVehicleEF	HHD	0.03	9.7070e-003
tblVehicleEF	HHD	0.02	0.01
tblVehicleEF	HHD	1.9300e-004	1.0000e-006
tblVehicleEF	HHD	1.1700e-004	6.0000e-006
tblVehicleEF	HHD	5.3110e-003	2.7000e-004
tblVehicleEF	HHD	0.73	0.44
tblVehicleEF	HHD	9.0000e-005	4.0000e-006
tblVehicleEF	HHD	0.31	0.12
tblVehicleEF	HHD	5.0200e-004	1.1940e-003
tblVehicleEF	HHD	0.11	5.0000e-006
tblVehicleEF	LDA	4.3340e-003	2.6620e-003
tblVehicleEF	LDA	5.1760e-003	0.05
tblVehicleEF	LDA	0.58	0.68
tblVehicleEF	LDA	1.10	2.11
tblVehicleEF	LDA	263.86	265.52
tblVehicleEF	LDA	58.33	54.23
tblVehicleEF	LDA	0.05	0.04
tblVehicleEF	LDA	1.9130e-003	1.6720e-003

tblVehicleEF	LDA	2.2790e-003	1.9250e-003
tblVehicleEF	LDA	1.7630e-003	1.5400e-003
tblVehicleEF	LDA	2.0960e-003	1.7700e-003
tblVehicleEF	LDA	0.04	0.05
tblVehicleEF	LDA	0.09	0.10
tblVehicleEF	LDA	0.03	0.05
tblVehicleEF	LDA	0.01	0.01
tblVehicleEF	LDA	0.04	0.21
tblVehicleEF	LDA	0.07	0.23
tblVehicleEF	LDA	2.6420e-003	2.6270e-003
tblVehicleEF	LDA	6.0200e-004	5.3700e-004
tblVehicleEF	LDA	0.04	0.05
tblVehicleEF	LDA	0.09	0.10
tblVehicleEF	LDA	0.03	0.05
tblVehicleEF	LDA	0.02	0.01
tblVehicleEF	LDA	0.04	0.21
tblVehicleEF	LDA	0.08	0.25
tblVehicleEF	LDA	4.5760e-003	2.8320e-003
tblVehicleEF	LDA	4.6500e-003	0.05
tblVehicleEF	LDA	0.63	0.74
tblVehicleEF	LDA	0.95	1.82
tblVehicleEF	LDA	274.96	276.40
tblVehicleEF	LDA	58.33	53.69
tblVehicleEF	LDA	0.04	0.03
tblVehicleEF	LDA	1.9130e-003	1.6720e-003
tblVehicleEF	LDA	2.2790e-003	1.9250e-003
tblVehicleEF	LDA	1.7630e-003	1.5400e-003

tblVehicleEF	LDA	2.0960e-003	1.7700e-003
tblVehicleEF	LDA	0.05	0.07
tblVehicleEF	LDA	0.09	0.10
tblVehicleEF	LDA	0.05	0.07
tblVehicleEF	LDA	0.01	0.01
tblVehicleEF	LDA	0.04	0.19
tblVehicleEF	LDA	0.06	0.21
tblVehicleEF	LDA	2.7540e-003	2.7340e-003
tblVehicleEF	LDA	5.9900e-004	5.3100e-004
tblVehicleEF	LDA	0.05	0.07
tblVehicleEF	LDA	0.09	0.10
tblVehicleEF	LDA	0.05	0.07
tblVehicleEF	LDA	0.02	0.02
tblVehicleEF	LDA	0.04	0.19
tblVehicleEF	LDA	0.07	0.23
tblVehicleEF	LDA	4.2520e-003	2.6080e-003
tblVehicleEF	LDA	5.2830e-003	0.05
tblVehicleEF	LDA	0.56	0.65
tblVehicleEF	LDA	1.13	2.18
tblVehicleEF	LDA	259.76	261.50
tblVehicleEF	LDA	58.33	54.34
tblVehicleEF	LDA	0.05	0.04
tblVehicleEF	LDA	1.9130e-003	1.6720e-003
tblVehicleEF	LDA	2.2790e-003	1.9250e-003
tblVehicleEF	LDA	1.7630e-003	1.5400e-003
tblVehicleEF	LDA	2.0960e-003	1.7700e-003
tblVehicleEF	LDA	0.04	0.05

tblVehicleEF	LDA	0.10	0.10
tblVehicleEF	LDA	0.03	0.05
tblVehicleEF	LDA	0.01	0.01
tblVehicleEF	LDA	0.04	0.23
tblVehicleEF	LDA	0.07	0.23
tblVehicleEF	LDA	2.6010e-003	2.5870e-003
tblVehicleEF	LDA	6.0200e-004	5.3800e-004
tblVehicleEF	LDA	0.04	0.05
tblVehicleEF	LDA	0.10	0.10
tblVehicleEF	LDA	0.03	0.05
tblVehicleEF	LDA	0.02	0.01
tblVehicleEF	LDA	0.04	0.23
tblVehicleEF	LDA	0.08	0.26
tblVehicleEF	LDT1	9.9920e-003	6.2080e-003
tblVehicleEF	LDT1	0.01	0.07
tblVehicleEF	LDT1	1.19	1.26
tblVehicleEF	LDT1	2.74	2.32
tblVehicleEF	LDT1	324.21	313.05
tblVehicleEF	LDT1	71.81	65.11
tblVehicleEF	LDT1	0.11	0.10
tblVehicleEF	LDT1	2.5570e-003	2.3060e-003
tblVehicleEF	LDT1	3.2780e-003	2.6450e-003
tblVehicleEF	LDT1	2.3530e-003	2.1220e-003
tblVehicleEF	LDT1	3.0150e-003	2.4330e-003
tblVehicleEF	LDT1	0.12	0.12
tblVehicleEF	LDT1	0.25	0.19
tblVehicleEF	LDT1	0.10	0.11

tblVehicleEF	LDT1	0.02	0.03
tblVehicleEF	LDT1	0.16	0.66
tblVehicleEF	LDT1	0.19	0.36
tblVehicleEF	LDT1	3.2560e-003	3.0980e-003
tblVehicleEF	LDT1	7.6600e-004	6.4400e-004
tblVehicleEF	LDT1	0.12	0.12
tblVehicleEF	LDT1	0.25	0.19
tblVehicleEF	LDT1	0.10	0.11
tblVehicleEF	LDT1	0.04	0.04
tblVehicleEF	LDT1	0.16	0.66
tblVehicleEF	LDT1	0.21	0.40
tblVehicleEF	LDT1	0.01	6.5570e-003
tblVehicleEF	LDT1	0.01	0.07
tblVehicleEF	LDT1	1.28	1.36
tblVehicleEF	LDT1	2.36	2.00
tblVehicleEF	LDT1	337.31	324.18
tblVehicleEF	LDT1	71.81	64.47
tblVehicleEF	LDT1	0.10	0.09
tblVehicleEF	LDT1	2.5570e-003	2.3060e-003
tblVehicleEF	LDT1	3.2780e-003	2.6450e-003
tblVehicleEF	LDT1	2.3530e-003	2.1220e-003
tblVehicleEF	LDT1	3.0150e-003	2.4330e-003
tblVehicleEF	LDT1	0.17	0.18
tblVehicleEF	LDT1	0.26	0.20
tblVehicleEF	LDT1	0.14	0.15
tblVehicleEF	LDT1	0.03	0.03
tblVehicleEF	LDT1	0.14	0.61

tblVehicleEF	LDT1	0.17	0.32
tblVehicleEF	LDT1	3.3880e-003	3.2080e-003
tblVehicleEF	LDT1	7.5900e-004	6.3800e-004
tblVehicleEF	LDT1	0.17	0.18
tblVehicleEF	LDT1	0.26	0.20
tblVehicleEF	LDT1	0.14	0.15
tblVehicleEF	LDT1	0.04	0.04
tblVehicleEF	LDT1	0.14	0.61
tblVehicleEF	LDT1	0.19	0.36
tblVehicleEF	LDT1	9.8200e-003	6.0950e-003
tblVehicleEF	LDT1	0.01	0.07
tblVehicleEF	LDT1	1.16	1.22
tblVehicleEF	LDT1	2.82	2.40
tblVehicleEF	LDT1	319.38	308.94
tblVehicleEF	LDT1	71.81	65.25
tblVehicleEF	LDT1	0.11	0.10
tblVehicleEF	LDT1	2.5570e-003	2.3060e-003
tblVehicleEF	LDT1	3.2780e-003	2.6450e-003
tblVehicleEF	LDT1	2.3530e-003	2.1220e-003
tblVehicleEF	LDT1	3.0150e-003	2.4330e-003
tblVehicleEF	LDT1	0.12	0.13
tblVehicleEF	LDT1	0.29	0.22
tblVehicleEF	LDT1	0.10	0.11
tblVehicleEF	LDT1	0.02	0.03
tblVehicleEF	LDT1	0.18	0.78
tblVehicleEF	LDT1	0.19	0.37
tblVehicleEF	LDT1	3.2070e-003	3.0570e-003

tblVehicleEF	LDT1	7.6700e-004	6.4600e-004
tblVehicleEF	LDT1	0.12	0.13
tblVehicleEF	LDT1	0.29	0.22
tblVehicleEF	LDT1	0.10	0.11
tblVehicleEF	LDT1	0.04	0.04
tblVehicleEF	LDT1	0.18	0.78
tblVehicleEF	LDT1	0.21	0.41
tblVehicleEF	LDT2	5.7840e-003	4.0560e-003
tblVehicleEF	LDT2	6.6620e-003	0.07
tblVehicleEF	LDT2	0.74	0.91
tblVehicleEF	LDT2	1.41	2.69
tblVehicleEF	LDT2	369.26	341.01
tblVehicleEF	LDT2	81.71	71.31
tblVehicleEF	LDT2	0.07	0.07
tblVehicleEF	LDT2	1.8090e-003	1.6370e-003
tblVehicleEF	LDT2	2.1990e-003	1.8210e-003
tblVehicleEF	LDT2	1.6640e-003	1.5060e-003
tblVehicleEF	LDT2	2.0220e-003	1.6740e-003
tblVehicleEF	LDT2	0.05	0.07
tblVehicleEF	LDT2	0.11	0.12
tblVehicleEF	LDT2	0.05	0.08
tblVehicleEF	LDT2	0.01	0.02
tblVehicleEF	LDT2	0.06	0.39
tblVehicleEF	LDT2	0.09	0.32
tblVehicleEF	LDT2	3.6980e-003	3.3740e-003
tblVehicleEF	LDT2	8.4100e-004	7.0600e-004
tblVehicleEF	LDT2	0.05	0.07

tblVehicleEF	LDT2	0.11	0.12
tblVehicleEF	LDT2	0.05	0.08
tblVehicleEF	LDT2	0.02	0.02
tblVehicleEF	LDT2	0.06	0.39
tblVehicleEF	LDT2	0.10	0.35
tblVehicleEF	LDT2	6.1050e-003	4.3050e-003
tblVehicleEF	LDT2	5.9960e-003	0.06
tblVehicleEF	LDT2	0.80	0.99
tblVehicleEF	LDT2	1.22	2.32
tblVehicleEF	LDT2	384.42	352.00
tblVehicleEF	LDT2	81.71	70.61
tblVehicleEF	LDT2	0.06	0.06
tblVehicleEF	LDT2	1.8090e-003	1.6370e-003
tblVehicleEF	LDT2	2.1990e-003	1.8210e-003
tblVehicleEF	LDT2	1.6640e-003	1.5060e-003
tblVehicleEF	LDT2	2.0220e-003	1.6740e-003
tblVehicleEF	LDT2	0.07	0.11
tblVehicleEF	LDT2	0.11	0.13
tblVehicleEF	LDT2	0.07	0.10
tblVehicleEF	LDT2	0.02	0.02
tblVehicleEF	LDT2	0.05	0.36
tblVehicleEF	LDT2	0.08	0.29
tblVehicleEF	LDT2	3.8500e-003	3.4820e-003
tblVehicleEF	LDT2	8.3800e-004	6.9900e-004
tblVehicleEF	LDT2	0.07	0.11
tblVehicleEF	LDT2	0.11	0.13
tblVehicleEF	LDT2	0.07	0.10

tblVehicleEF	LDT2	0.02	0.02
tblVehicleEF	LDT2	0.05	0.36
tblVehicleEF	LDT2	0.09	0.31
tblVehicleEF	LDT2	5.6750e-003	3.9780e-003
tblVehicleEF	LDT2	6.7990e-003	0.07
tblVehicleEF	LDT2	0.72	0.88
tblVehicleEF	LDT2	1.45	2.77
tblVehicleEF	LDT2	363.66	336.95
tblVehicleEF	LDT2	81.71	71.46
tblVehicleEF	LDT2	0.07	0.07
tblVehicleEF	LDT2	1.8090e-003	1.6370e-003
tblVehicleEF	LDT2	2.1990e-003	1.8210e-003
tblVehicleEF	LDT2	1.6640e-003	1.5060e-003
tblVehicleEF	LDT2	2.0220e-003	1.6740e-003
tblVehicleEF	LDT2	0.04	0.07
tblVehicleEF	LDT2	0.11	0.13
tblVehicleEF	LDT2	0.05	0.08
tblVehicleEF	LDT2	0.01	0.02
tblVehicleEF	LDT2	0.07	0.46
tblVehicleEF	LDT2	0.09	0.33
tblVehicleEF	LDT2	3.6420e-003	3.3340e-003
tblVehicleEF	LDT2	8.4100e-004	7.0700e-004
tblVehicleEF	LDT2	0.04	0.07
tblVehicleEF	LDT2	0.11	0.13
tblVehicleEF	LDT2	0.05	0.08
tblVehicleEF	LDT2	0.02	0.02
tblVehicleEF	LDT2	0.07	0.46

tblVehicleEF	LDT2	0.10	0.36
tblVehicleEF	LHD1	5.7990e-003	5.8180e-003
tblVehicleEF	LHD1	0.01	5.0100e-003
tblVehicleEF	LHD1	0.02	0.02
tblVehicleEF	LHD1	0.15	0.19
tblVehicleEF	LHD1	0.78	0.57
tblVehicleEF	LHD1	2.55	1.09
tblVehicleEF	LHD1	9.03	9.05
tblVehicleEF	LHD1	603.73	667.72
tblVehicleEF	LHD1	33.13	12.41
tblVehicleEF	LHD1	0.08	0.06
tblVehicleEF	LHD1	1.27	0.81
tblVehicleEF	LHD1	8.6000e-004	7.5600e-004
tblVehicleEF	LHD1	0.01	9.6460e-003
tblVehicleEF	LHD1	0.01	7.2150e-003
tblVehicleEF	LHD1	9.1700e-004	2.5500e-004
tblVehicleEF	LHD1	8.2300e-004	7.2300e-004
tblVehicleEF	LHD1	2.5110e-003	2.4120e-003
tblVehicleEF	LHD1	9.9290e-003	6.8770e-003
tblVehicleEF	LHD1	8.4300e-004	2.3500e-004
tblVehicleEF	LHD1	2.8210e-003	2.2570e-003
tblVehicleEF	LHD1	0.10	0.07
tblVehicleEF	LHD1	0.02	0.02
tblVehicleEF	LHD1	1.7870e-003	1.4220e-003
tblVehicleEF	LHD1	0.06	0.05
tblVehicleEF	LHD1	0.28	0.47
tblVehicleEF	LHD1	0.27	0.08

tblVehicleEF	LHD1	9.1000e-005	8.8000e-005
tblVehicleEF	LHD1	5.9280e-003	6.5210e-003
tblVehicleEF	LHD1	3.7900e-004	1.2300e-004
tblVehicleEF	LHD1	2.8210e-003	2.2570e-003
tblVehicleEF	LHD1	0.10	0.07
tblVehicleEF	LHD1	0.02	0.03
tblVehicleEF	LHD1	1.7870e-003	1.4220e-003
tblVehicleEF	LHD1	0.08	0.06
tblVehicleEF	LHD1	0.28	0.47
tblVehicleEF	LHD1	0.29	0.09
tblVehicleEF	LHD1	5.7990e-003	5.8300e-003
tblVehicleEF	LHD1	0.01	5.0980e-003
tblVehicleEF	LHD1	0.02	0.02
tblVehicleEF	LHD1	0.15	0.19
tblVehicleEF	LHD1	0.79	0.58
tblVehicleEF	LHD1	2.44	1.04
tblVehicleEF	LHD1	9.03	9.05
tblVehicleEF	LHD1	603.73	667.74
tblVehicleEF	LHD1	33.13	12.33
tblVehicleEF	LHD1	0.08	0.06
tblVehicleEF	LHD1	1.19	0.76
tblVehicleEF	LHD1	8.6000e-004	7.5600e-004
tblVehicleEF	LHD1	0.01	9.6460e-003
tblVehicleEF	LHD1	0.01	7.2150e-003
tblVehicleEF	LHD1	9.1700e-004	2.5500e-004
tblVehicleEF	LHD1	8.2300e-004	7.2300e-004
tblVehicleEF	LHD1	2.5110e-003	2.4120e-003

tblVehicleEF	LHD1	9.9290e-003	6.8770e-003
tblVehicleEF	LHD1	8.4300e-004	2.3500e-004
tblVehicleEF	LHD1	3.9390e-003	3.1600e-003
tblVehicleEF	LHD1	0.10	0.07
tblVehicleEF	LHD1	0.02	0.02
tblVehicleEF	LHD1	2.4300e-003	1.9450e-003
tblVehicleEF	LHD1	0.06	0.05
tblVehicleEF	LHD1	0.27	0.45
tblVehicleEF	LHD1	0.26	0.08
tblVehicleEF	LHD1	9.1000e-005	8.8000e-005
tblVehicleEF	LHD1	5.9280e-003	6.5210e-003
tblVehicleEF	LHD1	3.7700e-004	1.2200e-004
tblVehicleEF	LHD1	3.9390e-003	3.1600e-003
tblVehicleEF	LHD1	0.10	0.07
tblVehicleEF	LHD1	0.02	0.03
tblVehicleEF	LHD1	2.4300e-003	1.9450e-003
tblVehicleEF	LHD1	0.08	0.06
tblVehicleEF	LHD1	0.27	0.45
tblVehicleEF	LHD1	0.28	0.08
tblVehicleEF	LHD1	5.7990e-003	5.8160e-003
tblVehicleEF	LHD1	0.01	4.9860e-003
tblVehicleEF	LHD1	0.02	0.02
tblVehicleEF	LHD1	0.15	0.19
tblVehicleEF	LHD1	0.77	0.57
tblVehicleEF	LHD1	2.56	1.09
tblVehicleEF	LHD1	9.03	9.05
tblVehicleEF	LHD1	603.73	667.72

tblVehicleEF	LHD1	33.13	12.42
tblVehicleEF	LHD1	0.08	0.06
tblVehicleEF	LHD1	1.24	0.80
tblVehicleEF	LHD1	8.6000e-004	7.5600e-004
tblVehicleEF	LHD1	0.01	9.6460e-003
tblVehicleEF	LHD1	0.01	7.2150e-003
tblVehicleEF	LHD1	9.1700e-004	2.5500e-004
tblVehicleEF	LHD1	8.2300e-004	7.2300e-004
tblVehicleEF	LHD1	2.5110e-003	2.4120e-003
tblVehicleEF	LHD1	9.9290e-003	6.8770e-003
tblVehicleEF	LHD1	8.4300e-004	2.3500e-004
tblVehicleEF	LHD1	2.9400e-003	2.3610e-003
tblVehicleEF	LHD1	0.11	0.08
tblVehicleEF	LHD1	0.02	0.02
tblVehicleEF	LHD1	1.8110e-003	1.4460e-003
tblVehicleEF	LHD1	0.06	0.05
tblVehicleEF	LHD1	0.30	0.50
tblVehicleEF	LHD1	0.27	0.08
tblVehicleEF	LHD1	9.1000e-005	8.8000e-005
tblVehicleEF	LHD1	5.9280e-003	6.5210e-003
tblVehicleEF	LHD1	3.8000e-004	1.2300e-004
tblVehicleEF	LHD1	2.9400e-003	2.3610e-003
tblVehicleEF	LHD1	0.11	0.08
tblVehicleEF	LHD1	0.02	0.03
tblVehicleEF	LHD1	1.8110e-003	1.4460e-003
tblVehicleEF	LHD1	0.08	0.06
tblVehicleEF	LHD1	0.30	0.50

tblVehicleEF	LHD1	0.29	0.09
tblVehicleEF	LHD2	4.2890e-003	4.2530e-003
tblVehicleEF	LHD2	4.2710e-003	3.6630e-003
tblVehicleEF	LHD2	9.4470e-003	0.01
tblVehicleEF	LHD2	0.13	0.16
tblVehicleEF	LHD2	0.36	0.41
tblVehicleEF	LHD2	1.38	0.76
tblVehicleEF	LHD2	13.67	13.61
tblVehicleEF	LHD2	619.08	679.10
tblVehicleEF	LHD2	28.46	10.01
tblVehicleEF	LHD2	0.10	0.09
tblVehicleEF	LHD2	0.87	0.94
tblVehicleEF	LHD2	1.1890e-003	1.1970e-003
tblVehicleEF	LHD2	0.01	0.01
tblVehicleEF	LHD2	9.7400e-003	0.01
tblVehicleEF	LHD2	4.6100e-004	1.4900e-004
tblVehicleEF	LHD2	1.1370e-003	1.1460e-003
tblVehicleEF	LHD2	2.6460e-003	2.6120e-003
tblVehicleEF	LHD2	9.3060e-003	9.6640e-003
tblVehicleEF	LHD2	4.2300e-004	1.3700e-004
tblVehicleEF	LHD2	1.1610e-003	1.4570e-003
tblVehicleEF	LHD2	0.04	0.05
tblVehicleEF	LHD2	0.02	0.02
tblVehicleEF	LHD2	7.7900e-004	9.3400e-004
tblVehicleEF	LHD2	0.05	0.05
tblVehicleEF	LHD2	0.09	0.30
tblVehicleEF	LHD2	0.13	0.06

tblVehicleEF	LHD2	1.3400e-004	1.3100e-004
tblVehicleEF	LHD2	6.0340e-003	6.5780e-003
tblVehicleEF	LHD2	3.1000e-004	9.9000e-005
tblVehicleEF	LHD2	1.1610e-003	1.4570e-003
tblVehicleEF	LHD2	0.04	0.05
tblVehicleEF	LHD2	0.02	0.03
tblVehicleEF	LHD2	7.7900e-004	9.3400e-004
tblVehicleEF	LHD2	0.05	0.06
tblVehicleEF	LHD2	0.09	0.30
tblVehicleEF	LHD2	0.14	0.06
tblVehicleEF	LHD2	4.2890e-003	4.2620e-003
tblVehicleEF	LHD2	4.3220e-003	3.7010e-003
tblVehicleEF	LHD2	9.1410e-003	0.01
tblVehicleEF	LHD2	0.13	0.16
tblVehicleEF	LHD2	0.37	0.41
tblVehicleEF	LHD2	1.32	0.73
tblVehicleEF	LHD2	13.67	13.61
tblVehicleEF	LHD2	619.08	679.11
tblVehicleEF	LHD2	28.46	9.96
tblVehicleEF	LHD2	0.10	0.09
tblVehicleEF	LHD2	0.82	0.88
tblVehicleEF	LHD2	1.1890e-003	1.1970e-003
tblVehicleEF	LHD2	0.01	0.01
tblVehicleEF	LHD2	9.7400e-003	0.01
tblVehicleEF	LHD2	4.6100e-004	1.4900e-004
tblVehicleEF	LHD2	1.1370e-003	1.1460e-003
tblVehicleEF	LHD2	2.6460e-003	2.6120e-003

tblVehicleEF	LHD2	9.3060e-003	9.6640e-003
tblVehicleEF	LHD2	4.2300e-004	1.3700e-004
tblVehicleEF	LHD2	1.6270e-003	2.0410e-003
tblVehicleEF	LHD2	0.04	0.05
tblVehicleEF	LHD2	0.02	0.02
tblVehicleEF	LHD2	1.0610e-003	1.2770e-003
tblVehicleEF	LHD2	0.05	0.05
tblVehicleEF	LHD2	0.08	0.29
tblVehicleEF	LHD2	0.12	0.05
tblVehicleEF	LHD2	1.3400e-004	1.3100e-004
tblVehicleEF	LHD2	6.0340e-003	6.5780e-003
tblVehicleEF	LHD2	3.0900e-004	9.9000e-005
tblVehicleEF	LHD2	1.6270e-003	2.0410e-003
tblVehicleEF	LHD2	0.04	0.05
tblVehicleEF	LHD2	0.02	0.03
tblVehicleEF	LHD2	1.0610e-003	1.2770e-003
tblVehicleEF	LHD2	0.05	0.06
tblVehicleEF	LHD2	0.08	0.29
tblVehicleEF	LHD2	0.13	0.06
tblVehicleEF	LHD2	4.2890e-003	4.2510e-003
tblVehicleEF	LHD2	4.2570e-003	3.6530e-003
tblVehicleEF	LHD2	9.5090e-003	0.01
tblVehicleEF	LHD2	0.13	0.16
tblVehicleEF	LHD2	0.36	0.41
tblVehicleEF	LHD2	1.38	0.76
tblVehicleEF	LHD2	13.67	13.61
tblVehicleEF	LHD2	619.08	679.10

tblVehicleEF	LHD2	28.46	10.02
tblVehicleEF	LHD2	0.10	0.09
tblVehicleEF	LHD2	0.85	0.92
tblVehicleEF	LHD2	1.1890e-003	1.1970e-003
tblVehicleEF	LHD2	0.01	0.01
tblVehicleEF	LHD2	9.7400e-003	0.01
tblVehicleEF	LHD2	4.6100e-004	1.4900e-004
tblVehicleEF	LHD2	1.1370e-003	1.1460e-003
tblVehicleEF	LHD2	2.6460e-003	2.6120e-003
tblVehicleEF	LHD2	9.3060e-003	9.6640e-003
tblVehicleEF	LHD2	4.2300e-004	1.3700e-004
tblVehicleEF	LHD2	1.1810e-003	1.5020e-003
tblVehicleEF	LHD2	0.04	0.06
tblVehicleEF	LHD2	0.02	0.02
tblVehicleEF	LHD2	7.7800e-004	9.3300e-004
tblVehicleEF	LHD2	0.05	0.05
tblVehicleEF	LHD2	0.10	0.33
tblVehicleEF	LHD2	0.13	0.06
tblVehicleEF	LHD2	1.3400e-004	1.3100e-004
tblVehicleEF	LHD2	6.0340e-003	6.5780e-003
tblVehicleEF	LHD2	3.1000e-004	9.9000e-005
tblVehicleEF	LHD2	1.1810e-003	1.5020e-003
tblVehicleEF	LHD2	0.04	0.06
tblVehicleEF	LHD2	0.02	0.03
tblVehicleEF	LHD2	7.7800e-004	9.3300e-004
tblVehicleEF	LHD2	0.05	0.06
tblVehicleEF	LHD2	0.10	0.33

tblVehicleEF	LHD2	0.14	0.06
tblVehicleEF	MCY	0.48	0.35
tblVehicleEF	MCY	0.15	0.24
tblVehicleEF	MCY	18.61	18.90
tblVehicleEF	MCY	9.56	8.43
tblVehicleEF	MCY	177.57	214.49
tblVehicleEF	MCY	45.30	60.11
tblVehicleEF	MCY	1.12	1.12
tblVehicleEF	MCY	2.1370e-003	2.1160e-003
tblVehicleEF	MCY	3.9240e-003	3.2680e-003
tblVehicleEF	MCY	1.9990e-003	1.9800e-003
tblVehicleEF	MCY	3.7000e-003	3.0810e-003
tblVehicleEF	MCY	1.13	1.16
tblVehicleEF	MCY	0.69	0.72
tblVehicleEF	MCY	0.71	0.72
tblVehicleEF	MCY	2.38	2.40
tblVehicleEF	MCY	0.65	2.07
tblVehicleEF	MCY	2.05	1.82
tblVehicleEF	MCY	2.1510e-003	2.1230e-003
tblVehicleEF	MCY	6.7000e-004	5.9500e-004
tblVehicleEF	MCY	1.13	1.16
tblVehicleEF	MCY	0.69	0.72
tblVehicleEF	MCY	0.71	0.72
tblVehicleEF	MCY	2.95	2.97
tblVehicleEF	MCY	0.65	2.07
tblVehicleEF	MCY	2.24	1.98
tblVehicleEF	MCY	0.47	0.35

tblVehicleEF	MCY	0.14	0.21
tblVehicleEF	MCY	17.91	18.17
tblVehicleEF	MCY	8.81	7.74
tblVehicleEF	MCY	177.57	213.12
tblVehicleEF	MCY	45.30	58.36
tblVehicleEF	MCY	0.98	0.98
tblVehicleEF	MCY	2.1370e-003	2.1160e-003
tblVehicleEF	MCY	3.9240e-003	3.2680e-003
tblVehicleEF	MCY	1.9990e-003	1.9800e-003
tblVehicleEF	MCY	3.7000e-003	3.0810e-003
tblVehicleEF	MCY	1.71	1.74
tblVehicleEF	MCY	0.73	0.76
tblVehicleEF	MCY	1.12	1.14
tblVehicleEF	MCY	2.33	2.34
tblVehicleEF	MCY	0.61	1.94
tblVehicleEF	MCY	1.85	1.62
tblVehicleEF	MCY	2.1380e-003	2.1090e-003
tblVehicleEF	MCY	6.5100e-004	5.7700e-004
tblVehicleEF	MCY	1.71	1.74
tblVehicleEF	MCY	0.73	0.76
tblVehicleEF	MCY	1.12	1.14
tblVehicleEF	MCY	2.89	2.90
tblVehicleEF	MCY	0.61	1.94
tblVehicleEF	MCY	2.01	1.77
tblVehicleEF	MCY	0.48	0.35
tblVehicleEF	MCY	0.15	0.24
tblVehicleEF	MCY	18.72	19.01

tblVehicleEF	MCY	9.67	8.55
tblVehicleEF	MCY	177.57	214.70
tblVehicleEF	MCY	45.30	60.42
tblVehicleEF	MCY	1.09	1.09
tblVehicleEF	MCY	2.1370e-003	2.1160e-003
tblVehicleEF	MCY	3.9240e-003	3.2680e-003
tblVehicleEF	MCY	1.9990e-003	1.9800e-003
tblVehicleEF	MCY	3.7000e-003	3.0810e-003
tblVehicleEF	MCY	1.26	1.28
tblVehicleEF	MCY	0.89	0.92
tblVehicleEF	MCY	0.75	0.76
tblVehicleEF	MCY	2.39	2.41
tblVehicleEF	MCY	0.75	2.38
tblVehicleEF	MCY	2.09	1.86
tblVehicleEF	MCY	2.1530e-003	2.1250e-003
tblVehicleEF	MCY	6.7300e-004	5.9800e-004
tblVehicleEF	MCY	1.26	1.28
tblVehicleEF	MCY	0.89	0.92
tblVehicleEF	MCY	0.75	0.76
tblVehicleEF	MCY	2.97	2.98
tblVehicleEF	MCY	0.75	2.38
tblVehicleEF	MCY	2.28	2.02
tblVehicleEF	MDV	0.01	5.6010e-003
tblVehicleEF	MDV	0.01	0.08
tblVehicleEF	MDV	1.26	1.12
tblVehicleEF	MDV	2.62	3.12
tblVehicleEF	MDV	500.02	420.73

tblVehicleEF	MDV	108.15	86.72
tblVehicleEF	MDV	0.14	0.10
tblVehicleEF	MDV	1.9190e-003	1.7850e-003
tblVehicleEF	MDV	2.3090e-003	1.9840e-003
tblVehicleEF	MDV	1.7700e-003	1.6470e-003
tblVehicleEF	MDV	2.1250e-003	1.8250e-003
tblVehicleEF	MDV	0.07	0.08
tblVehicleEF	MDV	0.16	0.14
tblVehicleEF	MDV	0.07	0.09
tblVehicleEF	MDV	0.03	0.02
tblVehicleEF	MDV	0.10	0.42
tblVehicleEF	MDV	0.20	0.41
tblVehicleEF	MDV	5.0080e-003	4.1600e-003
tblVehicleEF	MDV	1.1270e-003	8.5800e-004
tblVehicleEF	MDV	0.07	0.08
tblVehicleEF	MDV	0.16	0.14
tblVehicleEF	MDV	0.07	0.09
tblVehicleEF	MDV	0.04	0.03
tblVehicleEF	MDV	0.10	0.42
tblVehicleEF	MDV	0.22	0.45
tblVehicleEF	MDV	0.01	5.9080e-003
tblVehicleEF	MDV	0.01	0.08
tblVehicleEF	MDV	1.36	1.20
tblVehicleEF	MDV	2.27	2.69
tblVehicleEF	MDV	519.96	432.28
tblVehicleEF	MDV	108.15	85.89
tblVehicleEF	MDV	0.12	0.09

tblVehicleEF	MDV	1.9190e-003	1.7850e-003
tblVehicleEF	MDV	2.3090e-003	1.9840e-003
tblVehicleEF	MDV	1.7700e-003	1.6470e-003
tblVehicleEF	MDV	2.1250e-003	1.8250e-003
tblVehicleEF	MDV	0.10	0.12
tblVehicleEF	MDV	0.16	0.14
tblVehicleEF	MDV	0.10	0.12
tblVehicleEF	MDV	0.03	0.03
tblVehicleEF	MDV	0.09	0.39
tblVehicleEF	MDV	0.18	0.37
tblVehicleEF	MDV	5.2090e-003	4.2740e-003
tblVehicleEF	MDV	1.1210e-003	8.5000e-004
tblVehicleEF	MDV	0.10	0.12
tblVehicleEF	MDV	0.16	0.14
tblVehicleEF	MDV	0.10	0.12
tblVehicleEF	MDV	0.05	0.04
tblVehicleEF	MDV	0.09	0.39
tblVehicleEF	MDV	0.20	0.40
tblVehicleEF	MDV	0.01	5.5000e-003
tblVehicleEF	MDV	0.02	0.09
tblVehicleEF	MDV	1.23	1.08
tblVehicleEF	MDV	2.69	3.21
tblVehicleEF	MDV	492.66	416.47
tblVehicleEF	MDV	108.15	86.90
tblVehicleEF	MDV	0.13	0.10
tblVehicleEF	MDV	1.9190e-003	1.7850e-003
tblVehicleEF	MDV	2.3090e-003	1.9840e-003

tblVehicleEF	MDV	1.7700e-003	1.6470e-003
tblVehicleEF	MDV	2.1250e-003	1.8250e-003
tblVehicleEF	MDV	0.06	0.08
tblVehicleEF	MDV	0.17	0.15
tblVehicleEF	MDV	0.07	0.09
tblVehicleEF	MDV	0.03	0.02
tblVehicleEF	MDV	0.11	0.49
tblVehicleEF	MDV	0.20	0.42
tblVehicleEF	MDV	4.9340e-003	4.1170e-003
tblVehicleEF	MDV	1.1290e-003	8.6000e-004
tblVehicleEF	MDV	0.06	0.08
tblVehicleEF	MDV	0.17	0.15
tblVehicleEF	MDV	0.07	0.09
tblVehicleEF	MDV	0.04	0.03
tblVehicleEF	MDV	0.11	0.49
tblVehicleEF	MDV	0.22	0.46
tblVehicleEF	MH	0.03	3.3600e-003
tblVehicleEF	MH	0.02	0.00
tblVehicleEF	MH	2.15	0.31
tblVehicleEF	MH	5.50	0.00
tblVehicleEF	MH	1,108.90	981.53
tblVehicleEF	MH	57.43	0.00
tblVehicleEF	MH	1.43	3.91
tblVehicleEF	MH	0.01	0.02
tblVehicleEF	MH	0.03	0.10
tblVehicleEF	MH	1.0490e-003	0.00
tblVehicleEF	MH	3.2420e-003	4.0000e-003

tblVehicleEF	MH	0.03	0.09
tblVehicleEF	MH	9.6500e-004	0.00
tblVehicleEF	MH	0.95	0.00
tblVehicleEF	MH	0.07	0.00
tblVehicleEF	MH	0.41	0.00
tblVehicleEF	MH	0.09	0.07
tblVehicleEF	MH	0.02	0.00
tblVehicleEF	MH	0.32	0.00
tblVehicleEF	MH	0.01	9.2790e-003
tblVehicleEF	MH	6.7000e-004	0.00
tblVehicleEF	MH	0.95	0.00
tblVehicleEF	MH	0.07	0.00
tblVehicleEF	MH	0.41	0.00
tblVehicleEF	MH	0.12	0.08
tblVehicleEF	MH	0.02	0.00
tblVehicleEF	MH	0.35	0.00
tblVehicleEF	MH	0.03	3.3600e-003
tblVehicleEF	MH	0.02	0.00
tblVehicleEF	MH	2.21	0.31
tblVehicleEF	MH	5.21	0.00
tblVehicleEF	MH	1,108.90	981.53
tblVehicleEF	MH	57.43	0.00
tblVehicleEF	MH	1.33	3.70
tblVehicleEF	MH	0.01	0.02
tblVehicleEF	MH	0.03	0.10
tblVehicleEF	MH	1.0490e-003	0.00
tblVehicleEF	MH	3.2420e-003	4.0000e-003

tblVehicleEF	MH	0.03	0.09
tblVehicleEF	MH	9.6500e-004	0.00
tblVehicleEF	MH	1.28	0.00
tblVehicleEF	MH	0.07	0.00
tblVehicleEF	MH	0.56	0.00
tblVehicleEF	MH	0.09	0.07
tblVehicleEF	MH	0.02	0.00
tblVehicleEF	MH	0.31	0.00
tblVehicleEF	MH	0.01	9.2790e-003
tblVehicleEF	MH	6.6500e-004	0.00
tblVehicleEF	MH	1.28	0.00
tblVehicleEF	MH	0.07	0.00
tblVehicleEF	MH	0.56	0.00
tblVehicleEF	MH	0.12	0.08
tblVehicleEF	MH	0.02	0.00
tblVehicleEF	MH	0.34	0.00
tblVehicleEF	MH	0.03	3.3600e-003
tblVehicleEF	MH	0.02	0.00
tblVehicleEF	MH	2.13	0.31
tblVehicleEF	MH	5.54	0.00
tblVehicleEF	MH	1,108.90	981.53
tblVehicleEF	MH	57.43	0.00
tblVehicleEF	MH	1.40	3.84
tblVehicleEF	MH	0.01	0.02
tblVehicleEF	MH	0.03	0.10
tblVehicleEF	MH	1.0490e-003	0.00
tblVehicleEF	MH	3.2420e-003	4.0000e-003

tblVehicleEF	MH	0.03	0.09
tblVehicleEF	MH	9.6500e-004	0.00
tblVehicleEF	MH	1.05	0.00
tblVehicleEF	MH	0.08	0.00
tblVehicleEF	MH	0.43	0.00
tblVehicleEF	MH	0.09	0.07
tblVehicleEF	MH	0.02	0.00
tblVehicleEF	MH	0.32	0.00
tblVehicleEF	MH	0.01	9.2790e-003
tblVehicleEF	MH	6.7100e-004	0.00
tblVehicleEF	MH	1.05	0.00
tblVehicleEF	MH	0.08	0.00
tblVehicleEF	MH	0.43	0.00
tblVehicleEF	MH	0.12	0.08
tblVehicleEF	MH	0.02	0.00
tblVehicleEF	MH	0.35	0.00
tblVehicleEF	MHD	0.02	4.9130e-003
tblVehicleEF	MHD	4.2090e-003	5.6110e-003
tblVehicleEF	MHD	0.05	0.01
tblVehicleEF	MHD	0.36	0.39
tblVehicleEF	MHD	0.33	0.51
tblVehicleEF	MHD	6.12	1.31
tblVehicleEF	MHD	141.40	56.75
tblVehicleEF	MHD	1,144.82	1,086.34
tblVehicleEF	MHD	60.68	12.86
tblVehicleEF	MHD	0.54	0.43
tblVehicleEF	MHD	1.18	1.96

tblVehicleEF	MHD	2.3000e-004	1.4510e-003
tblVehicleEF	MHD	5.5730e-003	0.05
tblVehicleEF	MHD	7.9300e-004	1.1900e-004
tblVehicleEF	MHD	2.2000e-004	1.3880e-003
tblVehicleEF	MHD	5.3290e-003	0.05
tblVehicleEF	MHD	7.2900e-004	1.0900e-004
tblVehicleEF	MHD	1.1360e-003	4.8700e-004
tblVehicleEF	MHD	0.04	0.02
tblVehicleEF	MHD	0.03	0.02
tblVehicleEF	MHD	7.3800e-004	3.2900e-004
tblVehicleEF	MHD	0.04	0.09
tblVehicleEF	MHD	0.02	0.10
tblVehicleEF	MHD	0.38	0.06
tblVehicleEF	MHD	1.3610e-003	5.4000e-004
tblVehicleEF	MHD	0.01	0.01
tblVehicleEF	MHD	7.1400e-004	1.2700e-004
tblVehicleEF	MHD	1.1360e-003	4.8700e-004
tblVehicleEF	MHD	0.04	0.02
tblVehicleEF	MHD	0.04	0.03
tblVehicleEF	MHD	7.3800e-004	3.2900e-004
tblVehicleEF	MHD	0.05	0.11
tblVehicleEF	MHD	0.02	0.10
tblVehicleEF	MHD	0.41	0.07
tblVehicleEF	MHD	0.02	4.6520e-003
tblVehicleEF	MHD	4.2610e-003	5.6470e-003
tblVehicleEF	MHD	0.05	0.01
tblVehicleEF	MHD	0.26	0.31

tblVehicleEF	MHD	0.34	0.51
tblVehicleEF	MHD	5.83	1.25
tblVehicleEF	MHD	149.77	57.73
tblVehicleEF	MHD	1,144.82	1,086.35
tblVehicleEF	MHD	60.68	12.75
tblVehicleEF	MHD	0.56	0.43
tblVehicleEF	MHD	1.12	1.85
tblVehicleEF	MHD	1.9400e-004	1.2250e-003
tblVehicleEF	MHD	5.5730e-003	0.05
tblVehicleEF	MHD	7.9300e-004	1.1900e-004
tblVehicleEF	MHD	1.8500e-004	1.1720e-003
tblVehicleEF	MHD	5.3290e-003	0.05
tblVehicleEF	MHD	7.2900e-004	1.0900e-004
tblVehicleEF	MHD	1.6040e-003	6.8900e-004
tblVehicleEF	MHD	0.05	0.02
tblVehicleEF	MHD	0.02	0.02
tblVehicleEF	MHD	1.0240e-003	4.5600e-004
tblVehicleEF	MHD	0.04	0.09
tblVehicleEF	MHD	0.02	0.09
tblVehicleEF	MHD	0.36	0.06
tblVehicleEF	MHD	1.4400e-003	5.5000e-004
tblVehicleEF	MHD	0.01	0.01
tblVehicleEF	MHD	7.0900e-004	1.2600e-004
tblVehicleEF	MHD	1.6040e-003	6.8900e-004
tblVehicleEF	MHD	0.05	0.02
tblVehicleEF	MHD	0.03	0.03
tblVehicleEF	MHD	1.0240e-003	4.5600e-004

tblVehicleEF	MHD	0.05	0.11
tblVehicleEF	MHD	0.02	0.09
tblVehicleEF	MHD	0.40	0.06
tblVehicleEF	MHD	0.02	5.2900e-003
tblVehicleEF	MHD	4.1930e-003	5.5990e-003
tblVehicleEF	MHD	0.05	0.01
tblVehicleEF	MHD	0.50	0.50
tblVehicleEF	MHD	0.33	0.51
tblVehicleEF	MHD	6.17	1.32
tblVehicleEF	MHD	129.83	55.39
tblVehicleEF	MHD	1,144.82	1,086.34
tblVehicleEF	MHD	60.68	12.88
tblVehicleEF	MHD	0.52	0.42
tblVehicleEF	MHD	1.16	1.92
tblVehicleEF	MHD	2.8000e-004	1.7620e-003
tblVehicleEF	MHD	5.5730e-003	0.05
tblVehicleEF	MHD	7.9300e-004	1.1900e-004
tblVehicleEF	MHD	2.6800e-004	1.6860e-003
tblVehicleEF	MHD	5.3290e-003	0.05
tblVehicleEF	MHD	7.2900e-004	1.0900e-004
tblVehicleEF	MHD	1.1820e-003	4.9800e-004
tblVehicleEF	MHD	0.05	0.02
tblVehicleEF	MHD	0.03	0.03
tblVehicleEF	MHD	7.5300e-004	3.3100e-004
tblVehicleEF	MHD	0.04	0.09
tblVehicleEF	MHD	0.02	0.11
tblVehicleEF	MHD	0.38	0.06

tblVehicleEF	MHD	1.2520e-003	5.2700e-004
tblVehicleEF	MHD	0.01	0.01
tblVehicleEF	MHD	7.1500e-004	1.2700e-004
tblVehicleEF	MHD	1.1820e-003	4.9800e-004
tblVehicleEF	MHD	0.05	0.02
tblVehicleEF	MHD	0.04	0.03
tblVehicleEF	MHD	7.5300e-004	3.3100e-004
tblVehicleEF	MHD	0.05	0.11
tblVehicleEF	MHD	0.02	0.11
tblVehicleEF	MHD	0.42	0.07
tblVehicleEF	OBUS	0.01	9.0600e-003
tblVehicleEF	OBUS	8.4360e-003	9.3580e-003
tblVehicleEF	OBUS	0.03	0.02
tblVehicleEF	OBUS	0.28	0.55
tblVehicleEF	OBUS	0.58	1.01
tblVehicleEF	OBUS	5.60	2.44
tblVehicleEF	OBUS	84.68	84.33
tblVehicleEF	OBUS	1,226.51	1,422.10
tblVehicleEF	OBUS	69.78	20.28
tblVehicleEF	OBUS	0.42	0.52
tblVehicleEF	OBUS	1.44	1.85
tblVehicleEF	OBUS	1.4500e-004	2.0430e-003
tblVehicleEF	OBUS	7.3790e-003	0.04
tblVehicleEF	OBUS	8.3400e-004	1.9500e-004
tblVehicleEF	OBUS	1.3900e-004	1.9550e-003
tblVehicleEF	OBUS	7.0420e-003	0.03
tblVehicleEF	OBUS	7.6700e-004	1.7900e-004

tblVehicleEF	OBUS	1.4250e-003	1.8490e-003
tblVehicleEF	OBUS	0.02	0.02
tblVehicleEF	OBUS	0.04	0.06
tblVehicleEF	OBUS	7.6500e-004	9.7800e-004
tblVehicleEF	OBUS	0.06	0.10
tblVehicleEF	OBUS	0.04	0.23
tblVehicleEF	OBUS	0.35	0.12
tblVehicleEF	OBUS	8.2000e-004	8.0300e-004
tblVehicleEF	OBUS	0.01	0.01
tblVehicleEF	OBUS	7.9600e-004	2.0100e-004
tblVehicleEF	OBUS	1.4250e-003	1.8490e-003
tblVehicleEF	OBUS	0.02	0.02
tblVehicleEF	OBUS	0.05	0.08
tblVehicleEF	OBUS	7.6500e-004	9.7800e-004
tblVehicleEF	OBUS	0.07	0.12
tblVehicleEF	OBUS	0.04	0.23
tblVehicleEF	OBUS	0.39	0.13
tblVehicleEF	OBUS	0.01	9.0790e-003
tblVehicleEF	OBUS	8.5800e-003	9.4940e-003
tblVehicleEF	OBUS	0.03	0.02
tblVehicleEF	OBUS	0.26	0.53
tblVehicleEF	OBUS	0.58	1.02
tblVehicleEF	OBUS	5.31	2.31
tblVehicleEF	OBUS	88.70	84.93
tblVehicleEF	OBUS	1,226.51	1,422.12
tblVehicleEF	OBUS	69.78	20.06
tblVehicleEF	OBUS	0.43	0.52

tblVehicleEF	OBUS	1.35	1.74
tblVehicleEF	OBUS	1.2200e-004	1.7270e-003
tblVehicleEF	OBUS	7.3790e-003	0.04
tblVehicleEF	OBUS	8.3400e-004	1.9500e-004
tblVehicleEF	OBUS	1.1700e-004	1.6520e-003
tblVehicleEF	OBUS	7.0420e-003	0.03
tblVehicleEF	OBUS	7.6700e-004	1.7900e-004
tblVehicleEF	OBUS	1.9610e-003	2.5310e-003
tblVehicleEF	OBUS	0.02	0.02
tblVehicleEF	OBUS	0.04	0.06
tblVehicleEF	OBUS	1.0530e-003	1.3340e-003
tblVehicleEF	OBUS	0.06	0.10
tblVehicleEF	OBUS	0.04	0.22
tblVehicleEF	OBUS	0.34	0.11
tblVehicleEF	OBUS	8.5900e-004	8.0900e-004
tblVehicleEF	OBUS	0.01	0.01
tblVehicleEF	OBUS	7.9100e-004	1.9900e-004
tblVehicleEF	OBUS	1.9610e-003	2.5310e-003
tblVehicleEF	OBUS	0.02	0.02
tblVehicleEF	OBUS	0.05	0.08
tblVehicleEF	OBUS	1.0530e-003	1.3340e-003
tblVehicleEF	OBUS	0.07	0.12
tblVehicleEF	OBUS	0.04	0.22
tblVehicleEF	OBUS	0.37	0.13
tblVehicleEF	OBUS	0.01	9.0540e-003
tblVehicleEF	OBUS	8.3930e-003	9.3190e-003
tblVehicleEF	OBUS	0.03	0.02

tblVehicleEF	OBUS	0.29	0.59
tblVehicleEF	OBUS	0.57	1.00
tblVehicleEF	OBUS	5.64	2.46
tblVehicleEF	OBUS	79.14	83.50
tblVehicleEF	OBUS	1,226.51	1,422.09
tblVehicleEF	OBUS	69.78	20.31
tblVehicleEF	OBUS	0.40	0.52
tblVehicleEF	OBUS	1.41	1.81
tblVehicleEF	OBUS	1.7600e-004	2.4810e-003
tblVehicleEF	OBUS	7.3790e-003	0.04
tblVehicleEF	OBUS	8.3400e-004	1.9500e-004
tblVehicleEF	OBUS	1.6900e-004	2.3730e-003
tblVehicleEF	OBUS	7.0420e-003	0.03
tblVehicleEF	OBUS	7.6700e-004	1.7900e-004
tblVehicleEF	OBUS	1.4580e-003	1.9070e-003
tblVehicleEF	OBUS	0.02	0.02
tblVehicleEF	OBUS	0.04	0.06
tblVehicleEF	OBUS	7.6200e-004	9.8200e-004
tblVehicleEF	OBUS	0.06	0.10
tblVehicleEF	OBUS	0.04	0.24
tblVehicleEF	OBUS	0.36	0.12
tblVehicleEF	OBUS	7.6700e-004	7.9500e-004
tblVehicleEF	OBUS	0.01	0.01
tblVehicleEF	OBUS	7.9700e-004	2.0100e-004
tblVehicleEF	OBUS	1.4580e-003	1.9070e-003
tblVehicleEF	OBUS	0.02	0.02
tblVehicleEF	OBUS	0.05	0.08

tblVehicleEF	OBUS	7.6200e-004	9.8200e-004
tblVehicleEF	OBUS	0.07	0.12
tblVehicleEF	OBUS	0.04	0.24
tblVehicleEF	OBUS	0.39	0.13
tblVehicleEF	SBUS	0.87	0.07
tblVehicleEF	SBUS	0.02	0.01
tblVehicleEF	SBUS	0.09	7.1320e-003
tblVehicleEF	SBUS	8.16	2.80
tblVehicleEF	SBUS	1.19	1.03
tblVehicleEF	SBUS	9.61	1.02
tblVehicleEF	SBUS	1,131.05	356.18
tblVehicleEF	SBUS	1,090.69	1,128.82
tblVehicleEF	SBUS	54.18	5.79
tblVehicleEF	SBUS	9.79	3.82
tblVehicleEF	SBUS	4.65	6.33
tblVehicleEF	SBUS	0.01	6.3360e-003
tblVehicleEF	SBUS	0.01	0.01
tblVehicleEF	SBUS	0.03	0.04
tblVehicleEF	SBUS	9.3500e-004	6.5000e-005
tblVehicleEF	SBUS	0.01	6.0620e-003
tblVehicleEF	SBUS	2.6810e-003	2.6580e-003
tblVehicleEF	SBUS	0.02	0.04
tblVehicleEF	SBUS	8.6000e-004	6.0000e-005
tblVehicleEF	SBUS	3.6480e-003	1.1350e-003
tblVehicleEF	SBUS	0.04	0.01
tblVehicleEF	SBUS	0.98	0.34
tblVehicleEF	SBUS	1.9360e-003	5.7500e-004

tblVehicleEF	SBUS	0.13	0.14
tblVehicleEF	SBUS	0.02	0.07
tblVehicleEF	SBUS	0.51	0.04
tblVehicleEF	SBUS	0.01	3.4000e-003
tblVehicleEF	SBUS	0.01	0.01
tblVehicleEF	SBUS	7.0800e-004	5.7000e-005
tblVehicleEF	SBUS	3.6480e-003	1.1350e-003
tblVehicleEF	SBUS	0.04	0.01
tblVehicleEF	SBUS	1.42	0.48
tblVehicleEF	SBUS	1.9360e-003	5.7500e-004
tblVehicleEF	SBUS	0.16	0.17
tblVehicleEF	SBUS	0.02	0.07
tblVehicleEF	SBUS	0.56	0.05
tblVehicleEF	SBUS	0.87	0.07
tblVehicleEF	SBUS	0.02	0.01
tblVehicleEF	SBUS	0.08	6.4080e-003
tblVehicleEF	SBUS	8.04	2.75
tblVehicleEF	SBUS	1.21	1.05
tblVehicleEF	SBUS	7.94	0.84
tblVehicleEF	SBUS	1,182.37	367.48
tblVehicleEF	SBUS	1,090.69	1,128.85
tblVehicleEF	SBUS	54.18	5.50
tblVehicleEF	SBUS	10.10	3.93
tblVehicleEF	SBUS	4.39	5.98
tblVehicleEF	SBUS	8.9100e-003	5.3460e-003
tblVehicleEF	SBUS	0.01	0.01
tblVehicleEF	SBUS	0.03	0.04

tblVehicleEF	SBUS	9.3500e-004	6.5000e-005
tblVehicleEF	SBUS	8.5240e-003	5.1150e-003
tblVehicleEF	SBUS	2.6810e-003	2.6580e-003
tblVehicleEF	SBUS	0.02	0.04
tblVehicleEF	SBUS	8.6000e-004	6.0000e-005
tblVehicleEF	SBUS	4.9860e-003	1.5480e-003
tblVehicleEF	SBUS	0.04	0.01
tblVehicleEF	SBUS	0.98	0.34
tblVehicleEF	SBUS	2.6570e-003	7.8500e-004
tblVehicleEF	SBUS	0.13	0.14
tblVehicleEF	SBUS	0.01	0.06
tblVehicleEF	SBUS	0.46	0.04
tblVehicleEF	SBUS	0.01	3.5060e-003
tblVehicleEF	SBUS	0.01	0.01
tblVehicleEF	SBUS	6.8100e-004	5.4000e-005
tblVehicleEF	SBUS	4.9860e-003	1.5480e-003
tblVehicleEF	SBUS	0.04	0.01
tblVehicleEF	SBUS	1.42	0.48
tblVehicleEF	SBUS	2.6570e-003	7.8500e-004
tblVehicleEF	SBUS	0.16	0.17
tblVehicleEF	SBUS	0.01	0.06
tblVehicleEF	SBUS	0.50	0.04
tblVehicleEF	SBUS	0.87	0.07
tblVehicleEF	SBUS	0.02	0.01
tblVehicleEF	SBUS	0.09	7.2360e-003
tblVehicleEF	SBUS	8.33	2.86
tblVehicleEF	SBUS	1.18	1.03

tblVehicleEF	SBUS	9.77	1.03
tblVehicleEF	SBUS	1,060.18	340.58
tblVehicleEF	SBUS	1,090.69	1,128.81
tblVehicleEF	SBUS	54.18	5.82
tblVehicleEF	SBUS	9.36	3.67
tblVehicleEF	SBUS	4.57	6.22
tblVehicleEF	SBUS	0.01	7.7020e-003
tblVehicleEF	SBUS	0.01	0.01
tblVehicleEF	SBUS	0.03	0.04
tblVehicleEF	SBUS	9.3500e-004	6.5000e-005
tblVehicleEF	SBUS	0.01	7.3690e-003
tblVehicleEF	SBUS	2.6810e-003	2.6580e-003
tblVehicleEF	SBUS	0.02	0.04
tblVehicleEF	SBUS	8.6000e-004	6.0000e-005
tblVehicleEF	SBUS	3.6990e-003	1.1730e-003
tblVehicleEF	SBUS	0.04	0.01
tblVehicleEF	SBUS	0.99	0.34
tblVehicleEF	SBUS	1.8970e-003	5.6800e-004
tblVehicleEF	SBUS	0.13	0.14
tblVehicleEF	SBUS	0.02	0.09
tblVehicleEF	SBUS	0.51	0.04
tblVehicleEF	SBUS	0.01	3.2520e-003
tblVehicleEF	SBUS	0.01	0.01
tblVehicleEF	SBUS	7.1100e-004	5.8000e-005
tblVehicleEF	SBUS	3.6990e-003	1.1730e-003
tblVehicleEF	SBUS	0.04	0.01
tblVehicleEF	SBUS	1.42	0.48

tblVehicleEF	SBUS	1.8970e-003	5.6800e-004
tblVehicleEF	SBUS	0.16	0.17
tblVehicleEF	SBUS	0.02	0.09
tblVehicleEF	SBUS	0.56	0.05
tblVehicleEF	UBUS	1.93	7.28
tblVehicleEF	UBUS	0.07	0.03
tblVehicleEF	UBUS	8.96	27.90
tblVehicleEF	UBUS	13.19	1.81
tblVehicleEF	UBUS	1,828.32	2,044.63
tblVehicleEF	UBUS	133.38	22.76
tblVehicleEF	UBUS	4.82	4.04
tblVehicleEF	UBUS	0.53	0.08
tblVehicleEF	UBUS	0.01	0.03
tblVehicleEF	UBUS	0.04	5.2920e-003
tblVehicleEF	UBUS	1.1810e-003	4.0000e-005
tblVehicleEF	UBUS	0.23	0.03
tblVehicleEF	UBUS	3.0000e-003	7.5850e-003
tblVehicleEF	UBUS	0.04	5.0590e-003
tblVehicleEF	UBUS	1.0860e-003	3.6000e-005
tblVehicleEF	UBUS	6.1570e-003	2.6630e-003
tblVehicleEF	UBUS	0.10	0.03
tblVehicleEF	UBUS	3.6270e-003	1.8540e-003
tblVehicleEF	UBUS	0.53	0.11
tblVehicleEF	UBUS	0.03	0.21
tblVehicleEF	UBUS	0.96	0.15
tblVehicleEF	UBUS	8.6430e-003	4.3420e-003
tblVehicleEF	UBUS	1.5700e-003	2.2500e-004

tblVehicleEF	UBUS	6.1570e-003	2.6630e-003
tblVehicleEF	UBUS	0.10	0.03
tblVehicleEF	UBUS	3.6270e-003	1.8540e-003
tblVehicleEF	UBUS	2.52	7.44
tblVehicleEF	UBUS	0.03	0.21
tblVehicleEF	UBUS	1.05	0.16
tblVehicleEF	UBUS	1.94	7.28
tblVehicleEF	UBUS	0.07	0.03
tblVehicleEF	UBUS	9.02	27.90
tblVehicleEF	UBUS	11.63	1.61
tblVehicleEF	UBUS	1,828.32	2,044.63
tblVehicleEF	UBUS	133.38	22.40
tblVehicleEF	UBUS	4.53	4.03
tblVehicleEF	UBUS	0.53	0.08
tblVehicleEF	UBUS	0.01	0.03
tblVehicleEF	UBUS	0.04	5.2920e-003
tblVehicleEF	UBUS	1.1810e-003	4.0000e-005
tblVehicleEF	UBUS	0.23	0.03
tblVehicleEF	UBUS	3.0000e-003	7.5850e-003
tblVehicleEF	UBUS	0.04	5.0590e-003
tblVehicleEF	UBUS	1.0860e-003	3.6000e-005
tblVehicleEF	UBUS	8.2530e-003	3.6380e-003
tblVehicleEF	UBUS	0.10	0.03
tblVehicleEF	UBUS	4.8310e-003	2.4730e-003
tblVehicleEF	UBUS	0.53	0.11
tblVehicleEF	UBUS	0.03	0.19
tblVehicleEF	UBUS	0.89	0.14

tblVehicleEF	UBUS	8.6450e-003	4.3420e-003
tblVehicleEF	UBUS	1.5430e-003	2.2200e-004
tblVehicleEF	UBUS	8.2530e-003	3.6380e-003
tblVehicleEF	UBUS	0.10	0.03
tblVehicleEF	UBUS	4.8310e-003	2.4730e-003
tblVehicleEF	UBUS	2.53	7.44
tblVehicleEF	UBUS	0.03	0.19
tblVehicleEF	UBUS	0.98	0.15
tblVehicleEF	UBUS	1.93	7.28
tblVehicleEF	UBUS	0.07	0.03
tblVehicleEF	UBUS	8.95	27.90
tblVehicleEF	UBUS	13.46	1.85
tblVehicleEF	UBUS	1,828.32	2,044.63
tblVehicleEF	UBUS	133.38	22.82
tblVehicleEF	UBUS	4.73	4.04
tblVehicleEF	UBUS	0.53	0.08
tblVehicleEF	UBUS	0.01	0.03
tblVehicleEF	UBUS	0.04	5.2920e-003
tblVehicleEF	UBUS	1.1810e-003	4.0000e-005
tblVehicleEF	UBUS	0.23	0.03
tblVehicleEF	UBUS	3.0000e-003	7.5850e-003
tblVehicleEF	UBUS	0.04	5.0590e-003
tblVehicleEF	UBUS	1.0860e-003	3.6000e-005
tblVehicleEF	UBUS	6.9610e-003	2.5390e-003
tblVehicleEF	UBUS	0.12	0.03
tblVehicleEF	UBUS	3.8300e-003	1.7550e-003
tblVehicleEF	UBUS	0.52	0.11

tblVehicleEF	UBUS	0.04	0.26
tblVehicleEF	UBUS	0.98	0.15
tblVehicleEF	UBUS	8.6430e-003	4.3420e-003
tblVehicleEF	UBUS	1.5750e-003	2.2600e-004
tblVehicleEF	UBUS	6.9610e-003	2.5390e-003
tblVehicleEF	UBUS	0.12	0.03
tblVehicleEF	UBUS	3.8300e-003	1.7550e-003
tblVehicleEF	UBUS	2.52	7.44
tblVehicleEF	UBUS	0.04	0.26
tblVehicleEF	UBUS	1.07	0.16
tblVehicleTrips	CNW_TTP	41.00	0.00
tblVehicleTrips	CW_TL	16.60	40.00
tblVehicleTrips	CW_TTP	59.00	100.00
tblVehicleTrips	DV_TP	5.00	0.00
tblVehicleTrips	PB_TP	3.00	0.00
tblVehicleTrips	PR_TP	92.00	100.00
tblVehicleTrips	ST_TR	1.68	0.40
tblVehicleTrips	SU_TR	1.68	0.40
tblVehicleTrips	WD_TR	1.68	0.40

2.0 Emissions Summary

2.1 Overall Construction

Unmitigated Construction

	ROG	NOx	CO	SO2	Fugitive PM10	Exhaust PM10	PM10 Total	Fugitive PM2.5	Exhaust PM2.5	PM2.5 Total	Bio- CO2	NBio- CO2	Total CO2	CH4	N2O	CO2e
Year	tons/yr										MT/yr					
2021	0.0000	0.0000	0.0000	0.0000	0.0000	0.0000	0.0000	0.0000	0.0000	0.0000	0.0000	0.0000	0.0000	0.0000	0.0000	0.0000
Maximum	**0.0000**	**0.0000**	**0.0000**	**0.0000**	**0.0000**	**0.0000**	**0.0000**	**0.0000**	**0.0000**	**0.0000**	**0.0000**	**0.0000**	**0.0000**	**0.0000**	**0.0000**	**0.0000**

Mitigated Construction

	ROG	NOx	CO	SO2	Fugitive PM10	Exhaust PM10	PM10 Total	Fugitive PM2.5	Exhaust PM2.5	PM2.5 Total	Bio- CO2	NBio- CO2	Total CO2	CH4	N2O	CO2e
Year	tons/yr										MT/yr					
2021	0.0000	0.0000	0.0000	0.0000	0.0000	0.0000	0.0000	0.0000	0.0000	0.0000	0.0000	0.0000	0.0000	0.0000	0.0000	0.0000
Maximum	**0.0000**	**0.0000**	**0.0000**	**0.0000**	**0.0000**	**0.0000**	**0.0000**	**0.0000**	**0.0000**	**0.0000**	**0.0000**	**0.0000**	**0.0000**	**0.0000**	**0.0000**	**0.0000**

	ROG	**NOx**	**CO**	**SO2**	**Fugitive PM10**	**Exhaust PM10**	**PM10 Total**	**Fugitive PM2.5**	**Exhaust PM2.5**	**PM2.5 Total**	**Bio- CO2**	**NBio-CO2**	**Total CO2**	**CH4**	**N20**	**CO2e**
Percent Reduction	**0.00**	**0.00**	**0.00**	**0.00**	**0.00**	**0.00**	**0.00**	**0.00**	**0.00**	**0.00**	**0.00**	**0.00**	**0.00**	**0.00**	**0.00**	**0.00**

Quarter	Start Date	End Date	Maximum Unmitigated ROG + NOX (tons/quarter)	Maximum Mitigated ROG + NOX (tons/quarter)
		Highest		

2.2 Overall Operational

Unmitigated Operational

	ROG	NOx	CO	SO2	Fugitive PM10	Exhaust PM10	PM10 Total	Fugitive PM2.5	Exhaust PM2.5	PM2.5 Total	Bio- CO2	NBio- CO2	Total CO2	CH4	N2O	CO2e
Category	tons/yr										MT/yr					
Area	0.6435	1.5000e-004	0.0161	0.0000		6.0000e-005	6.0000e-005		6.0000e-005	6.0000e-005	0.0000	0.0313	0.0313	8.0000e-005	0.0000	0.0333
Energy	2.1700e-003	0.0197	0.0165	1.2000e-004		1.5000e-003	1.5000e-003		1.5000e-003	1.5000e-003	0.0000	212.8057	212.8057	8.3100e-003	2.0300e-003	213.6177
Mobile	0.1177	4.2355	0.9021	0.0127	0.3621	0.0468	0.4088	0.0993	0.0448	0.1440	0.0000	1,302.2660	1,302.2660	0.1217	0.0000	1,305.3072
Offroad	0.0249	0.2822	0.1413	5.8000e-004		9.5300e-003	9.5300e-003		8.7600e-003	8.7600e-003	0.0000	50.8406	50.8406	0.0164	0.0000	51.2516
Waste						0.0000	0.0000		0.0000	0.0000	27.6677	0.0000	27.6677	1.6351	0.0000	68.5455
Water						0.0000	0.0000		0.0000	0.0000	10.6379	139.1134	149.7514	1.0984	0.0270	185.2526
Total	**0.7882**	**4.5375**	**1.0760**	**0.0134**	**0.3621**	**0.0579**	**0.4199**	**0.0993**	**0.0551**	**0.1544**	**38.3056**	**1,705.0569**	**1,743.3625**	**2.8800**	**0.0290**	**1,824.0079**

2.2 Overall Operational

Mitigated Operational

	ROG	NOx	CO	SO2	Fugitive PM10	Exhaust PM10	PM10 Total	Fugitive PM2.5	Exhaust PM2.5	PM2.5 Total	Bio- CO2	NBio- CO2	Total CO2	CH4	N2O	CO2e
Category	tons/yr										MT/yr					
Area	0.6435	1.5000e-004	0.0161	0.0000		6.0000e-005	6.0000e-005		6.0000e-005	6.0000e-005	0.0000	0.0313	0.0313	8.0000e-005	0.0000	0.0333
Energy	2.1700e-003	0.0197	0.0165	1.2000e-004		1.5000e-003	1.5000e-003		1.5000e-003	1.5000e-003	0.0000	212.8057	212.8057	8.3100e-003	2.0300e-003	213.6177
Mobile	0.1177	4.2355	0.9021	0.0127	0.3621	0.0468	0.4088	0.0993	0.0448	0.1440	0.0000	1,302.2660	1,302.2660	0.1217	0.0000	1,305.3072
Offroad	0.0249	0.2822	0.1413	5.8000e-004		9.5300e-003	9.5300e-003		8.7600e-003	8.7600e-003	0.0000	50.8406	50.8406	0.0164	0.0000	51.2516
Waste						0.0000	0.0000		0.0000	0.0000	27.6677	0.0000	27.6677	1.6351	0.0000	68.5455
Water						0.0000	0.0000		0.0000	0.0000	10.6379	139.1134	149.7514	1.0984	0.0270	185.2526
Total	**0.7882**	**4.5375**	**1.0760**	**0.0134**	**0.3621**	**0.0579**	**0.4199**	**0.0993**	**0.0551**	**0.1544**	**38.3056**	**1,705.0569**	**1,743.3625**	**2.8800**	**0.0290**	**1,824.0079**

	ROG	NOx	CO	SO2	Fugitive PM10	Exhaust PM10	PM10 Total	Fugitive PM2.5	Exhaust PM2.5	PM2.5 Total	Bio- CO2	NBio-CO2	Total CO2	CH4	N20	CO2e
Percent Reduction	**0.00**	**0.00**	**0.00**	**0.00**	**0.00**	**0.00**	**0.00**	**0.00**	**0.00**	**0.00**	**0.00**	**0.00**	**0.00**	**0.00**	**0.00**	**0.00**

3.0 Construction Detail

Construction Phase

Phase Number	Phase Name	Phase Type	Start Date	End Date	Num Days Week	Num Days	Phase Description
1	Demolition	Demolition	1/4/2021	1/3/2021	5	0	

Acres of Grading (Site Preparation Phase): 0

Acres of Grading (Grading Phase): 0

Acres of Paving: 14.84

Residential Indoor: 0; Residential Outdoor: 0; Non-Residential Indoor: 0; Non-Residential Outdoor: 0; Striped Parking Area: 0 (Architectural Coating – sqft)

OffRoad Equipment

Phase Name	Offroad Equipment Type	Amount	Usage Hours	Horse Power	Load Factor
Demolition	Concrete/Industrial Saws	0	8.00	81	0.73
Demolition	Excavators	0	8.00	158	0.38
Demolition	Rubber Tired Dozers	0	8.00	247	0.40

Trips and VMT

Phase Name	Offroad Equipment Count	Worker Trip Number	Vendor Trip Number	Hauling Trip Number	Worker Trip Length	Vendor Trip Length	Hauling Trip Length	Worker Vehicle Class	Vendor Vehicle Class	Hauling Vehicle Class
Demolition	0	0.00	0.00	0.00	14.70	6.90	20.00	LD_Mix	HDT_Mix	HHDT

3.1 Mitigation Measures Construction

3.2 Demolition - 2021

Unmitigated Construction On-Site

	ROG	NOx	CO	SO2	Fugitive PM10	Exhaust PM10	PM10 Total	Fugitive PM2.5	Exhaust PM2.5	PM2.5 Total	Bio- CO2	NBio- CO2	Total CO2	CH4	N2O	CO2e
Category	tons/yr										MT/yr					
Off-Road	0.0000	0.0000	0.0000	0.0000	0.0000	0.0000	0.0000	0.0000	0.0000	0.0000	0.0000	0.0000	0.0000	0.0000	0.0000	0.0000
Total	**0.0000**	**0.0000**	**0.0000**	**0.0000**	**0.0000**	**0.0000**	**0.0000**	**0.0000**	**0.0000**	**0.0000**	**0.0000**	**0.0000**	**0.0000**	**0.0000**	**0.0000**	**0.0000**

Unmitigated Construction Off-Site

	ROG	NOx	CO	SO2	Fugitive PM10	Exhaust PM10	PM10 Total	Fugitive PM2.5	Exhaust PM2.5	PM2.5 Total	Bio- CO2	NBio- CO2	Total CO2	CH4	N2O	CO2e
Category	tons/yr										MT/yr					
Hauling	0.0000	0.0000	0.0000	0.0000	0.0000	0.0000	0.0000	0.0000	0.0000	0.0000	0.0000	0.0000	0.0000	0.0000	0.0000	0.0000
Vendor	0.0000	0.0000	0.0000	0.0000	0.0000	0.0000	0.0000	0.0000	0.0000	0.0000	0.0000	0.0000	0.0000	0.0000	0.0000	0.0000
Worker	0.0000	0.0000	0.0000	0.0000	0.0000	0.0000	0.0000	0.0000	0.0000	0.0000	0.0000	0.0000	0.0000	0.0000	0.0000	0.0000
Total	**0.0000**	**0.0000**	**0.0000**	**0.0000**	**0.0000**	**0.0000**	**0.0000**	**0.0000**	**0.0000**	**0.0000**	**0.0000**	**0.0000**	**0.0000**	**0.0000**	**0.0000**	**0.0000**

3.2 Demolition - 2021

Mitigated Construction On-Site

	ROG	NOx	CO	SO2	Fugitive PM10	Exhaust PM10	PM10 Total	Fugitive PM2.5	Exhaust PM2.5	PM2.5 Total	Bio- CO2	NBio- CO2	Total CO2	CH4	N2O	CO2e
Category	tons/yr										MT/yr					
Off-Road	0.0000	0.0000	0.0000	0.0000	0.0000	0.0000	0.0000	0.0000	0.0000	0.0000	0.0000	0.0000	0.0000	0.0000	0.0000	0.0000
Total	**0.0000**	**0.0000**	**0.0000**	**0.0000**	**0.0000**	**0.0000**	**0.0000**	**0.0000**	**0.0000**	**0.0000**	**0.0000**	**0.0000**	**0.0000**	**0.0000**	**0.0000**	**0.0000**

Mitigated Construction Off-Site

	ROG	NOx	CO	SO2	Fugitive PM10	Exhaust PM10	PM10 Total	Fugitive PM2.5	Exhaust PM2.5	PM2.5 Total	Bio- CO2	NBio- CO2	Total CO2	CH4	N2O	CO2e
Category	tons/yr										MT/yr					
Hauling	0.0000	0.0000	0.0000	0.0000	0.0000	0.0000	0.0000	0.0000	0.0000	0.0000	0.0000	0.0000	0.0000	0.0000	0.0000	0.0000
Vendor	0.0000	0.0000	0.0000	0.0000	0.0000	0.0000	0.0000	0.0000	0.0000	0.0000	0.0000	0.0000	0.0000	0.0000	0.0000	0.0000
Worker	0.0000	0.0000	0.0000	0.0000	0.0000	0.0000	0.0000	0.0000	0.0000	0.0000	0.0000	0.0000	0.0000	0.0000	0.0000	0.0000
Total	**0.0000**	**0.0000**	**0.0000**	**0.0000**	**0.0000**	**0.0000**	**0.0000**	**0.0000**	**0.0000**	**0.0000**	**0.0000**	**0.0000**	**0.0000**	**0.0000**	**0.0000**	**0.0000**

4.0 Operational Detail - Mobile

4.1 Mitigation Measures Mobile

	ROG	NOx	CO	SO2	Fugitive PM10	Exhaust PM10	PM10 Total	Fugitive PM2.5	Exhaust PM2.5	PM2.5 Total	Bio- CO2	NBio- CO2	Total CO2	CH4	N2O	CO2e
Category	tons/yr										MT/yr					
Mitigated	0.1177	4.2355	0.9021	0.0127	0.3621	0.0468	0.4088	0.0993	0.0448	0.1440	0.0000	1,302.2660	1,302.2660	0.1217	0.0000	1,305.3072
Unmitigated	0.1177	4.2355	0.9021	0.0127	0.3621	0.0468	0.4088	0.0993	0.0448	0.1440	0.0000	1,302.2660	1,302.2660	0.1217	0.0000	1,305.3072

4.2 Trip Summary Information

	Average Daily Trip Rate			Unmitigated	Mitigated
Land Use	Weekday	Saturday	Sunday	Annual VMT	Annual VMT
Other Asphalt Surfaces	0.00	0.00	0.00		
Parking Lot	0.00	0.00	0.00		
Unrefrigerated Warehouse-No Rail	58.00	58.00	58.00	844,503	844,503
Total	58.00	58.00	58.00	844,503	844,503

4.3 Trip Type Information

	Miles			Trip %			Trip Purpose %		
Land Use	H-W or C-W	H-S or C-C	H-O or C-NW	H-W or C-W	H-S or C-C	H-O or C-NW	Primary	Diverted	Pass-by
Other Asphalt Surfaces	16.60	8.40	6.90	0.00	0.00	0.00	0	0	0
Parking Lot	16.60	8.40	6.90	0.00	0.00	0.00	0	0	0
Unrefrigerated Warehouse-No	40.00	8.40	6.90	100.00	0.00	0.00	100	0	0

4.4 Fleet Mix

Land Use	LDA	LDT1	LDT2	MDV	LHD1	LHD2	MHD	HHD	OBUS	UBUS	MCY	SBUS	MH
Other Asphalt Surfaces	0.558976	0.043534	0.209821	0.113949	0.016111	0.005791	0.025447	0.016654	0.001713	0.001553	0.004896	0.000590	0.000966
Parking Lot	0.558976	0.043534	0.209821	0.113949	0.016111	0.005791	0.025447	0.016654	0.001713	0.001553	0.004896	0.000590	0.000966
Unrefrigerated Warehouse-No Rail	0.000000	0.000000	0.000000	0.000000	0.000000	0.000000	0.000000	1.000000	0.000000	0.000000	0.000000	0.000000	0.000000

5.0 Energy Detail

Historical Energy Use: N

5.1 Mitigation Measures Energy

	ROG	NOx	CO	SO2	Fugitive PM10	Exhaust PM10	PM10 Total	Fugitive PM2.5	Exhaust PM2.5	PM2.5 Total	Bio- CO2	NBio- CO2	Total CO2	CH4	N2O	CO2e
Category	tons/yr										MT/yr					
Electricity Mitigated						0.0000	0.0000		0.0000	0.0000	0.0000	191.3715	191.3715	7.9000e-003	1.6300e-003	192.0562
Electricity Unmitigated						0.0000	0.0000		0.0000	0.0000	0.0000	191.3715	191.3715	7.9000e-003	1.6300e-003	192.0562
NaturalGas Mitigated	2.1700e-003	0.0197	0.0165	1.2000e-004		1.5000e-003	1.5000e-003		1.5000e-003	1.5000e-003	0.0000	21.4342	21.4342	4.1000e-004	3.9000e-004	21.5615
NaturalGas Unmitigated	2.1700e-003	0.0197	0.0165	1.2000e-004		1.5000e-003	1.5000e-003		1.5000e-003	1.5000e-003	0.0000	21.4342	21.4342	4.1000e-004	3.9000e-004	21.5615

5.2 Energy by Land Use - NaturalGas

Unmitigated

	NaturalGas Use	ROG	NOx	CO	SO2	Fugitive PM10	Exhaust PM10	PM10 Total	Fugitive PM2.5	Exhaust PM2.5	PM2.5 Total	Bio- CO2	NBio- CO2	Total CO2	CH4	N2O	CO2e
Land Use	kBTU/yr	tons/yr										MT/yr					
Other Asphalt Surfaces	0	0.0000	0.0000	0.0000	0.0000		0.0000	0.0000		0.0000	0.0000	0.0000	0.0000	0.0000	0.0000	0.0000	0.0000
Parking Lot	0	0.0000	0.0000	0.0000	0.0000		0.0000	0.0000		0.0000	0.0000	0.0000	0.0000	0.0000	0.0000	0.0000	0.0000
Unrefrigerated Warehouse-No Rail	401661	2.1700e-003	0.0197	0.0165	1.2000e-004		1.5000e-003	1.5000e-003		1.5000e-003	1.5000e-003	0.0000	21.4342	21.4342	4.1000e-004	3.9000e-004	21.5615
Total		**2.1700e-003**	**0.0197**	**0.0165**	**1.2000e-004**		**1.5000e-003**	**1.5000e-003**		**1.5000e-003**	**1.5000e-003**	**0.0000**	**21.4342**	**21.4342**	**4.1000e-004**	**3.9000e-004**	**21.5615**

Mitigated

	NaturalGas Use	ROG	NOx	CO	SO2	Fugitive PM10	Exhaust PM10	PM10 Total	Fugitive PM2.5	Exhaust PM2.5	PM2.5 Total	Bio- CO2	NBio- CO2	Total CO2	CH4	N2O	CO2e
Land Use	kBTU/yr	tons/yr										MT/yr					
Other Asphalt Surfaces	0	0.0000	0.0000	0.0000	0.0000		0.0000	0.0000		0.0000	0.0000	0.0000	0.0000	0.0000	0.0000	0.0000	0.0000
Parking Lot	0	0.0000	0.0000	0.0000	0.0000		0.0000	0.0000		0.0000	0.0000	0.0000	0.0000	0.0000	0.0000	0.0000	0.0000
Unrefrigerated Warehouse-No Rail	401661	2.1700e-003	0.0197	0.0165	1.2000e-004		1.5000e-003	1.5000e-003		1.5000e-003	1.5000e-003	0.0000	21.4342	21.4342	4.1000e-004	3.9000e-004	21.5615
Total		**2.1700e-003**	**0.0197**	**0.0165**	**1.2000e-004**		**1.5000e-003**	**1.5000e-003**		**1.5000e-003**	**1.5000e-003**	**0.0000**	**21.4342**	**21.4342**	**4.1000e-004**	**3.9000e-004**	**21.5615**

5.3 Energy by Land Use - Electricity

Unmitigated

	Electricity Use	Total CO2	CH4	N2O	CO2e
Land Use	kWh/yr	MT/yr			
Other Asphalt Surfaces	0	0.0000	0.0000	0.0000	0.0000
Parking Lot	109060	34.7489	1.4300e-003	3.0000e-004	34.8732
Unrefrigerated Warehouse-No Rail	491564	156.6227	6.4700e-003	1.3400e-003	157.1830
Total		**191.3715**	**7.9000e-003**	**1.6400e-003**	**192.0562**

Mitigated

	Electricity Use	Total CO2	CH4	N2O	CO2e
Land Use	kWh/yr	MT/yr			
Other Asphalt Surfaces	0	0.0000	0.0000	0.0000	0.0000
Parking Lot	109060	34.7489	1.4300e-003	3.0000e-004	34.8732
Unrefrigerated Warehouse-No Rail	491564	156.6227	6.4700e-003	1.3400e-003	157.1830
Total		**191.3715**	**7.9000e-003**	**1.6400e-003**	**192.0562**

6.0 Area Detail

6.1 Mitigation Measures Area

	ROG	NOx	CO	SO2	Fugitive PM10	Exhaust PM10	PM10 Total	Fugitive PM2.5	Exhaust PM2.5	PM2.5 Total	Bio- CO2	NBio- CO2	Total CO2	CH4	N2O	CO2e
Category	tons/yr										MT/yr					
Mitigated	0.6435	1.5000e-004	0.0161	0.0000		6.0000e-005	6.0000e-005		6.0000e-005	6.0000e-005	0.0000	0.0313	0.0313	8.0000e-005	0.0000	0.0333
Unmitigated	0.6435	1.5000e-004	0.0161	0.0000		6.0000e-005	6.0000e-005		6.0000e-005	6.0000e-005	0.0000	0.0313	0.0313	8.0000e-005	0.0000	0.0333

6.2 Area by SubCategory

Unmitigated

	ROG	NOx	CO	SO2	Fugitive PM10	Exhaust PM10	PM10 Total	Fugitive PM2.5	Exhaust PM2.5	PM2.5 Total	Bio- CO2	NBio- CO2	Total CO2	CH4	N2O	CO2e
SubCategory	tons/yr										MT/yr					
Architectural Coating	0.0762					0.0000	0.0000		0.0000	0.0000	0.0000	0.0000	0.0000	0.0000	0.0000	0.0000
Consumer Products	0.5658					0.0000	0.0000		0.0000	0.0000	0.0000	0.0000	0.0000	0.0000	0.0000	0.0000
Landscaping	1.5100e-003	1.5000e-004	0.0161	0.0000		6.0000e-005	6.0000e-005		6.0000e-005	6.0000e-005	0.0000	0.0313	0.0313	8.0000e-005	0.0000	0.0333
Total	**0.6435**	**1.5000e-004**	**0.0161**	**0.0000**		**6.0000e-005**	**6.0000e-005**		**6.0000e-005**	**6.0000e-005**	**0.0000**	**0.0313**	**0.0313**	**8.0000e-005**	**0.0000**	**0.0333**

Mitigated

	ROG	NOx	CO	SO2	Fugitive PM10	Exhaust PM10	PM10 Total	Fugitive PM2.5	Exhaust PM2.5	PM2.5 Total	Bio- CO2	NBio- CO2	Total CO2	CH4	N2O	CO2e
SubCategory	tons/yr										MT/yr					
Architectural Coating	0.0762					0.0000	0.0000		0.0000	0.0000	0.0000	0.0000	0.0000	0.0000	0.0000	0.0000
Consumer Products	0.5658					0.0000	0.0000		0.0000	0.0000	0.0000	0.0000	0.0000	0.0000	0.0000	0.0000
Landscaping	1.5100e-003	1.5000e-004	0.0161	0.0000		6.0000e-005	6.0000e-005		6.0000e-005	6.0000e-005	0.0000	0.0313	0.0313	8.0000e-005	0.0000	0.0333
Total	**0.6435**	**1.5000e-004**	**0.0161**	**0.0000**		**6.0000e-005**	**6.0000e-005**		**6.0000e-005**	**6.0000e-005**	**0.0000**	**0.0313**	**0.0313**	**8.0000e-005**	**0.0000**	**0.0333**

7.0 Water Detail

7.1 Mitigation Measures Water

	Total CO2	CH4	N2O	CO2e
Category	MT/yr			
Mitigated	149.7514	1.0984	0.0270	185.2526
Unmitigated	149.7514	1.0984	0.0270	185.2526

7.2 Water by Land Use

Unmitigated

	Indoor/Outdoor Use	Total CO2	CH4	N2O	CO2e
Land Use	Mgal	MT/yr			
Other Asphalt Surfaces	0 / 0	0.0000	0.0000	0.0000	0.0000
Parking Lot	0 / 0	0.0000	0.0000	0.0000	0.0000
Unrefrigerated Warehouse-No Rail	33.5313 / 0	149.7514	1.0984	0.0270	185.2526
Total		**149.7514**	**1.0984**	**0.0270**	**185.2526**

7.2 Water by Land Use

Mitigated

	Indoor/Outdoor Use	Total CO2	CH4	N2O	CO2e
Land Use	Mgal	MT/yr			
Other Asphalt Surfaces	0 / 0	0.0000	0.0000	0.0000	0.0000
Parking Lot	0 / 0	0.0000	0.0000	0.0000	0.0000
Unrefrigerated Warehouse-No Rail	33.5313 / 0	149.7514	1.0984	0.0270	185.2526
Total		**149.7514**	**1.0984**	**0.0270**	**185.2526**

8.0 Waste Detail

8.1 Mitigation Measures Waste

Category/Year

	Total CO2	CH4	N2O	CO2e
	MT/yr			
Mitigated	27.6677	1.6351	0.0000	68.5455
Unmitigated	27.6677	1.6351	0.0000	68.5455

8.2 Waste by Land Use

Unmitigated

	Waste Disposed	Total CO2	CH4	N2O	CO2e
Land Use	tons	MT/yr			
Other Asphalt Surfaces	0	0.0000	0.0000	0.0000	0.0000
Parking Lot	0	0.0000	0.0000	0.0000	0.0000
Unrefrigerated Warehouse-No Rail	136.3	27.6677	1.6351	0.0000	68.5455
Total		**27.6677**	**1.6351**	**0.0000**	**68.5455**

8.2 Waste by Land Use

Mitigated

	Waste Disposed	Total CO2	CH4	N2O	CO2e
Land Use	tons	MT/yr			
Other Asphalt Surfaces	0	0.0000	0.0000	0.0000	0.0000
Parking Lot	0	0.0000	0.0000	0.0000	0.0000
Unrefrigerated Warehouse-No Rail	136.3	27.6677	1.6351	0.0000	68.5455
Total		**27.6677**	**1.6351**	**0.0000**	**68.5455**

9.0 Operational Offroad

Equipment Type	Number	Hours/Day	Days/Year	Horse Power	Load Factor	Fuel Type
Tractors/Loaders/Backhoes	1	4.00	365	200	0.37	CNG

UnMitigated/Mitigated

	ROG	NOx	CO	SO2	Fugitive PM10	Exhaust PM10	PM10 Total	Fugitive PM2.5	Exhaust PM2.5	PM2.5 Total	Bio- CO2	NBio- CO2	Total CO2	CH4	N2O	CO2e
Equipment Type	tons/yr										MT/yr					
Tractors/Loaders/ Backhoes	0.0249	0.2822	0.1413	5.8000e-004		9.5300e-003	9.5300e-003		8.7600e-003	8.7600e-003	0.0000	50.8406	50.8406	0.0164	0.0000	51.2516
Total	**0.0249**	**0.2822**	**0.1413**	**5.8000e-004**		**9.5300e-003**	**9.5300e-003**		**8.7600e-003**	**8.7600e-003**	**0.0000**	**50.8406**	**50.8406**	**0.0164**	**0.0000**	**51.2516**

10.0 Stationary Equipment

Fire Pumps and Emergency Generators

Equipment Type	Number	Hours/Day	Hours/Year	Horse Power	Load Factor	Fuel Type

Boilers

Equipment Type	Number	Heat Input/Day	Heat Input/Year	Boiler Rating	Fuel Type

User Defined Equipment

Equipment Type	Number

11.0 Vegetation

This page intentionally left blank

APPENDIX 4.4:

EMFAC2017

EMFAC2017 (v1.0.2) Emissions Inventory
Region Type: County
Region: ORANGE
Calendar Year: 2021
Season: Annual
Vehicle Classification: EMFAC2007 Categories
Units: miles/day for VMT, trips/day for Trips, tons/day for Emissions, 1000 gallons/day for Fuel Consumption. Note 'day' in the unit is operation day.

Region	CalYr	VehClass	MdlYr	Speed	Fuel	Population	VMT	Fuel_Consumption	Fuel_Consumption	Total Fuel	VMT	Total VMT	Miles per Gallon	Vehicle Class
ORANGE	2021	HHDT	Aggregated	Aggregated	GAS	9.817535344	1000.457735	0.234511054	234.5110538	202998.2152	1000.457735	1259613.5	6.21	HHDT
ORANGE	2021	HHDT	Aggregated	Aggregated	DSL	10769.38522	1223413.181	186.9378692	186937.8692		1223413.181			
ORANGE	2021	HHDT	Aggregated	Aggregated	NG	864.7854825	35199.86136	15.825835	15825.835		35199.86136			
ORANGE	2021	LDA	Aggregated	Aggregated	GAS	1272194.252	49395344.62	1598.252893	1598252.893	1608097.773	49395344.62	50842925.48	31.62	LDA
ORANGE	2021	LDA	Aggregated	Aggregated	DSL	11968.50216	478206.5743	9.844879983	9844.879983		478206.5743			
ORANGE	2021	LDA	Aggregated	Aggregated	ELEC	24402.3541	969374.2917	0	0		969374.2917			
ORANGE	2021	LDT1	Aggregated	Aggregated	GAS	138088.6679	5154285.362	193.6872161	193687.2161	193729.9205	5154285.362	5185184.938	26.77	LDT1
ORANGE	2021	LDT1	Aggregated	Aggregated	DSL	52.53006429	1053.207272	0.042704415	42.70441488		1053.207272			
ORANGE	2021	LDT1	Aggregated	Aggregated	ELEC	736.4099521	29846.36824	0	0		29846.36824			
ORANGE	2021	LDT2	Aggregated	Aggregated	GAS	451361.7314	16989288.78	697.086435	697086.435	700420.407	16989288.78	17219505.05	24.58	LDT2
ORANGE	2021	LDT2	Aggregated	Aggregated	DSL	2682.916665	117528.5037	3.333972	3333.972		117528.5037			
ORANGE	2021	LDT2	Aggregated	Aggregated	ELEC	3387.284773	112687.7678	0	0		112687.7678			
ORANGE	2021	LHDT1	Aggregated	Aggregated	GAS	36469.93186	1349254.713	127.7637745	127763.7745	172059.0136	1349254.713	2293068.782	13.33	LHDT1
ORANGE	2021	LHDT1	Aggregated	Aggregated	DSL	22847.66428	943814.0687	44.29523914	44295.23914		943814.0687			
ORANGE	2021	LHDT2	Aggregated	Aggregated	GAS	6432.280162	228273.1716	24.87376132	24873.76132	43605.9843	228273.1716	588360.6777	13.49	LHDT2
ORANGE	2021	LHDT2	Aggregated	Aggregated	DSL	8869.193114	360087.5062	18.73222298	18732.22298		360087.5062			
ORANGE	2021	MCY	Aggregated	Aggregated	GAS	57618.81526	414997.9139	11.16260839	11162.60839	11162.60839	414997.9139	414997.9139	37.18	MCY
ORANGE	2021	MDV	Aggregated	Aggregated	GAS	313061.5155	11280043.77	570.838295	570838.295	580878.7289	11280043.77	11596769.05	19.96	MDV
ORANGE	2021	MDV	Aggregated	Aggregated	DSL	6526.199201	268374.8474	10.04043389	10040.43389		268374.8474			
ORANGE	2021	MDV	Aggregated	Aggregated	ELEC	1390.884605	48350.43346	0	0		48350.43346			
ORANGE	2021	MH	Aggregated	Aggregated	GAS	6951.392672	65646.83572	12.77547607	12775.47607	15527.60032	65646.83572	94187.84905	6.07	MH
ORANGE	2021	MH	Aggregated	Aggregated	DSL	2962.130067	28541.01333	2.752124257	2752.124257		28541.01333			
ORANGE	2021	MHDT	Aggregated	Aggregated	GAS	7541.153449	404522.6567	79.97840237	79978.40237	252941.4198	404522.6567	2224807.133	8.80	MHDT
ORANGE	2021	MHDT	Aggregated	Aggregated	DSL	28151.45987	1820284.477	172.9630175	172963.0175		1820284.477			
ORANGE	2021	OBUS	Aggregated	Aggregated	GAS	1004.319594	44567.4328	8.791910485	8791.910485	14379.47907	44567.4328	91201.87465	6.34	OBUS
ORANGE	2021	OBUS	Aggregated	Aggregated	DSL	626.2060636	46634.44185	5.587568583	5587.568583		46634.44185			
ORANGE	2021	SBUS	Aggregated	Aggregated	GAS	502.9339776	21212.30254	2.332297057	2332.297057	7855.047048	21212.30254	62076.96312	7.90	SBUS
ORANGE	2021	SBUS	Aggregated	Aggregated	DSL	1306.944821	40864.66059	5.52274999	5522.74999		40864.66059			
ORANGE	2021	UBUS	Aggregated	Aggregated	GAS	211.0170233	19935.56685	5.41802309	5418.02309	27094.02306	19935.56685	105939.2204	3.91	UBUS
ORANGE	2021	UBUS	Aggregated	Aggregated	DSL	0	0	0	0		0			
ORANGE	2021	UBUS	Aggregated	Aggregated	NG	742.5582597	86003.65359	21.67599997	21675.99997		86003.65359			

This page intentionally left blank