

Appendix I

Public Services Correspondence Letters

Sabrina Alonso

From: Carver, James <JCarver@elsegundo.org>
Sent: Wednesday, July 1, 2020 5:33 PM
To: Sabrina Alonso; Donovan, Chris
Cc: Kristin Starbird; Samaras, Paul
Subject: RE: Public Services Letters- PCC Specific Plan Project

Sabrina:

My apologies for the delay in getting the information to you, I wanted to confirm the data before sending it out, I offer the following:

1. Provide a list of all Fire Department stations that may serve the Project site, and a summary of existing staffing and equipment at each station.

Fire Station #1, 314 Main Street

- 1 Battalion Chief
- 1 – 3 person Engine Company
- 1 – 2 person Paramedic Rescue

Fire Station #2, 2261 E. Mariposa Ave.

- 1 – 3 person Engine Company
- 1 – 3 person Truck Company
- 1 – 2 person Paramedic Rescue

2. Are there established performance standards/objectives for maintaining acceptable service ratios or response times? Yes

- a. If so, please provide established performance standards/objectives.

We have a Policy 306, Response Time Standards which includes:

- a. One minute or less for dispatch processing time.
- b. One minute or less for turnout time for Emergency Medical Services (EMS) incidents.
- c. One minute 20 seconds or less for turnout time for non-EMS incidents.
- d. Four minutes or less for the arrival of the first engine company at a fire suppression incident.
- e. Eight minutes or less for the arrival of a full first-alarm assignment at a fire suppression incident.
- f. Four minutes or less for the arrival of a unit with first responder or higher level capability at an EMS incident.
- g. Eight minutes or less for the arrival of an advanced life support (ALS) unit at an EMS incident when this service is provided by the Department.

- b. Are these established performance standards/objectives being achieved? Yes

- c. Please provide data on current response times/service ratios, if available.

We believe we are striving to meet the performance objective. Our average total response time in 2019 was 5 minutes.

3. Are existing fire protection facilities sufficient to provide service to the proposed Project? Yes
If not, please see Question #4.

4. Would development of the proposed Project result in the need for new facilities and/or physically altered facilities in order to maintain acceptable service ratios, response times, or other performance objectives of the El Segundo Fire Department? No.

a. If new facilities are required, please describe what facilities

Please let me know if you need any additional information.

Please keep practicing social distancing and frequent hand washing to stop the spread of COVID-19.

Thanks,

James Carver, Fire Marshal
El Segundo Fire Department
314 Main Street
El Segundo, CA 90245
O: (310) 524-2239 | F: (310) 414-0929 | M: (424) 367-9351

PACIFIC COAST COMMONS SPECIFIC PLAN PROJECT
PUBLIC SERVICES QUESTIONS

EL SEGUNDO POLICE DEPARTMENT

Project Location: The proposed Project site is bound by Palm Avenue on the north, PCH on the east, Holly Avenue on the south, and Indiana Street on the west. Mariposa Avenue bisects the portions of the Project site. Access to the Project site is currently provided by PCH on the east and Indiana Street to the west. See the attached Figure 2-1, Project Location, for the limits of the Project site boundaries.

Project Overview: The Project would redevelop the existing surface parking lots of the Fairfield Inn & Suites and Aloft Hotel properties, as well as the old Hacienda Restaurant, through the adoption of a Specific Plan that allows for the development of 263 new housing units and approximately 11,100 square feet of commercial/retail uses, while maintaining the existing hotels and associated 596 rooms. The Project is projected to generate a resident population of approximately 627 individuals (i.e. 263 residential units at 2.385 persons/unit).

1. Provide a list of all Police Department stations that may serve the Project site, and a summary of existing staffing and community services at each station. **El Segundo currently has one police station located at 348 Main Street staffed by 56 sworn officers (we are budgeted for 62 sworn) and 22 full time civilian staff. We also budget for 15 cadets (part-time spots).**
2. Are there established performance standards/objectives for maintaining acceptable service ratios (officer-to-resident ratio) or response times?
 - a. If so, please provide established performance standards/objectives. **ESPD staffs at least 1 sergeant plus 4 patrol officers during dayshift but will go down to a minimum number of 3 officers depending on staffing situations. These numbers slightly increase during evening shifts. Additionally, we deploy at least 1 motorcycle officer during dayshift to address traffic concerns.**
 - b. Are these established performance standards/objectives being achieved? Please provide data on current response times/service ratios, if available. **Our current established performance standards are being achieved. Our current response times for Priority 1 calls are between 2.16 minutes and 4.25 minutes. Priority 2 calls are between 5.15 minutes and 10.08 minutes. (Chart below to explain)**

RESPONSE FROM	REPORTING DISTRICT	PRIORITY 1	PRIORITY 2
POLICE STATION	315 (2.6 MILES)	3.23 MINS	8.46 MINS
POLICE STATION	318 (3.2 MILES)	3.51 MINS	9.28 MINS
POLICE STATION	112 (0.5 MILES)	2.16 MINS	5.15 MINS
POLICE STATION	204 (3.5 MILES)	4.25 MINS	10.08 MINS

3. Are existing police station facilities sufficient to provide service to the proposed Project? If not, please see Question #4. **Yes.**
4. Would development of the proposed Project result in the need for new facilities and/or physically altered facilities in order to maintain acceptable service ratios, response times, or other performance objectives of the El Segundo Police Department? **No.**
 - a. If new facilities are required, please describe what facilities are required and whether such facilities are already planned and/or approved.



SOURCE: Esri and Digital Globe 2019; Open Street Map 2019

FIGURE 2-1

Project Location

Pacific Coast Commons Specific Plan EIR Project

Sabrina Alonso

From: Dylan Farris <dfarris@esUSD.net>
Sent: Monday, July 13, 2020 3:51 PM
To: Sabrina Alonso
Subject: Re: Pacific Coast Commons project request for information

1. Provide a list of the El Segundo Unified School District (ESUSD) student generation factors (such as the OPSCs standard rate from their form SAB 50-01 below) that can be used to estimate the potential increase in enrollment that would be associated with the Project? If so, please provide.

School Levels	Single Family Detached Units	Multi-Family Attached Units
Elementary School	0.2447	0.1338
Middle School	0.1220	0.0752
High School	0.1630	0.1063
Total	0.5297	0.3153

2. What schools are within the district's service boundaries for the proposed Project site? What is the 2019 student enrollment as well as the student enrollment capacity for each of the schools? [Note: the enrollment capacity numbers are estimates. The available space is actually more than what is indicated by these numbers, as a portion of enrollment is from students from outside the District filling open space that would otherwise be available to residents.](#)

Eagle's Nest Preschool – [100 / 100](#)
Center Street Elementary School – [776 / 800](#)
El Segundo Middle School – [864/1000](#)
El Segundo High School - [1214 / 1400](#)
Arena Continuation High School [36 / 70](#)

3. Are there established performance standards/objectives for maintaining acceptable service ratios (e.g. student-to-teacher ratios)? [There are no formal performance standards tied to ratios.](#)

a. If so, please provide established performance standards/objectives.

b. Are these established performance standards/objectives being achieved? Please provide data on current service ratios, if available.

[K-3 24:1](#)
[4-5 32:1](#)
[6-12 36:1](#)

4. Are existing schools sufficient to provide support to the proposed Project? If not, please see Question #5.
[Yes](#)

5. Would development of the proposed Project result in the need for new facilities and/or physically altered facilities in order to maintain acceptable performance objectives? [No](#)

a. If new facilities are required, please describe what facilities are required and whether such facilities are already planned and/or approved.

Best,

Dylan Farris, Ed.D.

Executive Director of Human Resources and Facilities

office: (310) 615-2650 ext. 1510 / e-mail: dfarris@esUSD.k12.ca.us

El Segundo Unified School District / 641 Sheldon St., El Segundo, CA 90245

www.elsegundousd.net

ESUSD is dedicated to providing students and the community with an optimum learning environment that prepares educated, productive, compassionate citizens to meet the challenges of a global society in the 21st century.

Recreation & Parks Department
Response to Pacific Coast Commons Specific Plan Project

1. Provide a list of all local/regional parks that may serve the Project site, and a summary of existing facilities (e.g. sports court, pool, picnic areas, community rooms) at each park.

Facility listing attached. Source: www.elsegundorecparks.org

2. Are there established performance standards/objectives for maintaining acceptable service ratios (e.g. park acreage per resident)?

a. If so, please provide established performance standards/objectives.

The State of CA Parks Department typically uses a 3.00 acres per 1,000 residents as the standard of park space within communities.

b. Are these established performance standards/objectives being achieved? Please provide data, if available.

Using the "Community Fact Finder" tool on the CA State Parks website, the project location data is attached in a report, but appears to be within the above standard, at about 3.5 acres of park space per 1,000 residents.

3. Are existing park/recreation facilities sufficient to provide service to the proposed Project? If not, please see Question #4.

Yes. The closest park to the project location is Washington Park. Fortunately, Washington Park contains a playground which was just renovated by the City in March 2020.

4. Would development of the proposed Project result in the need for new park/recreation facilities and/or physically altered facilities in order to maintain performance objectives of the El Segundo Recreation and Parks Department?

a. If new facilities are required, please describe what facilities

No new facilities would be required. However, some updates to the benches, picnic tables, trash cans and other park fixtures would be welcomed, as well as funds to make improvements to the existing walking paths.



Parks & Facilities Directory



2 mi

City of El Segundo, County of Los Angeles, Esri, HERE, Garmin, SafeGraph, METI/NASA, USGS, Bureau of Land Ma... Powered by [Esri](#)
Total 26 locations found.

Acacia Park

**ADDRESS:**

600 Block of W.
Acacia Ave.
El Segundo, CA 90245

AMENITIES:

- Grass Play Area
- Park
- Picnic Tables
- Pool
- Restrooms
- Water Fountain

Campus El Segundo**ADDRESS:**

2201 E. Mariposa Ave.
El Segundo, CA 90245

PHONE:

(310) 524-2700

CAPACITY:

100 +

AMENITIES:

- Athletic Field
- Available to Rent
- Restrooms
- Smoke-free
- Soccer Fields
- Water Fountain

Candy Cane Park**ADDRESS:**

100 Block of Whiting
St.
El Segundo, CA 90245

AMENITIES:

- Grass Play Area
- Kid-friendly
- Park
- Playground

Checkout Building

**ADDRESS:**

401 Sheldon Street
El Segundo, CA 90245

PHONE:

(310) 524-2700

CAPACITY:

N/A

AMENITIES:

- Facility
- Restrooms
- Water Fountain

City of El Segundo Wiseburn Unified School District Aquatics Center

**ADDRESS:**

2240 E. Grand Ave.
El Segundo, CA 90245

PHONE:

(310) 524-2738

CAPACITY:

100 +

AMENITIES:

- Accessible
- Available to Rent
- Facility
- Parking
- Pool
- Restroom with Showers
- Restrooms
- Water Fountain

Clutter's Park

**ADDRESS:**

E. Imperial Ave &
Sheldon St.
El Segundo, CA 90245

AMENITIES:

- Park
- Picnic Tables

Constitution Park

**ADDRESS:**

Washington St.
between Sycamore St.
& Maple Ave.
El Segundo, CA 90245

AMENITIES:

- Grass Play Area
- Park

El Segundo Dog Park**ADDRESS:**

E. Imperial Ave.
between Sheldon St. &
McCarthy Court
El Segundo, CA 90245

AMENITIES:

- Dog Friendly
- Dog Water Fountain
- Park
- Smoke-free
- Water Fountain

Freedom Park**ADDRESS:**

Illinois St. between
Mariposa Ave. & Holly
Ave.
El Segundo, CA 90245

AMENITIES:

- Grass Play Area
- Park
- Pet-friendly

George Brett Field

**ADDRESS:**

Located in northeast
corner of Recreation
Park.
El Segundo, CA 90245

AMENITIES:

- Athletic Field
- Available to Rent
- Ball field
- Restrooms
- Smoke-free

George E. Gordon Clubhouse**ADDRESS:**

300 E. Pine Ave.
El Segundo, CA 90245

PHONE:

(310) 524-2362

CAPACITY:

50 - 100

AMENITIES:

- Air Conditioning
- Available to Rent
- Facility
- Restrooms
- Smoke-free
- Water Fountain

Hilltop Park**ADDRESS:**

Corner of Maryland
St. & Grand Ave.
El Segundo, CA 90245

AMENITIES:

- Available to Rent
- BBQ Grill
- Park
- Picnic Tables
- Playground
- Pool
- Restrooms
- Water Fountain

Holly Valley Park

**ADDRESS:**

Corner of W. Holly
Ave & Valley St.
El Segundo, CA 90245

AMENITIES:

- Park
- Picnic Tables
- Playground

Imperial Strip & Memory Tree Row**ADDRESS:**

Imperial Ave. between
Hillcrest Ave. &
Center St.
El Segundo, CA 90245

AMENITIES:

- Grass Play Area
- Park
- Pet-friendly

Independence Park**ADDRESS:**

Washington St.
between walnut Ave.
& Sycamore Ave.
El Segundo, CA 90245

AMENITIES:

- Park

Joslyn Center

**ADDRESS:**

339 Sheldon Street
El Segundo, CA 90245

PHONE:

(310) 524-2705

CAPACITY:

N/A

AMENITIES:

- Accessible
- Air Conditioning
- Facility
- Parking
- Pool Table
- Restrooms
- TV / Movie Room
- Water Fountain

Kansas Park**ADDRESS:**

Corner of Kansas St. &
Holly Ave.
El Segundo, CA 90245

AMENITIES:

- Grass Play Area
- Park
- Picnic Tables
- Playground

Library Park**ADDRESS:**

600 Block Main Street
El Segundo, CA 90245

AMENITIES:

- Gazebo
- Grass Play Area
- Park
- Water Fountain


Recreation Park

**ADDRESS:**

401 Sheldon Street
El Segundo, CA 90245

AMENITIES:

- Accessible
- Bag-O Courts
- Ball field
- Basketball Court
- BBQ Grill
- Dog Water Fountain
- Fire Pit
- Grass Play Area
- Horseshoes
- Park
- Parking
- Pickleball
- Picnic Tables
- Ping Pong Table
- Playground
- Pool
- Restrooms
- Shuffle Board
- Smoke-free
- Tennis Courts
- Volleyball
- Water Fountain

Recreation Park Softball Field**ADDRESS:**

Holly Ave. &
Euclyptus Dr.
El Segundo, CA 90245

AMENITIES:

- Athletic Field
- Available to Rent
- Ball field
- Restrooms
- Water Fountain



Parks & Facilities Directory



4 mi


County of Los Angeles, Esri, HERE, Garmin, SafeGraph, METI/NASA, USGS, Bureau of Land Management, EPA, NP... Powered by [Esri](#)

Total 26 locations found.

Richmond Steet Field



Stevenson Field



ADDRESS:

Holly Ave. &
Euclyptus Dr.
El Segundo, CA 90245

AMENITIES:

- Athletic Field
- Available to Rent
- Ball field
- Restrooms

Sycamore Park



ADDRESS:

Corner of Sycamore
Ave. & California St.
El Segundo, CA 90245

AMENITIES:

- BBQ Grill
- Grass Play Area
- Park
- Picnic Tables
- Playground
- Water Fountain

Teen Center & Skate Park

**ADDRESS:**

405 Grand Ave.
El Segundo, CA 90245

PHONE:

(310) 524-2718

CAPACITY:

100 +

AMENITIES:

- Accessible
- Available to Rent
- Basketball Court
- Facility
- Fitness Center
- Kid-friendly
- Parking
- Pool Table
- Restrooms
- Skate Park
- Smoke-free
- TV / Movie Room
- Water Fountain

Urho Saari Swim Stadium - "The Plunge"

**ADDRESS:**

219 W. Mariposa
El Segundo, CA 90245

PHONE:

(310) 524-2738

CAPACITY:

50 - 100

AMENITIES:

- Available to Rent
- Facility
- Pool
- Restroom with Showers
- Restrooms
- Smoke-free
- Water Fountain

Washington Park



ADDRESS:
Washington St.
between Maple Ave. &
Mariposa Ave.
El Segundo, CA 90245

AMENITIES:

- Grass Play Area
- Park
- Picnic Tables
- Playground

California State Parks Community FactFinder Report

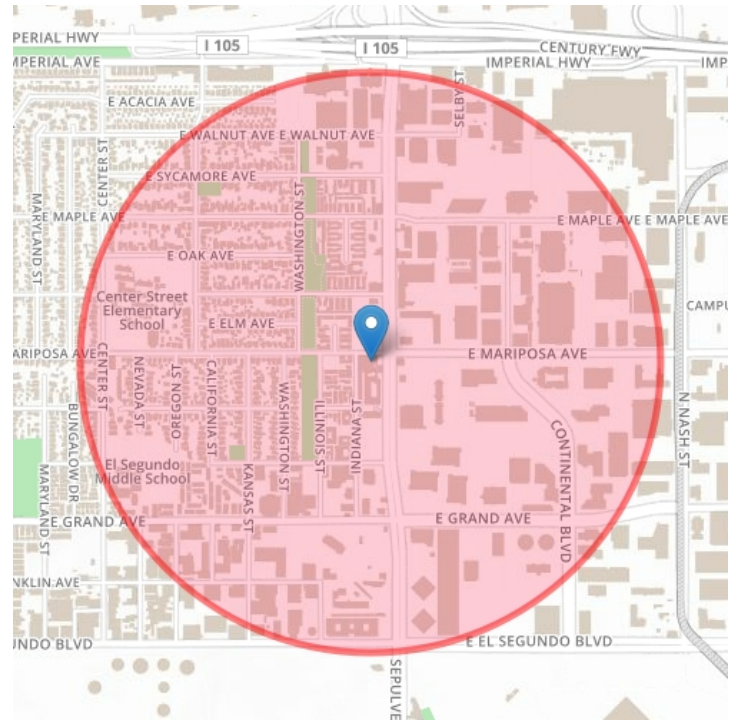
Project ID: 10212
Coordinates: 33.9234, -118.3968
Date: 04/29/2020

This is your project report for the site you have defined. Please refer to your **Project ID** above in any future communications about the project.

PROJECT AREA STATISTICS

County:	Los Angeles
City:	El Segundo
Total Population:	2,861
Youth Population:	775
Senior Population:	279
Households Without Access to a Car:	48
Number of People in Poverty:	206
Median Household Income:	\$103,890
Per Capita Income:	\$45,878
Park Acres:	10.06
Park Acres per 1,000 Residents:	3.51

PROJECT AREA MAP



REPORT BACKGROUND

The project statistics have been calculated based on half mile radius around the point location selected. Only park acres within the project area's half mile radius are reported. Population and people in poverty are calculated by determining the percent of any census block-groups that intersect with the project area. The project area is then assigned the sum of all the census block-group portions. An equal distribution in census block-groups is assumed. Rural areas are calculated at a census block level to improve results.

Median household and per capita income are calculated as a weighted average of the census block- group values that fall within the project area.

More information on the calculations is available on [the methods page »](#)

Demographics—American Community Survey (ACS) 5-year estimates 2012-2016; Decennial 2010 Census; the margin of error (MOE) was not analyzed.

Parks—California Protected Areas Database 2017a CFF adjusted (5/2018) - more information at <http://www.CALands.org>. Parks and park acres area based on best available source information but may not always contain exact boundaries or all parks in specific locations. Parks are defined further in the 2015 SCORP (pg. 4).

Users can send updated information on parks to SCORP@parks.ca.gov



SCORP Community FactFinder is a service of the
California Department of Parks and Recreation
www.parks.ca.gov

SCORP Community FactFinder created by
[GreenInfo Network](http://www.greeninfo.org) www.greeninfo.org
in consultation with CA Dept. of Parks and Rec



El Segundo Public Library Public Services Questions – Pacific Coast Commons Project

4/2020

1. Are there established performance standards/objectives for maintaining acceptable service ratios?

The American Library Association no longer sets prescriptive standards for libraries in the United States as communities have different needs. The El Segundo Public Library does utilize benchmark comparisons, however, to help evaluate performance and identify growth opportunities. FY 2018-2019 data below based on El Segundo's population of 16,784 indicates that the El Segundo Public Library meets or exceeds most benchmarks compared to the LA County Library system and California public libraries median. (Data from California Public Library Statistics - <https://www.library.ca.gov/services/to-libraries/statistics/>).

Benchmark Input Measures	El Segundo Public Library	LA County Library	California Median
Square Feet per Capita	2.354 (40,173 sq. ft)	.3306	.4549
Seats per 1K	6.3	2.13	Not available
PCs per 1K	3.69	.5301	.6285
Items per Capita	9.079 (152,390 items)	1.65	2.82

Benchmark Output Measures (per Capita)	El Segundo Public Library	LA County Library	California Median
Annual Circulation	9.57 (163,330 total)	4.47	4.63
Annual Gate Count	13.23 (225,821)	2.88	3.39
Annual Program Attendance	.4173 (7122)	.1538	.2701
Annual Public Computer Use (per 1000)	665.42 (11,356 sessions)	436.76	478.64
% of Population Registered	97.73% (16,679)	73.88%	58.32%

2. Are existing library facilities sufficient to provide service to the proposed Project? If not, please see Question #3.

El Segundo Public Library's physical facilities are sufficient to provide services to the proposed Project, but the digital library needs to be enhanced. Note FY 2018-2019 data below.

Benchmark Output	El Segundo Public Library	LA County Library	California Median
Circulation of Electronic Materials	11,123	2,345,072	29,550

3. Would development of the proposed Project result in the need for new library facilities and/or physically altered facilities in order to maintain performance objectives of the El Segundo Public Library? Yes

- a. If new facilities are required, please describe what facilities are required and whether such facilities are already planned and/or approved.

The El Segundo Public Library's digital library needs to be enhanced to meet the needs of an expansion of residents, businesses, and visitors using the resources. Additional financial support would be used to grow electronic access to eBooks and audio books, movies and music, and educational databases via the library's portal (elsegundolibrary.org).