Goodman Logistics Center Fullerton

GREENHOUSE GAS ANALYSIS

CITY OF FULLERTON

PREPARED BY:

Haseeb Qureshi
hqureshi@urbanxroads.com
(949) 336-5987

Alyssa Tamase
atamase@urbanxroads.com
(949)336-5988

JULY 28, 2020

TABLE OF CONTENTS

TABLE OF CONTENTS ..... **I**
APPENDICES II
LIST OF EXHIBITS ..... **II**
LIST OF TABLES ..... **II**
LIST OF ABBREVIATED TERMS ..... **III**
EXECUTIVE SUMMARY **1**

ES.1 Summary of Findings 1
ES.2 Project Requirements 1
ES.3 City of Fullerton Climate Action Plan (CAP) 2

1 INTRODUCTION **4**

1.1 Site Location 4
1.2 Project Description 4

2 CLIMATE CHANGE SETTING **10**

2.1 Introduction to Global Climate Change 10
2.2 Global Climate Change Defined 10
2.3 GHGs 10
2.4 Global Warming Potential 17
2.5 GHG Emissions Inventories 17
2.6 Effects of Climate Change in California 18
2.7 Regulatory Setting 20
2.8 City of Fullerton 43

3 PROJECT GHG IMPACT **45**

3.1 Introduction 45
3.2 Standards of Significance 45
3.3 Models Employed To Analyze GHGs 45
3.4 Life-Cycle Analysis Not Required 46
3.5 Construction Emissions 46
3.6 Operational Emissions 49
3.7 Emissions Summary 54
3.8 GHG Emissions Findings and Recommendations 55

4 REFERENCES **70**
5 CERTIFICATIONS **74**

APPENDICES

APPENDIX 3.1: CALEEMOD PROJECT ANNUAL CONSTRUCTION EMISSIONS MODEL OUTPUTS
APPENDIX 3.2: CALEEMOD PROJECT ANNUAL OPERATIONAL (PASSENGER CARS) EMISSIONS MODEL OUTPUTS
APPENDIX 3.3: CALEEMOD PROJECT ANNUAL OPERATIONAL (TRUCKS) EMISSIONS MODEL OUTPUTS
APPENDIX 3.4: CALEEMOD EXISTING ANNUAL OPERATIONAL (PASSENGER CARS) EMISSIONS MODEL OUTPUTS
APPENDIX 3.5: CALEEMOD EXISTING ANNUAL OPERATIONAL (TRUCKS) EMISSIONS MODEL OUTPUTS
APPENDIX 3.6: EMFAC 2017 OUTPUTS

LIST OF EXHIBITS

EXHIBIT 1-A: LOCATION MAP 6
EXHIBIT 1-B: SITE PLAN 7
EXHIBIT 1-C: OPTIONAL SITE PLAN 8
EXHIBIT 2-A: SUMMARY OF PROJECTED GLOBAL WARMING IMPACT, 2070-2099 (AS COMPARED WITH 1961-1990) 16

LIST OF TABLES

TABLE ES-1: SUMMARY OF CEQA SIGNIFICANCE FINDINGS 1
TABLE 2-1: GHGS 11
TABLE 2-2: GWP AND ATMOSPHERIC LIFETIME OF SELECT GHGS 17
TABLE 2-3: TOP GHG PRODUCING COUNTRIES AND THE EUROPEAN UNION 18
TABLE 3-1: CONSTRUCTION DURATION 47
TABLE 3-2: CONSTRUCTION EQUIPMENT ASSUMPTIONS 48
TABLE 3-3: AMORTIZED ANNUAL CONSTRUCTION EMISSIONS 49
TABLE 3-4: AREA SOURCE EMISSIONS 50
TABLE 3-5: ENERGY SOURCE EMISSIONS 50
TABLE 3-6: PASSENGER CAR FLEET MIX 51
TABLE 3-7: TRUCK FLEET MIX 52
TABLE 3-8: MOBILE SOURCE EMISSIONS 52
TABLE 3-9: ON-SITE CARGO HANDLING EQUPMENT SOURCE EMISSIONS 53
TABLE 3-10: WATER SOURCE EMISSIONS 53
TABLE 3-11: SOLD WASTE SOURCE EMISSIONS 54
TABLE 3-12: EXISTING GHG EMISSIONS 54
TABLE 3-13: PROJECT GHG EMISSIONS 55
TABLE 3-14: PROJECT CONSISTENCY WITH THE CITY OF FULLERTON CAP 57
TABLE 3-15: 2017 SCOPING PLAN CONSISTENCY SUMMARY 63

LIST OF ABBREVIATED TERMS

%	Percent
°C	Degrees Celsius
°F	Degrees Fahrenheit
(1)	Reference
2017 Scoping Plan	Final 2017 Scoping Plan Update
AB	Assembly Bill
AB 32	Global Warming Solutions Act of 2006
AB 1493	Pavley Fuel Efficiency Standards
AB 1881	California Water Conservation Landscaping Act of 2006
Annex I	Industrialized Nations
APA	Administrative Procedure Act
AQIA	*Goodman Logistics Center Air Quality Impact Analysis*
BAU	Business As Usual
BNSF	Burlington National Santa Fe
C_2F_6	Hexafluoroethane
C_2H_6	Ethane
$C_2H_2F_4$	Tetrafluroethane
$C_2H_4F_2$	Ethylidene Fluoride
CAA	Federal Clean Air Act
CalEEMod	California Emissions Estimator Model
CalEPA	California Environmental Protection Agency
CAL FIRE	California Department of Forestry and Fire Protection
CALGAPS	California LBNL GHG Analysis of Policies Spreadsheet
CALGreen	California Green Building Standards Code
CalSTA	California State Transportation Agency
Caltrans	California Department of Transportation
CAP	Climate Action Plan
CAPCOA	California Air Pollution Control Officers Association
CARB	California Air Resource Board
CBSC	California Building Standards Commission
CEC	California Energy Commission
CCR	California Code of Regulations
CEQA	California Environmental Quality Act
CEQA Guidelines	*2019 CEQA Statute and Guidelines*
CDFA	California Department of Food and Agriculture
CF_4	Tetrafluoromethane

CFC	Chlorofluorocarbons
CFC-113	Trichlorotrifluoroethane
CH_4	Methane
City	City of Fullerton
CNRA	California Natural Resources Agency
CNRA 2009	*2009 California Climate Adaptation Strategy*
CO_2	Carbon Dioxide
CO_2e	Carbon Dioxide Equivalent
Convention	United Nation's Framework Convention on Climate Change
COP	Conference of the Parties
CPUC	California Public Utilities Commission
CTC	California Transportation Commission
DOF	Department of Finance
DWR	Department of Water Resources
EMFAC	Emission Factor Model
EPA	Environmental Protection Agency
EV	Electric Vehicle
FED	Functional Equivalent Document
GCC	Global Climate Change
Gg	Gigagram
GHGA	Greenhouse Gas Analysis
GO-Biz	Governor's Office of Business and Economic Development
gpd	Gallons Per Day
gpm	Gallons Per Minute
GWP	Global Warming Potential
H_2O	Water
HFC	Hydrofluorocarbons
HDT	Heavy-Duty Trucks
HFC-23	Fluoroform
HFC-134a	1,1,1,2-tetrafluoroethane
HFC-152a	1,1-difluoroethane
HHDT	Heavy-Heavy-Duty Trucks
hp	Horsepower
IBANK	California Infrastructure and Economic Development Bank
IPCC	Intergovernmental Panel on Climate Change
IRP	Integrated Resource Planning
ISO	Independent System Operator
ITE	Institute of Transportation Engineers

kWh	Kilowatt Hours
lbs	Pounds
LBNL	Lawrence Berkeley National Laboratory
LCA	Life-Cycle Analysis
LCD	Liquid Crystal Display
LCFS	Low Carbon Fuel Standard or Executive Order S-01-07
LDA	Light-Duty Auto
LDT1/LDT2	Light-Duty Trucks
LEV III	Low-Emission Vehicle
LHDT	Light-Heavy-Duty Trucks
LULUCF	Land-Use, Land-Use Change and Forestry
MD	Medium Duty
MDT	Medium-Duty Trucks
MDV	Medium-Duty Vehicles
MHDT	Medium-Heavy-Duty Tucks
MMR	Mandatory Reporting Rule
$MMTCO_2e$	Million Metric Ton of Carbon Dioxide Equivalent
mpg	Miles Per Gallon
MPOs	Metropolitan Planning Organizations
$MMTCO_2e/yr$	Million Metric Ton of Carbon Dioxide Equivalent Per Year
MT/yr	Metric Tons Per Year
$MTCO_2e$	Metric Ton of Carbon Dioxide Equivalent
$MTCO_2e/yr$	Metric Ton of Carbon Dioxide Equivalent Per Year
MW	Megawatts
MWh	Megawatts Per Hour
MWELO	California Department of Water Resources' Model Water Efficient
N_2O	Nitrous Oxide
NDC	Nationally Determined Contributions
NF_3	Nitrogen Trifluoride
NHTSA	National Highway Traffic Safety Administration
NIOSH	National Institute for Occupational Safety and Health
NO_X	Nitrogen Oxides
Non-Annex I	Developing Nations
OAL	Office of Administrative Law
OPR	Office of Planning and Research
PFC	Perfluorocarbons
ppb	Parts Per Billion

ppm	Parts Per Million
ppt	Parts Per Trillion
Project	Goodman Logistics Center Fullerton
RPS	Renewable Portfolio Standards
RTP	Regional Transportation Plan
SAFE	Safer Affordable Fuel-Efficient Vehicles Rule
SAR	Second Assessment Report
SB	Senate Bill
SB 32	California Global Warming Solutions Act of 2006
SB 375	Regional GHG Emissions Reduction Targets/Sustainable Communities Strategies
SB 1078	Renewable Portfolio Standards
SB 1368	Statewide Retail Provider Emissions Performance Standards
SCAB	South Coast Air Basin
SCAG	Southern California Association of Governments
SCAQMD	South Coast Air Quality Management District
SCE	Southern California Edison
Scoping Plan	California Air Resources Board Climate Change Scoping Plan
SCS	Sustainable Communities Strategy
sf	Square Feet
SF_6	Sulfur Hexaflouride
SGC	Strategic Growth Council
SHGC	Solar Heat Gain Coefficient
SLPS	Short-Lived Climate Pollutant Strategy
SP	Service Population
SR	State Route
SWCRB	State Water Resources Control Board
TIA	*Goodman Logistics Center Traffic Impact Analysis*
Title 20	Appliance Energy Efficiency Standards
Title 24	California Building Code
U.N.	United Nations
U.S.	United States
UNFCCC	United Nations' Framework Convention on Climate Change
URBEMIS	Urban Emissions
UTR	Utility Tractors
VFP	Vehicle Fueling Positions
VMT	Vehicle Miles Traveled

Water Memorandum	*Goodman Logistics Center Fullerton Water Infrastructure Summary*
WCI	Western Climate Initiative
WRI	World Resources Institute
ZE/NZE	Zero and Near-Zero Emissions
ZEV	Zero-Emissions Vehicles

This page intentionally left blank

EXECUTIVE SUMMARY

ES.1 SUMMARY OF FINDINGS

The results of this *Goodman Logistics Center Fullerton Greenhouse Gas Analysis* (GHGA) is summarized below based on the significance criteria in Section 3 of this report consistent with Appendix G of the *California Environmental Quality Act (CEQA) Guidelines* (*CEQA Guidelines* (1). Table ES-1 shows the findings of significance for potential greenhouse gas (GHG) impacts under CEQA.

TABLE ES-1: SUMMARY OF CEQA SIGNIFICANCE FINDINGS

Analysis	Report Section	Significance Findings	
		Unmitigated	Mitigated
GHG Impact #1: Would the Project generate GHG emissions either directly or indirectly, that may have a significant impact on the environment?	3.8	*Less Than Significant*	*n/a*
GHG Impact #2: Would the Project conflict with an applicable plan, policy or regulation adopted for the purpose of reducing the emissions of GHGs?	3.8	*Less Than Significant*	*n/a*

ES.2 PROJECT REQUIREMENTS

The Project would be required to comply with regulations imposed by the State of California and the South Coast Air Quality Management District (SCAQMD) aimed at the reduction of air pollutant emissions. Those that are directly and indirectly applicable to the Project and that would assist in the reduction of GHG emissions include:

- Global Warming Solutions Act of 2006 (Assembly Bill (AB) 32) (2).
- Regional GHG Emissions Reduction Targets/Sustainable Communities Strategies (Senate Bill (SB) 375) (3).
- Pavley Fuel Efficiency Standards (AB 1493). Establishes fuel efficiency ratings for new vehicles (4).
- California Building Code (Title 24 California Code of Regulations (CCR)). Establishes energy efficiency requirements for new construction (5).
- Appliance Energy Efficiency Standards (Title 20 CCR). Establishes energy efficiency requirements for appliances (6).
- Low Carbon Fuel Standard (LCFS). Requires carbon content of fuel sold in California to be 10 percent (%) less by 2020 (7).
- California Water Conservation in Landscaping Act of 2006 (AB 1881). Requires local agencies to adopt the Department of Water Resources updated Water Efficient Landscape Ordinance or

equivalent by January 1, 2010 to ensure efficient landscapes in new development and reduced water waste in existing landscapes (8).

- Statewide Retail Provider Emissions Performance Standards (SB 1368). Requires energy generators to achieve performance standards for GHG emissions (9).
- Renewable Portfolio Standards (SB 1078 – also referred to as RPS). Requires electric corporations to increase the amount of energy obtained from eligible renewable energy resources to 20% by 2010 and 33% by 2020 (10).
- California Global Warming Solutions Act of 2006 (SB 32). Requires the state to reduce statewide GHG emissions to 40% below 1990 levels by 2030, a reduction target that was first introduced in Executive Order B-30-15 (11).

Promulgated regulations that will affect the Project's emissions are accounted for in the Project's GHG calculations provided in this report. In particular, AB 1493, LCFS, and RPS, and therefore are accounted for in the Project's emission calculations.

ES.3 CITY OF FULLERTON CLIMATE ACTION PLAN (CAP)

In addition to the state and regional standards mentioned above, the Project will be compliant with the goal and objectives set forth in the City of Fullerton's CAP (as shown on *Table 3-13: Project Consistency with the City of Fullerton CAP*, presented later in the report). Therefore, Project consistency with the CAP would result in a less than significant impact with respect to GHG emissions.

This page intentionally left blank

1 INTRODUCTION

This report presents the results of the GHGA prepared by Urban Crossroads, Inc., for the proposed Goodman Logistics Center Fullerton (Project). The purpose of this GHGA is to evaluate Project-related construction and operational emissions and determine the level of GHG impacts as a result of constructing and operating the Project.

1.1 SITE LOCATION

The 65.4-net-acre[1] Project site is located at the northeast corner of the Orangethorpe Avenue and Acacia Avenue intersection (2001 East Orangethorpe Avenue) and is bounded by Acacia Avenue to the west, Kimberly Avenue and Burlington Northern Santa Fe (BNSF) railroad tracks to the north, State College Boulevard to the east, and East Orangethorpe Avenue to the south. The Project site is currently occupied by a Kimberly-Clark manufacturing facility, which includes 1,210,720 square feet (sf) of existing manufacturing and warehouse buildings. Kimberly-Clark's operations and associated use of the site will terminate by June 2020.

The adjacent off-site property at 2301 East Orangethorpe Avenue that may be acquired by the Project Applicant encompasses approximately 0.7 acres. Regional access to the Project site is provided from State Route (SR)-57 and SR-91 located east and south of the Project site, respectively. The proposed Project and neighboring land uses are consistent with the Industrial land use designation and the growth assumptions for the Southeast Industrial Focus Area anticipated in City of Fullerton General Plan. The Project site and off-site property location are shown on Exhibit 1-A.

1.2 PROJECT DESCRIPTION

The Project involves the demolition of all existing structures on the Project site, and the redevelopment of the Project with four buildings totaling 1,561,522 square feet (sf) as shown on Exhibit 1-B. This includes 1,456,522 sf of warehouse space – expected to be used for fulfillment center and cold storage uses – and approximately 105,000 sf of office space (ground floor and mezzanine). The Project Applicant may pursue the acquisition of an off-site property located north of East Orangethorpe Avenue that abuts the southern boundary of the Project site (2301 East Orangethorpe Avenue) as shown on Exhibit 1-C. In the event this property is acquired, the two existing buildings on that property would also be demolished and a maximum of approximately 1,609,384 sf of high cube warehouse space would be provided on the Project site. The larger Project (Optional Site Plan) is the basis for analysis in this report and assumes 804,692 sf of high cube fulfillment center use and 804,692 sf of high-cube cold storage warehouse use (inclusive of office space). The Project is anticipated to be constructed in one phase by the year 2022.

At the time this analysis was prepared, the future tenants of the proposed Project were unknown. Therefore, this analysis includes a conservative assumption of on-site Project-related GHG

[1] The Project site encompasses approximately 74.04 gross acres, which includes an easement for City of Fullerton Water Department facilities, areas to be dedicated for access improvements along the site-adjacent roadways, and public roadway right-of-way.

emission sources, including architectural coatings, consumer products, landscape maintenance equipment, emissions associated with natural gas and electricity, mobile source emissions, loading dock activity and entry gate and truck movements, and on-site cargo handling equipment. This analysis is intended to describe GHG impacts associated with the expected operational activities at the Project site. To present a conservative approach, this report assumes the Project will operate 24-hours daily for seven days per week.

As previously stated, the Kimberly-Clark manufacturing facility includes 1,210,720 sf of existing manufacturing and warehouse buildings. The existing facility includes the operation of a cogeneration turbine which was used as the primary source of energy. This GHG study is intended to evaluate the net change in potential impacts associated with existing Kimberly-Clark manufacturing facility to the proposed Project. As such, this GHG provides operational emissions for both the proposed Project and the existing conditions in order to provide an appropriate comparative analysis.

EXHIBIT 1-A: LOCATION MAP

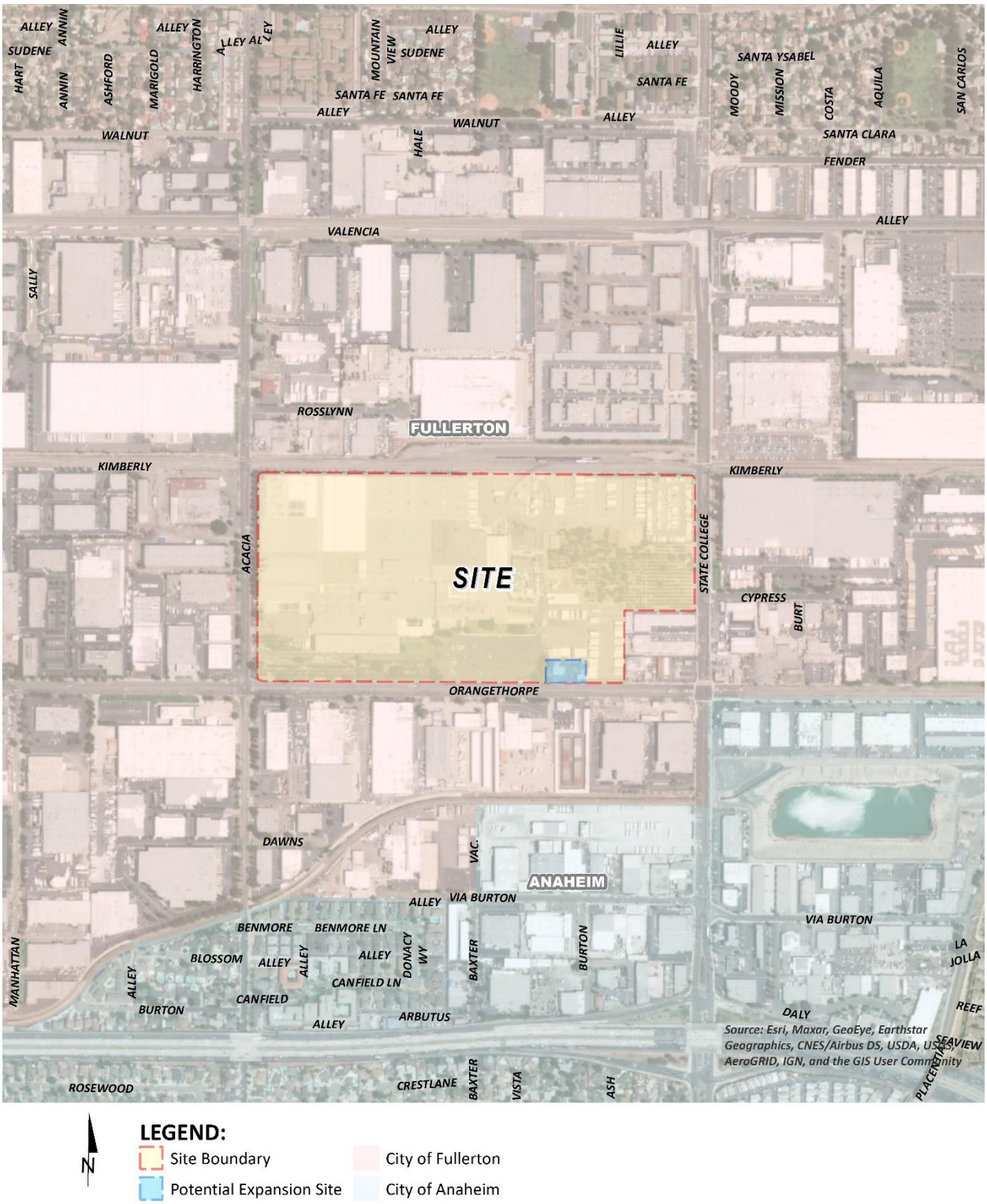

EXHIBIT 1-B: SITE PLAN

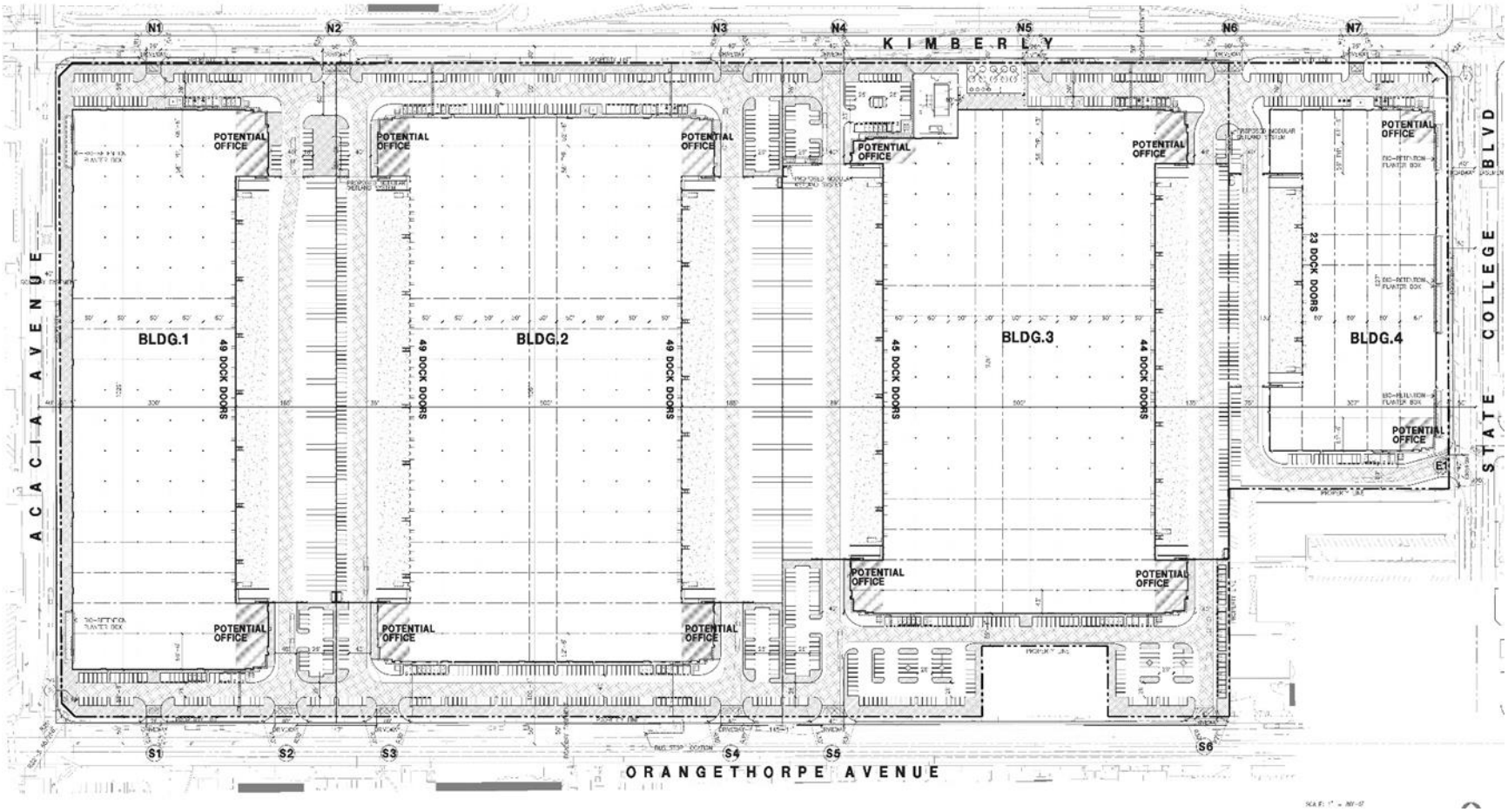

EXHIBIT 1-C: OPTIONAL SITE PLAN

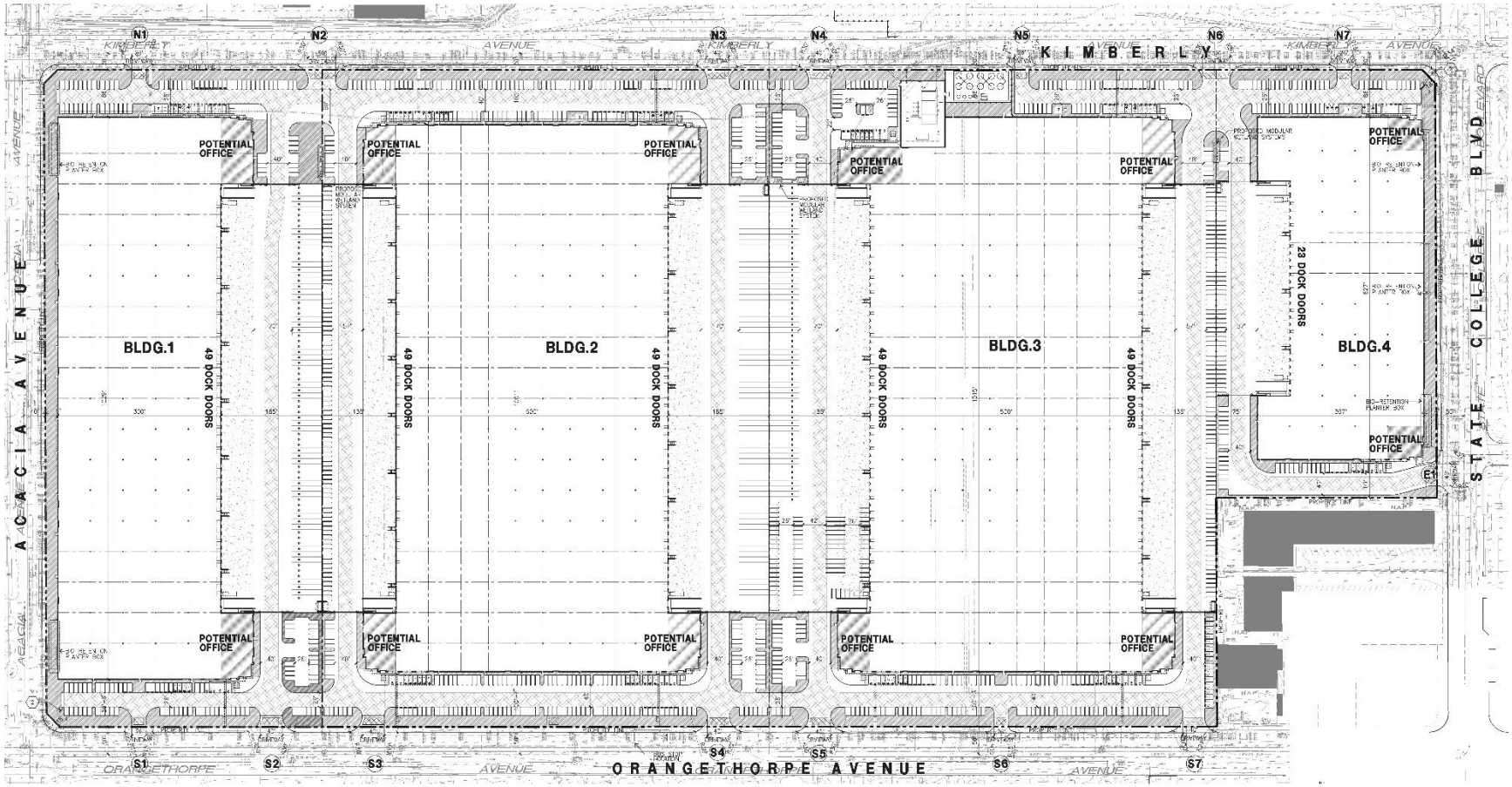

This page intentionally left blank

2 CLIMATE CHANGE SETTING

2.1 INTRODUCTION TO GLOBAL CLIMATE CHANGE

GCC is defined as the change in average meteorological conditions on the earth with respect to temperature, precipitation, and storms. The majority of scientists believe that the climate shift taking place since the Industrial Revolution is occurring at a quicker rate and magnitude than in the past. Scientific evidence suggests that GCC is the result of increased concentrations of GHGs in the earth's atmosphere, including carbon dioxide (CO_2), methane (CH_4), nitrous oxide (N_2O), and fluorinated gases. The majority of scientists believe that this increased rate of climate change is the result of GHGs resulting from human activity and industrialization over the past 200 years.

An individual project like the proposed Project evaluated in this GHGA cannot generate enough GHG emissions to affect a discernible change in global climate. However, the proposed Project may participate in the potential for GCC by its incremental contribution of GHGs combined with the cumulative increase of all other sources of GHGs, which when taken together constitute potential influences on GCC. Because these changes may have serious environmental consequences, Section 3.0 will evaluate the potential for the proposed Project to have a significant effect upon the environment as a result of its potential contribution to the greenhouse effect.

2.2 GLOBAL CLIMATE CHANGE DEFINED

GCC refers to the change in average meteorological conditions on the earth with respect to temperature, wind patterns, precipitation and storms. Global temperatures are regulated by naturally occurring atmospheric gases such as water vapor, CO_2, N_2O, CH_4, hydrofluorocarbons (HFCs), perfluorocarbons (PFCs), and sulfur hexafluoride (SF_6). These particular gases are important due to their residence time (duration they stay) in the atmosphere, which ranges from 10 years to more than 100 years. These gases allow solar radiation into the earth's atmosphere, but prevent radioactive heat from escaping, thus warming the earth's atmosphere. GCC can occur naturally as it has in the past with the previous ice ages.

Gases that trap heat in the atmosphere are often referred to as GHGs. GHGs are released into the atmosphere by both natural and anthropogenic activity. Without the natural GHG effect, the earth's average temperature would be approximately 61 degrees Fahrenheit (°F) cooler than it is currently. The cumulative accumulation of these gases in the earth's atmosphere is considered to be the cause for the observed increase in the earth's temperature.

2.3 GHGS

2.3.1 GHGS AND HEALTH EFFECTS

GHGs trap heat in the atmosphere, creating a GHG effect that results in global warming and climate change. Many gases demonstrate these properties and as discussed in Table 2-1. For the purposes of this analysis, emissions of CO_2, CH_4, and N_2O were evaluated (see Table 3-1 later in this report) because these gases are the primary contributors to GCC from development projects.

Although there are other substances such as fluorinated gases that also contribute to GCC, these fluorinated gases were not evaluated as their sources are not well-defined and do not contain accepted emissions factors or methodology to accurately calculate these gases.

TABLE 2-1: GHGS

GHGs	Description	Sources	Health Effects
Water	Water is the most abundant, important, and variable GHG in the atmosphere. Water vapor is not considered a pollutant; in the atmosphere it maintains a climate necessary for life. Changes in its concentration are primarily considered to be a result of climate feedbacks related to the warming of the atmosphere rather than a direct result of industrialization. A climate feedback is an indirect, or secondary, change, either positive or negative, that occurs within the climate system in response to a forcing mechanism. The feedback loop in which water is involved is critically important to projecting future climate change. As the temperature of the atmosphere rises, more water is evaporated from ground storage (rivers, oceans, reservoirs, soil). Because the air is warmer, the relative humidity can be higher (in essence, the air is able to 'hold' more water when it is warmer), leading to more water vapor in the atmosphere. As a GHG, the higher concentration of water vapor is then able to absorb more thermal indirect energy radiated from the Earth, thus further warming the atmosphere. The warmer atmosphere can then hold more water vapor and so on and so on. This is referred to as a "positive feedback loop." The extent to which this positive feedback loop will continue is	The main source of water vapor is evaporation from the oceans (approximately 85%). Other sources include evaporation from other water bodies, sublimation (change from solid to gas) from sea ice and snow, and transpiration from plant leaves.	There are no known direct health effects related to water vapor at this time. It should be noted however that when some pollutants react with water vapor, the reaction forms a transport mechanism for some of these pollutants to enter the human body through water vapor.

GHGs	Description	Sources	Health Effects
	unknown as there are also dynamics that hold the positive feedback loop in check. As an example, when water vapor increases in the atmosphere, more of it will eventually condense into clouds, which are more able to reflect incoming solar radiation (thus allowing less energy to reach the earth's surface and heat it up) (12).		
CO_2	CO_2 is an odorless and colorless GHG. Since the industrial revolution began in the mid-1700s, the sort of human activity that increases GHG emissions has increased dramatically in scale and distribution. Data from the past 50 years suggests a corollary increase in levels and concentrations. As an example, prior to the industrial revolution, CO_2 concentrations were fairly stable at 280 parts per million (ppm). Today, they are around 370 ppm, an increase of more than 30%. Left unchecked, the concentration of CO_2 in the atmosphere is projected to increase to a minimum of 540 ppm by 2100 as a direct result of anthropogenic sources (13).	CO_2 is emitted from natural and manmade sources. Natural sources include: the decomposition of dead organic matter; respiration of bacteria, plants, animals and fungus; evaporation from oceans; and volcanic outgassing. Anthropogenic sources include: the burning of coal, oil, natural gas, and wood. CO_2 is naturally removed from the air by photosynthesis, dissolution into ocean water, transfer to soils and ice caps, and chemical weathering of carbonate rocks (14).	Outdoor levels of CO_2 are not high enough to result in negative health effects. According to the National Institute for Occupational Safety and Health (NIOSH) high concentrations of CO_2 can result in health effects such as: headaches, dizziness, restlessness, difficulty breathing, sweating, increased heart rate, increased cardiac output, increased blood pressure, coma, asphyxia, and/or convulsions. It should be noted that current concentrations of CO_2 in the earth's atmosphere are estimated to be approximately 370 ppm, the actual reference exposure level (level at which adverse health effects typically occur) is at exposure levels of 5,000 ppm averaged over 10 hours in a 40-hour workweek and short-term reference exposure levels of 30,000 ppm averaged over a 15 minute period (15).

GHGs	Description	Sources	Health Effects
CH_4	CH_4 is an extremely effective absorber of radiation, although its atmospheric concentration is less than CO_2 and its lifetime in the atmosphere is brief (10-12 years), compared to other GHGs.	CH_4 has both natural and anthropogenic sources. It is released as part of the biological processes in low oxygen environments, such as in swamplands or in rice production (at the roots of the plants). Over the last 50 years, human activities such as growing rice, raising cattle, using natural gas, and mining coal have added to the atmospheric concentration of CH_4. Other anthropocentric sources include fossil-fuel combustion and biomass burning (16).	CH_4 is extremely reactive with oxidizers, halogens, and other halogen-containing compounds. Exposure to high levels of CH_4 can cause asphyxiation, loss of consciousness, headache and dizziness, nausea and vomiting, weakness, loss of coordination, and an increased breathing rate.
N_2O	N_2O, also known as laughing gas, is a colorless GHG. Concentrations of N_2O also began to rise at the beginning of the industrial revolution. In 1998, the global concentration was 314 parts per billion (ppb).	N_2O is produced by microbial processes in soil and water, including those reactions which occur in fertilizer containing nitrogen. In addition to agricultural sources, some industrial processes (fossil fuel-fired power plants, nylon production, nitric acid production, and vehicle emissions) also contribute to its atmospheric load. It is used as an aerosol spray propellant, i.e., in whipped cream bottles. It is also	N_2O can cause dizziness, euphoria, and sometimes slight hallucinations. In small doses, it is considered harmless. However, in some cases, heavy and extended use can cause Olney's Lesions (brain damage) (17).

GHGs	Description	Sources	Health Effects
		used in potato chip bags to keep chips fresh. It is used in rocket engines and in race cars. N_2O can be transported into the stratosphere, be deposited on the earth's surface, and be converted to other compounds by chemical reaction (17).	
Chlorofluorocarbons (CFCs)	CFCs are gases formed synthetically by replacing all hydrogen atoms in CH_4 or ethane (C_2H_6) with chlorine and/or fluorine atoms. CFCs are nontoxic, nonflammable, insoluble and chemically unreactive in the troposphere (the level of air at the earth's surface).	CFCs have no natural source but were first synthesized in 1928. They were used for refrigerants, aerosol propellants and cleaning solvents. Due to the discovery that they are able to destroy stratospheric ozone, a global effort to halt their production was undertaken and was extremely successful, so much so that levels of the major CFCs are now remaining steady or declining. However, their long atmospheric lifetimes mean that some of the CFCs will remain in the atmosphere for over 100 years (18).	In confined indoor locations, working with CFC-113 or other CFCs is thought to result in death by cardiac arrhythmia (heart frequency too high or too low) or asphyxiation.

GHGs	Description	Sources	Health Effects
HFCs	HFCs are synthetic, man-made chemicals that are used as a substitute for CFCs. Out of all the GHGs, they are one of three groups with the highest global warming potential (GWP). The HFCs with the largest measured atmospheric abundances are (in order), Fluoroform (HFC-23), 1,1,1,2-tetrafluoroethane (HFC-134a), and 1,1-difluoroethane (HFC-152a). Prior to 1990, the only significant emissions were of HFC-23. HCF-134a emissions are increasing due to its use as a refrigerant.	HFCs are manmade for applications such as automobile air conditioners and refrigerants.	No health effects are known to result from exposure to HFCs.
PFCs	PFCs have stable molecular structures and do not break down through chemical processes in the lower atmosphere. High-energy ultraviolet rays, which occur about 60 kilometers above earth's surface, are able to destroy the compounds. Because of this, PFCs have very long lifetimes, between 10,000 and 50,000 years. Two common PFCs are tetrafluoromethane (CF_4) and hexafluoroethane (C_2F_6). The EPA estimates that concentrations of CF_4 in the atmosphere are over 70 parts per trillion (ppt).	The two main sources of PFCs are primary aluminum production and semiconductor manufacture.	No health effects are known to result from exposure to PFCs.
SF_6	SF_6 is an inorganic, odorless, colorless, nontoxic, nonflammable gas. It also has the highest GWP of any gas evaluated (23,900) (19). The EPA indicates that concentrations in the 1990s were about 4 ppt.	SF_6 is used for insulation in electric power transmission and distribution equipment, in the magnesium industry, in semiconductor manufacturing, and as a tracer gas for leak detection.	In high concentrations in confined areas, the gas presents the hazard of suffocation because it displaces the oxygen needed for breathing.

GHGs	Description	Sources	Health Effects
Nitrogen Trifluoride (NF_3)	NF_3 is a colorless gas with a distinctly moldy odor. The World Resources Institute (WRI) indicates that NF_3 has a 100-year GWP of 17,200 (20).	NF_3 is used in industrial processes and is produced in the manufacturing of semiconductors, Liquid Crystal Display (LCD) panels, types of solar panels, and chemical lasers.	Long-term or repeated exposure may affect the liver and kidneys and may cause fluorosis (21).

The potential health effects related directly to the emissions of CO_2, CH_4, and N_2O as they relate to development projects such as the proposed Project are still being debated in the scientific community. Their cumulative effects to GCC have the potential to cause adverse effects to human health. Increases in Earth's ambient temperatures would result in more intense heat waves, causing more heat-related deaths. Scientists also purport that higher ambient temperatures would increase disease survival rates and result in more widespread disease. Climate change will likely cause shifts in weather patterns, potentially resulting in devastating droughts and food shortages in some areas (22). Exhibit 2-A presents the potential impacts of global warming (23).

EXHIBIT 2-A: SUMMARY OF PROJECTED GLOBAL WARMING IMPACT, 2070-2099 (AS COMPARED WITH 1961-1990)

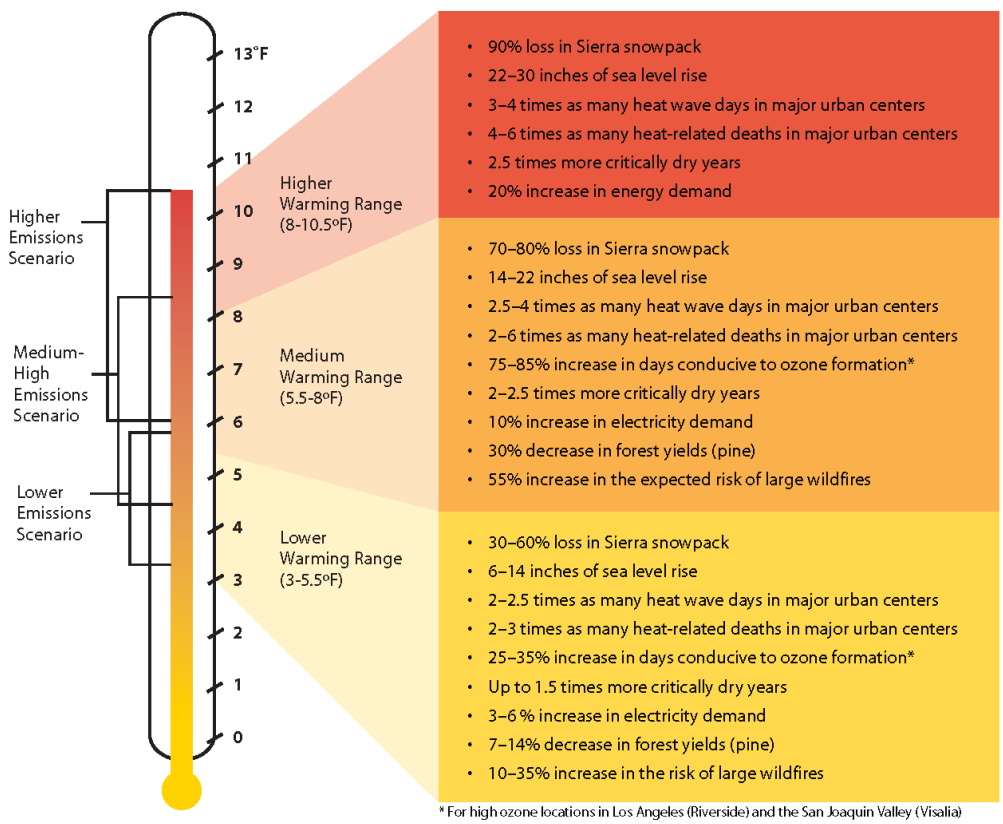

Source: Barbara H. Allen-Diaz. "Climate change affects us all." *University of California, Agriculture and Natural Resources*, 2009.

2.4 GLOBAL WARMING POTENTIAL

GHGs have varying GWP values. GWP of a GHG indicates the amount of warming a gas causes over a given period of time and represents the potential of a gas to trap heat in the atmosphere. CO_2 is utilized as the reference gas for GWP, and thus has a GWP of 1. CO_2 equivalent (CO_2e) is a term used for describing the difference GHGs in a common unit. CO_2e signifies the amount of CO_2 which would have the equivalent GWP.

The atmospheric lifetime and GWP of selected GHGs are summarized at Table 2-2. As shown in the table below, GWP for the 2nd Assessment Report, the Intergovernmental Panel on Climate Change (IPCC)'s scientific and socio-economic assessment on climate change, range from 1 for CO_2 to 23,900 for SF_6 and GWP for the IPCC's 5th Assessment Report range from 1 for CO_2 to 23,500 for SF_6 (24).

TABLE 2-2: GWP AND ATMOSPHERIC LIFETIME OF SELECT GHGS

Gas	Atmospheric Lifetime (years)	GWP (100-year time horizon)	
		2nd Assessment Report	5th Assessment Report
CO_2	See*	1	1
CH_4	12 .4	21	28
N_2O	121	310	265
HFC-23	222	11,700	12,400
HFC-134a	13.4	1,300	1,300
HFC-152a	1.5	140	138
SF_6	3,200	23,900	23,500

*As per Appendix 8.A. of IPCC's 5th Assessment Report, no single lifetime can be given.
Source: Table 2.14 of the IPCC Fourth Assessment Report, 2007

2.5 GHG EMISSIONS INVENTORIES

2.5.1 GLOBAL

Worldwide anthropogenic GHG emissions are tracked by the IPCC for industrialized nations (referred to as Annex I) and developing nations (referred to as Non-Annex I). Human GHG emissions data for Annex I nations are available through 2017. Based on the latest available data, the sum of these emissions totaled approximately 29,216,501 gigagram (Gg) CO_2e[2] (25) (26) as summarized on Table 2-3.

[2] The global emissions are the sum of Annex I and non-Annex I countries, without counting Land-Use, Land-Use Change and Forestry (LULUCF). For countries without 2017 data, the United Nations' Framework Convention on Climate Change (UNFCCC) data for the most recent year were used U.N. Framework Convention on Climate Change, "Annex I Parties – GHG total without LULUCF," The most recent GHG emissions for China and India are from 2014.

2.5.2 UNITED STATES

As noted in Table 2-3, the United States, as a single country, was the number two producer of GHG emissions in 2017.

TABLE 2-3: TOP GHG PRODUCING COUNTRIES AND THE EUROPEAN UNION [3]

Emitting Countries	GHG Emissions (Gg CO_2e)
China	11,911,710
United States	6,456,718
European Union (28-member countries)	4,323,163
India	3,079,810
Russian Federation	2,155,470
Japan	1,289,630
Total	**29,216,501**

2.5.3 STATE OF CALIFORNIA

California has significantly slowed the rate of growth of GHG emissions due to the implementation of energy efficiency programs as well as adoption of strict emission controls, but is still a substantial contributor to the United States (U.S.) emissions inventory total (27). The California Air Resource Board (CARB) compiles GHG inventories for the State of California. Based upon the 2019 GHG inventory data (i.e., the latest year for which data are available) for the 2000-2017 GHG emissions period, California emitted an average 424.1 million metric tons of CO_2e per year ($MMTCO_2e/yr$) (28).

2.6 EFFECTS OF CLIMATE CHANGE IN CALIFORNIA

2.6.1 PUBLIC HEALTH

Higher temperatures may increase the frequency, duration, and intensity of conditions conducive to air pollution formation. For example, days with weather conducive to ozone formation could increase from 25 to 35% under the lower warming range to 75 to 85% under the medium warming range. In addition, if global background ozone levels increase as predicted in some scenarios, it may become impossible to meet local air quality standards. Air quality could be further compromised by increases in wildfires, which emit fine particulate matter that can travel long distances, depending on wind conditions. The Climate Scenarios report indicates that large wildfires could become up to 55% more frequent if GHG emissions are not significantly reduced.

In addition, under the higher warming range scenario, there could be up to 100 more days per year with temperatures above 90°F in Los Angeles and 95°F in Sacramento by 2100. This is a large increase over historical patterns and approximately twice the increase projected if temperatures remain within or below the lower warming range. Rising temperatures could increase the risk of

[3] Used http://unfccc.int data for Annex I countries. Consulted the CAIT Climate Data Explorer in https://www.climatewatchdata.org site to reference Non-Annex I countries of China and India.

death from dehydration, heat stroke/exhaustion, heart attack, stroke, and respiratory distress caused by extreme heat.

2.6.2 WATER RESOURCES

A vast network of man-made reservoirs and aqueducts captures and transports water throughout the state from northern California rivers and the Colorado River. The current distribution system relies on the Sierra Nevada snowpack to supply water during the dry spring and summer months. Rising temperatures, potentially compounded by decreases in precipitation, could severely reduce spring snowpack, increasing the risk of summer water shortages.

If temperatures continue to increase, more precipitation could fall as rain instead of snow, and the snow that does fall could melt earlier, reducing the Sierra Nevada spring snowpack by as much as 70 to 90%. Under the lower warming range scenario, snowpack losses could be only half as large as those possible if temperatures were to rise to the higher warming range. How much snowpack could be lost depends in part on future precipitation patterns, the projections for which remain uncertain. However, even under the wetter climate projections, the loss of snowpack could pose challenges to water managers and hamper hydropower generation. Winter tourism could be adversely affected, under the lower warming range, the ski season at lower elevations could be reduced by as much as a month. If temperatures reach the higher warming range and precipitation declines, there might be many years with insufficient snow for skiing and snowboarding.

The State's water supplies are also at risk from rising sea levels. An influx of saltwater could degrade California's estuaries, wetlands, and groundwater aquifers. Saltwater intrusion caused by rising sea levels is a major threat to the quality and reliability of water within the southern edge of the Sacramento/San Joaquin River Delta – a major fresh water supply.

2.6.3 AGRICULTURE

Increased temperatures could cause widespread changes to the agriculture industry reducing the quantity and quality of agricultural products statewide. First, California farmers could possibly lose as much as 25% of the water supply needed. Although higher CO_2 levels can stimulate plant production and increase plant water-use efficiency, California's farmers could face greater water demand for crops and a less reliable water supply as temperatures rise. Crop growth and development could change, as could the intensity and frequency of pest and disease outbreaks. Rising temperatures could aggravate ozone pollution, which makes plants more susceptible to disease and pests and interferes with plant growth.

Plant growth tends to be slow at low temperatures, increasing with rising temperatures up to a threshold. However, faster growth can result in less-than-optimal development for many crops, so rising temperatures could worsen the quantity and quality of yield for a number of California's agricultural products. Products likely to be most affected include wine grapes, fruits and nuts.

In addition, continued GCC could shift the ranges of existing invasive plants and weeds and alter competition patterns with native plants. Range expansion could occur in many species while range contractions may be less likely in rapidly evolving species with significant populations

already established. Should range contractions occur, new or different weed species could fill the emerging gaps. Continued GCC could alter the abundance and types of many pests, lengthen pests' breeding season, and increase pathogen growth rates.

2.6.4 Forests and Landscapes

GCC has the potential to intensify the current threat to forests and landscapes by increasing the risk of wildfire and altering the distribution and character of natural vegetation. If temperatures rise into the medium warming range, the risk of large wildfires in California could increase by as much as 55%, which is almost twice the increase expected if temperatures stay in the lower warming range. However, since wildfire risk is determined by a combination of factors, including precipitation, winds, temperature, and landscape and vegetation conditions, future risks will not be uniform throughout the state. In contrast, wildfires in northern California could increase by up to 90% due to decreased precipitation.

Moreover, continued GCC has the potential to alter natural ecosystems and biological diversity within the state. For example, alpine and subalpine ecosystems could decline by as much as 60 to 80% by the end of the century as a result of increasing temperatures. The productivity of the state's forests has the potential to decrease as a result of GCC.

2.6.5 Rising Sea Levels

Rising sea levels, more intense coastal storms, and warmer water temperatures could increasingly threaten the state's coastal regions. Under the higher warming range scenario, sea level is anticipated to rise 22 to 35 inches by 2100. Elevations of this magnitude would inundate low-lying coastal areas with saltwater, accelerate coastal erosion, threaten vital levees and inland water systems, and disrupt wetlands and natural habitats. Under the lower warming range scenario, sea level could rise 12-14 inches.

2.7 Regulatory Setting

2.7.1 International

Climate change is a global issue involving GHG emissions from all around the world; therefore, international organizations and countries such as the ones discussed below have made an effort to reduce GHGs.

IPCC

In 1988, the United Nations (U.N.) and the World Meteorological Organization established the IPCC to assess the scientific, technical and socioeconomic information relevant to understanding the scientific basis of risk of human-induced climate change, its potential impacts, and options for adaptation and mitigation.

United Nation's Framework Convention on Climate Change (Convention)

On March 21, 1994, the U.S. joined a number of countries around the world in signing the Convention. Under the Convention, governments gather and share information on GHG

emissions, national policies, and best practices; launch national strategies for addressing GHG emissions and adapting to expected impacts, including the provision of financial and technological support to developing countries; and cooperate in preparing for adaptation to the impacts of climate change.

INTERNATIONAL CLIMATE CHANGE TREATIES

The Kyoto Protocol is an international agreement linked to the Convention. The major feature of the Kyoto Protocol is that it sets binding targets for 37 industrialized countries and the European community for reducing GHG emissions at an average of 5% against 1990 levels over the five-year period 2008–2012. The Convention (as discussed above) encouraged industrialized countries to stabilize emissions; however, the Protocol commits them to do so. Developed countries have contributed more emissions over the last 150 years; therefore, the Protocol places a heavier burden on developed nations under the principle of "common but differentiated responsibilities."

In 2001, President George W. Bush indicated that he would not submit the treaty to the U.S. Senate for ratification, which effectively ended American involvement in the Kyoto Protocol. In December 2009, international leaders met in Copenhagen to address the future of international climate change commitments post-Kyoto. No binding agreement was reached in Copenhagen; however, the Committee identified the long-term goal of limiting the maximum global average temperature increase to no more than 2 degrees Celsius (°C) above pre-industrial levels, subject to a review in 2015. The UN Climate Change Committee held additional meetings in Durban, South Africa in November 2011; Doha, Qatar in November 2012; and Warsaw, Poland in November 2013. The meetings are gradually gaining consensus among participants on individual climate change issues.

On September 23, 2014 more than 100 Heads of State and Government and leaders from the private sector and civil society met at the Climate Summit in New York hosted by the U.N. At the Summit, heads of government, business and civil society announced actions in areas that would have the greatest impact on reducing emissions, including climate finance, energy, transport, industry, agriculture, cities, forests, and building resilience.

Parties to the U.N. Framework Convention on Climate Change (UNFCCC) reached a landmark agreement on December 12, 2015 in Paris, charting a fundamentally new course in the two-decade-old global climate effort. Culminating a four-year negotiating round, the new treaty ends the strict differentiation between developed and developing countries that characterized earlier efforts, replacing it with a common framework that commits all countries to put forward their best efforts and to strengthen them in the years ahead. This includes, for the first time, requirements that all parties report regularly on their emissions and implementation efforts and undergo international review.

The agreement and a companion decision by parties were the key outcomes of the conference, known as the 21st session of the UNFCCC Conference of the Parties (COP) 21. Together, the Paris Agreement and the accompanying COP decision:

- Reaffirm the goal of limiting global temperature increase well below 2°C, while urging efforts to limit the increase to 1.5 degrees;
- Establish binding commitments by all parties to make "nationally determined contributions" (NDCs), and to pursue domestic measures aimed at achieving them;
- Commit all countries to report regularly on their emissions and "progress made in implementing and achieving" their NDCs, and to undergo international review;
- Commit all countries to submit new NDCs every five years, with the clear expectation that they will "represent a progression" beyond previous ones;
- Reaffirm the binding obligations of developed countries under the UNFCCC to support the efforts of developing countries, while for the first time encouraging voluntary contributions by developing countries too;
- Extend the current goal of mobilizing $100 billion a year in support by 2020 through 2025, with a new, higher goal to be set for the period after 2025;
- Extend a mechanism to address "loss and damage" resulting from climate change, which explicitly will not "involve or provide a basis for any liability or compensation;"
- Require parties engaging in international emissions trading to avoid "double counting;" and
- Call for a new mechanism, similar to the Clean Development Mechanism under the Kyoto Protocol, enabling emission reductions in one country to be counted toward another country's NDC (C2ES 2015a) (29).

On November 4, 2019, the Trump administration formally notified the U.N. that the U.S. would withdraw from the Paris Agreement. It should be noted that withdrawal will be effective one year after notification in 2020.

2.7.2 NATIONAL

Prior to the last decade, there have been no concrete federal regulations of GHGs or major planning for climate change adaptation. The following are actions regarding the federal government, GHGs, and fuel efficiency.

GHG ENDANGERMENT

In *Massachusetts v. Environmental Protection Agency* (EPA) 549 U.S. 497 (2007), decided on April 2, 2007, the U.S. Supreme Court (Supreme Court) found that four GHGs, including CO_2, are air pollutants subject to regulation under Section 202(a)(1) of the Federal Clean Air Act (CAA). The Court held that the EPA Administrator must determine whether emissions of GHGs from new motor vehicles cause or contribute to air pollution, which may reasonably be anticipated to endanger public health or welfare, or whether the science is too uncertain to make a reasoned decision. On December 7, 2009, the EPA Administrator signed two distinct findings regarding GHGs under section 202(a) of the CAA:

- Endangerment Finding: The Administrator finds that the current and projected concentrations of the six key well-mixed GHGs— CO_2, CH_4, N_2O, HFCs, PFCs, and SF_6—in the atmosphere threaten the public health and welfare of current and future generations.

- Cause or Contribute Finding: The Administrator finds that the combined emissions of these well-mixed GHGs from new motor vehicles and new motor vehicle engines contribute to the GHG pollution, which threatens public health and welfare.

These findings do not impose requirements on industry or other entities. However, this was a prerequisite for implementing GHG emissions standards for vehicles, as discussed in the section "Clean Vehicles" below. After a lengthy legal challenge, the Supreme Court declined to review an Appeals Court ruling that upheld the EPA Administrator's findings (30).

CLEAN VEHICLES

Congress first passed the Corporate Average Fuel Economy law in 1975 to increase the fuel economy of cars and light duty trucks. The law has become more stringent over time. On May 19, 2009, President Obama put in motion a new national policy to increase fuel economy for all new cars and trucks sold in the U.S. On April 1, 2010, the EPA and the Department of Transportation's National Highway Traffic Safety Administration (NHTSA) announced a joint final rule establishing a national program that would reduce GHG emissions and improve fuel economy for new cars and trucks sold in the U.S.

The first phase of the national program applies to passenger cars, light-duty trucks, and medium-duty (MD) passenger vehicles, covering model years 2012 through 2016. They require these vehicles to meet an estimated combined average emissions level of 250 grams of CO_2 per mile, equivalent to 35.5 miles per gallon (mpg) if the automobile industry were to meet this CO_2 level solely through fuel economy improvements. Together, these standards would cut CO_2 emissions by an estimated 960 million metric tons and 1.8 billion barrels of oil over the lifetime of the vehicles sold under the program (model years 2012–2016). The EPA and the NHTSA issued final rules on a second-phase joint rulemaking establishing national standards for light-duty vehicles for model years 2017 through 2025 in August 2012. The new standards for model years 2017 through 2025 apply to passenger cars, light-duty trucks, and MD passenger vehicles. The final standards are projected to result in an average industry fleetwide level of 163 grams/mile of CO_2 in model year 2025, which is equivalent to 54.5 mpg if achieved exclusively through fuel economy improvements.

The EPA and the U.S. Department of Transportation issued final rules for the first national standards to reduce GHG emissions and improve fuel efficiency of heavy-duty trucks (HDT) and buses on September 15, 2011, effective November 14, 2011. For combination tractors, the agencies are proposing engine and vehicle standards that begin in the 2014 model year and achieve up to a 20% reduction in CO_2 emissions and fuel consumption by the 2018 model year. For HDT and vans, the agencies are proposing separate gasoline and diesel truck standards, which phase in starting in the 2014 model year and achieve up to a 10% reduction for gasoline vehicles and a 15% reduction for diesel vehicles by the 2018 model year (12 and 17% respectively if accounting for air conditioning leakage). Lastly, for vocational vehicles, the engine and vehicle standards would achieve up to a 10% reduction in fuel consumption and CO_2 emissions from the 2014 to 2018 model years.

On August 2,2018, the NHTSA in conjunction with the EPA, released a notice of proposed rulemaking, the *Safer Affordable Fuel-Efficient (SAFE) Vehicles Rule for Model Years 2021-2026 Passenger Cars and Light Trucks* (SAFE Vehicles Rule). The SAFE Vehicles Rule was proposed to amend exiting Corporate Average Fuel Economy (CAFE) and tailpipe CO_2 standards for passenger cars and light trucks and to establish new standards covering model years 2021 through 2026. As of March 31, 2020, the NHTSA and EPA finalized the SAFE Vehicle Rule which increased stringency of CAFE and CO_2 emissions standards by 1.5% each year through model year 2026 (31).

MANDATORY REPORTING OF GHGS

The Consolidated Appropriations Act of 2008, passed in December 2007, requires the establishment of mandatory GHG reporting requirements. On September 22, 2009, the EPA issued the Final Mandatory Reporting of GHGs Rule, which became effective January 1, 2010. The rule requires reporting of GHG emissions from large sources and suppliers in the U.S. and is intended to collect accurate and timely emissions data to inform future policy decisions. Under the rule, suppliers of fossil fuels or industrial GHGs, manufacturers of vehicles and engines, and facilities that emit 25,000 metric tons per year (MT/yr) or more of GHG emissions are required to submit annual reports to the EPA.

NEW SOURCE REVIEW

The EPA issued a final rule on May 13, 2010, that establishes thresholds for GHGs that define when permits under the New Source Review Prevention of Significant Deterioration and Title V Operating Permit programs are required for new and existing industrial facilities. This final rule "tailors" the requirements of these CAA permitting programs to limit which facilities will be required to obtain Prevention of Significant Deterioration and Title V permits. In the preamble to the revisions to the Federal Code of Regulations, the EPA states:

> *"This rulemaking is necessary because without it the Prevention of Significant Deterioration and Title V requirements would apply, as of January 2, 2011, at the 100 or 250 tons per year levels provided under the CAA, greatly increasing the number of required permits, imposing undue costs on small sources, overwhelming the resources of permitting authorities, and severely impairing the functioning of the programs. EPA is relieving these resource burdens by phasing in the applicability of these programs to GHG sources, starting with the largest GHG emitters. This rule establishes two initial steps of the phase-in. The rule also commits the agency to take certain actions on future steps addressing smaller sources but excludes certain smaller sources from Prevention of Significant Deterioration and Title V permitting for GHG emissions until at least April 30, 2016."*

The EPA estimates that facilities responsible for nearly 70% of the national GHG emissions from stationary sources will be subject to permitting requirements under this rule. This includes the nation's largest GHG emitters—power plants, refineries, and cement production facilities.

STANDARDS OF PERFORMANCE FOR GHG EMISSIONS FOR NEW STATIONARY SOURCES: ELECTRIC UTILITY GENERATING UNITS

As required by a settlement agreement, the EPA proposed new performance standards for emissions of CO_2 for new, affected, fossil fuel-fired electric utility generating units on March 27, 2012. New sources greater than 25 megawatts (MW) would be required to meet an output-based standard of 1,000 pounds (lbs) of CO_2 per MW-hour (MWh), based on the performance of widely used natural gas combined cycle technology. It should be noted that on February 9, 2016 the Supreme Court issued a stay of this regulation pending litigation. Additionally, the current EPA Administrator has also signed a measure to repeal the Clean Power Plan, including the CO_2 standards. The Clean Power Plan was officially repealed on June 19, 2019, when the EPA issued the final Affordable Clean Energy rule (ACE). Under ACE, new state emission guidelines were established that provided existing coal-fired electric utility generating units with achievable standards.

CAP-AND-TRADE

Cap-and-trade refers to a policy tool where emissions are limited to a certain amount and can be traded or provides flexibility on how the emitter can comply. Successful examples in the U.S. include the Acid Rain Program and the N_2O Budget Trading Program and Clean Air Interstate Rule in the northeast. There is no federal GHG cap-and-trade program currently; however, some states have joined to create initiatives to provide a mechanism for cap-and-trade.

The Regional GHG Initiative is an effort to reduce GHGs among the states of Connecticut, Delaware, Maine, Maryland, Massachusetts, New Hampshire, New York, Rhode Island, and Vermont. Each state caps CO_2 emissions from power plants, auctions CO_2 emission allowances, and invests the proceeds in strategic energy programs that further reduce emissions, save consumers money, create jobs, and build a clean energy economy. The Initiative began in 2008 and in 2020 has retained all participating states.

The Western Climate Initiative (WCI) partner jurisdictions have developed a comprehensive initiative to reduce regional GHG emissions to 15% below 2005 levels by 2020. The partners were originally California, British Columbia, Manitoba, Ontario, and Quebec. However, Manitoba and Ontario are not currently participating. California linked with Quebec's cap-and-trade system January 1, 2014, and joint offset auctions took place in 2015. While the WCI has yet to publish whether it has successfully reached the 2020 emissions goal initiative set in 2007, SB 32, requires that California, a major partner in the WCI, adopt the goal of reducing statewide GHG emissions to 40% below the 1990 level by 2030.

SMARTWAY PROGRAM

The SmartWay Program is a public-private initiative between the EPA, large and small trucking companies, rail carriers, logistics companies, commercial manufacturers, retailers, and other federal and state agencies. Its purpose is to improve fuel efficiency and the environmental performance (reduction of both GHG emissions and air pollution) of the goods movement supply chains. SmartWay is comprised of four components (32):

1. SmartWay Transport Partnership: A partnership in which freight carriers and shippers commit to benchmark operations, track fuel consumption, and improve performance annually.

2. SmartWay Technology Program: A testing, verification, and designation program to help freight companies identify equipment, technologies, and strategies that save fuel and lower emissions.
3. SmartWay Vehicles: A program that ranks light-duty cars and small trucks and identifies superior environmental performers with the SmartWay logo.
4. SmartWay International Interests: Guidance and resources for countries seeking to develop freight sustainability programs modeled after SmartWay.

SmartWay effectively refers to requirements geared towards reducing fuel consumption. Most large trucking fleets driving newer vehicles are compliant with SmartWay design requirements. Moreover, over time, all HDTs will have to comply with CARB GHG Regulation that is designed with the SmartWay Program in mind, to reduce GHG emissions by making them more fuel-efficient. For instance, in 2015, 53 foot or longer dry vans or refrigerated trailers equipped with a combination of SmartWay-verified low-rolling resistance tires and SmartWay-verified aerodynamic devices would obtain a total of 10% or more fuel savings over traditional trailers.

Through the SmartWay Technology Program, the EPA has evaluated the fuel saving benefits of various devices through grants, cooperative agreements, emissions and fuel economy testing, demonstration projects and technical literature review. As a result, the EPA has determined the following types of technologies provide fuel saving and/or emission reducing benefits when used properly in their designed applications, and has verified certain products:

- Idle reduction technologies – less idling of the engine when it is not needed would reduce fuel consumption.
- Aerodynamic technologies minimize drag and improve airflow over the entire tractor-trailer vehicle. Aerodynamic technologies include gap fairings that reduce turbulence between the tractor and trailer, side skirts that minimize wind under the trailer, and rear fairings that reduce turbulence and pressure drop at the rear of the trailer.
- Low rolling resistance tires can roll longer without slowing down, thereby reducing the amount of fuel used. Rolling resistance (or rolling friction or rolling drag) is the force resisting the motion when a tire rolls on a surface. The wheel will eventually slow down because of this resistance.
- Retrofit technologies include things such as diesel particulate filters, emissions upgrades (to a higher tier), etc., which would reduce emissions.
- Federal excise tax exemptions.

2.7.3 CALIFORNIA

2.7.3.1 LEGISLATIVE ACTIONS TO REDUCE GHGS

The State of California legislature has enacted a series of bills that constitute the most aggressive program to reduce GHGs of any state in the nation. Some legislation such as the landmark AB 32 was specifically enacted to address GHG emissions. Other legislation such as Title 24 and Title 20 energy standards were originally adopted for other purposes such as energy and water conservation, but also provide GHG reductions. This section describes the major provisions of the legislation.

EXECUTIVE ORDER S-3-05

Former California Governor Arnold Schwarzenegger announced on June 1, 2005, through Executive Order S-3-05, the following reduction targets for GHG emissions:

- By 2010, reduce GHG emissions to 2000 levels.
- By 2020, reduce GHG emissions to 1990 levels.
- By 2050, reduce GHG emissions to 80% below 1990 levels.

The 2050 reduction goal represents what some scientists believe is necessary to reach levels that will stabilize the climate. The 2020 goal was established to be a mid-term target. Because this is an executive order, the goals are not legally enforceable for local governments or the private sector.

AB 32

The California State Legislature enacted AB 32, which requires that GHGs emitted in California be reduced to 1990 levels by the year 2020. "GHGs" as defined under AB 32 include CO_2, CH_4, N_2O, HFCs, PFCs, and SF_6. Since AB 32 was enacted, a seventh chemical, nitrogen trifluoride, has also been added to the list of GHGs. CARB is the state agency charged with monitoring and regulating sources of GHGs. Pursuant to AB 32, CARB adopted regulations to achieve the maximum technologically feasible and cost-effective GHG emission reductions. AB 32 states the following:

> *"Global warming poses a serious threat to the economic well-being, public health, natural resources, and the environment of California. The potential adverse impacts of global warming include the exacerbation of air quality problems, a reduction in the quality and supply of water to the state from the Sierra snowpack, a rise in sea levels resulting in the displacement of thousands of coastal businesses and residences, damage to marine ecosystems and the natural environment, and an increase in the incidences of infectious diseases, asthma, and other human health-related problems."*

CARB approved the 1990 GHG emissions level of 427 $MMTCO_2e$ on December 6, 2007 (33). Therefore, emissions generated in California in 2020 are required to be equal to or less than 427 $MMTCO_2e$. Emissions in 2020 in a "business as usual" (BAU) scenario were estimated to be 596 $MMTCO_2e$, which do not account for reductions from AB 32 regulations (34). At that level, a 28.4% reduction was required to achieve the 427 $MMTCO_2e$ 1990 inventory. In October 2010, CARB prepared an updated 2020 forecast to account for the recession and slower forecasted growth. The forecasted inventory without the benefits of adopted regulation is now estimated at 545 $MMTCO_2e$. Therefore, under the updated forecast, a 21.7% reduction from BAU is required to achieve 1990 levels (35) .

PROGRESS IN ACHIEVING AB 32 TARGETS AND REMAINING REDUCTIONS REQUIRED

The State has made steady progress in implementing AB 32 and achieving targets included in Executive Order S-3-05. The progress is shown in updated emission inventories prepared by CARB for 2000 through 2012 (36). The State has achieved the Executive Order S-3-05 target for

2010 of reducing GHG emissions to 2000 levels. As shown below, the 2010 emission inventory achieved this target.

- 1990: 427 $MMTCO_2e$ (AB 32 2020 target)
- 2000: 463 $MMTCO_2e$ (an average 8% reduction needed to achieve 1990 base)
- 2010: 450 $MMTCO_2e$ (an average 5% reduction needed to achieve 1990 base)

CARB has also made substantial progress in achieving its goal of achieving 1990 emissions levels by 2020. As described earlier in this section, CARB revised the 2020 BAU inventory forecast to account for new lower growth projections, which resulted in a new lower reduction from BAU to achieve the 1990 base. The previous reduction from 2020 BAU needed to achieve 1990 levels was 28.4% and the latest reduction from 2020 BAU is 21.7%.

- 2020: 545 $MMTCO_2e$ BAU (an average 21.7% reduction from BAU needed to achieve 1990 base)

SB 375 – THE SUSTAINABLE COMMUNITIES AND CLIMATE PROTECTION ACT OF 2008

Passing the Senate on August 30, 2008, Senate Bill (SB) 375 was signed by the Governor on September 30, 2008. According to SB 375, the transportation sector is the largest contributor of GHG emissions, which emits over 40% of the total GHG emissions in California. SB 375 states, "Without improved land use and transportation policy, California will not be able to achieve the goals of AB 32." SB 375 does the following: it (1) requires metropolitan planning organizations to include sustainable community strategies in their regional transportation plans for reducing GHG emissions, (2) aligns planning for transportation and housing, and (3) creates specified incentives for the implementation of the strategies.

SB 375 also requires Metropolitan Planning Organizations (MPOs) to prepare a Sustainable Communities Strategy (SCS) within the Regional Transportation Plan (RTP) that guides growth while taking into account the transportation, housing, environmental, and economic needs of the region. SB 375 uses CEQA streamlining as an incentive to encourage residential projects, which help achieve AB 32 goals to reduce GHG emissions. Although SB 375 does not prevent CARB from adopting additional regulations, such actions are not anticipated in the foreseeable future.

Concerning CEQA, SB 375, as codified in Public Resources Code Section 21159.28, states that CEQA findings for certain projects are not required to reference, describe, or discuss (1) growth inducing impacts, or (2) any project-specific or cumulative impacts from cars and light-duty truck trips generated by the project on global warming or the regional transportation network, if the project:

1. Is in an area with an approved sustainable communities strategy or an alternative planning strategy that CARB accepts as achieving the GHG emission reduction targets.
2. Is consistent with that strategy (in designation, density, building intensity, and applicable policies).
3. Incorporates the mitigation measures required by an applicable prior environmental document.

AB 1493

California AB 1493, enacted on July 22, 2002, required CARB to develop and adopt regulations that reduce GHGs emitted by passenger vehicles and light duty trucks. Implementation of the

regulation was delayed by lawsuits filed by automakers and by the EPA's denial of an implementation waiver. The EPA subsequently granted the requested waiver in 2009, which was upheld by the U.S. District Court for the District of Columbia in 2011.

The second phase of the implementation for the Pavley bill is currently in effect and was incorporated into Amendments to the Low-Emission Vehicle Program (LEV III) or the Advanced Clean Cars program. The Advanced Clean Car program combines the control of smog-causing pollutants and GHG emissions into a single coordinated package of requirements for model years 2017 through 2025. The regulation will reduce GHGs from new cars by 34% from 2016 levels by 2025. The new rules will clean up gasoline and diesel-powered cars, and deliver increasing numbers of zero-emission technologies, such as full battery electric cars, newly emerging plug-in hybrid electric vehicles (EV) and hydrogen fuel cell cars. The package will also ensure adequate fueling infrastructure is available for the increasing numbers of hydrogen fuel cell vehicles planned for deployment in California.

SB 350— CLEAN ENERGY AND POLLUTION REDUCTION ACT OF 2015

In October 2015, the legislature approved, and the Governor signed, SB 350, which reaffirms California's commitment to reducing its GHG emissions and addressing climate change. Key provisions include an increase in the RPS, higher energy efficiency requirements for buildings, initial strategies towards a regional electricity grid, and improved infrastructure for EV charging stations. Provisions for a 50% reduction in the use of petroleum statewide were removed from the Bill because of opposition and concern that it would prevent the Bill's passage. Specifically, SB 350 requires the following to reduce statewide GHG emissions:

- Increase the amount of electricity procured from renewable energy sources from 33% to 50% by 2030, with interim targets of 40% by 2024, and 25% by 2027.
- Double the energy efficiency in existing buildings by 2030. This target will be achieved through the California Public Utility Commission (CPUC), the California Energy Commission (CEC), and local publicly owned utilities.
- Reorganize the Independent System Operator to develop more regional electrify transmission markets and to improve accessibility in these markets, which will facilitate the growth of renewable energy markets in the western United States.

SB 32

On September 8, 2016, Governor Jerry Brown signed the Senate Bill (SB) 32 and its companion bill, AB 197. SB 32 requires the state to reduce statewide GHG emissions to 40% below 1990 levels by 2030, a reduction target that was first introduced in Executive Order B-30-15. The new legislation builds upon the AB 32 goal of 1990 levels by 2020 and provides an intermediate goal to achieving S-3-05, which sets a statewide GHG reduction target of 80% below 1990 levels by 2050. AB 197 creates a legislative committee to oversee regulators to ensure that CARB not only responds to the Governor, but also the Legislature (11).

CARB SCOPING PLAN

CARB's Climate Change Scoping Plan (Scoping Plan) contains measures designed to reduce the State's emissions to 1990 levels by the year 2020 to comply with AB 32 (34). The Scoping Plan identifies recommended measures for multiple GHG emission sectors and the associated emission reductions needed to achieve the year 2020 emissions target—each sector has a different emission reduction target. Most of the measures target the transportation and electricity sectors. As stated in the Scoping Plan, the key elements of the strategy for achieving the 2020 GHG target include:

- Expanding and strengthening existing energy efficiency programs as well as building and appliance standards;
- Achieving a statewide renewables energy mix of 33%;
- Developing a California cap-and-trade program that links with other Western Climate Initiative partner programs to create a regional market system;
- Establishing targets for transportation related GHG emissions for regions throughout California and pursuing policies and incentives to achieve those targets;
- Adopting and implementing measures pursuant to existing State laws and policies, including California's clean car standards, goods movement measures, and the LCFS; and
- Creating targeted fees, including a public goods charge on water use, fees on high GWP gases, and a fee to fund the administrative costs of the State's long-term commitment to AB 32 implementation.

CARB approved the First Scoping Plan Update on May 22, 2014. The First Scoping Plan Update identifies the next steps for California's climate change strategy. The First Scoping Plan Update shows how California continues on its path to meet the near-term 2020 GHG limit, but also sets a path toward long-term, deep GHG emission reductions. The report establishes a broad framework for continued emission reductions beyond 2020, on the path to 80% below 1990 levels by 2050. The First Scoping Plan Update identifies progress made to meet the near-term objectives of AB 32 and defines California's climate change priorities and activities for the next several years. The First Scoping Plan Update does not set new targets for the State but describes a path that would achieve the long term 2050 goal of Executive Order S-3-05 for emissions to decline to 80% below 1990 levels by 2050 (36).

Forecasting the amount of emissions that would occur in 2020 if no actions are taken was necessary to assess the amount of reductions California must achieve to return to the 1990 emissions level by 2020 as required by AB 32. The no-action scenario is known as "business-as-usual" or BAU. CARB originally defined the BAU scenario as emissions in the absence of any GHG emission reduction measures discussed in the Scoping Plan.

As part of CEQA compliance for the Scoping Plan, CARB prepared a Supplemental Functional Equivalent Document (FED) in 2011. The FED included an updated 2020 BAU emissions inventory projection based on current economic forecasts (i.e., as influenced by the economic downturn) and emission reduction measures already in place, replacing its prior 2020 BAU emissions inventory. CARB staff derived the updated emissions estimates by projecting emissions growth,

by sector, from the state's average emissions from 2006–2008. The new BAU estimate includes emission reductions for the million-solar-roofs program, the AB 1493 motor vehicle GHG emission standards, and the LCFS. In addition, CARB factored into the 2020 BAU inventory emissions reductions associated with 33% RPS for electricity generation. The updated BAU estimate of 507 $MMTCO_2e$ by 2020 requires a reduction of 80 $MMTCO_2e$, or a 16% reduction below the estimated BAU levels to return to 1990 levels (i.e., 427 $MMTCO_2e$) by 2020.

In order to provide a BAU reduction that is consistent with the original definition in the Scoping Plan and with threshold definitions used in thresholds adopted by lead agencies for CEQA purposes and many CAPs, the updated inventory without regulations was also included in the Supplemental FED. CARB 2020 BAU projection for GHG emissions in California was originally estimated to be 596 $MMTCO_2e$. The updated CARB 2020 BAU projection in the Supplemental FED is 545 $MMTCO_2e$. Considering the updated BAU estimate of 545 $MMTCO_2e$ by 2020, CARB estimates a 21.7% reduction below the estimated statewide BAU levels is necessary to return to 1990 emission levels (i.e., 427 $MMTCO_2e$) by 2020, instead of the approximate 28.4% BAU reduction previously reported under the original Climate Change Scoping Plan (34).

2017 CLIMATE CHANGE SCOPING PLAN UPDATE

In compliance with AB 32 and the 2008 Scoping Plan, the target year 2020 has been fulfilled and will look onward to the 2017 Scoping Plan that should be in compliance by 2030.

In November 2017, CARB released the 2017 Scoping Plan Update, which identifies the State's post-2020 reduction strategy. The 2017 Scoping Plan Update reflects the 2030 target of a 40% reduction below 1990 levels, set by Executive Order B-30-15 and codified by SB 32. Key programs that the proposed Second Update builds upon include the Cap-and-Trade Regulation, the LCFS, and much cleaner cars, trucks and freight movement, utilizing cleaner, renewable energy, and strategies to reduce CH_4 emissions from agricultural and other wastes.

The 2017 Scoping Plan Update establishes a new emissions limit of 260 $MMTCO_2e$ for the year 2030, which corresponds to a 40% decrease in 1990 levels by 2030.

California's climate strategy will require contributions from all sectors of the economy, including the land base, and will include enhanced focus on zero- and near-zero-emission (ZE/NZE) vehicle technologies; continued investment in renewables, including solar roofs, wind, and other distributed generation; greater use of low carbon fuels; integrated land conservation and development strategies; coordinated efforts to reduce emissions of short-lived climate pollutants (CH_4, black carbon, and fluorinated gases); and an increased focus on integrated land use planning to support livable, transit-connected communities and conservation of agricultural and other lands. Requirements for direct GHG reductions at refineries will further support air quality co-benefits in neighborhoods, including in disadvantaged communities historically located adjacent to these large stationary sources, as well as efforts with California's local air pollution control and air quality management districts (air districts) to tighten emission limits on a broad spectrum of industrial sources. Major elements of the 2017 Scoping Plan framework include:

- Implementing and/or increasing the standards of the Mobile Source Strategy, which include increasing ZEV buses and trucks.

- LCFS, with an increased stringency (18% by 2030).
- Implementing SB 350, which expands the RPS to 50% RPS and doubles energy efficiency savings by 2030.
- California Sustainable Freight Action Plan, which improves freight system efficiency, utilizes near-zero emissions technology, and deployment of zero-emission vehicles (ZEV) trucks.
- Implementing the proposed Short-Lived Climate Pollutant Strategy (SLPS), which focuses on reducing CH_4 and hydroflurocarbon emissions by 40% and anthropogenic black carbon emissions by 50% by year 2030.
- Continued implementation of SB 375.
- Post-2020 Cap-and-Trade Program that includes declining caps.
- 20% reduction in GHG emissions from refineries by 2030.
- Development of a Natural and Working Lands Action Plan to secure California's land base as a net carbon sink.

Note, however, that the 2017 Scoping Plan acknowledges that:

> *"[a]chieving net zero increases in GHG emissions, resulting in no contribution to GHG impacts, may not be feasible or appropriate for every project, however, and the inability of a project to mitigate its GHG emissions to net zero does not imply the project results in a substantial contribution to the cumulatively significant environmental impact of climate change under CEQA."*

In addition to the statewide strategies listed above, the 2017 Scoping Plan Update also identifies local governments as essential partners in achieving the State's long-term GHG reduction goals and identifies local actions to reduce GHG emissions. As part of the recommended actions, CARB recommends that local governments achieve a community-wide goal to achieve emissions of no more than 6 metric tons of CO_2e ($MTCO_2e$) or less per capita by 2030 and 2 $MTCO_2e$ or less per capita by 2050. For CEQA projects, CARB states that lead agencies may develop evidenced-based bright-line numeric thresholds—consistent with the Scoping Plan and the State's long-term GHG goals—and projects with emissions over that amount may be required to incorporate on-site design features and mitigation measures that avoid or minimize project emissions to the degree feasible; or, a performance-based metric using a CAP or other plan to reduce GHG emissions is appropriate.

According to research conducted by the Lawrence Berkeley National Laboratory (LBNL) and supported by CARB, California, under its existing and proposed GHG reduction policies, is on track to meet the 2020 reduction targets under AB 32 and could achieve the 2030 goals under SB 32. The research utilized a new, validated model known as the California LBNL GHG Analysis of Policies Spreadsheet (CALGAPS), which simulates GHG and criteria pollutant emissions in California from 2010 to 2050 in accordance to existing and future GHG-reducing policies. The CALGAPS model showed that GHG emissions through 2020 could range from 317 to 415 $MTCO_2e$ per year ($MTCO_2e$/yr), "indicating that existing state policies will likely allow California to meet its target [of 2020 levels under AB 32]." CALGAPS also showed that by 2030, emissions could range from 211 to 428 $MTCO_2e$/yr, indicating that "even if all modeled policies are not

implemented, reductions could be sufficient to reduce emissions 40% below the 1990 level [of SB 32]." CALGAPS analyzed emissions through 2050 even though it did not generally account for policies that might be put in place after 2030. Although the research indicated that the emissions would not meet the State's 80% reduction goal by 2050, various combinations of policies could allow California's cumulative emissions to remain very low through 2050 (37) (38).

CAP-AND-TRADE PROGRAM

The Scoping Plan identifies a Cap-and-Trade Program as one of the key strategies for California to reduce GHG emissions. According to CARB, a cap-and-trade program will help put California on the path to meet its goal of reducing GHG emissions to 1990 levels by the year 2020 and ultimately achieving an 80% reduction from 1990 levels by 2050. Under cap-and-trade, an overall limit on GHG emissions from capped sectors is established, and facilities subject to the cap will be able to trade permits to emit GHGs within the overall limit.

CARB adopted a California Cap-and-Trade Program pursuant to its authority under AB 32. See Title 17 of the CCR §§ 95800 to 96023). The Cap-and-Trade Program is designed to reduce GHG emissions from major sources (deemed "covered entities") by setting a firm cap on statewide GHG emissions and employing market mechanisms to achieve AB 32's emission-reduction mandate of returning to 1990 levels of emissions by 2020. The statewide cap for GHG emissions from the capped sectors (e.g., electricity generation, petroleum refining, and cement production) commenced in 2013 and will decline over time, achieving GHG emission reductions throughout the program's duration.

Covered entities that emit more than 25.000 $MTCO_2e$/yr must comply with the Cap-and-Trade Program. Triggering of the 25.000 $MTCO_2e$/yr "inclusion threshold" is measured against a subset of emissions reported and verified under the California Regulation for the Mandatory Reporting of GHG Emissions (Mandatory Reporting Rule or "MRR").

Under the Cap-and-Trade Program, CARB issues allowances equal to the total amount of allowable emissions over a given compliance period and distributes these to regulated entities. Covered entities are allocated free allowances in whole or part (if eligible), and may buy allowances at auction, purchase allowances from others, or purchase offset credits. Each covered entity with a compliance obligation is required to surrender "compliance instruments" (30) for each $MTCO_2e$ of GHG they emit. There also are requirements to surrender compliance instruments covering 30% of the prior year's compliance obligation by November of each year. For example, in November 2014, a covered entity was required to submit compliance instruments to cover 30% of its 2013 GHG emissions.

The Cap-and-Trade Program provides a firm cap, ensuring that the 2020 statewide emission limit will not be exceeded. An inherent feature of the Cap-and-Trade program is that it does not guarantee GHG emissions reductions in any discrete location or by any particular source. Rather, GHG emissions reductions are only guaranteed on an accumulative basis. As summarized by CARB in the First Update:

> *"The Cap-and-Trade Regulation gives companies the flexibility to trade allowances with others or take steps to cost-effectively reduce emissions at their own facilities.*

> *Companies that emit more have to turn in more allowances or other compliance instruments. Companies that can cut their GHG emissions have to turn in fewer allowances. But as the cap declines, aggregate emissions must be reduced. In other words, a covered entity theoretically could increase its GHG emissions every year and still comply with the Cap-and-Trade Program if there is a reduction in GHG emissions from other covered entities. Such a focus on aggregate GHG emissions is considered appropriate because climate change is a global phenomenon, and the effects of GHG emissions are considered cumulative (CARB 2014)."*

The Cap-and-Trade Program works with other direct regulatory measures and provides an economic incentive to reduce emissions. If California's direct regulatory measures reduce GHG emissions more than expected, then the Cap-and-Trade Program will be responsible for relatively fewer emissions reductions. If California's direct regulatory measures reduce GHG emissions less than expected, then the Cap-and-Trade Program will be responsible for relatively more emissions reductions. Thus, the Cap-and-Trade Program assures that California will meet its 2020 GHG emissions reduction mandate:

> *"The Cap-and-Trade Program establishes an overall limit on GHG emissions from most of the California economy—the "capped sectors." Within the capped sectors, some of the reductions are being accomplished through direct regulations, such as improved building and appliance efficiency standards, the [Low Carbon Fuel Standard] LCFS, and the 33% [Renewables Portfolio Standard] RPS. Whatever additional reductions are needed to bring emissions within the cap is accomplished through price incentives posed by emissions allowance prices. Together, direct regulation and price incentives assure that emissions are brought down cost-effectively to the level of the overall cap. The Cap-and-Trade Regulation provides assurance that California's 2020 limit will be met because the regulation sets a firm limit on 85% of California's GHG emissions. In sum, the Cap-and-Trade Program will achieve aggregate, rather than site specific or project-level, GHG emissions reductions. Also, due to the regulatory architecture adopted by CARB in AB 32, the reductions attributed to the Cap-and-Trade Program can change over time depending on the State's emissions forecasts and the effectiveness of direct regulatory measures* (36)*."*

As of January 1, 2015, the Cap-and-Trade Program covered approximately 85% of California's GHG emissions. The Cap-and-Trade Program covers the GHG emissions associated with electricity consumed in California, whether generated in-state or imported. Accordingly, GHG emissions associated with CEQA projects' electricity usage are covered by the Cap-and-Trade Program.

The Cap-and-Trade Program also covers fuel suppliers (natural gas and propane fuel providers and transportation fuel providers) to address emissions from such fuels and from combustion of other fossil fuels not directly covered at large sources in the Program's first compliance period. While the Cap-and-Trade Program technically covered fuel suppliers as early as 2012, they did not have a compliance obligation (i.e., they were not fully regulated) until 2015. The Cap-and-Trade Program covers the GHG emissions associated with the combustion of transportation fuels

in California, whether refined in-state or imported. The point of regulation for transportation fuels is when they are "supplied" (i.e., delivered into commerce). Accordingly, as with stationary source GHG emissions and GHG emissions attributable to electricity use, virtually all, if not all, of GHG emissions from CEQA projects associated with VMT are covered by the Cap-and-Trade Program (39). In addition, the Scoping Plan differentiates between "capped" and "uncapped" strategies. "Capped" strategies are subject to the proposed cap-and-trade program. The Scoping Plan states that the inclusion of these emissions within the Program will help ensure that the year 2020 emission targets are met despite some degree of uncertainty in the emission reduction estimates for any individual measure. Implementation of the capped strategies is calculated to achieve a sufficient amount of reductions by 2020 to achieve the emission target contained in AB 32. "Uncapped" strategies that will not be subject to the cap-and-trade emissions caps and requirements are provided as a margin of safety by accounting for additional GHG emission reductions.[4]

2.7.3.2 EXECUTIVE ORDERS RELATED TO GHG EMISSIONS

California's Executive Branch has taken several actions to reduce GHGs through the use of Executive Orders. Although not regulatory, they set the tone for the state and guide the actions of state agencies.

EXECUTIVE ORDER S-13-08

Executive Order S-13-08 states that "climate change in California during the next century is expected to shift precipitation patterns, accelerate sea level rise and increase temperatures, thereby posing a serious threat to California's economy, to the health and welfare of its population and to its natural resources." Pursuant to the requirements in the Order, the 2009 California Climate Adaptation Strategy (CNRA 2009) was adopted, which is the "…first statewide, multi-sector, region-specific, and information-based climate change adaptation strategy in the United States." Objectives include analyzing risks of climate change in California, identifying and exploring strategies to adapt to climate change, and specifying a direction for future research.

EXECUTIVE ORDER B-30-15

On April 29, 2015, Governor Edmund G. Brown Jr. issued an executive order to establish a California GHG reduction target of 40% below 1990 levels by 2030. The Governor's executive order aligns California's GHG reduction targets with those of leading international governments ahead of the United Nations Climate Change Conference in Paris late 2015. The Order sets a new interim statewide GHG emission reduction target to reduce GHG emissions to 40% below 1990 levels by 2030 in order to ensure California meets its target of reducing GHG emissions to 80% below 1990 levels by 2050 and directs CARB to update the Climate Change Scoping Plan to

[4] On March 17, 2011, the San Francisco Superior Court issued a final decision in *Association of Irritated Residents v. California Air Resources Board* (Case No. CPF-09-509562). While the Court upheld the validity of CARB Scoping Plan for the implementation of AB 32, the Court enjoined CARB from further rulemaking under AB 32 until CARB amends its CEQA environmental review of the Scoping Plan to address the flaws identified by the Court. On May 23, 2011, CARB filed an appeal. On June 24, 2011, the Court of Appeal granted CARB's petition staying the trail court's order pending consideration of the appeal. In the interest of informed decision-making, on June 13, 2011, CARB released the expanded alternatives analysis in a draft Supplement to the AB 32 Scoping Plan Functional Equivalent Document. CARB Board approved the Scoping Plan and the CEQA document on August 24, 2011.

express the 2030 target in terms of $MMTCO_2e$. The Order also requires the state's climate adaptation plan to be updated every three years, and for the State to continue its climate change research program, among other provisions. As with Executive Order S-3-05, this Order is not legally enforceable for local governments and the private sector. Legislation that would update AB 32 to make post 2020 targets and requirements a mandate is in process in the State Legislature.

EXECUTIVE ORDER S-01-07 – LCFS

The Governor signed Executive Order S-01-07 on January 18, 2007. The order mandates that a statewide goal shall be established to reduce the carbon intensity of California's transportation fuels by at least 10% by 2020. In particular, the Executive Order established a LCFS and directed the Secretary for Environmental Protection to coordinate the actions of the CEC, CARB, the University of California, and other agencies to develop and propose protocols for measuring the "life-cycle carbon intensity" of transportation fuels. This analysis supporting development of the protocols was included in the State Implementation Plan for alternative fuels (State Alternative Fuels Plan adopted by CEC on December 24, 2007) and was submitted to CARB for consideration as an "early action" item under AB 32. CARB adopted the LCFS on April 23, 2009.

The Board approved the LCFS regulation in 2009 and began implementation on January 1, 2011. CARB approved some amendments to the LCFS in December 2011, which were implemented on January 1, 2013. In September 2015, the Board approved the re-adoption of the LCFS, which became effective on January 1, 2016, to address procedural deficiencies in the way the original regulation was adopted. In 2018, the Board approved amendments to the regulation, which included strengthening and smoothing the carbon intensity benchmarks through 2030 in-line with California's 2030 GHG emission reduction target enacted through SB 32, adding new crediting opportunities to promote zero emission vehicle adoption, alternative jet fuel, carbon capture and sequestration, and advanced technologies to achieve deep decarbonization in the transportation sector.

EXECUTIVE ORDER B-55-18 AND SB 100

Executive Order B-55-18 and SB 100. SB 100 and Executive Order B-55-18 were signed by Governor Brown on September 10, 2018. Under the existing RPS, 25% of retail sales are required to be from renewable sources by December 31, 2016, 33% by December 31, 2020, 40% by December 31, 2024, 45% by December 31, 2027, and 50% by December 31, 2030. SB 100 raises California's RPS requirement to 50% renewable resources target by December 31, 2026, and to achieve a 60% target by December 31, 2030. SB 100 also requires that retail sellers and local publicly owned electric utilities procure a minimum quantity of electricity products from eligible renewable energy resources so that the total kilowatt hours of those products sold to their retail end-use customers achieve 44% of retail sales by December 31, 2024, 52% by December 31, 2027, and 60% by December 31, 2030. In addition to targets under AB 32 and SB 32, Executive Order B-55-18 establishes a carbon neutrality goal for the state of California by 2045; and sets a goal to maintain net negative emissions thereafter. The Executive Order directs the California Natural Resources Agency (CNRA), California Environmental Protection Agency (CalEPA), the Department

of Food and Agriculture (CDFA), and CARB to include sequestration targets in the Natural and Working Lands Climate Change Implementation Plan consistent with the carbon neutrality goal.

2.7.3.3 CALIFORNIA REGULATIONS AND BUILDING CODES

California has a long history of adopting regulations to improve energy efficiency in new and remodeled buildings. These regulations have kept California's energy consumption relatively flat even with rapid population growth.

TITLE 20 CCR

CCR, Title 20: Division 2, Chapter 4, Article 4, Sections 1601-1608: Appliance Efficiency Regulations regulates the sale of appliances in California. The Appliance Efficiency Regulations include standards for both federally regulated appliances and non-federally regulated appliances. Twenty-three categories of appliances are included in the scope of these regulations. The standards within these regulations apply to appliances that are sold or offered for sale in California, except those sold wholesale in California for final retail sale outside the state and those designed and sold exclusively for use in recreational vehicles or other mobile equipment (CEC 2012).

TITLE 24 CCR

CCR Title 24 Part 6: The California Energy Code was first adopted in 1978 in response to a legislative mandate to reduce California's energy consumption.

The standards are updated periodically to allow consideration and possible incorporation of new energy efficient technologies and methods. CCR, Title 24, Part 11: California Green Building Standards Code (CALGreen) is a comprehensive and uniform regulatory code for all residential, commercial, and school buildings that went in effect on January 1, 2009, and is administered by the California Building Standards Commission.

CALGreen is updated on a regular basis, with the most recent approved update consisting of the 2019 California Green Building Code Standards that became effective January 1, 2020.

Local jurisdictions are permitted to adopt more stringent requirements, as state law provides methods for local enhancements. CALGreen recognizes that many jurisdictions have developed existing construction waste and demolition ordinances and defers to them as the ruling guidance provided they establish a minimum 65% diversion requirement.

The code also provides exemptions for areas not served by construction waste and demolition recycling infrastructure. The State Building Code provides the minimum standard that buildings must meet in order to be certified for occupancy, which is generally enforced by the local building official.

Energy efficient buildings require less electricity; therefore, increased energy efficiency reduces fossil fuel consumption and decreases GHG emissions. The 2019 version of Title 24 was adopted by the California Energy Commission (CEC) and became effective on January 1, 2020.

The 2019 Title 24 standards will result in less energy use, thereby reducing GHG emissions associated with energy consumption in the South Coast Air Basin (SCAB) and across the State of California. For example, the 2019 Title 24 standards will require solar photovoltaic systems for new homes, establish requirements for newly constructed healthcare facilities, encourage demand responsive technologies for residential buildings, and update indoor and outdoor lighting requirements for nonresidential buildings.

The CEC anticipates that single-family homes built with the 2019 standards will use approximately 7% less energy compared to the residential homes built under the 2016 standards. Additionally, after implementation of solar photovoltaic systems, homes built under the 2019 standards will use about 53% less energy than homes built under the 2016 standards. Nonresidential buildings (such as the Project) will use approximately 30% less energy due to lighting upgrade requirements (19).

Because the Project will be constructed after January 1, 2019, the 2019 CALGreen standards are applicable to the Project and require, among other items (20):

- Short-term bicycle parking. If the new project or an additional alteration is anticipated to generate visitor traffic, provide permanently anchored bicycle racks within 200 feet of the visitors' entrance, readily visible to passers-by, for 5% of new visitor motorized vehicle parking spaces being added, with a minimum of one two-bike capacity rack (5.106.4.1.1).
- Long-term bicycle parking. For new buildings with tenant spaces that have 10 or more tenant-occupants, provide secure bicycle parking for 5% of the tenant-occupant vehicular parking spaces with a minimum of one bicycle parking facility (5.106.4.1.2).
- Designated parking for clean air vehicles. In new projects or additions to alterations that add 10 or more vehicular parking spaces, provide designated parking for any combination of low-emitting, fuel-efficient and carpool/van pool vehicles as shown in Table 5.106.5.2 (5.106.5.2).
- EV charging stations. New construction shall facilitate the future installation of EV supply equipment. The compliance requires empty raceways for future conduit and documentation that the electrical system has adequate capacity for the future load. The number of spaces to be provided for is contained in Table 5.106. 5.3.3 (5.106.5.3).
- Outdoor light pollution reduction. Outdoor lighting systems shall be designed to meet the backlight, uplight and glare ratings per Table 5.106.8 (5.106.8)
- Construction waste management. Recycle and/or salvage for reuse a minimum of 65% of the nonhazardous construction and demolition waste in accordance with Section 5.408.1.1. 5.405.1.2, or 5.408.1.3; or meet a local construction and demolition waste management ordinance, whichever is more stringent (5.408.1).
- Excavated soil and land clearing debris. 100% of trees, stumps, rocks and associated vegetation and soils resulting primarily from land clearing shall be reused or recycled. For a phased project, such material may be stockpiled on site until the storage site is developed (5.408.3).

- Recycling by Occupants. Provide readily accessible areas that serve the entire building and are identified for the depositing, storage and collection of non-hazardous materials for recycling, including (at a minimum) paper, corrugated cardboard, glass, plastics, organic waste, and metals or meet a lawfully enacted local recycling ordinance, if more restrictive (5.410.1).
- Water conserving plumbing fixtures and fittings. Plumbing fixtures (water closets and urinals) and fittings (faucets and showerheads) shall comply with the following:
  - Water Closets. The effective flush volume of all water closets shall not exceed 1.28 gallons per flush (5.303.3.1)
  - Urinals. The effective flush volume of wall-mounted urinals shall not exceed 0.125 gallons per flush (5.303.3.2.1). The effective flush volume of floor-mounted or other urinals shall not exceed 0.5 gallons per flush (5.303.3.2.2).
  - Showerheads. Single showerheads shall have a minimum flow rate of not more than 1.8 gallons per minute and 80 psi (5.303.3.3.1). When a shower is served by more than one showerhead, the combine flow rate of all showerheads and/or other shower outlets controlled by a single valve shall not exceed 1.8 gallons per minute at 80 psi (5.303.3.3.2).
  - Faucets and fountains. Nonresidential lavatory faucets shall have a maximum flow rate of not more than 0.5 gallons per minute at 60 psi (5.303.3.4.1). Kitchen faucets shall have a maximum flow rate of not more than 1.8 gallons per minute of 60 psi (5.303.3.4.2). Wash fountains shall have a maximum flow rate of not more than 1.8 gallons per minute (5.303.3.4.3). Metering faucets shall not deliver more than 0.20 gallons per cycle (5.303.3.4.4). Metering faucets for wash fountains shall have a maximum flow rate not more than 0.20 gallons per cycle (5.303.3.4.5).
- Outdoor portable water use in landscaped areas. Nonresidential developments shall comply with a local water efficient landscape ordinance or the current California Department of Water Resources' Model Water Efficient (MWELO), whichever is more stringent (5.304.1).
- Water meters. Separate submeters or metering devices shall be installed for new buildings or additions in excess of 50,000 sf or for excess consumption where any tenant within a new building or within an addition that is project to consume more than 1,000 gallons per day (5.303.1.1 and 5.303.1.2).
- Outdoor water use in rehabilitated landscape projects equal or greater than 2,500 sf. Rehabilitated landscape projects with an aggregate landscape area equal to or greater than 2,500 sf requiring a building or landscape permit (5.304.3).
- Commissioning. For new buildings 10,000 sf and over, building commissioning shall be included in the design and construction processes of the building project to verify that the building systems and components meet the owner's or owner representative's project requirements (5.410.2).

MWELO

The MWELO was required by AB 1881, the Water Conservation Act. The bill required local agencies to adopt a local landscape ordinance at least as effective in conserving water as the Model Ordinance by January 1, 2010. Reductions in water use of 20% consistent with (SBX-7-7) 2020 mandate are expected upon compliance with the ordinance. Governor Brown's Drought Executive Order of April 1, 2015 (Executive Order B-29-15) directed Department of Water

Resources (DWR) to update the Ordinance through expedited regulation. The California Water Commission approved the revised Ordinance on July 15, 2015 effective December 15, 2015. New development projects that include landscape areas of 500 sf or more are subject to the Ordinance. The update requires:

- More efficient irrigation systems;
- Incentives for graywater usage;
- Improvements in on-site stormwater capture;
- Limiting the portion of landscapes that can be planted with high water use plants; and
- Reporting requirements for local agencies.

CARB REFRIGERANT MANAGEMENT PROGRAM

CARB adopted a regulation in 2009 to reduce refrigerant GHG emissions from stationary sources through refrigerant leak detection and monitoring, leak repair, system retirement and retrofitting, reporting and recordkeeping, and proper refrigerant cylinder use, sale, and disposal. The regulation is set forth in sections 95380 to 95398 of Title 17, CCR. The rules implementing the regulation establish a limit on statewide GHG emissions from stationary facilities with refrigeration systems with more than 50 pounds of a high GWP refrigerant. The refrigerant management program is designed to (1) reduce emissions of high-GWP GHG refrigerants from leaky stationary, non-residential refrigeration equipment; (2) reduce emissions from the installation and servicing of refrigeration and air-conditioning appliances using high-GWP refrigerants; and (3) verify GHG emission reductions.

TRACTOR-TRAILER GHG REGULATION

The tractors and trailers subject to this regulation must either use EPA SmartWay certified tractors and trailers or retrofit their existing fleet with SmartWay verified technologies. The regulation applies primarily to owners of 53-foot or longer box-type trailers, including both dry-van and refrigerated-van trailers, and owners of the heavy-duty tractors that pull them on California highways. These owners are responsible for replacing or retrofitting their affected vehicles with compliant aerodynamic technologies and low rolling resistance tires. Sleeper cab tractors model year 2011 and later must be SmartWay certified. All other tractors must use SmartWay verified low rolling resistance tires. There are also requirements for trailers to have low rolling resistance tires and aerodynamic devices.

PHASE I AND 2 HEAVY-DUTY VEHICLE GHG STANDARDS

CARB has adopted a new regulation for GHG emissions from HDTs and engines sold in California. It establishes GHG emission limits on truck and engine manufacturers and harmonizes with the EPA rule for new trucks and engines nationally. Existing heavy-duty vehicle regulations in California include engine criteria emission standards, tractor-trailer GHG requirements to implement SmartWay strategies (i.e., the Heavy-Duty Tractor-Trailer GHG Regulation), and in-use fleet retrofit requirements such as the Truck and Bus Regulation. In September 2011, the EPA adopted their new rule for HDTs and engines. The EPA rule has compliance requirements for new compression and spark ignition engines, as well as trucks from Class 2b through Class 8.

Compliance requirements begin with model year 2014 with stringency levels increasing through model year 2018. The rule organizes truck compliance into three groupings, which include a) heavy-duty pickups and vans; b) vocational vehicles; and c) combination tractors. The EPA rule does not regulate trailers.

CARB staff has worked jointly with the EPA and the NHTSA on the next phase of federal GHG emission standards for medium-duty trucks (MDT) and HDT vehicles, called federal Phase 2. The federal Phase 2 standards were built on the improvements in engine and vehicle efficiency required by the Phase 1 emission standards and represent a significant opportunity to achieve further GHG reductions for 2018 and later model year HDT vehicles, including trailers. But as discussed above, the EPA and NHTSA have proposed to roll back GHG and fuel economy standards for cars and light-duty trucks, which suggests a similar rollback of Phase 2 standards for MDT and HDT vehicles may be pursued.

In February 2019, the OAL approved the Phase 2 Heavy-Duty Vehicle GHG Standards and became effective April 1, 2019. The Phase 2 GHG standards are needed to offset projected VMT growth and keep heavy-duty truck CO_2 emissions declining. The federal Phase 2 standards establish for the first time, federal emissions requirements for trailers hauled by heavy-duty tractors. The federal Phase 2 standards are more technology-forcing than the federal Phase 1 standards, requiring manufacturers to improve existing technologies or develop new technologies to meet the standards. The federal Phase 2 standards for tractors, vocational vehicles, and heavy-duty pick-up trucks and vans (PUVs) will be phased-in from 2021-2027, additionally for trailers, the standards are phased-in from 2018 (2020 in California) through 2027 (40).

SB 97 AND THE *CEQA GUIDELINES* UPDATE

Passed in August 2007, SB 97 added Section 21083.05 to the Public Resources Code. The code states "(a) On or before July 1, 2009, the Office of Planning and Research (OPR) shall prepare, develop, and transmit to the Resources Agency guidelines for the mitigation of GHG emissions or the effects of GHG emissions as required by this division, including, but not limited to, effects associated with transportation or energy consumption. (b) On or before January 1, 2010, the Resources Agency shall certify and adopt guidelines prepared and developed by the OPR pursuant to subdivision (a)." Section 21097 was also added to the Public Resources Code. It provided CEQA protection until January 1, 2010 for transportation projects funded by the Highway Safety, Traffic Reduction, Air Quality, and Port Security Bond Act of 2006 or projects funded by the Disaster Preparedness and Flood Prevention Bond Act of 2006, in stating that the failure to analyze adequately the effects of GHGs would not violate CEQA.

On December 28, 2018, the Natural Resources Agency announced the OAL approved the amendments to the *CEQA Guidelines* for implementing the CEQA. The CEQA Amendments provide guidance to public agencies regarding the analysis and mitigation of the effects of GHG emissions in CEQA documents. The CEQA Amendments fit within the existing CEQA framework by amending existing *CEQA Guidelines* to reference climate change.

Section 15064.4 was amended to state that in determining the significance of a project's GHG emissions, the lead agency should focus its analysis on the reasonably foreseeable incremental

contribution of the project's emissions to the effects of climate change. A project's incremental contribution may be cumulatively considerable even if it appears relatively small compared to statewide, national or global emissions. The agency's analysis should consider a timeframe that is appropriate for the project. The agency's analysis also must reasonably reflect evolving scientific knowledge and state regulatory schemes. Additionally, a lead agency may use a model or methodology to estimate GHG emissions resulting from a project. The lead agency has discretion to select the model or methodology it considers most appropriate to enable decision makers to intelligently take into account the project's incremental contribution to climate change. The lead agency must support its selection of a model or methodology with substantial evidence. The lead agency should explain the limitations of the particular model or methodology selected for use (41).

2.7.4 REGIONAL

The project is within the SCAB, which is under the jurisdiction of the SCAQMD.

SCAQMD

SCAQMD is the agency responsible for air quality planning and regulation in the SCAB. The SCAQMD addresses the impacts to climate change of projects subject to SCAQMD permit as a lead agency if they are the only agency having discretionary approval for the project and acts as a responsible agency when a land use agency must also approve discretionary permits for the project. The SCAQMD acts as an expert commenting agency for impacts to air quality. This expertise carries over to GHG emissions, so the agency helps local land use agencies through the development of models and emission thresholds that can be used to address GHG emissions.

In 2008, SCAQMD formed a Working Group to identify GHG emissions thresholds for land use projects that could be used by local lead agencies in the SCAB. The Working Group developed several different options that are contained in the SCAQMD Draft Guidance Document – Interim CEQA GHG Significance Threshold, that could be applied by lead agencies. The working group has not provided additional guidance since release of the interim guidance in 2008. The SCAQMD Board has not approved the thresholds; however, the Guidance Document provides substantial evidence supporting the approaches to significance of GHG emissions that can be considered by the lead agency in adopting its own threshold. The current interim thresholds consist of the following tiered approach:

- Tier 1 consists of evaluating whether or not the project qualifies for any applicable exemption under CEQA.
- Tier 2 consists of determining whether the project is consistent with a GHG reduction plan. If a project is consistent with a qualifying local GHG reduction plan, it does not have significant GHG emissions.
- Tier 3 consists of screening values, which the lead agency can choose, but must be consistent with all projects within its jurisdiction. A project's construction emissions are averaged over 30 years and are added to the project's operational emissions. If a project's emissions are below one of the following screening thresholds, then the project is less than significant:

  - Residential and commercial land use: 3,000 $MTCO_2e$/yr
  - Industrial land use: 10,000 $MTCO_2e$/yr
  - Based on land use type: residential: 3,500 $MTCO_2e$/yr; commercial: 1,400 $MTCO_2e$/yr; or mixed use: 3,000 $MTCO_2e$/yr
- Tier 4 has the following options:
  - Option 1: Reduce Business-as-Usual (BAU) emissions by a certain percentage; this percentage is currently undefined.
  - Option 2: Early implementation of applicable AB 32 Scoping Plan measures
  - Option 3: 2020 target for service populations (SP), which includes residents and employees: 4.8 $MTCO_2e$ per SP per year for projects and 6.6 $MTCO_2e$ per SP per year for plans;
  - Option 3, 2035 target: 3.0 $MTCO_2e$ per SP per year for projects and 4.1 $MTCO_2e$ per SP per year for plans
- Tier 5 involves mitigation offsets to achieve target significance threshold.

The SCAQMD's interim thresholds used the Executive Order S-3-05-year 2050 goal as the basis for the Tier 3 screening level. Achieving the Executive Order's objective would contribute to worldwide efforts to cap CO_2 concentrations at 450 ppm, thus stabilizing global climate.

SCAQMD only has authority over GHG emissions from development projects that include air quality permits. At this time, it is unknown if the project would include stationary sources of emissions subject to SCAQMD permits. Notwithstanding, if the Project requires a stationary permit, it would be subject to the applicable SCAQMD regulations.

SCAQMD Regulation XXVII, adopted in 2009 includes the following rules:

- Rule 2700 defines terms and post global warming potentials.
- Rule 2701, SoCal Climate Solutions Exchange, establishes a voluntary program to encourage, quantify, and certify voluntary, high quality certified GHG emission reductions in the SCAQMD.
- Rule 2702, GHG Reduction Program created a program to produce GHG emission reductions within the SCAQMD. The SCAQMD will fund projects through contracts in response to requests for proposals or purchase reductions from other parties.

2.8 CITY OF FULLERTON

In order to aggressively address the threats of global climate change, the City has prepared a CAP, which provides a framework for reducing GHG emissions and managing resources to best prepare for a changing climate (42). The CAP recommends GHG emissions targets that are consistent with the reduction targets of the State of California and presents a number of strategies that will make it possible for the City to meet the recommended targets. Projects that demonstrate consistency with the strategies, actions, and emission reduction targets contained in the CAP would have a less than significant impact on climate change.

This page intentionally left blank

3 PROJECT GHG IMPACT

3.1 INTRODUCTION

The Project has been evaluated to determine if it will result in a significant GHG impact. The significance of these potential impacts is described in the following section.

3.2 STANDARDS OF SIGNIFICANCE

The criteria used to determine the significance of potential Project-related GHG impacts are taken from the Initial Study Checklist in Appendix G of the State *CEQA Guidelines* (14 CCR of Regulations §§15000, et seq.). Based on these thresholds, a project would result in a significant impact related to GHG if it would (1):

- Generate GHG emissions, either directly or indirectly, that may have a significant impact on the environment?
- Conflict with an applicable plan, policy or regulation adopted for the purpose of reducing the emissions of GHGs?

3.3 MODELS EMPLOYED TO ANALYZE GHGS

3.3.1 CALIFORNIA EMISSIONS ESTIMATOR MODEL (CALEEMOD)

On October 17, 2017, the SCAQMD, in conjunction with the California Air Pollution Control Officers Association (CAPCOA) and other California air districts, released the latest version of the CalEEMod Version 2016.3.2. The purpose of this model is to calculate construction-source and operational-source criteria pollutants and GHG emissions from direct and indirect sources; and quantify applicable air quality and GHG reductions achieved from mitigation measures (43). Accordingly, the latest version of CalEEMod has been used for this Project to determine GHG emissions. Output from the model runs for construction and operational activity are provided in Appendices 3.1 through 3.5. CalEEMod includes GHG emissions from the following source categories: construction, area, energy, mobile, waste, water.

3.3.1.1 LAND USES MODELED IN CALEEMOD

As previously stated, the Project under the Optional Site Plan is evaluated in this GHGA and is proposed to consist of 1,609,384 sf (804,692 sf of high cube fulfillment center use and 804,692 sf of high-cube cold storage warehouse use, inclusive of office uses).

For purposes of analysis, the following land uses were modeled based on consultation with the Project Applicant and information provided in the Site Plan. The following land uses represent a conservative estimate of emissions that would occur from potential future tenants:

- 804.692 thousand sf (TSF) of Refrigerated Warehouse – No Rail [5]

[5] As per the CalEEMod User's Guide, the Refrigerated Warehouse – No Rail land use is defined as a warehouse that has refrigeration and no rail spur.

- 804.692 TSF of Unrefrigerated Warehouse – No Rail[6]
- 1,175 Space Parking Lot
- 800.133 TSF Other Asphalt Surfaces[7]

3.3.2 EMFAC2017 EMISSION RATES

On August 19, 2019, the EPA approved the 2017 version of the EMissions FACtor model (EMFAC) web database for use in State Implementation Plan and transportation conformity analyses. EMFAC2017 is a mathematical model that was developed to calculate emission rates, fuel consumption, VMT from motor vehicles that operate on highways, freeways, and local roads in California and is commonly used by CARB to project changes in future emissions from on-road mobile sources (44). This GHGA utilizes annual EMFAC2017 emission factors in order to derive vehicle emissions associated with Project operational activities.

Because the EMFAC2017 emission rates are associated with vehicle fuel types while CalEEMod vehicle emission factors are aggregated to include all fuel types for each individual vehicle class, the EMFAC2017 emission rates for different fuel types of a vehicle class are averaged by activity or by population and activity to derive CalEEMod emission factors. The equations applied to obtain CalEEMod vehicle emission factors for each emission type are detailed in CalEEMod User's Guide *Appendix A: Calculation Details for CalEEMod* (45).

3.4 LIFE-CYCLE ANALYSIS NOT REQUIRED

A full life-cycle analysis (LCA) for construction and operational activity is not included in this analysis due to the lack of consensus guidance on LCA methodology at this time (46). Life-cycle analysis (i.e., assessing economy-wide GHG emissions from the processes in manufacturing and transporting all raw materials used in the Project development, infrastructure and on-going operations) depends on emission factors or econometric factors that are not well established for all processes. At this time, an LCA would be extremely speculative and thus has not been prepared.

Additionally, the SCAQMD recommends analyzing direct and indirect project GHG emissions generated within California and not life-cycle emissions because the life-cycle effects from a project could occur outside of California, might not be very well understood or documented, and would be challenging to mitigate (47). Additionally, the science to calculate life cycle emissions is not yet established or well defined; therefore, SCAQMD has not recommended, and is not requiring, life-cycle emissions analysis.

3.5 CONSTRUCTION EMISSIONS

Project construction actvities would generate CO_2 and CH_4 emissions The report *Goodman Logistics Center Fullerton Air Quality Impact Analysis Report* (AQIA) (Urban Crossroads, Inc.)

[6] As per the CalEEMod User's Guide, the Unrefrigerated Warehouse – No Rail land use is defined as a warehouse that does not have refrigeration and no rail spur.

[7] The remaining 101,554 sf of the total Project Area will be modeled in CalEEMod as Other Asphalt Surfaces as non-asphalt areas. Per the User's Guide, this land use category is defined as asphalt areas that are not used as a parking lot.

contains detailed information regarding Project construction activities (48) As discussed in the AQIA, Construction related emissions are expected from the following construction activities:

- Demolition
- Concrete Crushing/Asphalt Pulverizing
- Site Preparation
- Grading
- Building Construction
- Paving
- Architectural Coating

3.5.1 CONSTRUCTION DURATION

For purposes of analysis, construction is expected to commence in Spring 2021 and will last through Summer 2022. The construction schedule utilized in the analysis, shown in Table 3-1, represents a "worst-case" analysis scenario should construction occur any time after the respective dates since emission factors for construction decrease as time passes and the analysis year increases due to emission regulations becoming more stringent.[8] The duration of construction activity and associated equipment represents a reasonable approximation of the expected construction fleet as required per *CEQA Guidelines* (49). The duration of construction activity was based on the information provided by the Project Applicant.

TABLE 3-1: CONSTRUCTION DURATION

Phase Name	Start Date	End Date	Days
Demolition	04/02/2021	09/20/2021	122
Crushing/Pulverizing	06/29/2021	09/20/2021	60
Site Preparation	05/11/2021	10/04/2021	105
Grading	05/25/2021	05/04/2022	247
Building Construction	07/02/2021	04/28/2022	215
Paving	10/28/2021	06/30/2022	176
Architectural Coating	11/08/2021	05/19/2022	139

Source: Construction activity based on information provided by the Project Applicant and the 2022 Opening Year.

3.5.2 CONSTRUCTION EQUIPMENT

The construction equipment fleet was based on CalEEMod defaults and confirmed with the Project Applicant. A detailed summary of construction equipment assumptions by phase is

[8] As shown in the CalEEMod User's Guide Version 2016.3.2, Section 4.3 "OFFROAD Equipment" as the analysis year increases, emission factors for the same equipment pieces decrease due to the natural turnover of older equipment being replaced by newer less polluting equipment and new regulatory requirements.

provided at Table 3-2. Please refer to specific detailed modeling inputs/outputs contained in Appendix 3.1 of this GHGA.

TABLE 3-2: CONSTRUCTION EQUIPMENT ASSUMPTIONS

Phase Name	Equipment[A]	Amount	Hours Per Day
Demolition	Excavators	8	8
	Forklift	1	8
	Rubber Tired Dozers	2	8
	Skid Steer	3	8
	Tractor/Loader/Backhoe	1	8
	Water Trucks	2	8
Crushing/Pulverizing	Generator Sets	2	8
Site Preparation	Rubber Tired Dozers	3	8
	Tractor/Loader/Backhoe	4	8
Grading	Blade	1	8
	Rubber Tired Dozers	1	8
	Scrapers	8	8
	Tractor/Loader/Backhoe	1	8
	Water Pull	1	8
Building Construction	Cranes	1	8
	Forklift	3	8
	Generator Sets	1	8
	Tractor/Loader/Backhoe	3	8
	Welders	1	8
Paving	Pavers	2	8
	Paving Equipment	2	8
	Rollers	2	8
Architectural Coating	Air Compressors	1	8

Source: Construction equipment based on CalEEMod defaults and confirmed with the Project Applicant.

[A] For purposes of analysis, Water Trucks have been modeled in CalEEMod as Other Construction Equipment, Blades as Graders, Water Pull as Other Construction Equipment. Based on information provided by the Project Applicant, Grading activities will require the use of 6 Scrapers operating at 457 horsepower (HP) and 2 Scrapers operating at 407 HP.

3.5.3 CONSTRUCTION EMISSIONS SUMMARY

For construction phase Project emissions, GHGs are quantified and amortized over the life of the Project. To amortize the emissions over the life of the Project, the SCAQMD recommends calculating the total GHG emissions for the construction activities, dividing it by a 30-year Project life then adding that number to the annual operational phase GHG emissions (50). As such, construction emissions were amortized over a 30-year period and added to the annual

operational phase GHG emissions. The amortized construction emissions are presented in Table 3-3.

TABLE 3-3: AMORTIZED ANNUAL CONSTRUCTION EMISSIONS

Year	Emissions (MT/yr)			
	CO_2	CH_4	N_2O	Total CO_2e[9]
2021	3,514.19	0.50	0.00	3,526.78
2022	1,663.65	0.20	0.00	1,668.69
Total	5,177.84	0.71	0.00	5,195.47
Amortized Construction Emissions ($MTCO_2e$)	**172.59**	**0.02**	**0.00**	**173.18**

Note: Emissions for the 2021 year are inclusive of crushing emissions
Source: CalEEMod annual construction-source emissions are presented in Appendix 3.1.

3.6 OPERATIONAL EMISSIONS

Operational activities associated with the Project will result in emissions of CO_2, CH_4, and N_2O from the following primary sources:

- Area Source Emissions
- Energy Source Emissions
- Mobile Source Emissions
- On-Site Cargo Handling Equipment Emissions
- Water Supply, Treatment, and Distribution
- Solid Waste

3.6.1 AREA SOURCE EMISSIONS

LANDSCAPE MAINTENANCE EQUIPMENT

Landscape maintenance equipment would generate emissions from fuel combustion and evaporation of unburned fuel. Equipment in this category would include lawnmowers, shedders/grinders, blowers, trimmers, chain saws, and hedge trimmers used to maintain the landscaping of the Project. The emissions associated with landscape maintenance equipment were calculated based on assumptions provided in CalEEMod.

3.6.1.1 PROJECT AREA SOURCE EMISSIONS

The area source emissions for the Project were calculated using CalEEMod defaults and area presented in Table 3-4.

[9] CalEEMod reports the most common GHGs emitted which include CO_2, CH_4, and N_2O. These GHGs are then converted into the CO_2e by multiplying the individual GHG by the GWP.

TABLE 3-4: AREA SOURCE EMISSIONS

Subcategory	Emissions (MT/yr)			
	CO_2	CH_4	N_2O	Total CO_2e
Landscaping	0.09	2.3E-04	0.00	0.09
Total CO_2e (Area Source)	**0.09**	**2.3E-04**	**0.00**	**0.09**

3.6.2 ENERGY SOURCE EMISSIONS

COMBUSTION EMISSIONS ASSOCIATED WITH NATURAL GAS AND ELECTRICITY

GHGs are emitted from buildings as a result of activities for which electricity and natural gas are typically used as energy sources. Combustion of any type of fuel emits CO_2 and other GHGs directly into the atmosphere; these emissions are considered direct emissions associated with a building; the building energy use emissions do not include street lighting[10]. GHGs are also emitted during the generation of electricity from fossil fuels; these emissions are considered to be indirect emissions. GHG emissions associated with the natural gas and electricity usage associated with the Project were calculated by CalEEMod using default parameters.

TITLE 24 ENERGY EFFICIENCY STANDARDS

The CalEEMod defaults for Title 24 – Electricity and Lighting Energy were reduced by 30% in order to reflect consistency with the 2019 Title 24 standard.

3.6.2.1 PROJECT ENERGY SOURCE EMISSIONS

The energy source emissions for the Project were calculated using CalEEMod defaults and are presented in Table 3-5.

TABLE 3-5: ENERGY SOURCE EMISSIONS

Subcategory	Emissions (MT/yr)			
	CO_2	CH_4	N_2O	Total CO_2e
Natural Gas	147.29	2.82E-03	2.70E-03	148.16
Electricity	6,403.25	0.26	0.05	6,426.15
Total CO_2e (Energy Source)	**6,550.53**	**0.27**	**0.06**	**6,574.32**

3.6.3 MOBILE SOURCE EMISSIONS

The Project related GHG emissions derive primarily from vehicle and truck trips generated by the Project. Trip characteristics available from the *Goodman Logistics Center Fullerton Traffic Impact Analysis* (TIA) report were utilized in this analysis. Per the TIA prepared by Urban Crossroads, Inc. the Project is expected to generate a total of approximately 3,422 two-way vehicular trips per

[10] The CalEEMod emissions inventory model does not include indirect emission related to street lighting. Indirect emissions related to street lighting are expected to be negligible and cannot be accurately quantified at this time as there is insufficient information as to the number and type of street lighting that would occur.

day (1,711 inbound and 1,711 outbound) (51). The passenger car and truck fleet for the proposed industrial uses are broken down by passenger car and truck type (or axle type).

3.5.3.1 APPROACH FOR ANALYSIS OF THE PROJECT

Two separate model runs were utilized for cars and trucks in order to more accurately model emissions resulting from passenger car and truck operations.

PASSENGER CARS

The first run analyzed passenger car emissions, incorporated the CalEEMod default trip length of 16.6 miles for passenger cars and an assumption of 100% primary trips. It is important to note that although the TIA does not breakdown passenger cars by type, this analysis assumes that passenger cars include Light-Duty-Auto vehicles (LDA), Light-Duty-Trucks (LDT1[11] & LDT2[12]), and Medium-Duty-Vehicles (MDV) vehicle types. In order to account for emissions generated by passenger cars, the fleet mix presented in Table 3-6 was utilized in this analysis.

TABLE 3-6: PASSENGER CAR FLEET MIX[13]

Land Use	Vehicle Type	%
High-Cube Fulfillment Center Warehouse/ High-Cube Cold Storage Warehouse	LDA	60.63
	LDT1	4.67
	LDT2	22.62
	MDV	12.08

TRUCKS

The second run analyzed truck emissions, incorporated the SCAQMD recommended truck trip length of 40 miles[14] and an assumption of 100% primary trips. In order to be consistent with the TIA, trucks are broken down by truck type. The trucks are comprised of 2-axle/Light-Heavy-Duty Trucks (LHDT), 3-axle/Medium-Heavy-Duty Trucks (MHDT), and 4+-axle/Heavy-Heavy-Duty Trucks (HHDT). In order to account for emissions generated by trucks, the fleet mix presented in Table 3-7 was utilized in this analysis.

[11] Vehicles under the LDT1 category have a gross vehicle weight rating (GVWR) of less than 6,000 lbs. and equivalent test weight (ETW) of less than or equal to 3,750 lbs.

[12] Vehicles under the LDT2 category have a GVWR of less than 6,000 lbs. and ETW between 3,751 lbs. and 5,750 lbs.

[13] The Project-specific passenger car fleet mix used in this analysis is based on a proportional split utilizing the CalEEMod default percentage assigned to LDA, LDT1, LDT2, and MDV vehicle types.

[14] The average trip length for heavy trucks were based on the SCAQMD documents for the implementation of the Facility Based Mobile Source Measures (FBMSMs) adopted in the 2016 AQMP. SCAQMD's "Preliminary Warehouse Emission Calculations" cites 39.9-mile trip length for heavy-heavy trucks **Invalid source specified.**. As a conservative measure, a trip length of 40 miles has been utilized for all trucks for the purpose of this analysis.

TABLE 3-7: TRUCK FLEET MIX[15]

Land use	Vehicle Type	%
High-Cube Fulfillment Center Warehouse	LHDT	10.62
	MHDT	10.62
	HHDT	78.76
High-Cube Cold Storage Warehouse	LHDT	34.78
	MHDT	10.87
	HHDT	54.35

3.6.3.1 PROJECT MOBILE SOURCE EMISSIONS

The mobile source emissions for the Project were calculated using CalEEMod defaults and area presented in Table 3-8.

TABLE 3-8: MOBILE SOURCE EMISSIONS

Subcategory	Emissions (MT/yr)			
	CO_2	CH_4	N_2O	Total CO_2e
Passenger Cars	4,609.47	0.10	0.00	4,611.95
Trucks	15,357.98	1.16	0.00	15,386.97
Total CO_2e (Mobile Source)	**19,967.45**	**1.26**	**0.00**	**19,998.92**

3.6.4 ON-SITE CARGO HANDLING EQUIPMENT EMISSIONS

It is common for industrial warehouse buildings to require cargo handling equipment to move empty containers and empty chassis to and from the various pieces of cargo handling equipment that receive and distribute containers. The most common type of cargo handling equipment is the yard truck which is designed for moving cargo containers. Yard trucks are also known as yard goats, utility tractors (UTRs), hustlers, yard hostlers, and yard tractors. The cargo handling equipment is assumed to have a horsepower (hp) range of approximately 175 hp to 200 hp. Based on the latest available information from SCAQMD (52). For this particular Project, based on the maximum square footage of warehouse building space permitted by the Project, on-site modeled operational equipment includes up to six (6) 200 hp, compressed natural gas or gasoline-powered yard tractors operating at 4 hours a day for 365 days of the year.

3.6.4.1 PROJECT ON-SITE CARGO HANDLING EQUIPMENT SOURCE EMISSIONS

The on-site cargo handling equipment source emissions for the Project were calculated using CalEEMod defaults and area presented in Table 3-9.

[15] Project-specific truck fleet mix is based on the number of trips generated by each truck type (LHDT, MHDT, HHDT) relative to the total number of truck trips generated by the Project.

TABLE 3-9: ON-SITE CARGO HANDLING EQUPMENT SOURCE EMISSIONS

Subcategory	Emissions (MT/yr)			
	CO_2	CH_4	N_2O	Total CO_2e
On-Site Cargo Handling Equipment	304.75	0.10	0.00	307.22
Total CO_2e (On-Site Cargo Handling Equipment Source)	**304.75**	**0.10**	**0.00**	**307.22**

3.6.5 WATER SUPPLY, TREATMENT AND DISTRIBUTION

Indirect GHG emissions result from the production of electricity used to convey, treat and distribute water and wastewater. The amount of electricity required to convey, treat and distribute water depends on the volume of water as well as the sources of the water. Information provided in the *Goodman Logistics Center Fullerton Water Infrastructure Summary* (Water Memorandum) by Tait & Associates, Inc. were used to estimate GHG emissions associated with water supply, treatment and distribution for the Project scenario (53). Based on the Water Memorandum, proposed Project will have an indoor water demand of 36,388 gallons per day (gpd) and an outdoor water demand of 7,514 gpd.

3.6.5.1 PROJECT WATER SOURCE EMISSIONS

The water source emissions for the Project were calculated using CalEEMod defaults and area presented in Table 3-10.

TABLE 3-10: WATER SOURCE EMISSIONS

Subcategory	Emissions (MT/yr)			
	CO_2	CH_4	N_2O	Total CO_2e
Water	69.02	0.44	0.01	83.12
Total CO_2e (Water Source)	**69.02**	**0.44**	**0.01**	**83.12**

3.6.6 SOLID WASTE

Industrial land uses will result in the generation and disposal of solid waste. A large percentage of this waste will be diverted from landfills by a variety of means, such as reducing the amount of waste generated, recycling, and/or composting. The remainder of the waste not diverted will be disposed of at a landfill. GHG emissions from landfills are associated with the anaerobic breakdown of material. GHG emissions associated with the disposal of solid waste associated with the Project were calculated by CalEEMod using default parameters.

3.6.6.1 PROJECT SOLID WASTE SOURCE EMISSIONS

The solid waste source emissions for the Project were calculated using CalEEMod defaults and area presented in Table 3-11.

TABLE 3-11: SOLD WASTE SOURCE EMISSIONS

Subcategory	Emissions (MT/yr)			
	CO_2	CH_4	N_2O	Total CO_2e
Solid Waste	307.09	18.15	0.00	760.80
Total CO_2e (Sold Waste Source)	**307.09**	**18.15**	**0.00**	**760.80**

3.7 EMISSIONS SUMMARY

3.7.1 EXISTING GHG EMISSIONS

As previously stated, the Project site is currently occupied by the Kimberly-Clark manufacturing facility includes 1,210,720 sf of existing manufacturing and warehouse buildings. For purposes of GHG analysis, the emissions associated with landscape maintenance equipment were calculated based on assumptions provided in CalEEMod. The existing facility included the operation of a cogeneration turbine which was used as the primary source of energy. It is our understanding that the cogeneration turbine will be relocated to Kimberly-Clark's new facility site in Kentucky. As such, for purposes of this GHG analysis, existing energy usage from the turbine was calculated based on the assumption that the cogeneration turbine produced approximately 5 MW of electricity, and would offset an equivalent amount of electricity from the grid at the Kentucky facility[16]. Taking credit in this manner from the energy-related cogeneration portion of the Project is conservative, since the cogeneration plant when it was operating at the existing Project site generated substantially more GHGs as a result of natural gas usage. Water usage for the existing use was based on bills provided by the Project Applicant from the City of Fullerton. Lastly, mobile source emissions were based on trip generation information provided in the Project-specific TIA. The estimated GHG emissions from the existing development are summarized on Table 3-12.

TABLE 3-12: EXISTING GHG EMISSIONS

Emission Source	Emissions (MT/yr)			
	CO_2	CH_4	N_2O	Total CO_2e
Area Source	0.03	8.00E-05	0.00	0.03
Energy Source (Cogeneration)	-	-	-	13,550.63
Mobile Source (Passenger Car)	1,246.22	0.03	0.00	1,247.00
Mobile Source (Truck)	1,831.97	0.17	0.00	1,836.10
Waste	231.02	13.65	0.00	572.34
Water Usage	1,629.86	11.95	0.29	2,016.26
Total CO_2e (All Sources)	**19,222.36**			

Source: CalEEMod output, See Appendices 3.4 through 3.5 for detailed model outputs.

[16] GHG emissions from the cogeneration turbine were calculated assuming 5 MW of generated electricity and an intensity factor of 2,189 lbs/MWh (utility provider of Kentucky facility) (55).

3.7.2 PROJECT GHG EMISSIONS

The annual GHG emissions associated with the operation of the proposed Project are summarized in Table 3-13. It should be noted that the existing development emissions (previously presented in Table 3-12) were subtracted from the Project GHG emissions to determine the new emissions from the proposed Project. As shown in Table 3-13, construction and operation of the Project would generate a net total of approximately 8,675.29 $MTCO_2e$/yr.

TABLE 3-13: PROJECT GHG EMISSIONS

Emission Source	Emissions (MT/yr)			
	CO_2	CH_4	N_2O	Total CO_2e
Annual construction-related emissions amortized over 30 years	172.59	0.02	0.00	173.18
Area Source	0.09	2.30E-04	0.00	0.09
Energy Source	6,550.53	0.27	0.06	6,574.32
Mobile Source (Passenger Car)	4,609.47	0.10	0.00	4,611.95
Mobile Source (Truck)	15,357.98	1.16	0.00	15,386.97
On-Site Equipment	304.75	0.10	0.00	307.22
Waste	307.09	18.15	0.00	760.80
Water Usage	69.02	0.44	0.01	83.12
Total CO_2e (All Sources)	**27,897.66**			
Existing Emissions	***19,222.36***			
Net Emissions (Project – Existing)	**8,675.29**			
Screening Threshold (CO_2e)	**10,000**			
Threshold Exceeded?	**NO**			

Source: CalEEMod output, See Appendices 3.1 through 3.3 for detailed model outputs.

3.8 GHG EMISSIONS FINDINGS AND RECOMMENDATIONS

3.8.1 GHG IMPACT 1

As shown on Table 3-12, the Project will result in a net total of approximately 8,675.29 $MTCO_2$/yr; the proposed Project would not exceed the SCAQMD/City's screening threshold of 10,000 $MTCO_2e$ per year. Thus, the Project would not have the potential to result in a cumulatively considerable impact with respect to GHG emissions. As such, a less than significant impact is expected.

Therefore, the Project would not generate GHG emissions either directly or indirectly that would result in a significant impact on the environment.

3.8.2 GHG IMPACT 2

The Project's consistency with SB 32 (2017 Scoping Plan), is discussed below. Consistency with AB 32 and the 2008 Scoping Plan is not necessary, since the target year for AB 32 and the 2008 Scoping Plan was 2020, and the Project's buildout year is 2022. As such the 2008 Scoping Plan does not apply and consistency with the 2017 Scoping Plan is relevant. Project consistency with SB 32 and City of Fullerton CAP are evaluated in the following discussion.

CITY OF FULLERTON CAP CONSISTENCY

The City of Fullerton adopted a CAP in February 2012. The CAP provides a framework for reducing GHG emissions and managing resources to best prepare for a changing climate. As identified in the CAP, when determining whether a proposed project is consistent with the CAP, the following should be considered:

> *Step 1: Consider the consistency of the discretionary project (magnitude and location of growth) with The Fullerton Plan's year 2030 growth projections, which are the basis of the GHG emissions inventory projects. If the project is consistent with The Fullerton Plan projections, the project is consistent with the CAP.*

The CAP then states:

> *"If the discretionary project is not consistent with The Fullerton Plan's year 2030 growth projections, the project is not necessarily inconsistent with the CAP"*

The following analyzes project consistency in accordance with Step 1.

The proposed Project would be located in the Southeast Industrial Focus Area of The Fullerton Plan and is consistent with the growth projections for this Focus Area. As indicated in Table 3-4, *Projected Land Use Change—Focus Areas, of The Fullerton Plan EIR*, the land use buildout assumptions for this Focus Area forecast over 2.65 million sf of additional nonresidential uses. As indicated in Table 5.2-10, *Forecast Employment Growth—Focus Area*, The Fullerton Plan assumes 2,775 new employees in the Southeast Industrial Focus Area (11.5% of the total employment growth in the City). It is expected that the proposed Project would create between 1,500 and 2,000 employment opportunities during long-term operations. For comparison, based on employment generation factors presented in The Fullerton Plan, the Project's total 1,609,384 sf of industrial uses in the Southeast Industrial Focus Area would generate approximately 1,620 employees (based on the average space utilization of 1,145 sf of industrial space per employee and 343 sf of office space per employee (54)[17]. Based on an average of the number of employees at the existing Kimberly-Clark facility over the five-year period between 2015 and 2019, there was an average of approximately 325 individuals (including on-site contractors) employed. Accordingly, based on the Project Applicant's employment estimates there would be a net increase of up to 1,675 employment opportunities in the City with implementation of the proposed Project. This is within the anticipated employment growth in the Southeast Industrial Focus Area (approximately 2,546 jobs associated with light industrial uses). The proposed Project would result in development and employment that has been anticipated and planned for by the

[17] Assumes the project would have an industrial office breakdown of 1,504,384 sf of industrial space and 105,000 sf of office space.

City for the Southeast Industrial Focus Area. The Project's employment would not exceed and would be consistent with The Fullerton Plan's year 2030 population and employment growth projections. Therefore, the employment growth resulting from the project would be consistent with the CAP, resulting in a less than significant impact related to GHG emissions. The Project is consistent with the CAP based on the Step 1 analysis.

The CAP recommends GHG emissions targets that are consistent with the reduction targets of the State of California and presents a number of strategies that will make it possible for the City to meet the recommended targets. The CAP includes the following four strategies:

1. Transportation and Mobility Strategy – Promote a balanced transportation system that promotes the use of public transportation and bicycles, reduces congestion, and helps encourage residents to engage in healthy and active lifestyles.
2. Energy Use and Conservation Strategy – Reduce the carbon footprint of municipal operations to serve as a leader for the community and support the construction of buildings that are energy efficient and incorporate clean, renewable energy sources.
3. Water Use and Efficiency Strategy – Conserve and protect water resources and promote efficiency through public education.
4. Solid Waste Reduction and Recycling Strategy – Manage solid waste generation and diversion in order to achieve a zero-waste future.

The strategies contain emission reduction measures that are consistent and build upon the Goals and Policies within The Fullerton Plan. It should be noted that the CAP reductions strategies were set to comply with the AB 32 benchmark for the Year 2020.

The Project's consistency with the CAP measures is discussed below. As outlined in Table 3-14, the proposed Project would be consistent with, or otherwise would not conflict with, the CAP's strategies, goals, and measures to reduce GHG within the City of Fullerton.

TABLE 3-14: PROJECT CONSISTENCY WITH THE CITY OF FULLERTON CAP

CAP Measures	Analysis of Project Consistency
Transportation and Mobility Strategy	
T-1: Reduction of Single Occupant Vehicle Trips Support regional and sub-regional efforts to increase alternatives to an infrastructure supporting a reduction of single occupant vehicle trips.	Consistent. The Property Owner/Developer would comply with the City's Transportation Demand Management Ordinance, which includes the provision of on-site bicycle storage facilities and sidewalks and paved pathways from the external pedestrian circulation system to each building. Building occupants would have to comply with SCAQMD Rule 2202 for an employee commute reduction program (The Fullerton Plan EIR MM AQ-10), which would implement employee commute reduction programs. Consistency with MM AQ-1 of

CAP Measures	Analysis of Project Consistency
	the Fullerton Plan EIR may lead to the provision of bicycle racks, preferential parking spaces, shower facilities, bus transit information, electric charging stations and incentives to reduce employee vehicle trips.
T-2: Inter-Jurisdiction Connections Supports efforts to maintain, expand and create new connections between the Fullerton bicycle network and the bicycle networks of adjacent cities, Orange County, and the region. T-3: Bicycle Transportation Plan Support projects, programs, and policies to maintain and update as necessary a Bicycle Transportation Plan prepared and approved pursuant to the California Streets and Highways Code to maintain eligibility for funding for State Bicycle Transportation Account funds.	Consistent. There are Class II bike lanes currently along Acacia Avenue, Orangethorpe Avenue (west of North State College Boulevard), and Commonwealth Avenue (between Raymond Avenue and North State College Boulevard) within the study area. Commonwealth Avenue currently has Class III route between Acacia Avenue and N. State College Boulevard (signed, but unstriped, on-road bike route). Class II bike lanes are proposed along Orangethorpe Avenue west of Raymond Avenue and east of North State College Boulevard. Class II bike lanes are proposed along Orangethorpe Avenue. Additionally, a planned Class I (off-road bike path) runs south of and parallel to Orangethorpe Avenue. In the City of Anaheim, Class II bike lanes are proposed along E. Orangethorpe Avenue west of Raymond Avenue and east of State College Boulevard. In the City of Placentia, Class II bicycle lanes are proposed along E. Orangethorpe Avenue, and there is a planned Class I (off-road bike path) that runs south of and parallel to E. Orangethorpe Avenue. The Project would maintain existing bikeways adjacent to the Project site and would not preclude implementation of planned bikeways, which would expand the available routes for bicycle travel between Fullerton and adjacent cities.
T4: Bicycle Use on All Streets Support projects, programs, policies and regulations to recognize that every street in Fullerton is a street that a bicyclist can use.	Consistent. The Project would maintain the bicycle lanes on E. Orangethorpe Avenue and Acacia Avenue adjacent to the Project site. Additionally, proposed improvements to the site-adjacent roadways would be in accordance with City standards, including the provision of sidewalks. The sidewalks and crosswalks at signalized intersection would be available for bicycle use.

CAP Measures	Analysis of Project Consistency
T5: Bicycling Safety and Convenience Support projects, programs, policies, and regulations that make bicycling safer and more convenient for all types of bicyclists.	Consistent. The Property Owner/Developer would comply with the CALGreen Code requirements for provision of bicycle parking spaces, and the City's transportation demand management strategies in Section 15.40.070 of the City's Municipal Code, which includes the provision of on-site bicycle storage facilities and sidewalks and paved pathways from the external pedestrian circulation system to each building.
T6: Circulation Between Cities Support regional and sub-regional efforts to implement programs that coordinate the multi-modal transportation needs and requirements across jurisdictions, including but not limited to the Master Plan of Arterial Highways, the Commuter Bikeways Strategic Plan, the Signal Synchronization Master Plan, the Orange County Congestion Management Plan, and the Growth Management Plan.	The Project site is located within the City of Fullerton. The roadway classifications and planned (ultimate) roadway cross-sections of the major roadways within the study area, are identified in the Fullerton Plan: The Fullerton Built Environment. State College Boulevard, Orangethorpe Avenue, and Chapman Avenue (east of State College Boulevard) are classified as a Major Arterial Highway. Raymond Avenue, Placentia Avenue, Commonwealth Avenue, and Chapman Avenue (west of State College Boulevard) are classified as Primary Arterial Highways. Lastly, Acacia Avenue is classified as a Secondary Arterial Street within the study area. Roadway improvements necessary to provide site access and on-site circulation are assumed to be constructed in conjunction with site development. These improvements would be in place prior to Project building occupancy. The development of the proposed Project would not require the construction of any off-site improvements. The Project, including site adjacent roadway improvements and utility connections, would not conflict with the Commuter Bikeways Strategic Plan since existing bikeways would be maintained. Also, no conflict with the Master Plan of Arterial Highways (MPAH) would occur since the proposed street improvements would not change the roadway configurations, as identified in the MPAH. No conflict with the Signal Synchronization Master Plan would occur since any changes to existing signals would only accommodate changes to the intersection leg configurations. Further, as identified in the Project-specific TIA, the Project would not conflict with the Orange County CMP based on CMP performance standards. No conflict with the Growth Management Plan is anticipated since employment growth from the Project would be within The Fullerton Plan and SCAG forecasts.

CAP Measures	Analysis of Project Consistency
T-7: Infrastructure for Low and Zero Emission Vehicles Support projects, programs, policies, and regulations to encourage the development of private and/or public infrastructure facilitating the use of alternative fuel vehicles.	Consistent. The Property Owner/Developer would comply with the CALGreen requirements which requires that construction facilitate the future installation of EV supply equipment.
T8: Rail and Rapid Transit Participate in the planning efforts for regional and inter-state rail and rapid transit projects to represent the interests of the City.	Not applicable. The Project would not preclude future use of the BNSF tracks, north of the site.
T-9: Car Sharing Pilot Program Explore the potential for a car sharing pilot program to be implement in one or more of the City's Focus Areas.	Consistent. The Project would comply with the City's transportation demand management strategies in Section 15.40.070 of the City's Municipal Code and Cal Green requirements through the provision of parking spaces near the building entrances for carpool and vanpool vehicles and transit/commuter information areas.
Energy Use and Conservation Strategy	
E-1: GHG Emissions from Electrical Generation Support regional and sub-regional efforts to reduce GHG emissions associates with electrical generation through energy conservation strategies and alternative/renewable energy programs.	Consistent. The Project would be required to comply with Title 24 California Code of Regulations (California Building Code) and CALGreen, which establishes stringent energy efficiency requirements for new development. It should also be noted that based on Tables 3-11 and 3-12, the Project would result in a decrease in GHG emissions from energy use compared to the existing conditions, due to the reduction in energy demand.
E-2: Energy- and Resource-Efficient Design Support projects, programs, policies and regulations to encourage energy and resource efficient practices in site and building design for private and public projects.	Consistent. The Project would be required to comply with Title 24 California Code of Regulations (California Building Code) and CALGreen, which establishes stringent energy efficiency requirements for new development. It should also be noted that based on Tables 3-11 and 3-12, the Project would result in a decrease in GHG emissions from energy use compared to the existing conditions, due to the reduction in energy demand.
E-3: Energy Efficient Retrofits Prepare guidance to homeowners on energy efficient retrofits of existing dwellings.	Not applicable. The Project does not propose residential uses.

CAP Measures	Analysis of Project Consistency
E-4: Efficient Use of Energy Resources in Residential Development The City shall encourage housing developers to maximize energy conservation through proactive site, building and building systems design, materials, and equipment. The City's goal is to provide the development community the opportunity to exceed the provisions of Title 24 of the California Building Code. The City shall continue to support energy conservation through encouraging the use of Energy Star-rated appliances, other energy-saving technologies and conservation. To enhance the efficient use of energy resources, the City shall review the potential of offering incentives or other strategies that encourage energy conservation.	Not applicable. The Project does not propose residential uses.
E-5: Sustainable Regional Revitalization Efforts Support regional and sub-regional efforts pertaining to community revitalization that are rooted in sustainable development principles.	Consistent. The Project would be required to comply with Title 24 California Code of Regulations (California Building Code) and CALGreen, which establishes stringent energy efficiency requirements for new development. It should also be noted that based on Tables 3-11 and 3-12, the Project would result in a decrease in GHG emissions from energy use compared to the existing conditions, due to the reduction in energy demand.
Water Use and Efficiency Strategy	
W-1: Conservation Efforts Support regional and sub-regional efforts to promote water efficiency and conservation.	Consistent. The Project would be required to comply with Title 24 CCR and CALGreen which would reduce the Project's energy demand associated with landscaping and water use. It should also be noted that based on Tables 3-11 and 3-12, the Project would result in a decrease in GHG emission from water use compared to the existing conditions due to the reduction in water demand.
W-2: Sustainable Water Practices in New Development Support projects, programs, policies, and regulations to encourage water efficient practices in site and building design for private and public projects.	Consistent. The Project would be required to comply with the current CALGreen requirements which would reduce the Project's energy demand associated with landscaping and water use. Additionally, the City's Landscape Ordinance, as contained in Section 15.50 of the Fullerton Municipal Code, requires the use of water efficient irrigation systems. The proposed

CAP Measures	Analysis of Project Consistency
	project would be designed to reduce the water consumption through efficient irrigation systems and the use of water-efficient fixtures within individual buildings. It should also be noted that based on Tables 3-11 and 3-12, the Project would result in a decrease in GHG emissions from water use compared to the existing Kimberly-Clark manufacturing operations, due to the reduction in water demand.
W-3: GHG Emissions from Water Conveyance Support regional and sub-regional efforts to reduce GHG emissions associated with water conveyance through water conservation strategies and alternative supply programs.	Not applicable. While this measure is not applicable at a Project-level, the Project would result in a decrease in water use compared to the existing Kimberly-Clark manufacturing operations.
Solid Waste Reduction and Recycling Strategy	
SW-1: Regional Waste Management Support Regional and sub-regional efforts on recycling, waste reduction, and product reuse.	Consistent. The Project would comply with waste reduction measures required by the City, CALGreen during construction and operation, and mandates of SB 341 for on-site recycling containers.
SW-2: Waste Reduction and Diversion Support projects, programs, policies, and regulations to promote practices to reduce the amount of waste disposed in landfills.	Not applicable. This measure is not within the purview of this Project.
SW-3: Waste Stream Separation and Recycling Supports projects, programs, policies and regulations to expand source separation and recycling opportunities to all households (including multi-family housing), businesses, and City operations.	Not applicable. This measure is not within the purview of this Project.
SW-4: Food-Waste Processing Facility Explore the feasibility of a food-waste processing facility to serve the City's food-service and food-processing businesses and large institutions.	Not applicable. The Project does not propose a food waste processing facility or other waste treatment and disposal facility uses.
SW-5: Reduce GHG Emissions from Solid Waste Support projects, programs, policies, and regulations to reduce GHG emissions from waste through improved management of waste handling and reductions in waste generation.	Consistent. The Project would comply with waste reduction measures required by the City, CALGreen, and mandates of SB 341 for on-site recycling containers.

SB 32/2017 SCOPING PLAN CONSISTENCY

The 2017 Scoping Plan Update reflects the 2030 target of a 40% reduction below 1990 levels, set by Executive Order B-30-15 and codified by SB 32. Table 3-15 summarizes the Project's consistency with the 2017 Scoping Plan. To summarize, the Project will not conflict with any of the provisions of the Scoping Plan and in fact supports seven of the action categories.

TABLE 3-15: 2017 SCOPING PLAN CONSISTENCY SUMMARY[18]

Action	Responsible Parties	Consistency
Implement SB 350 by 2030		
Increase the Renewables Portfolio Standard to 50% of retail sales by 2030 and ensure grid reliability.	CPUC, CEC, CARB	Consistent. The Project would use energy from Southern California Edison (SCE). SCE has committed to diversify its portfolio of energy sources by increasing energy from wind and solar sources. The Project would not interfere with or obstruct SCE energy source diversification efforts.
Establish annual targets for statewide energy efficiency savings and demand reduction that will achieve a cumulative doubling of statewide energy efficiency savings in electricity and natural gas end uses by 2030.		Consistent. The proposed project would replace existing manufacturing and associated industrial buildings and facilities that were constructed as early as the 1950s and that do not meet current energy efficiency standards. The Project would be constructed in compliance with current California Building Code requirements. Specifically, new buildings must achieve compliance with 2019 Building and Energy Efficiency Standards and the 2019 California Green Building Standards requirements. The proposed Project includes energy efficient field lighting and fixtures that meet the current Title 24 Standards throughout the Project Site and would be a modern development with energy efficient boilers, heaters, and air conditioning systems.
Reduce GHG emissions in the electricity sector through the implementation of the above measures and other actions as modeled in Integrated Resource Planning (IRP) to meet GHG emissions reductions planning targets in the IRP process. Load-serving entities and publicly- owned utilities meet GHG emissions reductions planning targets through a combination of measures as described in IRPs.		
Implement Mobile Source Strategy (Cleaner Technology and Fuels)		
At least 1.5 million zero emission and plug-in hybrid light-duty EVs by 2025.	CARB, California State Transportation Agency (CalSTA), Strategic Growth Council (SGC), California Department of	Consistent. This is a CARB Mobile Source Strategy. The Project would not obstruct or interfere with CARB zero emission and plug-in hybrid light-duty EV 2025 targets. As this is a CARB enforced standard, vehicles that access the Project are required to comply with the standards and will therefore comply with the strategy.

[18] Measures can be found at the following link: https://www.arb.ca.gov/cc/scopingplan/scoping_plan_2017.pdf

Action	Responsible Parties	Consistency
At least 4.2 million zero emission and plug-in hybrid light-duty EVs by 2030.	Transportation (Caltrans), CEC, OPR, Local Agencies	Consistent. This is a CARB Mobile Source Strategy. The Project would not obstruct or interfere with CARB zero emission and plug-in hybrid light-duty EV 2030 targets. As this is a CARB enforced standard, vehicles that access the Project are required to comply with the standards and will therefore comply with the strategy.
Further increase GHG stringency on all light-duty vehicles beyond existing Advanced Clean cars regulations.		Consistent. This is a CARB Mobile Source Strategy. The Project would not obstruct or interfere with CARB efforts to further increase GHG stringency on all light-duty vehicles beyond existing Advanced Clean cars regulations. As this is a CARB enforced standard, vehicles that access the Project are required to comply with the standards and will therefore comply with the strategy.
Medium- and Heavy-Duty GHG Phase 2.		Consistent. This is a CARB Mobile Source Strategy. The Project would not obstruct or interfere with CARB efforts to implement Medium- and Heavy-Duty GHG Phase 2. As this is a CARB enforced standard, vehicles that access the Project are required to comply with the standards and will therefore comply with the strategy.
Innovative Clean Transit: Transition to a suite of to-be-determined innovative clean transit options. Assumed 20% of new urban buses purchased beginning in 2018 will be zero emission buses with the penetration of zero-emission technology ramped up to 100% of new sales in 2030. Also, new natural gas buses, starting in 2018, and diesel buses, starting in 2020, meet the optional heavy-duty low-NO_X standard.		Not applicable. This measure is not within the purview of this Project.
Last Mile Delivery: New regulation that would result in the use of low NO_X or cleaner engines and the deployment of increasing numbers of zero-emission trucks primarily for class 3-7 last mile delivery trucks in California. This measure assumes ZEVs comprise 2.5% of new Class 3–7 truck sales in local fleets starting in 2020, increasing to 10% in 2025 and remaining flat through 2030.		Not applicable. This Project is not responsible for implementation of SB 375 and would therefore not conflict with this measure.

Action	Responsible Parties	Consistency
Further reduce VMT through continued implementation of SB 375 and regional Sustainable Communities Strategies; forthcoming statewide implementation of SB 743; and potential additional VMT reduction strategies not specified in the Mobile Source Strategy but included in the document "Potential VMT Reduction Strategies for Discussion."		Not applicable. This Project is not responsible for implementation of SB 375 and would therefore not conflict with this measure.
Increase stringency of SB 375 Sustainable Communities Strategy (2035 targets).	CARB	Not applicable. The Project is not within the purview of SB 375 and would therefore not conflict with this measure.
Harmonize project performance with emissions reductions and increase competitiveness of transit and active transportation modes (e.g. via guideline documents, funding programs, project selection, etc.).	CalSTA, SGC, OPR, CARB, Governor's Office of Business and Economic Development (GO-Biz), California Infrastructure and Economic Development Bank (IBank), Department of Finance (DOF), California Transportation Commission (CTC), Caltrans	Not applicable. Although this is directed towards CARB and Caltrans, the proposed Project would be designed to promote and support pedestrian activity on-site and in the Project Site area. The proposed project includes the construction of sidewalks and incorporates bicycle facilities that would facilitate pedestrian and bicycle travel. Additionally, there are OCTA bus routes along E. Orangethorpe Avenue and State College Boulevard adjacent to the project site that would be easily accessible from the project. The existing bus stop along E. Orangethorpe Avenue would also be replaced as part of the Project to further facilitate use of transit.
By 2019, develop pricing policies to support low-GHG transportation (e.g. low-emission vehicle zones for heavy duty, road user, parking pricing, transit discounts).	CalSTA, Caltrans, CTC, OPR, SGC, CARB	Not applicable. This measure is not within the purview of this Project.
Implement California Sustainable Freight Action Plan		
Improve freight system efficiency.	CalSTA, CalEPA, CNRA, CARB, Caltrans,	Consistent. This measure would apply to all trucks accessing the Project site, this may include existing trucks or new trucks that are part of the statewide goods movement sector.

Action	Responsible Parties	Consistency
	CEC, GO-Biz	Access to the Project site would be provided from each of the four roadways adjacent to the Project site, which are all designated truck routes in the City of Fullerton. The roadways provide efficient access to SR-57 approximately 0.7 mile east of the project site, SR-91 approximately 0.4 mile south of the project site, and I-5 approximately 4.6 miles west of the project site. The proposed project includes various improvements to the site-adjacent roadways, including, but not limited to, rehabilitation of pavement over Kimberly Avenue and E. Orangethorpe Avenue; modified turning radii, as needed, and as feasible, to accommodate truck turning movements.
Deploy over 100,000 freight vehicles and equipment capable of zero emission operation and maximize both zero and near-zero emission freight vehicles and equipment powered by renewable energy by 2030.		Not applicable. This measure is not within the purview of this Project.
Adopt a Low Carbon Fuel Standard with a Carbon Intensity reduction of 18%.	CARB	Consistent. When adopted, this measure will apply to all fuel purchased and used by the Project in the state. The Project would not obstruct or interfere with agency efforts to adopt a Low Carbon Fuel Standard with a Carbon Intensity reduction of 18%.
Implement the Short-Lived Climate Pollutant Strategy (SLPS) by 2030		
40% reduction in methane and hydrofluorocarbon emissions below 2013 levels.	CARB, CalRecycle, CDFA, California State Water Resource Control Board (SWRCB), Local Air Districts	Consistent. The Project would be required to comply with this measure and reduce any Project-source SLPS emissions accordingly. The Project would not obstruct or interfere agency efforts to reduce SLPS emissions.
50% reduction in black carbon emissions below 2013 levels.		Not applicable. This measure is not within the purview of this Project.
By 2019, develop regulations and programs to support organic waste landfill reduction goals in the SLCP and SB 1383.	CARB, CalRecycle, CDFA, SWRCB,	Not applicable. This measure is not within the purview of this Project.

Action	Responsible Parties	Consistency
	Local Air Districts	
Implement the post-2020 Cap-and-Trade Program with declining annual caps.	CARB	Consistent. The Project would be required to comply with any applicable Cap-and-Trade Program provisions. The Project would not obstruct or interfere agency efforts to implement the post-2020 Cap-and-Trade Program.
By 2018, develop Integrated Natural and Working Lands Implementation Plan to secure California's land base as a net carbon sink:		
Protect land from conversion through conservation easements and other incentives.	CNRA, Departments Within CDFA, CalEPA, CARB	Not applicable. This measure is not within the purview of this Project. However, the Project site is not an identified property that needs to be conserved.
Increase the long-term resilience of carbon storage in the land base and enhance sequestration capacity		Not applicable. This measure is not within the purview of this Project. The majority of the site is already currently developed.
Utilize wood and agricultural products to increase the amount of carbon stored in the natural and built environments		Consistent. To the extent appropriate for the proposed industrial buildings, wood products would be used in construction, including for the roof structure. Additionally, the proposed project includes landscaping, including.
Establish scenario projections to serve as the foundation for the Implementation Plan		Not applicable. This measure is not within the purview of this Project.
Implement Forest Carbon Plan	CNRA, California Department of Forestry and Fire Protection (CAL FIRE), CalEPA and Departments Within	Not applicable. This measure is not within the purview of this Project.
Identify and expand funding and financing mechanisms to support GHG reductions across all sectors.	State Agencies & Local Agencies	Not applicable. This measure is not within the purview of this Project.

Therefore, the Project would not conflict with any applicable plan, policy or regulation adopted for the purpose of reducing the emissions of GHGs.

This page intentionally left blank

4 REFERENCES

1. **State of California.** *2019 CEQA California Environmental Quality Act.* 2019.
2. **Air Resources Board.** Assembly Bill 32: Global Warming Solutions Act. [Online] 2006. http://www.arb.ca.gov/cc/ab32/ab32.htm.
3. —. Sustainable Communities. [Online] 2008. http://www.arb.ca.gov/cc/sb375/sb375.htm.
4. —. Clean Car Standards - Pavley, Assembly Bill 1493. [Online] September 24, 2009. http://www.arb.ca.gov/cc/ccms/ccms.htm.
5. **Building Standards Commission.** California Building Standards Code (Title 24, California Code of Regulations). [Online] http://www.bsc.ca.gov/codes.aspx.
6. **California Energy Commission.** California Code of Regulations, TITLE 20, Division 2. [Online] September 3, 2013. http://www.energy.ca.gov/reports/title20/index.html.
7. **Air Resources Board.** Title 17 - California Code of Regulation. [Online] 2010. http://www.arb.ca.gov/regs/regs-17.htm.
8. **Department of Water Resources.** Updated Model Water Efficient Landscape Ordinance AB 1881. [Online] 2006. [Cited: November 13, 2013.] http://www.water.ca.gov/wateruseefficiency/landscapeordinance/updatedOrd_history.cfm.
9. **California Energy Commission.** SB 1368 Emission Performance Standards. [Online] September 29, 2006. http://www.energy.ca.gov/emission_standards/.
10. —. Renewables Portfolio Standard (RPS). [Online] 2002. http://www.energy.ca.gov/portfolio/.
11. **California Legislative Information.** Senate Bill No. 32. [Online] September 8, 2016. https://leginfo.legislature.ca.gov/faces/billNavClient.xhtml?bill_id=201520160SB32.
12. **National Oceanic and Atmospheric Administration.** Greenhouse Gases - Water Vapor. *NOAA National Centers For Environmental Information.* [Online] https://www.ncdc.noaa.gov/monitoring-references/faq/greenhouse-gases.php?section=watervapor.
13. *Climate Change 2007: The Physical Science Basis. Contribution of Working Group I to the Fourth Assessment Report.* **International Panel on Climate Change.** 4, 2007.
14. *The Carbon Cycle and Climate Change.* **Bennington, Bret J.** 1, s.l. : Brooks/Cole. ISBN 1 3: 978-0-495-73855-8.
15. **The National Institute for Occupational Safety and Health.** Carbon Dioxide. *Centers for Disease Control and Prevention.* [Online] https://www.cdc.gov/niosh/npg/npgd0103.html.
16. **National Oceanic and Atmospheric Administration.** Greenhouse Gases - Methane. *NOAA National Centers for Environmental Information.* [Online] https://www.ncdc.noaa.gov/monitoring-references/faq/greenhouse-gases.php?section=methane.
17. **World Resources Institute.** Climate Analysis Indicator Tool (CAIT). [Online] http://cait.wri.org.
18. **National Oceanic and Atmospheric Administration.** Greenhouse Gases - Chlorofluorocarbons. *NOAA National Centers For Environmental Information.* [Online] https://www.ncdc.noaa.gov/monitoring-references/faq/greenhouse-gases.php?section=chlorofluorocarbons.
19. **United States Environmental Protection Agency.** Regulation for Reducting Sulfur Hexafluoride Emissions from Gas Insulated Switchgear. *Environmental Protection Agency.* [Online] May 7, 2014.

https://www.epa.gov/sites/production/files/2016-02/documents/mehl-arb-presentation-2014-wkshp.pdf.

20. **World Resources Institute.** Nitrogen Trifluoride Now Required in GHG Protocol Greenhouse Gas Emissions Inventory. [Online] May 22, 2013. https://www.wri.org/blog/2013/05/nitrogen-trifluoride-now-required-ghg-protocol-greenhouse-gas-emissions-inventories.
21. **National Center for Biotechnology Information.** Nitrogen Trifluoride. *PubChem Compound Database.* [Online] https://pubchem.ncbi.nlm.nih.gov/compound/24553 .
22. **American Lung Association.** Climate Change. [Online] http://www.lung.org/our-initiatives/healthy-air/outdoor/climate-change/.
23. **Barbara H. Allen-Diaz.** Climate change affects us all. *University of California Agriculture and Natural Resources.* [Online] April 1, 2009. http://calag.ucanr.edu/Archive/?article=ca.v063n02p51.
24. **Intergovernmental Panel on Climate Change.** Climate Change 2013 The Physical Science Basis - Working Group I Contribution to the Fifth Assessment Report of the Intergovernmental Panel on Climate Change. *AR5 Climate Change 2013: The Physical Science Basis.* [Online] September 2013. https://www.ipcc.ch/site/assets/uploads/2018/02/WG1AR5_all_final.pdf.
25. **United Nations.** GHG Profiles - Annex I. [Online] http://di.unfccc.int/ghg_profile_annex1.
26. —. GHG Profiles - Non-Annex I. [Online] http://di.unfccc.int/ghg_profile_non_annex1.
27. **World Resources Institute.** Climate Analysis Indicator Tool (CAIT). [Online] http://cait.wri.org.
28. **Air Resources Board.** 2019 GHG Inventory. *California Greenhouse Gas Emission Inventory 2000-2017 Edition.* [Online] [Cited: September 19, 2019.] http://www.arb.ca.gov/cc/inventory/data/data.htm.
29. **Center for Climate and Energy Solutions (C2ES).** Outcomes of the U.N. Climate Change Conference. *Center for Climate and Energy Solutions (C2ES).* [Online] 2015. http://www.c2es.org/international/negotiations/cop21-paris/summary.
30. **Agency, United States Environmental Protection.** Endangerment and Cause or Contribute Findings for Greenhouse Gases under the Section 202(a) of the Clean Air Act. *United States Environmental Protection Agency.* [Online] https://www.epa.gov/ghgemissions/endangerment-and-cause-or-contribute-findings-greenhouse-gases-under-section-202a-clean.
31. **National Highway Traffic Safety Administration.** SAFE: The Safer Affordable Fuel-Efficient 'SAFE' Vehicle Rule. *National Highway Traffic Safety Administration.* [Online] https://www.nhtsa.gov/corporate-average-fuel-economy/safe.
32. **United States Environmental Protection Agency.** SmartWay. [Online] https://www.epa.gov/smartway/learn-about-smartway.
33. **California Air Resources Board.** GHG 1990 Emissions Level & 2020 Limit. *California Air Resources Board.* [Online] https://ww2.arb.ca.gov/ghg-2020-limit.
34. —. *Climate Change Draft Scoping Plan.* 2008.
35. —. STATUS OF SCOPING PLAN RECOMMENDED MEASURES. [Online] [Cited: September 19, 2019.] https://ww3.arb.ca.gov/cc/scopingplan/status_of_scoping_plan_measures.pdf.
36. —. *First Update to the Climate Change Scoping Plan.* 2014.
37. **Lawrence Berkeley National Laboratory.** California's Policies Can Significantly Cut Greenhouse Gas Emissions through 2030. *Lawrence Berkeley National Laboratory.* [Online] January 22, 2015. http://newscenter.lbl.gov/2015/01/22/californias-policies-can-significantly-cut-greenhouse-gas-emissions-2030/.

38. **Ernest Orlando Lawrence Berkeley National Laboratory.** Modeling California policy impacts on greenhouse gas emissions. [Online] 2015. https://eaei.lbl.gov/sites/all/files/lbnl-7008e.pdf.
39. **California Air Resources Board (CARB).** Cap and Trade Overview. *California Air Resources Board.* [Online] [Cited: May 10, 2016.] http://www.arb.ca.gov/cc/capandtrade/guidance/cap_trade_overview.pdf..
40. **California Air Resources Board.** Greenhouse Gas Standards for Medium- and Heavy-Duty Engines and Vehicles. [Online] https://ww2.arb.ca.gov/node/1594/about.
41. **Association of Environmental Professionals.** *2018 CEQA California Environmental Quality Act.* 2018.
42. **City of Fullerton.** *The Fullerton Plan Climate Action Plan.* Fullerton : s.n., 2012.
43. **California Air Pollution Control Officers Association (CAPCOA).** California Emissions Estimator Model (CalEEMod). [Online] September 2016. www.caleemod.com.
44. **California Department of Transportation.** EMFAC Software. [Online] http://www.dot.ca.gov/hq/env/air/pages/emfac.htm.
45. **California Air Pollution Control Officers Association (CAPCOA).** Appendix A: Calculation Details for CalEEMod. *CalEEMod.* [Online] October 2017. http://www.aqmd.gov/docs/default-source/caleemod/02_appendix-a2016-3-2.pdf?sfvrsn=6.
46. **California Natural Resources Agency.** Final Statement of Reasons for Regulatory Action, Amendments to the State CEQA Guidelines Addressing Analysis and Mitigation of Greenhouse Gas Emissions Pursuant to SB97. [Online] December 2009.
47. *Minutes for the GHG CEQA Significance.* **South Coast Air Quality Managment District.** 2008.
48. **Urban Crossroads, Inc.** *Goodman Logistics Center Air Quality Impact Analysis Report.* 2020.
49. **State of California.** *2019 CEQA California Environmental Quality Act.* 2019.
50. **South Coast Air Quality Management District.** *Greenhouse Gas CEQA Significance Threshold Stakeholder Working Group #13.* [Powerpoint] Diamond Bar : s.n., 2009.
51. **Urban Crossroads, Inc.** *Goodman Logistics Center Traffic Impact Analysis.* 2020.
52. **South Coast Air Quality Management District.** *SCAQMD High Cube Warehouse Truck Trip Study White Paper Summary of Busniess Survey Results.* 2014.
53. **Tait & Associates, Inc.** *Goodman Logistics Center Fullerton Water Infrastructure Summary.* 2020.
54. **National Association for Industrial and Office Parks.** *Assessing Changing Employment Trends Driving Commercial Real Estate Development.* 2009.
55. **Kentucky Energy and Environment Cabinet Office of Energy Policy.** *Kentuck Energy Profile.* 2019.

This page intentionally left blank

5 CERTIFICATIONS

The contents of this GHG study report represent an accurate depiction of the GHG impacts associated with the proposed Goodman Logistics Center Fullerton Project. The information contained in this GHG report is based on the best available data at the time of preparation. If you have any questions, please contact me directly at (949) 336-5987.

Haseeb Qureshi
Associate Principal
URBAN CROSSROADS, INC.
260 E. Baker Street, Suite 200
Costa Mesa, CA 92626
(949) 336-5987
hqureshi@urbanxroads.com

EDUCATION

Master of Science in Environmental Studies
California State University, Fullerton • May, 2010

Bachelor of Arts in Environmental Analysis and Design
University of California, Irvine • June, 2006

PROFESSIONAL AFFILIATIONS

AEP – Association of Environmental Planners
AWMA – Air and Waste Management Association
ASTM – American Society for Testing and Materials

PROFESSIONAL CERTIFICATIONS

Planned Communities and Urban Infill – Urban Land Institute • June 2011
Indoor Air Quality and Industrial Hygiene – EMSL Analytical • April 2008
Principles of Ambient Air Monitoring – California Air Resources Board • August 2007
AB2588 Regulatory Standards – Trinity Consultants • November 2006
Air Dispersion Modeling – Lakes Environmental • June 2006

This page intentionally left blank

APPENDIX 3.1:

CALEEMOD PROJECT ANNUAL CONSTRUCTION EMISSIONS MODEL OUTPUTS

GLC Fullerton (Construction - Unmitigated)

Orange County, Annual

1.0 Project Characteristics

1.1 Land Usage

Land Uses	Size	Metric	Lot Acreage	Floor Surface Area	Population
Refrigerated Warehouse-No Rail	804.69	1000sqft	18.47	804,692.00	0
Unrefrigerated Warehouse-No Rail	804.69	1000sqft	18.47	804,692.00	0
Other Asphalt Surfaces	800.13	1000sqft	18.37	800,133.00	0
Parking Lot	1,175.00	Space	10.79	470,000.00	0

1.2 Other Project Characteristics

Urbanization	Urban	**Wind Speed (m/s)**	2.2	**Precipitation Freq (Days)**	30
Climate Zone	8			**Operational Year**	2022
Utility Company	Southern California Edison				
CO2 Intensity (lb/MWhr)	702.44	**CH4 Intensity (lb/MWhr)**	0.029	**N2O Intensity (lb/MWhr)**	0.006

1.3 User Entered Comments & Non-Default Data

Project Characteristics -

Land Use - Total Project net area is approximately 66.10 acres.

Construction Phase - Construction Schedule based on information provided by the Project Applicant.

Off-road Equipment - Hours based on an 8-hour workday.

Off-road Equipment - Hours based on an 8-hour workday.

Off-road Equipment - Construction Equipment based on information provided by the Project Applicant.

Off-road Equipment - Equipment based on information provided by the Project Applicant.

Off-road Equipment -

Off-road Equipment - Construction Equipment based on information provided by the Project Applicant.

Trips and VMT - Debris will be crushed and reused onsite. Per information provided by the Project Applicant, Demolition activities will result in 697 (one-way) Truck Loads Off-Site

Demolition -

Grading - The analysis conservatively assumes that a maximum 10 acres will be disturbed per day

Architectural Coating - Rule 1113

Vehicle Trips - Construction Run Only.

Energy Use - Construction Run Only.

Water And Wastewater - Construction Run Only.

Solid Waste - Construction Run Only.

Construction Off-road Equipment Mitigation - Rule 403

Vehicle Emission Factors - EMFAC2017

Vehicle Emission Factors - EMFAC2017

Vehicle Emission Factors - EMFAC2017

Table Name	Column Name	Default Value	New Value
tblArchitecturalCoating	EF_Nonresidential_Exterior	100.00	50.00
tblArchitecturalCoating	EF_Nonresidential_Interior	100.00	50.00
tblConstEquipMitigation	NumberOfEquipmentMitigated	0.00	1.00
tblConstEquipMitigation	NumberOfEquipmentMitigated	0.00	1.00

tblConstEquipMitigation	NumberOfEquipmentMitigated	0.00	1.00
tblConstEquipMitigation	NumberOfEquipmentMitigated	0.00	8.00
tblConstEquipMitigation	NumberOfEquipmentMitigated	0.00	1.00
tblConstEquipMitigation	Tier	No Change	Tier 3
tblConstEquipMitigation	Tier	No Change	Tier 3
tblConstEquipMitigation	Tier	No Change	Tier 3
tblConstEquipMitigation	Tier	No Change	Tier 3
tblConstEquipMitigation	Tier	No Change	Tier 4 Final
tblConstructionPhase	NumDays	75.00	144.00
tblConstructionPhase	NumDays	1,110.00	213.00
tblConstructionPhase	NumDays	70.00	122.00
tblConstructionPhase	NumDays	110.00	240.00
tblConstructionPhase	NumDays	75.00	181.00
tblConstructionPhase	NumDays	40.00	105.00
tblEnergyUse	LightingElect	0.35	0.00
tblEnergyUse	LightingElect	2.74	0.00
tblEnergyUse	LightingElect	1.96	0.00
tblEnergyUse	NT24E	19.26	0.00
tblEnergyUse	NT24E	1.61	0.00
tblEnergyUse	NT24NG	0.06	0.00
tblEnergyUse	NT24NG	0.05	0.00
tblEnergyUse	T24E	0.29	0.00
tblEnergyUse	T24E	0.59	0.00
tblEnergyUse	T24NG	0.86	0.00
tblEnergyUse	T24NG	3.88	0.00
tblGrading	AcresOfGrading	2,040.00	2,400.00
tblGrading	AcresOfGrading	0.00	1,050.00

tblGrading	MaterialExported	0.00	3,240.00
tblLandUse	LotAcreage	10.57	10.79
tblOffRoadEquipment	HorsePower	187.00	260.00
tblOffRoadEquipment	HorsePower	247.00	405.00
tblOffRoadEquipment	HorsePower	367.00	407.00
tblOffRoadEquipment	HorsePower	367.00	457.00
tblOffRoadEquipment	HorsePower	97.00	230.00
tblOffRoadEquipment	HorsePower	172.00	330.00
tblOffRoadEquipment	OffRoadEquipmentUnitAmount	1.00	0.00
tblOffRoadEquipment	OffRoadEquipmentUnitAmount	3.00	8.00
tblOffRoadEquipment	OffRoadEquipmentUnitAmount	2.00	0.00
tblOffRoadEquipment	OffRoadEquipmentUnitAmount	1.00	0.00
tblOffRoadEquipment	OffRoadEquipmentUnitAmount	2.00	6.00
tblOffRoadEquipment	OffRoadEquipmentUnitAmount	2.00	1.00
tblOffRoadEquipment	UsageHours	6.00	8.00
tblOffRoadEquipment	UsageHours	7.00	8.00
tblOffRoadEquipment	UsageHours	7.00	8.00
tblSolidWaste	SolidWasteGenerationRate	756.41	0.00
tblSolidWaste	SolidWasteGenerationRate	756.41	0.00
tblTripsAndVMT	HaulingTripLength	20.00	26.36
tblTripsAndVMT	HaulingTripNumber	17,580.00	1,394.00
tblVehicleEF	HHD	0.58	0.03
tblVehicleEF	HHD	0.16	0.14
tblVehicleEF	HHD	0.07	1.0000e-006
tblVehicleEF	HHD	2.24	5.67
tblVehicleEF	HHD	1.31	0.71
tblVehicleEF	HHD	4.03	0.01

tblVehicleEF	HHD	4,069.38	1,071.37
tblVehicleEF	HHD	1,661.35	1,472.58
tblVehicleEF	HHD	12.98	0.08
tblVehicleEF	HHD	18.80	5.84
tblVehicleEF	HHD	3.54	3.30
tblVehicleEF	HHD	0.02	3.7940e-003
tblVehicleEF	HHD	0.06	0.06
tblVehicleEF	HHD	0.03	0.04
tblVehicleEF	HHD	0.01	0.03
tblVehicleEF	HHD	1.1900e-004	1.0000e-006
tblVehicleEF	HHD	0.02	3.6300e-003
tblVehicleEF	HHD	0.03	0.03
tblVehicleEF	HHD	8.6720e-003	8.7660e-003
tblVehicleEF	HHD	0.01	0.03
tblVehicleEF	HHD	1.0900e-004	1.0000e-006
tblVehicleEF	HHD	1.1400e-004	5.0000e-006
tblVehicleEF	HHD	4.7360e-003	2.0100e-004
tblVehicleEF	HHD	0.53	0.41
tblVehicleEF	HHD	8.6000e-005	3.0000e-006
tblVehicleEF	HHD	0.12	0.07
tblVehicleEF	HHD	4.2900e-004	9.3000e-004
tblVehicleEF	HHD	0.09	4.0000e-006
tblVehicleEF	HHD	0.04	9.8130e-003
tblVehicleEF	HHD	0.01	0.01
tblVehicleEF	HHD	1.9600e-004	1.0000e-006
tblVehicleEF	HHD	1.1400e-004	5.0000e-006
tblVehicleEF	HHD	4.7360e-003	2.0100e-004

tblVehicleEF	HHD	0.64	0.47
tblVehicleEF	HHD	8.6000e-005	3.0000e-006
tblVehicleEF	HHD	0.30	0.22
tblVehicleEF	HHD	4.2900e-004	9.3000e-004
tblVehicleEF	HHD	0.10	5.0000e-006
tblVehicleEF	HHD	0.55	0.03
tblVehicleEF	HHD	0.16	0.14
tblVehicleEF	HHD	0.07	1.0000e-006
tblVehicleEF	HHD	1.62	5.55
tblVehicleEF	HHD	1.31	0.71
tblVehicleEF	HHD	3.84	0.01
tblVehicleEF	HHD	4,310.95	1,068.30
tblVehicleEF	HHD	1,661.35	1,472.58
tblVehicleEF	HHD	12.98	0.08
tblVehicleEF	HHD	19.40	5.67
tblVehicleEF	HHD	3.35	3.12
tblVehicleEF	HHD	0.01	3.3070e-003
tblVehicleEF	HHD	0.06	0.06
tblVehicleEF	HHD	0.03	0.04
tblVehicleEF	HHD	0.01	0.03
tblVehicleEF	HHD	1.1900e-004	1.0000e-006
tblVehicleEF	HHD	0.01	3.1640e-003
tblVehicleEF	HHD	0.03	0.03
tblVehicleEF	HHD	8.6720e-003	8.7660e-003
tblVehicleEF	HHD	0.01	0.03
tblVehicleEF	HHD	1.0900e-004	1.0000e-006
tblVehicleEF	HHD	1.6300e-004	7.0000e-006

tblVehicleEF	HHD	4.8280e-003	2.0400e-004
tblVehicleEF	HHD	0.50	0.43
tblVehicleEF	HHD	1.2000e-004	5.0000e-006
tblVehicleEF	HHD	0.12	0.07
tblVehicleEF	HHD	4.1400e-004	9.1300e-004
tblVehicleEF	HHD	0.09	4.0000e-006
tblVehicleEF	HHD	0.04	9.7840e-003
tblVehicleEF	HHD	0.01	0.01
tblVehicleEF	HHD	1.9300e-004	1.0000e-006
tblVehicleEF	HHD	1.6300e-004	7.0000e-006
tblVehicleEF	HHD	4.8280e-003	2.0400e-004
tblVehicleEF	HHD	0.60	0.50
tblVehicleEF	HHD	1.2000e-004	5.0000e-006
tblVehicleEF	HHD	0.30	0.22
tblVehicleEF	HHD	4.1400e-004	9.1300e-004
tblVehicleEF	HHD	0.10	4.0000e-006
tblVehicleEF	HHD	0.63	0.02
tblVehicleEF	HHD	0.16	2.9240e-003
tblVehicleEF	HHD	0.07	1.0000e-006
tblVehicleEF	HHD	3.08	5.67
tblVehicleEF	HHD	1.30	0.31
tblVehicleEF	HHD	4.07	0.01
tblVehicleEF	HHD	3,735.78	1,043.04
tblVehicleEF	HHD	1,661.35	1,373.81
tblVehicleEF	HHD	12.98	0.08
tblVehicleEF	HHD	17.96	5.87
tblVehicleEF	HHD	3.48	3.16

tblVehicleEF	HHD	0.02	4.0580e-003
tblVehicleEF	HHD	0.06	0.06
tblVehicleEF	HHD	0.03	0.03
tblVehicleEF	HHD	0.01	0.03
tblVehicleEF	HHD	1.1900e-004	1.0000e-006
tblVehicleEF	HHD	0.02	3.8830e-003
tblVehicleEF	HHD	0.03	0.03
tblVehicleEF	HHD	8.6720e-003	8.5030e-003
tblVehicleEF	HHD	0.01	0.03
tblVehicleEF	HHD	1.0900e-004	1.0000e-006
tblVehicleEF	HHD	1.1200e-004	5.0000e-006
tblVehicleEF	HHD	5.0860e-003	2.2300e-004
tblVehicleEF	HHD	0.58	0.38
tblVehicleEF	HHD	8.6000e-005	4.0000e-006
tblVehicleEF	HHD	0.12	0.06
tblVehicleEF	HHD	4.6600e-004	9.9300e-004
tblVehicleEF	HHD	0.09	4.0000e-006
tblVehicleEF	HHD	0.03	9.8540e-003
tblVehicleEF	HHD	0.01	0.01
tblVehicleEF	HHD	1.9600e-004	1.0000e-006
tblVehicleEF	HHD	1.1200e-004	5.0000e-006
tblVehicleEF	HHD	5.0860e-003	2.2300e-004
tblVehicleEF	HHD	0.69	0.43
tblVehicleEF	HHD	8.6000e-005	4.0000e-006
tblVehicleEF	HHD	0.30	0.07
tblVehicleEF	HHD	4.6600e-004	9.9300e-004
tblVehicleEF	HHD	0.10	5.0000e-006

tblVehicleEF	LDA	3.9360e-003	2.3280e-003
tblVehicleEF	LDA	4.5350e-003	0.05
tblVehicleEF	LDA	0.55	0.63
tblVehicleEF	LDA	1.00	2.05
tblVehicleEF	LDA	252.97	257.52
tblVehicleEF	LDA	56.16	52.62
tblVehicleEF	LDA	0.04	0.03
tblVehicleEF	LDA	1.8750e-003	1.5810e-003
tblVehicleEF	LDA	2.2640e-003	1.8330e-003
tblVehicleEF	LDA	1.7270e-003	1.4560e-003
tblVehicleEF	LDA	2.0810e-003	1.6860e-003
tblVehicleEF	LDA	0.03	0.05
tblVehicleEF	LDA	0.09	0.09
tblVehicleEF	LDA	0.03	0.05
tblVehicleEF	LDA	9.9340e-003	8.8060e-003
tblVehicleEF	LDA	0.04	0.20
tblVehicleEF	LDA	0.06	0.21
tblVehicleEF	LDA	2.5330e-003	2.5470e-003
tblVehicleEF	LDA	5.7800e-004	5.2100e-004
tblVehicleEF	LDA	0.03	0.05
tblVehicleEF	LDA	0.09	0.09
tblVehicleEF	LDA	0.03	0.05
tblVehicleEF	LDA	0.01	0.01
tblVehicleEF	LDA	0.04	0.20
tblVehicleEF	LDA	0.07	0.23
tblVehicleEF	LDA	4.1570e-003	2.4790e-003
tblVehicleEF	LDA	4.0770e-003	0.04

tblVehicleEF	LDA	0.60	0.68
tblVehicleEF	LDA	0.87	1.77
tblVehicleEF	LDA	263.60	268.06
tblVehicleEF	LDA	56.16	52.11
tblVehicleEF	LDA	0.04	0.03
tblVehicleEF	LDA	1.8750e-003	1.5810e-003
tblVehicleEF	LDA	2.2640e-003	1.8330e-003
tblVehicleEF	LDA	1.7270e-003	1.4560e-003
tblVehicleEF	LDA	2.0810e-003	1.6860e-003
tblVehicleEF	LDA	0.05	0.07
tblVehicleEF	LDA	0.09	0.09
tblVehicleEF	LDA	0.04	0.06
tblVehicleEF	LDA	0.01	9.2950e-003
tblVehicleEF	LDA	0.04	0.19
tblVehicleEF	LDA	0.05	0.19
tblVehicleEF	LDA	2.6400e-003	2.6520e-003
tblVehicleEF	LDA	5.7600e-004	5.1600e-004
tblVehicleEF	LDA	0.05	0.07
tblVehicleEF	LDA	0.09	0.09
tblVehicleEF	LDA	0.04	0.06
tblVehicleEF	LDA	0.02	0.01
tblVehicleEF	LDA	0.04	0.19
tblVehicleEF	LDA	0.06	0.21
tblVehicleEF	LDA	3.8610e-003	2.2810e-003
tblVehicleEF	LDA	4.6290e-003	0.05
tblVehicleEF	LDA	0.53	0.61
tblVehicleEF	LDA	1.03	2.12

tblVehicleEF	LDA	249.05	253.63
tblVehicleEF	LDA	56.16	52.74
tblVehicleEF	LDA	0.04	0.03
tblVehicleEF	LDA	1.8750e-003	1.5810e-003
tblVehicleEF	LDA	2.2640e-003	1.8330e-003
tblVehicleEF	LDA	1.7270e-003	1.4560e-003
tblVehicleEF	LDA	2.0810e-003	1.6860e-003
tblVehicleEF	LDA	0.03	0.05
tblVehicleEF	LDA	0.09	0.10
tblVehicleEF	LDA	0.03	0.05
tblVehicleEF	LDA	9.7480e-003	8.6410e-003
tblVehicleEF	LDA	0.04	0.23
tblVehicleEF	LDA	0.06	0.21
tblVehicleEF	LDA	2.4930e-003	2.5090e-003
tblVehicleEF	LDA	5.7900e-004	5.2200e-004
tblVehicleEF	LDA	0.03	0.05
tblVehicleEF	LDA	0.09	0.10
tblVehicleEF	LDA	0.03	0.05
tblVehicleEF	LDA	0.01	0.01
tblVehicleEF	LDA	0.04	0.23
tblVehicleEF	LDA	0.07	0.23
tblVehicleEF	LDT1	8.9890e-003	5.4220e-003
tblVehicleEF	LDT1	0.01	0.07
tblVehicleEF	LDT1	1.10	1.13
tblVehicleEF	LDT1	2.48	2.25
tblVehicleEF	LDT1	313.91	304.64
tblVehicleEF	LDT1	69.94	63.35

tblVehicleEF	LDT1	0.10	0.09
tblVehicleEF	LDT1	2.4600e-003	2.1320e-003
tblVehicleEF	LDT1	3.1560e-003	2.4680e-003
tblVehicleEF	LDT1	2.2640e-003	1.9610e-003
tblVehicleEF	LDT1	2.9020e-003	2.2690e-003
tblVehicleEF	LDT1	0.11	0.11
tblVehicleEF	LDT1	0.24	0.18
tblVehicleEF	LDT1	0.10	0.10
tblVehicleEF	LDT1	0.02	0.02
tblVehicleEF	LDT1	0.15	0.62
tblVehicleEF	LDT1	0.17	0.33
tblVehicleEF	LDT1	3.1510e-003	3.0150e-003
tblVehicleEF	LDT1	7.4300e-004	6.2700e-004
tblVehicleEF	LDT1	0.11	0.11
tblVehicleEF	LDT1	0.24	0.18
tblVehicleEF	LDT1	0.10	0.10
tblVehicleEF	LDT1	0.03	0.03
tblVehicleEF	LDT1	0.15	0.62
tblVehicleEF	LDT1	0.19	0.36
tblVehicleEF	LDT1	9.4340e-003	5.7300e-003
tblVehicleEF	LDT1	0.01	0.06
tblVehicleEF	LDT1	1.18	1.23
tblVehicleEF	LDT1	2.14	1.93
tblVehicleEF	LDT1	326.59	315.43
tblVehicleEF	LDT1	69.94	62.74
tblVehicleEF	LDT1	0.09	0.08
tblVehicleEF	LDT1	2.4600e-003	2.1320e-003

tblVehicleEF	LDT1	3.1560e-003	2.4680e-003
tblVehicleEF	LDT1	2.2640e-003	1.9610e-003
tblVehicleEF	LDT1	2.9020e-003	2.2690e-003
tblVehicleEF	LDT1	0.16	0.17
tblVehicleEF	LDT1	0.25	0.19
tblVehicleEF	LDT1	0.13	0.14
tblVehicleEF	LDT1	0.02	0.02
tblVehicleEF	LDT1	0.14	0.57
tblVehicleEF	LDT1	0.15	0.29
tblVehicleEF	LDT1	3.2790e-003	3.1210e-003
tblVehicleEF	LDT1	7.3700e-004	6.2100e-004
tblVehicleEF	LDT1	0.16	0.17
tblVehicleEF	LDT1	0.25	0.19
tblVehicleEF	LDT1	0.13	0.14
tblVehicleEF	LDT1	0.03	0.04
tblVehicleEF	LDT1	0.14	0.57
tblVehicleEF	LDT1	0.17	0.32
tblVehicleEF	LDT1	8.8330e-003	5.3230e-003
tblVehicleEF	LDT1	0.01	0.07
tblVehicleEF	LDT1	1.06	1.10
tblVehicleEF	LDT1	2.56	2.31
tblVehicleEF	LDT1	309.22	300.66
tblVehicleEF	LDT1	69.94	63.48
tblVehicleEF	LDT1	0.10	0.09
tblVehicleEF	LDT1	2.4600e-003	2.1320e-003
tblVehicleEF	LDT1	3.1560e-003	2.4680e-003
tblVehicleEF	LDT1	2.2640e-003	1.9610e-003

tblVehicleEF	LDT1	2.9020e-003	2.2690e-003
tblVehicleEF	LDT1	0.11	0.12
tblVehicleEF	LDT1	0.27	0.20
tblVehicleEF	LDT1	0.10	0.10
tblVehicleEF	LDT1	0.02	0.02
tblVehicleEF	LDT1	0.18	0.73
tblVehicleEF	LDT1	0.17	0.33
tblVehicleEF	LDT1	3.1040e-003	2.9750e-003
tblVehicleEF	LDT1	7.4400e-004	6.2800e-004
tblVehicleEF	LDT1	0.11	0.12
tblVehicleEF	LDT1	0.27	0.20
tblVehicleEF	LDT1	0.10	0.10
tblVehicleEF	LDT1	0.03	0.03
tblVehicleEF	LDT1	0.18	0.73
tblVehicleEF	LDT1	0.19	0.37
tblVehicleEF	LDT2	5.3680e-003	3.6520e-003
tblVehicleEF	LDT2	5.9420e-003	0.06
tblVehicleEF	LDT2	0.70	0.85
tblVehicleEF	LDT2	1.29	2.61
tblVehicleEF	LDT2	356.05	329.20
tblVehicleEF	LDT2	79.07	68.88
tblVehicleEF	LDT2	0.06	0.06
tblVehicleEF	LDT2	1.8190e-003	1.5690e-003
tblVehicleEF	LDT2	2.2300e-003	1.7540e-003
tblVehicleEF	LDT2	1.6730e-003	1.4440e-003
tblVehicleEF	LDT2	2.0500e-003	1.6130e-003
tblVehicleEF	LDT2	0.04	0.07

tblVehicleEF	LDT2	0.10	0.12
tblVehicleEF	LDT2	0.05	0.07
tblVehicleEF	LDT2	0.01	0.01
tblVehicleEF	LDT2	0.06	0.38
tblVehicleEF	LDT2	0.08	0.29
tblVehicleEF	LDT2	3.5650e-003	3.2570e-003
tblVehicleEF	LDT2	8.1200e-004	6.8200e-004
tblVehicleEF	LDT2	0.04	0.07
tblVehicleEF	LDT2	0.10	0.12
tblVehicleEF	LDT2	0.05	0.07
tblVehicleEF	LDT2	0.02	0.02
tblVehicleEF	LDT2	0.06	0.38
tblVehicleEF	LDT2	0.09	0.32
tblVehicleEF	LDT2	5.6680e-003	3.8780e-003
tblVehicleEF	LDT2	5.3490e-003	0.06
tblVehicleEF	LDT2	0.76	0.92
tblVehicleEF	LDT2	1.12	2.24
tblVehicleEF	LDT2	370.66	339.75
tblVehicleEF	LDT2	79.07	68.21
tblVehicleEF	LDT2	0.06	0.06
tblVehicleEF	LDT2	1.8190e-003	1.5690e-003
tblVehicleEF	LDT2	2.2300e-003	1.7540e-003
tblVehicleEF	LDT2	1.6730e-003	1.4440e-003
tblVehicleEF	LDT2	2.0500e-003	1.6130e-003
tblVehicleEF	LDT2	0.06	0.10
tblVehicleEF	LDT2	0.10	0.12
tblVehicleEF	LDT2	0.06	0.10

tblVehicleEF	LDT2	0.01	0.02
tblVehicleEF	LDT2	0.05	0.36
tblVehicleEF	LDT2	0.07	0.26
tblVehicleEF	LDT2	3.7120e-003	3.3610e-003
tblVehicleEF	LDT2	8.0900e-004	6.7500e-004
tblVehicleEF	LDT2	0.06	0.10
tblVehicleEF	LDT2	0.10	0.12
tblVehicleEF	LDT2	0.06	0.10
tblVehicleEF	LDT2	0.02	0.02
tblVehicleEF	LDT2	0.05	0.36
tblVehicleEF	LDT2	0.08	0.29
tblVehicleEF	LDT2	5.2670e-003	3.5810e-003
tblVehicleEF	LDT2	6.0640e-003	0.07
tblVehicleEF	LDT2	0.68	0.82
tblVehicleEF	LDT2	1.32	2.68
tblVehicleEF	LDT2	350.66	325.31
tblVehicleEF	LDT2	79.07	69.03
tblVehicleEF	LDT2	0.06	0.06
tblVehicleEF	LDT2	1.8190e-003	1.5690e-003
tblVehicleEF	LDT2	2.2300e-003	1.7540e-003
tblVehicleEF	LDT2	1.6730e-003	1.4440e-003
tblVehicleEF	LDT2	2.0500e-003	1.6130e-003
tblVehicleEF	LDT2	0.04	0.07
tblVehicleEF	LDT2	0.11	0.13
tblVehicleEF	LDT2	0.05	0.07
tblVehicleEF	LDT2	0.01	0.01
tblVehicleEF	LDT2	0.07	0.45

tblVehicleEF	LDT2	0.08	0.30
tblVehicleEF	LDT2	3.5110e-003	3.2180e-003
tblVehicleEF	LDT2	8.1300e-004	6.8300e-004
tblVehicleEF	LDT2	0.04	0.07
tblVehicleEF	LDT2	0.11	0.13
tblVehicleEF	LDT2	0.05	0.07
tblVehicleEF	LDT2	0.02	0.02
tblVehicleEF	LDT2	0.07	0.45
tblVehicleEF	LDT2	0.09	0.33
tblVehicleEF	LHD1	5.4230e-003	5.5990e-003
tblVehicleEF	LHD1	9.3000e-003	4.5130e-003
tblVehicleEF	LHD1	0.02	0.02
tblVehicleEF	LHD1	0.15	0.19
tblVehicleEF	LHD1	0.70	0.51
tblVehicleEF	LHD1	2.36	1.04
tblVehicleEF	LHD1	9.04	9.00
tblVehicleEF	LHD1	595.62	655.78
tblVehicleEF	LHD1	32.10	12.06
tblVehicleEF	LHD1	0.08	0.06
tblVehicleEF	LHD1	1.16	0.73
tblVehicleEF	LHD1	8.6900e-004	7.8400e-004
tblVehicleEF	LHD1	0.01	9.7030e-003
tblVehicleEF	LHD1	0.01	6.9260e-003
tblVehicleEF	LHD1	8.6500e-004	2.4300e-004
tblVehicleEF	LHD1	8.3100e-004	7.5100e-004
tblVehicleEF	LHD1	2.5300e-003	2.4260e-003
tblVehicleEF	LHD1	9.6520e-003	6.6010e-003

tblVehicleEF	LHD1	7.9500e-004	2.2400e-004
tblVehicleEF	LHD1	2.7120e-003	2.1290e-003
tblVehicleEF	LHD1	0.09	0.07
tblVehicleEF	LHD1	0.02	0.02
tblVehicleEF	LHD1	1.7400e-003	1.3620e-003
tblVehicleEF	LHD1	0.06	0.04
tblVehicleEF	LHD1	0.28	0.44
tblVehicleEF	LHD1	0.24	0.07
tblVehicleEF	LHD1	9.1000e-005	8.7000e-005
tblVehicleEF	LHD1	5.8430e-003	6.4010e-003
tblVehicleEF	LHD1	3.6600e-004	1.1900e-004
tblVehicleEF	LHD1	2.7120e-003	2.1290e-003
tblVehicleEF	LHD1	0.09	0.07
tblVehicleEF	LHD1	0.02	0.03
tblVehicleEF	LHD1	1.7400e-003	1.3620e-003
tblVehicleEF	LHD1	0.07	0.05
tblVehicleEF	LHD1	0.28	0.44
tblVehicleEF	LHD1	0.27	0.08
tblVehicleEF	LHD1	5.4230e-003	5.6110e-003
tblVehicleEF	LHD1	9.4800e-003	4.5890e-003
tblVehicleEF	LHD1	0.02	0.01
tblVehicleEF	LHD1	0.15	0.19
tblVehicleEF	LHD1	0.71	0.52
tblVehicleEF	LHD1	2.26	1.00
tblVehicleEF	LHD1	9.04	9.00
tblVehicleEF	LHD1	595.62	655.80
tblVehicleEF	LHD1	32.10	11.99

tblVehicleEF	LHD1	0.08	0.06
tblVehicleEF	LHD1	1.10	0.69
tblVehicleEF	LHD1	8.6900e-004	7.8400e-004
tblVehicleEF	LHD1	0.01	9.7030e-003
tblVehicleEF	LHD1	0.01	6.9260e-003
tblVehicleEF	LHD1	8.6500e-004	2.4300e-004
tblVehicleEF	LHD1	8.3100e-004	7.5100e-004
tblVehicleEF	LHD1	2.5300e-003	2.4260e-003
tblVehicleEF	LHD1	9.6520e-003	6.6010e-003
tblVehicleEF	LHD1	7.9500e-004	2.2400e-004
tblVehicleEF	LHD1	3.7830e-003	2.9790e-003
tblVehicleEF	LHD1	0.09	0.07
tblVehicleEF	LHD1	0.02	0.02
tblVehicleEF	LHD1	2.3550e-003	1.8560e-003
tblVehicleEF	LHD1	0.06	0.04
tblVehicleEF	LHD1	0.27	0.43
tblVehicleEF	LHD1	0.23	0.07
tblVehicleEF	LHD1	9.1000e-005	8.7000e-005
tblVehicleEF	LHD1	5.8430e-003	6.4020e-003
tblVehicleEF	LHD1	3.6400e-004	1.1900e-004
tblVehicleEF	LHD1	3.7830e-003	2.9790e-003
tblVehicleEF	LHD1	0.09	0.07
tblVehicleEF	LHD1	0.02	0.03
tblVehicleEF	LHD1	2.3550e-003	1.8560e-003
tblVehicleEF	LHD1	0.07	0.05
tblVehicleEF	LHD1	0.27	0.43
tblVehicleEF	LHD1	0.26	0.08

tblVehicleEF	LHD1	5.4230e-003	5.5970e-003
tblVehicleEF	LHD1	9.2520e-003	4.4920e-003
tblVehicleEF	LHD1	0.02	0.02
tblVehicleEF	LHD1	0.15	0.19
tblVehicleEF	LHD1	0.70	0.51
tblVehicleEF	LHD1	2.38	1.05
tblVehicleEF	LHD1	9.04	9.00
tblVehicleEF	LHD1	595.62	655.78
tblVehicleEF	LHD1	32.10	12.08
tblVehicleEF	LHD1	0.08	0.06
tblVehicleEF	LHD1	1.14	0.72
tblVehicleEF	LHD1	8.6900e-004	7.8400e-004
tblVehicleEF	LHD1	0.01	9.7030e-003
tblVehicleEF	LHD1	0.01	6.9260e-003
tblVehicleEF	LHD1	8.6500e-004	2.4300e-004
tblVehicleEF	LHD1	8.3100e-004	7.5100e-004
tblVehicleEF	LHD1	2.5300e-003	2.4260e-003
tblVehicleEF	LHD1	9.6520e-003	6.6010e-003
tblVehicleEF	LHD1	7.9500e-004	2.2400e-004
tblVehicleEF	LHD1	2.8100e-003	2.2130e-003
tblVehicleEF	LHD1	0.10	0.08
tblVehicleEF	LHD1	0.02	0.02
tblVehicleEF	LHD1	1.7580e-003	1.3810e-003
tblVehicleEF	LHD1	0.06	0.04
tblVehicleEF	LHD1	0.30	0.48
tblVehicleEF	LHD1	0.24	0.07
tblVehicleEF	LHD1	9.1000e-005	8.7000e-005

tblVehicleEF	LHD1	5.8430e-003	6.4010e-003
tblVehicleEF	LHD1	3.6600e-004	1.1900e-004
tblVehicleEF	LHD1	2.8100e-003	2.2130e-003
tblVehicleEF	LHD1	0.10	0.08
tblVehicleEF	LHD1	0.02	0.03
tblVehicleEF	LHD1	1.7580e-003	1.3810e-003
tblVehicleEF	LHD1	0.07	0.05
tblVehicleEF	LHD1	0.30	0.48
tblVehicleEF	LHD1	0.27	0.08
tblVehicleEF	LHD2	3.9700e-003	4.0620e-003
tblVehicleEF	LHD2	3.7300e-003	3.3390e-003
tblVehicleEF	LHD2	8.2200e-003	0.01
tblVehicleEF	LHD2	0.13	0.15
tblVehicleEF	LHD2	0.32	0.37
tblVehicleEF	LHD2	1.26	0.72
tblVehicleEF	LHD2	13.68	13.58
tblVehicleEF	LHD2	611.53	666.20
tblVehicleEF	LHD2	27.56	9.64
tblVehicleEF	LHD2	0.10	0.09
tblVehicleEF	LHD2	0.75	0.83
tblVehicleEF	LHD2	1.1750e-003	1.2260e-003
tblVehicleEF	LHD2	0.01	0.01
tblVehicleEF	LHD2	9.2630e-003	9.8980e-003
tblVehicleEF	LHD2	4.3200e-004	1.4100e-004
tblVehicleEF	LHD2	1.1240e-003	1.1730e-003
tblVehicleEF	LHD2	2.6560e-003	2.6250e-003
tblVehicleEF	LHD2	8.8500e-003	9.4560e-003

tblVehicleEF	LHD2	3.9700e-004	1.3000e-004
tblVehicleEF	LHD2	1.0630e-003	1.3680e-003
tblVehicleEF	LHD2	0.04	0.05
tblVehicleEF	LHD2	0.01	0.02
tblVehicleEF	LHD2	7.2900e-004	8.9600e-004
tblVehicleEF	LHD2	0.04	0.05
tblVehicleEF	LHD2	0.08	0.28
tblVehicleEF	LHD2	0.11	0.05
tblVehicleEF	LHD2	1.3400e-004	1.3000e-004
tblVehicleEF	LHD2	5.9580e-003	6.4500e-003
tblVehicleEF	LHD2	2.9900e-004	9.5000e-005
tblVehicleEF	LHD2	1.0630e-003	1.3680e-003
tblVehicleEF	LHD2	0.04	0.05
tblVehicleEF	LHD2	0.02	0.03
tblVehicleEF	LHD2	7.2900e-004	8.9600e-004
tblVehicleEF	LHD2	0.05	0.05
tblVehicleEF	LHD2	0.08	0.28
tblVehicleEF	LHD2	0.12	0.06
tblVehicleEF	LHD2	3.9700e-003	4.0700e-003
tblVehicleEF	LHD2	3.7710e-003	3.3710e-003
tblVehicleEF	LHD2	7.9600e-003	0.01
tblVehicleEF	LHD2	0.13	0.15
tblVehicleEF	LHD2	0.33	0.37
tblVehicleEF	LHD2	1.21	0.69
tblVehicleEF	LHD2	13.68	13.58
tblVehicleEF	LHD2	611.53	666.20
tblVehicleEF	LHD2	27.56	9.59

tblVehicleEF	LHD2	0.10	0.09
tblVehicleEF	LHD2	0.71	0.79
tblVehicleEF	LHD2	1.1750e-003	1.2260e-003
tblVehicleEF	LHD2	0.01	0.01
tblVehicleEF	LHD2	9.2630e-003	9.8980e-003
tblVehicleEF	LHD2	4.3200e-004	1.4100e-004
tblVehicleEF	LHD2	1.1240e-003	1.1730e-003
tblVehicleEF	LHD2	2.6560e-003	2.6250e-003
tblVehicleEF	LHD2	8.8500e-003	9.4560e-003
tblVehicleEF	LHD2	3.9700e-004	1.3000e-004
tblVehicleEF	LHD2	1.4890e-003	1.9160e-003
tblVehicleEF	LHD2	0.04	0.05
tblVehicleEF	LHD2	0.01	0.02
tblVehicleEF	LHD2	9.9000e-004	1.2200e-003
tblVehicleEF	LHD2	0.04	0.05
tblVehicleEF	LHD2	0.08	0.27
tblVehicleEF	LHD2	0.11	0.05
tblVehicleEF	LHD2	1.3400e-004	1.3000e-004
tblVehicleEF	LHD2	5.9580e-003	6.4500e-003
tblVehicleEF	LHD2	2.9800e-004	9.5000e-005
tblVehicleEF	LHD2	1.4890e-003	1.9160e-003
tblVehicleEF	LHD2	0.04	0.05
tblVehicleEF	LHD2	0.02	0.03
tblVehicleEF	LHD2	9.9000e-004	1.2200e-003
tblVehicleEF	LHD2	0.05	0.05
tblVehicleEF	LHD2	0.08	0.27
tblVehicleEF	LHD2	0.12	0.05

tblVehicleEF	LHD2	3.9700e-003	4.0600e-003
tblVehicleEF	LHD2	3.7190e-003	3.3310e-003
tblVehicleEF	LHD2	8.2730e-003	0.01
tblVehicleEF	LHD2	0.13	0.15
tblVehicleEF	LHD2	0.32	0.37
tblVehicleEF	LHD2	1.27	0.72
tblVehicleEF	LHD2	13.68	13.58
tblVehicleEF	LHD2	611.53	666.20
tblVehicleEF	LHD2	27.56	9.65
tblVehicleEF	LHD2	0.10	0.09
tblVehicleEF	LHD2	0.74	0.82
tblVehicleEF	LHD2	1.1750e-003	1.2260e-003
tblVehicleEF	LHD2	0.01	0.01
tblVehicleEF	LHD2	9.2630e-003	9.8980e-003
tblVehicleEF	LHD2	4.3200e-004	1.4100e-004
tblVehicleEF	LHD2	1.1240e-003	1.1730e-003
tblVehicleEF	LHD2	2.6560e-003	2.6250e-003
tblVehicleEF	LHD2	8.8500e-003	9.4560e-003
tblVehicleEF	LHD2	3.9700e-004	1.3000e-004
tblVehicleEF	LHD2	1.0710e-003	1.3980e-003
tblVehicleEF	LHD2	0.04	0.05
tblVehicleEF	LHD2	0.01	0.02
tblVehicleEF	LHD2	7.2500e-004	8.9100e-004
tblVehicleEF	LHD2	0.04	0.05
tblVehicleEF	LHD2	0.09	0.31
tblVehicleEF	LHD2	0.11	0.05
tblVehicleEF	LHD2	1.3400e-004	1.3000e-004

tblVehicleEF	LHD2	5.9580e-003	6.4500e-003
tblVehicleEF	LHD2	2.9900e-004	9.5000e-005
tblVehicleEF	LHD2	1.0710e-003	1.3980e-003
tblVehicleEF	LHD2	0.04	0.05
tblVehicleEF	LHD2	0.02	0.03
tblVehicleEF	LHD2	7.2500e-004	8.9100e-004
tblVehicleEF	LHD2	0.05	0.05
tblVehicleEF	LHD2	0.09	0.31
tblVehicleEF	LHD2	0.12	0.06
tblVehicleEF	MCY	0.49	0.35
tblVehicleEF	MCY	0.15	0.24
tblVehicleEF	MCY	18.34	18.60
tblVehicleEF	MCY	9.57	8.45
tblVehicleEF	MCY	178.02	214.46
tblVehicleEF	MCY	44.92	59.78
tblVehicleEF	MCY	1.12	1.12
tblVehicleEF	MCY	2.1850e-003	2.1650e-003
tblVehicleEF	MCY	3.8230e-003	3.2010e-003
tblVehicleEF	MCY	2.0420e-003	2.0240e-003
tblVehicleEF	MCY	3.6010e-003	3.0140e-003
tblVehicleEF	MCY	1.13	1.15
tblVehicleEF	MCY	0.68	0.70
tblVehicleEF	MCY	0.70	0.72
tblVehicleEF	MCY	2.37	2.38
tblVehicleEF	MCY	0.64	2.00
tblVehicleEF	MCY	2.04	1.81
tblVehicleEF	MCY	2.1510e-003	2.1220e-003

tblVehicleEF	MCY	6.6600e-004	5.9200e-004
tblVehicleEF	MCY	1.13	1.15
tblVehicleEF	MCY	0.68	0.70
tblVehicleEF	MCY	0.70	0.72
tblVehicleEF	MCY	2.94	2.95
tblVehicleEF	MCY	0.64	2.00
tblVehicleEF	MCY	2.22	1.97
tblVehicleEF	MCY	0.48	0.34
tblVehicleEF	MCY	0.13	0.21
tblVehicleEF	MCY	17.67	17.90
tblVehicleEF	MCY	8.81	7.75
tblVehicleEF	MCY	178.02	213.15
tblVehicleEF	MCY	44.92	58.02
tblVehicleEF	MCY	0.98	0.98
tblVehicleEF	MCY	2.1850e-003	2.1650e-003
tblVehicleEF	MCY	3.8230e-003	3.2010e-003
tblVehicleEF	MCY	2.0420e-003	2.0240e-003
tblVehicleEF	MCY	3.6010e-003	3.0140e-003
tblVehicleEF	MCY	1.70	1.73
tblVehicleEF	MCY	0.72	0.75
tblVehicleEF	MCY	1.11	1.13
tblVehicleEF	MCY	2.31	2.33
tblVehicleEF	MCY	0.60	1.87
tblVehicleEF	MCY	1.84	1.62
tblVehicleEF	MCY	2.1390e-003	2.1090e-003
tblVehicleEF	MCY	6.4700e-004	5.7400e-004
tblVehicleEF	MCY	1.70	1.73

tblVehicleEF	MCY	0.72	0.75
tblVehicleEF	MCY	1.11	1.13
tblVehicleEF	MCY	2.87	2.88
tblVehicleEF	MCY	0.60	1.87
tblVehicleEF	MCY	2.00	1.76
tblVehicleEF	MCY	0.49	0.35
tblVehicleEF	MCY	0.15	0.24
tblVehicleEF	MCY	18.44	18.70
tblVehicleEF	MCY	9.69	8.57
tblVehicleEF	MCY	178.02	214.66
tblVehicleEF	MCY	44.92	60.09
tblVehicleEF	MCY	1.09	1.09
tblVehicleEF	MCY	2.1850e-003	2.1650e-003
tblVehicleEF	MCY	3.8230e-003	3.2010e-003
tblVehicleEF	MCY	2.0420e-003	2.0240e-003
tblVehicleEF	MCY	3.6010e-003	3.0140e-003
tblVehicleEF	MCY	1.26	1.28
tblVehicleEF	MCY	0.88	0.90
tblVehicleEF	MCY	0.74	0.76
tblVehicleEF	MCY	2.38	2.39
tblVehicleEF	MCY	0.73	2.30
tblVehicleEF	MCY	2.08	1.85
tblVehicleEF	MCY	2.1530e-003	2.1240e-003
tblVehicleEF	MCY	6.6900e-004	5.9500e-004
tblVehicleEF	MCY	1.26	1.28
tblVehicleEF	MCY	0.88	0.90
tblVehicleEF	MCY	0.74	0.76

tblVehicleEF	MCY	2.95	2.97
tblVehicleEF	MCY	0.73	2.30
tblVehicleEF	MCY	2.26	2.01
tblVehicleEF	MDV	0.01	4.7750e-003
tblVehicleEF	MDV	0.01	0.08
tblVehicleEF	MDV	1.13	0.99
tblVehicleEF	MDV	2.37	2.97
tblVehicleEF	MDV	484.17	407.06
tblVehicleEF	MDV	105.06	83.79
tblVehicleEF	MDV	0.12	0.09
tblVehicleEF	MDV	1.8970e-003	1.6940e-003
tblVehicleEF	MDV	2.2820e-003	1.8840e-003
tblVehicleEF	MDV	1.7480e-003	1.5620e-003
tblVehicleEF	MDV	2.0980e-003	1.7320e-003
tblVehicleEF	MDV	0.06	0.08
tblVehicleEF	MDV	0.15	0.14
tblVehicleEF	MDV	0.07	0.09
tblVehicleEF	MDV	0.03	0.02
tblVehicleEF	MDV	0.09	0.41
tblVehicleEF	MDV	0.18	0.37
tblVehicleEF	MDV	4.8480e-003	4.0240e-003
tblVehicleEF	MDV	1.0920e-003	8.2900e-004
tblVehicleEF	MDV	0.06	0.08
tblVehicleEF	MDV	0.15	0.14
tblVehicleEF	MDV	0.07	0.09
tblVehicleEF	MDV	0.04	0.03
tblVehicleEF	MDV	0.09	0.41

tblVehicleEF	MDV	0.19	0.41
tblVehicleEF	MDV	0.01	5.0630e-003
tblVehicleEF	MDV	0.01	0.07
tblVehicleEF	MDV	1.22	1.07
tblVehicleEF	MDV	2.05	2.55
tblVehicleEF	MDV	503.46	418.11
tblVehicleEF	MDV	105.06	83.01
tblVehicleEF	MDV	0.11	0.08
tblVehicleEF	MDV	1.8970e-003	1.6940e-003
tblVehicleEF	MDV	2.2820e-003	1.8840e-003
tblVehicleEF	MDV	1.7480e-003	1.5620e-003
tblVehicleEF	MDV	2.0980e-003	1.7320e-003
tblVehicleEF	MDV	0.10	0.12
tblVehicleEF	MDV	0.16	0.14
tblVehicleEF	MDV	0.10	0.12
tblVehicleEF	MDV	0.03	0.02
tblVehicleEF	MDV	0.09	0.38
tblVehicleEF	MDV	0.16	0.34
tblVehicleEF	MDV	5.0420e-003	4.1340e-003
tblVehicleEF	MDV	1.0860e-003	8.2100e-004
tblVehicleEF	MDV	0.10	0.12
tblVehicleEF	MDV	0.16	0.14
tblVehicleEF	MDV	0.10	0.12
tblVehicleEF	MDV	0.04	0.03
tblVehicleEF	MDV	0.09	0.38
tblVehicleEF	MDV	0.17	0.37
tblVehicleEF	MDV	9.9990e-003	4.6830e-003

tblVehicleEF	MDV	0.01	0.08
tblVehicleEF	MDV	1.09	0.95
tblVehicleEF	MDV	2.43	3.06
tblVehicleEF	MDV	477.05	402.99
tblVehicleEF	MDV	105.06	83.96
tblVehicleEF	MDV	0.12	0.08
tblVehicleEF	MDV	1.8970e-003	1.6940e-003
tblVehicleEF	MDV	2.2820e-003	1.8840e-003
tblVehicleEF	MDV	1.7480e-003	1.5620e-003
tblVehicleEF	MDV	2.0980e-003	1.7320e-003
tblVehicleEF	MDV	0.06	0.08
tblVehicleEF	MDV	0.16	0.14
tblVehicleEF	MDV	0.07	0.09
tblVehicleEF	MDV	0.03	0.02
tblVehicleEF	MDV	0.11	0.48
tblVehicleEF	MDV	0.18	0.38
tblVehicleEF	MDV	4.7760e-003	3.9840e-003
tblVehicleEF	MDV	1.0930e-003	8.3100e-004
tblVehicleEF	MDV	0.06	0.08
tblVehicleEF	MDV	0.16	0.14
tblVehicleEF	MDV	0.07	0.09
tblVehicleEF	MDV	0.04	0.03
tblVehicleEF	MDV	0.11	0.48
tblVehicleEF	MDV	0.20	0.42
tblVehicleEF	MH	0.02	3.2780e-003
tblVehicleEF	MH	0.02	0.00
tblVehicleEF	MH	1.81	0.30

tblVehicleEF	MH	5.09	0.00
tblVehicleEF	MH	1,104.65	971.72
tblVehicleEF	MH	57.12	0.00
tblVehicleEF	MH	1.33	3.77
tblVehicleEF	MH	0.01	0.02
tblVehicleEF	MH	0.03	0.09
tblVehicleEF	MH	9.9300e-004	0.00
tblVehicleEF	MH	3.2420e-003	4.0000e-003
tblVehicleEF	MH	0.03	0.09
tblVehicleEF	MH	9.1300e-004	0.00
tblVehicleEF	MH	0.87	0.00
tblVehicleEF	MH	0.06	0.00
tblVehicleEF	MH	0.39	0.00
tblVehicleEF	MH	0.08	0.07
tblVehicleEF	MH	0.02	0.00
tblVehicleEF	MH	0.30	0.00
tblVehicleEF	MH	0.01	9.1860e-003
tblVehicleEF	MH	6.6000e-004	0.00
tblVehicleEF	MH	0.87	0.00
tblVehicleEF	MH	0.06	0.00
tblVehicleEF	MH	0.39	0.00
tblVehicleEF	MH	0.10	0.08
tblVehicleEF	MH	0.02	0.00
tblVehicleEF	MH	0.32	0.00
tblVehicleEF	MH	0.02	3.2780e-003
tblVehicleEF	MH	0.02	0.00
tblVehicleEF	MH	1.86	0.30

tblVehicleEF	MH	4.82	0.00
tblVehicleEF	MH	1,104.65	971.72
tblVehicleEF	MH	57.12	0.00
tblVehicleEF	MH	1.24	3.57
tblVehicleEF	MH	0.01	0.02
tblVehicleEF	MH	0.03	0.09
tblVehicleEF	MH	9.9300e-004	0.00
tblVehicleEF	MH	3.2420e-003	4.0000e-003
tblVehicleEF	MH	0.03	0.09
tblVehicleEF	MH	9.1300e-004	0.00
tblVehicleEF	MH	1.17	0.00
tblVehicleEF	MH	0.06	0.00
tblVehicleEF	MH	0.52	0.00
tblVehicleEF	MH	0.08	0.07
tblVehicleEF	MH	0.02	0.00
tblVehicleEF	MH	0.28	0.00
tblVehicleEF	MH	0.01	9.1860e-003
tblVehicleEF	MH	6.5500e-004	0.00
tblVehicleEF	MH	1.17	0.00
tblVehicleEF	MH	0.06	0.00
tblVehicleEF	MH	0.52	0.00
tblVehicleEF	MH	0.11	0.08
tblVehicleEF	MH	0.02	0.00
tblVehicleEF	MH	0.31	0.00
tblVehicleEF	MH	0.02	3.2780e-003
tblVehicleEF	MH	0.02	0.00
tblVehicleEF	MH	1.80	0.30

tblVehicleEF	MH	5.12	0.00
tblVehicleEF	MH	1,104.65	971.72
tblVehicleEF	MH	57.12	0.00
tblVehicleEF	MH	1.31	3.70
tblVehicleEF	MH	0.01	0.02
tblVehicleEF	MH	0.03	0.09
tblVehicleEF	MH	9.9300e-004	0.00
tblVehicleEF	MH	3.2420e-003	4.0000e-003
tblVehicleEF	MH	0.03	0.09
tblVehicleEF	MH	9.1300e-004	0.00
tblVehicleEF	MH	0.96	0.00
tblVehicleEF	MH	0.07	0.00
tblVehicleEF	MH	0.40	0.00
tblVehicleEF	MH	0.07	0.07
tblVehicleEF	MH	0.02	0.00
tblVehicleEF	MH	0.30	0.00
tblVehicleEF	MH	0.01	9.1860e-003
tblVehicleEF	MH	6.6000e-004	0.00
tblVehicleEF	MH	0.96	0.00
tblVehicleEF	MH	0.07	0.00
tblVehicleEF	MH	0.40	0.00
tblVehicleEF	MH	0.10	0.08
tblVehicleEF	MH	0.02	0.00
tblVehicleEF	MH	0.33	0.00
tblVehicleEF	MHD	0.02	4.8200e-003
tblVehicleEF	MHD	3.6730e-003	3.4120e-003
tblVehicleEF	MHD	0.05	0.01

tblVehicleEF	MHD	0.35	0.38
tblVehicleEF	MHD	0.30	0.34
tblVehicleEF	MHD	5.52	1.25
tblVehicleEF	MHD	143.56	55.50
tblVehicleEF	MHD	1,140.06	1,052.30
tblVehicleEF	MHD	59.06	12.60
tblVehicleEF	MHD	0.51	0.35
tblVehicleEF	MHD	1.09	1.42
tblVehicleEF	MHD	1.9500e-004	8.6400e-004
tblVehicleEF	MHD	5.0030e-003	0.03
tblVehicleEF	MHD	7.5000e-004	1.1600e-004
tblVehicleEF	MHD	1.8700e-004	8.2600e-004
tblVehicleEF	MHD	4.7840e-003	0.03
tblVehicleEF	MHD	6.9000e-004	1.0700e-004
tblVehicleEF	MHD	1.0560e-003	4.7900e-004
tblVehicleEF	MHD	0.04	0.02
tblVehicleEF	MHD	0.02	0.02
tblVehicleEF	MHD	7.0400e-004	3.3300e-004
tblVehicleEF	MHD	0.04	0.05
tblVehicleEF	MHD	0.02	0.10
tblVehicleEF	MHD	0.34	0.06
tblVehicleEF	MHD	1.3810e-003	5.2800e-004
tblVehicleEF	MHD	0.01	0.01
tblVehicleEF	MHD	6.8700e-004	1.2500e-004
tblVehicleEF	MHD	1.0560e-003	4.7900e-004
tblVehicleEF	MHD	0.04	0.02
tblVehicleEF	MHD	0.03	0.03

tblVehicleEF	MHD	7.0400e-004	3.3300e-004
tblVehicleEF	MHD	0.05	0.06
tblVehicleEF	MHD	0.02	0.10
tblVehicleEF	MHD	0.37	0.06
tblVehicleEF	MHD	0.01	4.5660e-003
tblVehicleEF	MHD	3.7140e-003	3.4420e-003
tblVehicleEF	MHD	0.05	0.01
tblVehicleEF	MHD	0.25	0.31
tblVehicleEF	MHD	0.30	0.35
tblVehicleEF	MHD	5.26	1.19
tblVehicleEF	MHD	152.06	56.12
tblVehicleEF	MHD	1,140.06	1,052.30
tblVehicleEF	MHD	59.06	12.50
tblVehicleEF	MHD	0.53	0.35
tblVehicleEF	MHD	1.03	1.34
tblVehicleEF	MHD	1.6400e-004	7.3000e-004
tblVehicleEF	MHD	5.0030e-003	0.03
tblVehicleEF	MHD	7.5000e-004	1.1600e-004
tblVehicleEF	MHD	1.5700e-004	6.9900e-004
tblVehicleEF	MHD	4.7840e-003	0.03
tblVehicleEF	MHD	6.9000e-004	1.0700e-004
tblVehicleEF	MHD	1.4900e-003	6.7700e-004
tblVehicleEF	MHD	0.04	0.02
tblVehicleEF	MHD	0.02	0.02
tblVehicleEF	MHD	9.7000e-004	4.5800e-004
tblVehicleEF	MHD	0.04	0.05
tblVehicleEF	MHD	0.02	0.09

tblVehicleEF	MHD	0.33	0.06
tblVehicleEF	MHD	1.4610e-003	5.3400e-004
tblVehicleEF	MHD	0.01	0.01
tblVehicleEF	MHD	6.8300e-004	1.2400e-004
tblVehicleEF	MHD	1.4900e-003	6.7700e-004
tblVehicleEF	MHD	0.04	0.02
tblVehicleEF	MHD	0.03	0.03
tblVehicleEF	MHD	9.7000e-004	4.5800e-004
tblVehicleEF	MHD	0.05	0.06
tblVehicleEF	MHD	0.02	0.09
tblVehicleEF	MHD	0.36	0.06
tblVehicleEF	MHD	0.02	5.1860e-003
tblVehicleEF	MHD	3.6600e-003	3.4020e-003
tblVehicleEF	MHD	0.05	0.01
tblVehicleEF	MHD	0.48	0.49
tblVehicleEF	MHD	0.30	0.34
tblVehicleEF	MHD	5.56	1.26
tblVehicleEF	MHD	131.82	54.65
tblVehicleEF	MHD	1,140.06	1,052.29
tblVehicleEF	MHD	59.06	12.62
tblVehicleEF	MHD	0.49	0.36
tblVehicleEF	MHD	1.07	1.39
tblVehicleEF	MHD	2.3700e-004	1.0480e-003
tblVehicleEF	MHD	5.0030e-003	0.03
tblVehicleEF	MHD	7.5000e-004	1.1600e-004
tblVehicleEF	MHD	2.2700e-004	1.0030e-003
tblVehicleEF	MHD	4.7840e-003	0.03

tblVehicleEF	MHD	6.9000e-004	1.0700e-004
tblVehicleEF	MHD	1.0870e-003	4.8400e-004
tblVehicleEF	MHD	0.05	0.02
tblVehicleEF	MHD	0.03	0.02
tblVehicleEF	MHD	7.1300e-004	3.3300e-004
tblVehicleEF	MHD	0.04	0.05
tblVehicleEF	MHD	0.02	0.11
tblVehicleEF	MHD	0.34	0.06
tblVehicleEF	MHD	1.2710e-003	5.2000e-004
tblVehicleEF	MHD	0.01	0.01
tblVehicleEF	MHD	6.8800e-004	1.2500e-004
tblVehicleEF	MHD	1.0870e-003	4.8400e-004
tblVehicleEF	MHD	0.05	0.02
tblVehicleEF	MHD	0.04	0.03
tblVehicleEF	MHD	7.1300e-004	3.3300e-004
tblVehicleEF	MHD	0.05	0.06
tblVehicleEF	MHD	0.02	0.11
tblVehicleEF	MHD	0.37	0.07
tblVehicleEF	OBUS	0.01	8.7820e-003
tblVehicleEF	OBUS	7.3650e-003	6.7550e-003
tblVehicleEF	OBUS	0.03	0.02
tblVehicleEF	OBUS	0.27	0.54
tblVehicleEF	OBUS	0.51	0.78
tblVehicleEF	OBUS	5.29	2.38
tblVehicleEF	OBUS	84.12	81.35
tblVehicleEF	OBUS	1,220.51	1,388.32
tblVehicleEF	OBUS	69.46	20.04

tblVehicleEF	OBUS	0.36	0.38
tblVehicleEF	OBUS	1.28	1.36
tblVehicleEF	OBUS	8.0000e-005	6.6700e-004
tblVehicleEF	OBUS	6.2990e-003	0.02
tblVehicleEF	OBUS	8.5700e-004	1.9900e-004
tblVehicleEF	OBUS	7.7000e-005	6.3800e-004
tblVehicleEF	OBUS	6.0080e-003	0.01
tblVehicleEF	OBUS	7.8800e-004	1.8300e-004
tblVehicleEF	OBUS	1.3980e-003	1.8310e-003
tblVehicleEF	OBUS	0.02	0.02
tblVehicleEF	OBUS	0.04	0.05
tblVehicleEF	OBUS	7.5900e-004	9.7700e-004
tblVehicleEF	OBUS	0.05	0.06
tblVehicleEF	OBUS	0.04	0.23
tblVehicleEF	OBUS	0.33	0.12
tblVehicleEF	OBUS	8.1500e-004	7.7500e-004
tblVehicleEF	OBUS	0.01	0.01
tblVehicleEF	OBUS	7.8700e-004	1.9800e-004
tblVehicleEF	OBUS	1.3980e-003	1.8310e-003
tblVehicleEF	OBUS	0.02	0.02
tblVehicleEF	OBUS	0.05	0.07
tblVehicleEF	OBUS	7.5900e-004	9.7700e-004
tblVehicleEF	OBUS	0.06	0.07
tblVehicleEF	OBUS	0.04	0.23
tblVehicleEF	OBUS	0.36	0.13
tblVehicleEF	OBUS	0.01	8.8340e-003
tblVehicleEF	OBUS	7.4870e-003	6.8750e-003

tblVehicleEF	OBUS	0.03	0.02
tblVehicleEF	OBUS	0.26	0.53
tblVehicleEF	OBUS	0.52	0.79
tblVehicleEF	OBUS	5.02	2.26
tblVehicleEF	OBUS	88.10	81.25
tblVehicleEF	OBUS	1,220.51	1,388.34
tblVehicleEF	OBUS	69.46	19.83
tblVehicleEF	OBUS	0.37	0.37
tblVehicleEF	OBUS	1.20	1.28
tblVehicleEF	OBUS	6.8000e-005	5.6700e-004
tblVehicleEF	OBUS	6.2990e-003	0.02
tblVehicleEF	OBUS	8.5700e-004	1.9900e-004
tblVehicleEF	OBUS	6.5000e-005	5.4200e-004
tblVehicleEF	OBUS	6.0080e-003	0.01
tblVehicleEF	OBUS	7.8800e-004	1.8300e-004
tblVehicleEF	OBUS	1.9250e-003	2.5060e-003
tblVehicleEF	OBUS	0.02	0.02
tblVehicleEF	OBUS	0.04	0.05
tblVehicleEF	OBUS	1.0420e-003	1.3300e-003
tblVehicleEF	OBUS	0.05	0.06
tblVehicleEF	OBUS	0.04	0.22
tblVehicleEF	OBUS	0.32	0.11
tblVehicleEF	OBUS	8.5300e-004	7.7400e-004
tblVehicleEF	OBUS	0.01	0.01
tblVehicleEF	OBUS	7.8300e-004	1.9600e-004
tblVehicleEF	OBUS	1.9250e-003	2.5060e-003
tblVehicleEF	OBUS	0.02	0.02

tblVehicleEF	OBUS	0.05	0.07
tblVehicleEF	OBUS	1.0420e-003	1.3300e-003
tblVehicleEF	OBUS	0.06	0.07
tblVehicleEF	OBUS	0.04	0.22
tblVehicleEF	OBUS	0.35	0.12
tblVehicleEF	OBUS	0.01	8.7300e-003
tblVehicleEF	OBUS	7.3280e-003	6.7200e-003
tblVehicleEF	OBUS	0.03	0.02
tblVehicleEF	OBUS	0.29	0.56
tblVehicleEF	OBUS	0.51	0.77
tblVehicleEF	OBUS	5.33	2.40
tblVehicleEF	OBUS	78.61	81.50
tblVehicleEF	OBUS	1,220.51	1,388.31
tblVehicleEF	OBUS	69.46	20.07
tblVehicleEF	OBUS	0.34	0.39
tblVehicleEF	OBUS	1.25	1.34
tblVehicleEF	OBUS	9.8000e-005	8.0600e-004
tblVehicleEF	OBUS	6.2990e-003	0.02
tblVehicleEF	OBUS	8.5700e-004	1.9900e-004
tblVehicleEF	OBUS	9.4000e-005	7.7100e-004
tblVehicleEF	OBUS	6.0080e-003	0.01
tblVehicleEF	OBUS	7.8800e-004	1.8300e-004
tblVehicleEF	OBUS	1.4220e-003	1.8770e-003
tblVehicleEF	OBUS	0.02	0.02
tblVehicleEF	OBUS	0.04	0.05
tblVehicleEF	OBUS	7.5400e-004	9.7800e-004
tblVehicleEF	OBUS	0.05	0.06

tblVehicleEF	OBUS	0.04	0.24
tblVehicleEF	OBUS	0.33	0.12
tblVehicleEF	OBUS	7.6200e-004	7.7600e-004
tblVehicleEF	OBUS	0.01	0.01
tblVehicleEF	OBUS	7.8800e-004	1.9900e-004
tblVehicleEF	OBUS	1.4220e-003	1.8770e-003
tblVehicleEF	OBUS	0.02	0.02
tblVehicleEF	OBUS	0.05	0.07
tblVehicleEF	OBUS	7.5400e-004	9.7800e-004
tblVehicleEF	OBUS	0.06	0.07
tblVehicleEF	OBUS	0.04	0.24
tblVehicleEF	OBUS	0.37	0.13
tblVehicleEF	SBUS	0.85	0.08
tblVehicleEF	SBUS	0.02	0.01
tblVehicleEF	SBUS	0.08	7.5320e-003
tblVehicleEF	SBUS	8.26	2.97
tblVehicleEF	SBUS	1.11	0.97
tblVehicleEF	SBUS	9.29	1.05
tblVehicleEF	SBUS	1,115.75	357.72
tblVehicleEF	SBUS	1,081.97	1,111.78
tblVehicleEF	SBUS	55.54	6.09
tblVehicleEF	SBUS	9.10	3.71
tblVehicleEF	SBUS	4.28	5.92
tblVehicleEF	SBUS	9.2310e-003	5.6820e-003
tblVehicleEF	SBUS	0.01	0.01
tblVehicleEF	SBUS	0.02	0.04
tblVehicleEF	SBUS	9.5800e-004	6.8000e-005

tblVehicleEF	SBUS	8.8310e-003	5.4370e-003
tblVehicleEF	SBUS	2.6720e-003	2.6450e-003
tblVehicleEF	SBUS	0.02	0.04
tblVehicleEF	SBUS	8.8100e-004	6.2000e-005
tblVehicleEF	SBUS	3.4880e-003	1.1160e-003
tblVehicleEF	SBUS	0.04	0.01
tblVehicleEF	SBUS	0.99	0.36
tblVehicleEF	SBUS	1.9230e-003	5.9300e-004
tblVehicleEF	SBUS	0.12	0.13
tblVehicleEF	SBUS	0.02	0.06
tblVehicleEF	SBUS	0.49	0.04
tblVehicleEF	SBUS	0.01	3.4160e-003
tblVehicleEF	SBUS	0.01	0.01
tblVehicleEF	SBUS	7.1600e-004	6.0000e-005
tblVehicleEF	SBUS	3.4880e-003	1.1160e-003
tblVehicleEF	SBUS	0.04	0.01
tblVehicleEF	SBUS	1.43	0.51
tblVehicleEF	SBUS	1.9230e-003	5.9300e-004
tblVehicleEF	SBUS	0.15	0.15
tblVehicleEF	SBUS	0.02	0.06
tblVehicleEF	SBUS	0.53	0.05
tblVehicleEF	SBUS	0.85	0.08
tblVehicleEF	SBUS	0.02	0.01
tblVehicleEF	SBUS	0.07	6.7680e-003
tblVehicleEF	SBUS	8.14	2.93
tblVehicleEF	SBUS	1.13	0.98
tblVehicleEF	SBUS	7.67	0.87

tblVehicleEF	SBUS	1,165.76	368.34
tblVehicleEF	SBUS	1,081.97	1,111.81
tblVehicleEF	SBUS	55.54	5.78
tblVehicleEF	SBUS	9.39	3.81
tblVehicleEF	SBUS	4.04	5.59
tblVehicleEF	SBUS	7.7820e-003	4.7960e-003
tblVehicleEF	SBUS	0.01	0.01
tblVehicleEF	SBUS	0.02	0.04
tblVehicleEF	SBUS	9.5800e-004	6.8000e-005
tblVehicleEF	SBUS	7.4450e-003	4.5880e-003
tblVehicleEF	SBUS	2.6720e-003	2.6450e-003
tblVehicleEF	SBUS	0.02	0.04
tblVehicleEF	SBUS	8.8100e-004	6.2000e-005
tblVehicleEF	SBUS	4.7790e-003	1.5260e-003
tblVehicleEF	SBUS	0.04	0.01
tblVehicleEF	SBUS	0.98	0.36
tblVehicleEF	SBUS	2.6310e-003	8.0900e-004
tblVehicleEF	SBUS	0.12	0.13
tblVehicleEF	SBUS	0.01	0.06
tblVehicleEF	SBUS	0.44	0.04
tblVehicleEF	SBUS	0.01	3.5160e-003
tblVehicleEF	SBUS	0.01	0.01
tblVehicleEF	SBUS	6.8900e-004	5.7000e-005
tblVehicleEF	SBUS	4.7790e-003	1.5260e-003
tblVehicleEF	SBUS	0.04	0.01
tblVehicleEF	SBUS	1.42	0.51
tblVehicleEF	SBUS	2.6310e-003	8.0900e-004

tblVehicleEF	SBUS	0.15	0.16
tblVehicleEF	SBUS	0.01	0.06
tblVehicleEF	SBUS	0.48	0.04
tblVehicleEF	SBUS	0.85	0.08
tblVehicleEF	SBUS	0.02	0.01
tblVehicleEF	SBUS	0.08	7.6420e-003
tblVehicleEF	SBUS	8.41	3.03
tblVehicleEF	SBUS	1.10	0.96
tblVehicleEF	SBUS	9.44	1.07
tblVehicleEF	SBUS	1,046.68	343.05
tblVehicleEF	SBUS	1,081.97	1,111.77
tblVehicleEF	SBUS	55.54	6.12
tblVehicleEF	SBUS	8.70	3.57
tblVehicleEF	SBUS	4.20	5.82
tblVehicleEF	SBUS	0.01	6.9070e-003
tblVehicleEF	SBUS	0.01	0.01
tblVehicleEF	SBUS	0.02	0.04
tblVehicleEF	SBUS	9.5800e-004	6.8000e-005
tblVehicleEF	SBUS	0.01	6.6080e-003
tblVehicleEF	SBUS	2.6720e-003	2.6450e-003
tblVehicleEF	SBUS	0.02	0.04
tblVehicleEF	SBUS	8.8100e-004	6.2000e-005
tblVehicleEF	SBUS	3.4800e-003	1.1270e-003
tblVehicleEF	SBUS	0.04	0.01
tblVehicleEF	SBUS	0.99	0.36
tblVehicleEF	SBUS	1.8770e-003	5.7900e-004
tblVehicleEF	SBUS	0.12	0.13

tblVehicleEF	SBUS	0.02	0.08
tblVehicleEF	SBUS	0.49	0.04
tblVehicleEF	SBUS	0.01	3.2770e-003
tblVehicleEF	SBUS	0.01	0.01
tblVehicleEF	SBUS	7.1900e-004	6.1000e-005
tblVehicleEF	SBUS	3.4800e-003	1.1270e-003
tblVehicleEF	SBUS	0.04	0.01
tblVehicleEF	SBUS	1.43	0.51
tblVehicleEF	SBUS	1.8770e-003	5.7900e-004
tblVehicleEF	SBUS	0.15	0.15
tblVehicleEF	SBUS	0.02	0.08
tblVehicleEF	SBUS	0.54	0.05
tblVehicleEF	UBUS	1.81	5.27
tblVehicleEF	UBUS	0.07	0.04
tblVehicleEF	UBUS	8.43	41.16
tblVehicleEF	UBUS	12.59	1.81
tblVehicleEF	UBUS	1,815.92	2,086.92
tblVehicleEF	UBUS	135.00	22.69
tblVehicleEF	UBUS	4.36	0.48
tblVehicleEF	UBUS	0.53	0.08
tblVehicleEF	UBUS	0.01	0.03
tblVehicleEF	UBUS	0.03	2.8080e-003
tblVehicleEF	UBUS	1.2230e-003	4.4000e-005
tblVehicleEF	UBUS	0.23	0.03
tblVehicleEF	UBUS	3.0000e-003	7.5850e-003
tblVehicleEF	UBUS	0.03	2.6830e-003
tblVehicleEF	UBUS	1.1250e-003	4.1000e-005

tblVehicleEF	UBUS	5.9600e-003	2.9310e-003
tblVehicleEF	UBUS	0.09	0.04
tblVehicleEF	UBUS	3.5870e-003	2.0490e-003
tblVehicleEF	UBUS	0.47	0.08
tblVehicleEF	UBUS	0.03	0.24
tblVehicleEF	UBUS	0.94	0.15
tblVehicleEF	UBUS	8.6000e-003	4.3240e-003
tblVehicleEF	UBUS	1.5760e-003	2.2500e-004
tblVehicleEF	UBUS	5.9600e-003	2.9310e-003
tblVehicleEF	UBUS	0.09	0.04
tblVehicleEF	UBUS	3.5870e-003	2.0490e-003
tblVehicleEF	UBUS	2.34	5.39
tblVehicleEF	UBUS	0.03	0.24
tblVehicleEF	UBUS	1.03	0.17
tblVehicleEF	UBUS	1.81	5.27
tblVehicleEF	UBUS	0.06	0.03
tblVehicleEF	UBUS	8.48	41.16
tblVehicleEF	UBUS	11.11	1.61
tblVehicleEF	UBUS	1,815.92	2,086.92
tblVehicleEF	UBUS	135.00	22.33
tblVehicleEF	UBUS	4.09	0.47
tblVehicleEF	UBUS	0.53	0.08
tblVehicleEF	UBUS	0.01	0.03
tblVehicleEF	UBUS	0.03	2.8080e-003
tblVehicleEF	UBUS	1.2230e-003	4.4000e-005
tblVehicleEF	UBUS	0.23	0.03
tblVehicleEF	UBUS	3.0000e-003	7.5850e-003

tblVehicleEF	UBUS	0.03	2.6830e-003
tblVehicleEF	UBUS	1.1250e-003	4.1000e-005
tblVehicleEF	UBUS	7.9960e-003	4.0010e-003
tblVehicleEF	UBUS	0.09	0.04
tblVehicleEF	UBUS	4.7760e-003	2.7270e-003
tblVehicleEF	UBUS	0.48	0.08
tblVehicleEF	UBUS	0.03	0.21
tblVehicleEF	UBUS	0.87	0.14
tblVehicleEF	UBUS	8.6010e-003	4.3240e-003
tblVehicleEF	UBUS	1.5510e-003	2.2100e-004
tblVehicleEF	UBUS	7.9960e-003	4.0010e-003
tblVehicleEF	UBUS	0.09	0.04
tblVehicleEF	UBUS	4.7760e-003	2.7270e-003
tblVehicleEF	UBUS	2.34	5.39
tblVehicleEF	UBUS	0.03	0.21
tblVehicleEF	UBUS	0.95	0.16
tblVehicleEF	UBUS	1.81	5.27
tblVehicleEF	UBUS	0.07	0.04
tblVehicleEF	UBUS	8.41	41.16
tblVehicleEF	UBUS	12.84	1.85
tblVehicleEF	UBUS	1,815.92	2,086.92
tblVehicleEF	UBUS	135.00	22.76
tblVehicleEF	UBUS	4.27	0.48
tblVehicleEF	UBUS	0.53	0.08
tblVehicleEF	UBUS	0.01	0.03
tblVehicleEF	UBUS	0.03	2.8080e-003
tblVehicleEF	UBUS	1.2230e-003	4.4000e-005

tblVehicleEF	UBUS	0.23	0.03
tblVehicleEF	UBUS	3.0000e-003	7.5850e-003
tblVehicleEF	UBUS	0.03	2.6830e-003
tblVehicleEF	UBUS	1.1250e-003	4.1000e-005
tblVehicleEF	UBUS	6.6800e-003	2.7840e-003
tblVehicleEF	UBUS	0.11	0.04
tblVehicleEF	UBUS	3.7560e-003	1.9370e-003
tblVehicleEF	UBUS	0.47	0.08
tblVehicleEF	UBUS	0.04	0.29
tblVehicleEF	UBUS	0.95	0.16
tblVehicleEF	UBUS	8.6000e-003	4.3240e-003
tblVehicleEF	UBUS	1.5810e-003	2.2500e-004
tblVehicleEF	UBUS	6.6800e-003	2.7840e-003
tblVehicleEF	UBUS	0.11	0.04
tblVehicleEF	UBUS	3.7560e-003	1.9370e-003
tblVehicleEF	UBUS	2.33	5.39
tblVehicleEF	UBUS	0.04	0.29
tblVehicleEF	UBUS	1.05	0.17
tblVehicleTrips	CNW_TTP	41.00	0.00
tblVehicleTrips	CNW_TTP	41.00	0.00
tblVehicleTrips	CW_TTP	59.00	0.00
tblVehicleTrips	CW_TTP	59.00	0.00
tblVehicleTrips	DV_TP	5.00	0.00
tblVehicleTrips	DV_TP	5.00	0.00
tblVehicleTrips	PB_TP	3.00	0.00
tblVehicleTrips	PB_TP	3.00	0.00
tblVehicleTrips	PR_TP	92.00	0.00

tblVehicleTrips	PR_TP	92.00	0.00
tblVehicleTrips	ST_TR	1.68	0.00
tblVehicleTrips	ST_TR	1.68	0.00
tblVehicleTrips	SU_TR	1.68	0.00
tblVehicleTrips	SU_TR	1.68	0.00
tblVehicleTrips	WD_TR	1.68	0.00
tblVehicleTrips	WD_TR	1.68	0.00
tblWater	IndoorWaterUseRate	186,084,562.50	0.00
tblWater	IndoorWaterUseRate	186,084,562.50	0.00

2.0 Emissions Summary

2.1 Overall Construction

Unmitigated Construction

	ROG	NOx	CO	SO2	Fugitive PM10	Exhaust PM10	PM10 Total	Fugitive PM2.5	Exhaust PM2.5	PM2.5 Total	Bio- CO2	NBio- CO2	Total CO2	CH4	N2O	CO2e
Year	tons/yr										MT/yr					
2021	3.5456	21.5152	16.7220	0.0439	6.4787	0.7998	7.2785	1.6255	0.7377	2.3633	0.0000	3,983.1672	3,983.1672	0.7832	0.0000	4,002.7463
2022	3.3304	7.5727	6.8015	0.0197	2.2337	0.2589	2.4926	0.4643	0.2393	0.7035	0.0000	1,790.4886	1,790.4886	0.3218	0.0000	1,798.5344
Maximum	**3.5456**	**21.5152**	**16.7220**	**0.0439**	**6.4787**	**0.7998**	**7.2785**	**1.6255**	**0.7377**	**2.3633**	**0.0000**	**3,983.1672**	**3,983.1672**	**0.7832**	**0.0000**	**4,002.7463**

Mitigated Construction

	ROG	NOx	CO	SO2	Fugitive PM10	Exhaust PM10	PM10 Total	Fugitive PM2.5	Exhaust PM2.5	PM2.5 Total	Bio- CO2	NBio- CO2	Total CO2	CH4	N2O	CO2e
Year	tons/yr										MT/yr					
2021	3.0089	18.1250	17.7972	0.0439	3.3317	0.6529	3.9846	0.8508	0.6222	1.4730	0.0000	3,983.1646	3,983.1646	0.7832	0.0000	4,002.7437
2022	3.1296	6.7915	7.5838	0.0197	1.3085	0.2242	1.5328	0.2987	0.2169	0.5155	0.0000	1,790.4875	1,790.4875	0.3218	0.0000	1,798.5333
Maximum	**3.1296**	**18.1250**	**17.7972**	**0.0439**	**3.3317**	**0.6529**	**3.9846**	**0.8508**	**0.6222**	**1.4730**	**0.0000**	**3,983.1646**	**3,983.1646**	**0.7832**	**0.0000**	**4,002.7437**

	ROG	**NOx**	**CO**	**SO2**	**Fugitive PM10**	**Exhaust PM10**	**PM10 Total**	**Fugitive PM2.5**	**Exhaust PM2.5**	**PM2.5 Total**	**Bio- CO2**	**NBio-CO2**	**Total CO2**	**CH4**	**N20**	**CO2e**
Percent Reduction	**10.73**	**14.34**	**-7.90**	**0.00**	**46.74**	**17.15**	**43.53**	**45.00**	**14.11**	**35.16**	**0.00**	**0.00**	**0.00**	**0.00**	**0.00**	**0.00**

Quarter	Start Date	End Date	Maximum Unmitigated ROG + NOX (tons/quarter)	Maximum Mitigated ROG + NOX (tons/quarter)
1	4-2-2021	7-1-2021	5.2780	4.4838
2	7-2-2021	10-1-2021	10.4911	8.8011
3	10-2-2021	1-1-2022	9.2120	7.7838
4	1-2-2022	4-1-2022	8.4894	7.7077
5	4-2-2022	7-1-2022	2.4105	2.2053
		Highest	10.4911	8.8011

2.2 Overall Operational

Unmitigated Operational

	ROG	NOx	CO	SO2	Fugitive PM10	Exhaust PM10	PM10 Total	Fugitive PM2.5	Exhaust PM2.5	PM2.5 Total	Bio- CO2	NBio- CO2	Total CO2	CH4	N2O	CO2e
Category	tons/yr										MT/yr					
Area	6.6655	4.2000e-004	0.0458	0.0000		1.6000e-004	1.6000e-004		1.6000e-004	1.6000e-004	0.0000	0.0890	0.0890	2.3000e-004	0.0000	0.0948
Energy	0.0000	0.0000	0.0000	0.0000		0.0000	0.0000		0.0000	0.0000	0.0000	0.0000	0.0000	0.0000	0.0000	0.0000
Mobile	0.0000	0.0000	0.0000	0.0000	0.0000	0.0000	0.0000	0.0000	0.0000	0.0000	0.0000	0.0000	0.0000	0.0000	0.0000	0.0000
Waste						0.0000	0.0000		0.0000	0.0000	0.0000	0.0000	0.0000	0.0000	0.0000	0.0000
Water						0.0000	0.0000		0.0000	0.0000	0.0000	0.0000	0.0000	0.0000	0.0000	0.0000
Total	**6.6655**	**4.2000e-004**	**0.0458**	**0.0000**	**0.0000**	**1.6000e-004**	**1.6000e-004**	**0.0000**	**1.6000e-004**	**1.6000e-004**	**0.0000**	**0.0890**	**0.0890**	**2.3000e-004**	**0.0000**	**0.0948**

2.2 Overall Operational

Mitigated Operational

	ROG	NOx	CO	SO2	Fugitive PM10	Exhaust PM10	PM10 Total	Fugitive PM2.5	Exhaust PM2.5	PM2.5 Total	Bio- CO2	NBio- CO2	Total CO2	CH4	N2O	CO2e
Category	tons/yr										MT/yr					
Area	6.6655	4.2000e-004	0.0458	0.0000		1.6000e-004	1.6000e-004		1.6000e-004	1.6000e-004	0.0000	0.0890	0.0890	2.3000e-004	0.0000	0.0948
Energy	0.0000	0.0000	0.0000	0.0000		0.0000	0.0000		0.0000	0.0000	0.0000	0.0000	0.0000	0.0000	0.0000	0.0000
Mobile	0.0000	0.0000	0.0000	0.0000	0.0000	0.0000	0.0000	0.0000	0.0000	0.0000	0.0000	0.0000	0.0000	0.0000	0.0000	0.0000
Waste						0.0000	0.0000		0.0000	0.0000	0.0000	0.0000	0.0000	0.0000	0.0000	0.0000
Water						0.0000	0.0000		0.0000	0.0000	0.0000	0.0000	0.0000	0.0000	0.0000	0.0000
Total	**6.6655**	**4.2000e-004**	**0.0458**	**0.0000**	**0.0000**	**1.6000e-004**	**1.6000e-004**	**0.0000**	**1.6000e-004**	**1.6000e-004**	**0.0000**	**0.0890**	**0.0890**	**2.3000e-004**	**0.0000**	**0.0948**

	ROG	NOx	CO	SO2	Fugitive PM10	Exhaust PM10	PM10 Total	Fugitive PM2.5	Exhaust PM2.5	PM2.5 Total	Bio- CO2	NBio-CO2	Total CO2	CH4	N20	CO2e
Percent Reduction	**0.00**	**0.00**	**0.00**	**0.00**	**0.00**	**0.00**	**0.00**	**0.00**	**0.00**	**0.00**	**0.00**	**0.00**	**0.00**	**0.00**	**0.00**	**0.00**

3.0 Construction Detail

Construction Phase

Phase Number	Phase Name	Phase Type	Start Date	End Date	Num Days Week	Num Days	Phase Description
1	Demolition	Demolition	4/2/2021	9/20/2021	5	122	
2	Site Preparation	Site Preparation	5/11/2021	10/4/2021	5	105	
3	Grading	Grading	5/25/2021	4/25/2022	5	240	
4	Building Construction	Building Construction	6/16/2021	4/8/2022	5	213	
5	Paving	Paving	10/12/2021	6/21/2022	5	181	
6	Architectural Coating	Architectural Coating	10/21/2021	5/10/2022	5	144	

Acres of Grading (Site Preparation Phase): 1050

Acres of Grading (Grading Phase): 2400

Acres of Paving: 29.16

Residential Indoor: 0; Residential Outdoor: 0; Non-Residential Indoor: 2,414,076; Non-Residential Outdoor: 804,692; Striped Parking Area: 76,208 (Architectural Coating – sqft)

<u>OffRoad Equipment</u>

GLC Fullerton (Construction - Unmitigated) - Orange County, Annual

Phase Name	Offroad Equipment Type	Amount	Usage Hours	Horse Power	Load Factor
Demolition	Concrete/Industrial Saws	0	8.00	81	0.73
Demolition	Excavators	8	8.00	158	0.38
Demolition	Forklifts	1	8.00	89	0.20
Demolition	Other Construction Equipment	2	8.00	172	0.42
Demolition	Rubber Tired Dozers	2	8.00	247	0.40
Demolition	Skid Steer Loaders	3	8.00	65	0.37
Demolition	Tractors/Loaders/Backhoes	1	8.00	97	0.37
Site Preparation	Rubber Tired Dozers	3	8.00	247	0.40
Site Preparation	Tractors/Loaders/Backhoes	4	8.00	97	0.37
Grading	Excavators	0	8.00	158	0.38
Grading	Graders	0	8.00	187	0.41
Grading	Graders	1	8.00	260	0.41
Grading	Other Construction Equipment	1	8.00	330	0.42
Grading	Rubber Tired Dozers	1	8.00	405	0.40
Grading	Scrapers	2	8.00	407	0.48
Grading	Scrapers	6	8.00	457	0.48
Grading	Tractors/Loaders/Backhoes	1	8.00	230	0.37
Building Construction	Cranes	1	8.00	231	0.29
Building Construction	Forklifts	3	8.00	89	0.20
Building Construction	Generator Sets	1	8.00	84	0.74
Building Construction	Tractors/Loaders/Backhoes	3	8.00	97	0.37
Building Construction	Welders	1	8.00	46	0.45
Paving	Pavers	2	8.00	130	0.42
Paving	Paving Equipment	2	8.00	132	0.36
Paving	Rollers	2	8.00	80	0.38
Architectural Coating	Air Compressors	1	8.00	78	0.48

Trips and VMT

Phase Name	Offroad Equipment Count	Worker Trip Number	Vendor Trip Number	Hauling Trip Number	Worker Trip Length	Vendor Trip Length	Hauling Trip Length	Worker Vehicle Class	Vendor Vehicle Class	Hauling Vehicle Class
Demolition	17	43.00	0.00	1,394.00	14.70	6.90	26.36	LD_Mix	HDT_Mix	HHDT
Site Preparation	7	18.00	0.00	0.00	14.70	6.90	20.00	LD_Mix	HDT_Mix	HHDT
Grading	12	30.00	0.00	405.00	14.70	6.90	20.00	LD_Mix	HDT_Mix	HHDT
Building Construction	9	1,209.00	472.00	0.00	14.70	6.90	20.00	LD_Mix	HDT_Mix	HHDT
Paving	6	15.00	0.00	0.00	14.70	6.90	20.00	LD_Mix	HDT_Mix	HHDT
Architectural Coating	1	242.00	0.00	0.00	14.70	6.90	20.00	LD_Mix	HDT_Mix	HHDT

3.1 Mitigation Measures Construction

Use Cleaner Engines for Construction Equipment

Water Exposed Area

3.2 Demolition - 2021

Unmitigated Construction On-Site

	ROG	NOx	CO	SO2	Fugitive PM10	Exhaust PM10	PM10 Total	Fugitive PM2.5	Exhaust PM2.5	PM2.5 Total	Bio- CO2	NBio- CO2	Total CO2	CH4	N2O	CO2e
Category	tons/yr										MT/yr					
Fugitive Dust					1.9023	0.0000	1.9023	0.2880	0.0000	0.2880	0.0000	0.0000	0.0000	0.0000	0.0000	0.0000
Off-Road	0.3239	3.2951	3.0475	4.9800e-003		0.1633	0.1633		0.1502	0.1502	0.0000	437.3281	437.3281	0.1414	0.0000	440.8641
Total	**0.3239**	**3.2951**	**3.0475**	**4.9800e-003**	**1.9023**	**0.1633**	**2.0656**	**0.2880**	**0.1502**	**0.4382**	**0.0000**	**437.3281**	**437.3281**	**0.1414**	**0.0000**	**440.8641**

3.2 Demolition - 2021

Unmitigated Construction Off-Site

	ROG	NOx	CO	SO2	Fugitive PM10	Exhaust PM10	PM10 Total	Fugitive PM2.5	Exhaust PM2.5	PM2.5 Total	Bio- CO2	NBio- CO2	Total CO2	CH4	N2O	CO2e
Category	tons/yr										MT/yr					
Hauling	6.3500e-003	0.2214	0.0624	6.7000e-004	0.0157	7.3000e-004	0.0165	4.3200e-003	7.0000e-004	5.0100e-003	0.0000	67.8703	67.8703	7.0300e-003	0.0000	68.0460
Vendor	0.0000	0.0000	0.0000	0.0000	0.0000	0.0000	0.0000	0.0000	0.0000	0.0000	0.0000	0.0000	0.0000	0.0000	0.0000	0.0000
Worker	9.6100e-003	6.4600e-003	0.0754	2.7000e-004	0.0288	1.9000e-004	0.0290	7.6500e-003	1.7000e-004	7.8200e-003	0.0000	24.0579	24.0579	5.2000e-004	0.0000	24.0708
Total	**0.0160**	**0.2279**	**0.1377**	**9.4000e-004**	**0.0445**	**9.2000e-004**	**0.0455**	**0.0120**	**8.7000e-004**	**0.0128**	**0.0000**	**91.9282**	**91.9282**	**7.5500e-003**	**0.0000**	**92.1168**

Mitigated Construction On-Site

	ROG	NOx	CO	SO2	Fugitive PM10	Exhaust PM10	PM10 Total	Fugitive PM2.5	Exhaust PM2.5	PM2.5 Total	Bio- CO2	NBio- CO2	Total CO2	CH4	N2O	CO2e
Category	tons/yr										MT/yr					
Fugitive Dust					0.7419	0.0000	0.7419	0.1123	0.0000	0.1123	0.0000	0.0000	0.0000	0.0000	0.0000	0.0000
Off-Road	0.2958	3.0908	3.0842	4.9800e-003		0.1517	0.1517		0.1402	0.1402	0.0000	437.3276	437.3276	0.1414	0.0000	440.8636
Total	**0.2958**	**3.0908**	**3.0842**	**4.9800e-003**	**0.7419**	**0.1517**	**0.8936**	**0.1123**	**0.1402**	**0.2526**	**0.0000**	**437.3276**	**437.3276**	**0.1414**	**0.0000**	**440.8636**

3.2 Demolition - 2021

Mitigated Construction Off-Site

	ROG	NOx	CO	SO2	Fugitive PM10	Exhaust PM10	PM10 Total	Fugitive PM2.5	Exhaust PM2.5	PM2.5 Total	Bio- CO2	NBio- CO2	Total CO2	CH4	N2O	CO2e
Category	tons/yr										MT/yr					
Hauling	6.3500e-003	0.2214	0.0624	6.7000e-004	0.0157	7.3000e-004	0.0165	4.3200e-003	7.0000e-004	5.0100e-003	0.0000	67.8703	67.8703	7.0300e-003	0.0000	68.0460
Vendor	0.0000	0.0000	0.0000	0.0000	0.0000	0.0000	0.0000	0.0000	0.0000	0.0000	0.0000	0.0000	0.0000	0.0000	0.0000	0.0000
Worker	9.6100e-003	6.4600e-003	0.0754	2.7000e-004	0.0288	1.9000e-004	0.0290	7.6500e-003	1.7000e-004	7.8200e-003	0.0000	24.0579	24.0579	5.2000e-004	0.0000	24.0708
Total	**0.0160**	**0.2279**	**0.1377**	**9.4000e-004**	**0.0445**	**9.2000e-004**	**0.0455**	**0.0120**	**8.7000e-004**	**0.0128**	**0.0000**	**91.9282**	**91.9282**	**7.5500e-003**	**0.0000**	**92.1168**

3.3 Site Preparation - 2021

Unmitigated Construction On-Site

	ROG	NOx	CO	SO2	Fugitive PM10	Exhaust PM10	PM10 Total	Fugitive PM2.5	Exhaust PM2.5	PM2.5 Total	Bio- CO2	NBio- CO2	Total CO2	CH4	N2O	CO2e
Category	tons/yr										MT/yr					
Fugitive Dust					1.5052	0.0000	1.5052	0.5815	0.0000	0.5815	0.0000	0.0000	0.0000	0.0000	0.0000	0.0000
Off-Road	0.2041	2.1261	1.1106	2.0000e-003		0.1073	0.1073		0.0988	0.0988	0.0000	175.5375	175.5375	0.0568	0.0000	176.9568
Total	**0.2041**	**2.1261**	**1.1106**	**2.0000e-003**	**1.5052**	**0.1073**	**1.6126**	**0.5815**	**0.0988**	**0.6802**	**0.0000**	**175.5375**	**175.5375**	**0.0568**	**0.0000**	**176.9568**

3.3 Site Preparation - 2021

Unmitigated Construction Off-Site

	ROG	NOx	CO	SO2	Fugitive PM10	Exhaust PM10	PM10 Total	Fugitive PM2.5	Exhaust PM2.5	PM2.5 Total	Bio- CO2	NBio- CO2	Total CO2	CH4	N2O	CO2e
Category	tons/yr										MT/yr					
Hauling	0.0000	0.0000	0.0000	0.0000	0.0000	0.0000	0.0000	0.0000	0.0000	0.0000	0.0000	0.0000	0.0000	0.0000	0.0000	0.0000
Vendor	0.0000	0.0000	0.0000	0.0000	0.0000	0.0000	0.0000	0.0000	0.0000	0.0000	0.0000	0.0000	0.0000	0.0000	0.0000	0.0000
Worker	3.4600e-003	2.3300e-003	0.0272	1.0000e-004	0.0104	7.0000e-005	0.0104	2.7600e-003	6.0000e-005	2.8200e-003	0.0000	8.6674	8.6674	1.9000e-004	0.0000	8.6721
Total	**3.4600e-003**	**2.3300e-003**	**0.0272**	**1.0000e-004**	**0.0104**	**7.0000e-005**	**0.0104**	**2.7600e-003**	**6.0000e-005**	**2.8200e-003**	**0.0000**	**8.6674**	**8.6674**	**1.9000e-004**	**0.0000**	**8.6721**

Mitigated Construction On-Site

	ROG	NOx	CO	SO2	Fugitive PM10	Exhaust PM10	PM10 Total	Fugitive PM2.5	Exhaust PM2.5	PM2.5 Total	Bio- CO2	NBio- CO2	Total CO2	CH4	N2O	CO2e
Category	tons/yr										MT/yr					
Fugitive Dust					0.5870	0.0000	0.5870	0.2268	0.0000	0.2268	0.0000	0.0000	0.0000	0.0000	0.0000	0.0000
Off-Road	0.1796	1.9115	1.1249	2.0000e-003		0.0953	0.0953		0.0880	0.0880	0.0000	175.5373	175.5373	0.0568	0.0000	176.9566
Total	**0.1796**	**1.9115**	**1.1249**	**2.0000e-003**	**0.5870**	**0.0953**	**0.6824**	**0.2268**	**0.0880**	**0.3148**	**0.0000**	**175.5373**	**175.5373**	**0.0568**	**0.0000**	**176.9566**

3.3 Site Preparation - 2021

Mitigated Construction Off-Site

	ROG	NOx	CO	SO2	Fugitive PM10	Exhaust PM10	PM10 Total	Fugitive PM2.5	Exhaust PM2.5	PM2.5 Total	Bio- CO2	NBio- CO2	Total CO2	CH4	N2O	CO2e
Category	tons/yr										MT/yr					
Hauling	0.0000	0.0000	0.0000	0.0000	0.0000	0.0000	0.0000	0.0000	0.0000	0.0000	0.0000	0.0000	0.0000	0.0000	0.0000	0.0000
Vendor	0.0000	0.0000	0.0000	0.0000	0.0000	0.0000	0.0000	0.0000	0.0000	0.0000	0.0000	0.0000	0.0000	0.0000	0.0000	0.0000
Worker	3.4600e-003	2.3300e-003	0.0272	1.0000e-004	0.0104	7.0000e-005	0.0104	2.7600e-003	6.0000e-005	2.8200e-003	0.0000	8.6674	8.6674	1.9000e-004	0.0000	8.6721
Total	**3.4600e-003**	**2.3300e-003**	**0.0272**	**1.0000e-004**	**0.0104**	**7.0000e-005**	**0.0104**	**2.7600e-003**	**6.0000e-005**	**2.8200e-003**	**0.0000**	**8.6674**	**8.6674**	**1.9000e-004**	**0.0000**	**8.6721**

3.4 Grading - 2021

Unmitigated Construction On-Site

	ROG	NOx	CO	SO2	Fugitive PM10	Exhaust PM10	PM10 Total	Fugitive PM2.5	Exhaust PM2.5	PM2.5 Total	Bio- CO2	NBio- CO2	Total CO2	CH4	N2O	CO2e
Category	tons/yr										MT/yr					
Fugitive Dust					1.7515	0.0000	1.7515	0.4006	0.0000	0.4006	0.0000	0.0000	0.0000	0.0000	0.0000	0.0000
Off-Road	0.9427	10.6034	6.9842	0.0151		0.4179	0.4179		0.3845	0.3845	0.0000	1,323.1966	1,323.1966	0.4280	0.0000	1,333.8953
Total	**0.9427**	**10.6034**	**6.9842**	**0.0151**	**1.7515**	**0.4179**	**2.1695**	**0.4006**	**0.3845**	**0.7851**	**0.0000**	**1,323.1966**	**1,323.1966**	**0.4280**	**0.0000**	**1,333.8953**

3.4 Grading - 2021

Unmitigated Construction Off-Site

	ROG	NOx	CO	SO2	Fugitive PM10	Exhaust PM10	PM10 Total	Fugitive PM2.5	Exhaust PM2.5	PM2.5 Total	Bio- CO2	NBio- CO2	Total CO2	CH4	N2O	CO2e
Category	tons/yr										MT/yr					
Hauling	9.8000e-004	0.0352	9.5700e-003	1.0000e-004	3.1800e-003	1.1000e-004	3.2900e-003	8.5000e-004	1.0000e-004	9.5000e-004	0.0000	10.1898	10.1898	1.0700e-003	0.0000	10.2166
Vendor	0.0000	0.0000	0.0000	0.0000	0.0000	0.0000	0.0000	0.0000	0.0000	0.0000	0.0000	0.0000	0.0000	0.0000	0.0000	0.0000
Worker	8.7400e-003	5.8700e-003	0.0685	2.4000e-004	0.0262	1.7000e-004	0.0264	6.9500e-003	1.6000e-004	7.1100e-003	0.0000	21.8750	21.8750	4.7000e-004	0.0000	21.8867
Total	**9.7200e-003**	**0.0410**	**0.0781**	**3.4000e-004**	**0.0294**	**2.8000e-004**	**0.0297**	**7.8000e-003**	**2.6000e-004**	**8.0600e-003**	**0.0000**	**32.0648**	**32.0648**	**1.5400e-003**	**0.0000**	**32.1033**

Mitigated Construction On-Site

	ROG	NOx	CO	SO2	Fugitive PM10	Exhaust PM10	PM10 Total	Fugitive PM2.5	Exhaust PM2.5	PM2.5 Total	Bio- CO2	NBio- CO2	Total CO2	CH4	N2O	CO2e
Category	tons/yr										MT/yr					
Fugitive Dust					0.6831	0.0000	0.6831	0.1562	0.0000	0.1562	0.0000	0.0000	0.0000	0.0000	0.0000	0.0000
Off-Road	0.4622	7.6729	8.0064	0.0151		0.2972	0.2972		0.2920	0.2920	0.0000	1,323.1950	1,323.1950	0.4280	0.0000	1,333.8937
Total	**0.4622**	**7.6729**	**8.0064**	**0.0151**	**0.6831**	**0.2972**	**0.9803**	**0.1562**	**0.2920**	**0.4482**	**0.0000**	**1,323.1950**	**1,323.1950**	**0.4280**	**0.0000**	**1,333.8937**

3.4 Grading - 2021

Mitigated Construction Off-Site

	ROG	NOx	CO	SO2	Fugitive PM10	Exhaust PM10	PM10 Total	Fugitive PM2.5	Exhaust PM2.5	PM2.5 Total	Bio- CO2	NBio- CO2	Total CO2	CH4	N2O	CO2e
Category	tons/yr										MT/yr					
Hauling	9.8000e-004	0.0352	9.5700e-003	1.0000e-004	3.1800e-003	1.1000e-004	3.2900e-003	8.5000e-004	1.0000e-004	9.5000e-004	0.0000	10.1898	10.1898	1.0700e-003	0.0000	10.2166
Vendor	0.0000	0.0000	0.0000	0.0000	0.0000	0.0000	0.0000	0.0000	0.0000	0.0000	0.0000	0.0000	0.0000	0.0000	0.0000	0.0000
Worker	8.7400e-003	5.8700e-003	0.0685	2.4000e-004	0.0262	1.7000e-004	0.0264	6.9500e-003	1.6000e-004	7.1100e-003	0.0000	21.8750	21.8750	4.7000e-004	0.0000	21.8867
Total	**9.7200e-003**	**0.0410**	**0.0781**	**3.4000e-004**	**0.0294**	**2.8000e-004**	**0.0297**	**7.8000e-003**	**2.6000e-004**	**8.0600e-003**	**0.0000**	**32.0648**	**32.0648**	**1.5400e-003**	**0.0000**	**32.1033**

3.4 Grading - 2022

Unmitigated Construction On-Site

	ROG	NOx	CO	SO2	Fugitive PM10	Exhaust PM10	PM10 Total	Fugitive PM2.5	Exhaust PM2.5	PM2.5 Total	Bio- CO2	NBio- CO2	Total CO2	CH4	N2O	CO2e
Category	tons/yr										MT/yr					
Fugitive Dust					1.5167	0.0000	1.5167	0.2715	0.0000	0.2715	0.0000	0.0000	0.0000	0.0000	0.0000	0.0000
Off-Road	0.4301	4.5929	3.2716	7.6800e-003		0.1821	0.1821		0.1675	0.1675	0.0000	675.0113	675.0113	0.2183	0.0000	680.4691
Total	**0.4301**	**4.5929**	**3.2716**	**7.6800e-003**	**1.5167**	**0.1821**	**1.6988**	**0.2715**	**0.1675**	**0.4390**	**0.0000**	**675.0113**	**675.0113**	**0.2183**	**0.0000**	**680.4691**

3.4 Grading - 2022

Unmitigated Construction Off-Site

	ROG	NOx	CO	SO2	Fugitive PM10	Exhaust PM10	PM10 Total	Fugitive PM2.5	Exhaust PM2.5	PM2.5 Total	Bio- CO2	NBio- CO2	Total CO2	CH4	N2O	CO2e
Category	tons/yr										MT/yr					
Hauling	4.7000e-004	0.0165	4.9000e-003	5.0000e-005	2.9100e-003	5.0000e-005	2.9600e-003	7.5000e-004	5.0000e-005	7.9000e-004	0.0000	5.1224	5.1224	5.4000e-004	0.0000	5.1359
Vendor	0.0000	0.0000	0.0000	0.0000	0.0000	0.0000	0.0000	0.0000	0.0000	0.0000	0.0000	0.0000	0.0000	0.0000	0.0000	0.0000
Worker	4.2100e-003	2.7100e-003	0.0325	1.2000e-004	0.0133	9.0000e-005	0.0134	3.5400e-003	8.0000e-005	3.6200e-003	0.0000	10.7313	10.7313	2.2000e-004	0.0000	10.7367
Total	**4.6800e-003**	**0.0192**	**0.0374**	**1.7000e-004**	**0.0163**	**1.4000e-004**	**0.0164**	**4.2900e-003**	**1.3000e-004**	**4.4100e-003**	**0.0000**	**15.8537**	**15.8537**	**7.6000e-004**	**0.0000**	**15.8726**

Mitigated Construction On-Site

	ROG	NOx	CO	SO2	Fugitive PM10	Exhaust PM10	PM10 Total	Fugitive PM2.5	Exhaust PM2.5	PM2.5 Total	Bio- CO2	NBio- CO2	Total CO2	CH4	N2O	CO2e
Category	tons/yr										MT/yr					
Fugitive Dust					0.5915	0.0000	0.5915	0.1059	0.0000	0.1059	0.0000	0.0000	0.0000	0.0000	0.0000	0.0000
Off-Road	0.2307	3.8292	4.0526	7.6800e-003		0.1485	0.1485		0.1461	0.1461	0.0000	675.0105	675.0105	0.2183	0.0000	680.4683
Total	**0.2307**	**3.8292**	**4.0526**	**7.6800e-003**	**0.5915**	**0.1485**	**0.7400**	**0.1059**	**0.1461**	**0.2520**	**0.0000**	**675.0105**	**675.0105**	**0.2183**	**0.0000**	**680.4683**

3.4 Grading - 2022

Mitigated Construction Off-Site

	ROG	NOx	CO	SO2	Fugitive PM10	Exhaust PM10	PM10 Total	Fugitive PM2.5	Exhaust PM2.5	PM2.5 Total	Bio- CO2	NBio- CO2	Total CO2	CH4	N2O	CO2e
Category	tons/yr										MT/yr					
Hauling	4.7000e-004	0.0165	4.9000e-003	5.0000e-005	2.9100e-003	5.0000e-005	2.9600e-003	7.5000e-004	5.0000e-005	7.9000e-004	0.0000	5.1224	5.1224	5.4000e-004	0.0000	5.1359
Vendor	0.0000	0.0000	0.0000	0.0000	0.0000	0.0000	0.0000	0.0000	0.0000	0.0000	0.0000	0.0000	0.0000	0.0000	0.0000	0.0000
Worker	4.2100e-003	2.7100e-003	0.0325	1.2000e-004	0.0133	9.0000e-005	0.0134	3.5400e-003	8.0000e-005	3.6200e-003	0.0000	10.7313	10.7313	2.2000e-004	0.0000	10.7367
Total	**4.6800e-003**	**0.0192**	**0.0374**	**1.7000e-004**	**0.0163**	**1.4000e-004**	**0.0164**	**4.2900e-003**	**1.3000e-004**	**4.4100e-003**	**0.0000**	**15.8537**	**15.8537**	**7.6000e-004**	**0.0000**	**15.8726**

3.5 Building Construction - 2021

Unmitigated Construction On-Site

	ROG	NOx	CO	SO2	Fugitive PM10	Exhaust PM10	PM10 Total	Fugitive PM2.5	Exhaust PM2.5	PM2.5 Total	Bio- CO2	NBio- CO2	Total CO2	CH4	N2O	CO2e
Category	tons/yr										MT/yr					
Off-Road	0.1446	1.3406	1.2635	2.0600e-003		0.0733	0.0733		0.0688	0.0688	0.0000	177.4700	177.4700	0.0438	0.0000	178.5647
Total	**0.1446**	**1.3406**	**1.2635**	**2.0600e-003**		**0.0733**	**0.0733**		**0.0688**	**0.0688**	**0.0000**	**177.4700**	**177.4700**	**0.0438**	**0.0000**	**178.5647**

3.5 Building Construction - 2021

Unmitigated Construction Off-Site

	ROG	NOx	CO	SO2	Fugitive PM10	Exhaust PM10	PM10 Total	Fugitive PM2.5	Exhaust PM2.5	PM2.5 Total	Bio- CO2	NBio- CO2	Total CO2	CH4	N2O	CO2e
Category	tons/yr										MT/yr					
Hauling	0.0000	0.0000	0.0000	0.0000	0.0000	0.0000	0.0000	0.0000	0.0000	0.0000	0.0000	0.0000	0.0000	0.0000	0.0000	0.0000
Vendor	0.0920	3.2152	0.9013	8.2400e-003	0.2125	6.6800e-003	0.2191	0.0613	6.3900e-003	0.0677	0.0000	814.4353	814.4353	0.0659	0.0000	816.0834
Worker	0.3167	0.2129	2.4833	8.7600e-003	0.9490	6.2500e-003	0.9552	0.2520	5.7600e-003	0.2578	0.0000	792.8507	792.8507	0.0170	0.0000	793.2752
Total	**0.4088**	**3.4282**	**3.3846**	**0.0170**	**1.1614**	**0.0129**	**1.1744**	**0.3133**	**0.0122**	**0.3254**	**0.0000**	**1,607.2860**	**1,607.2860**	**0.0829**	**0.0000**	**1,609.3586**

Mitigated Construction On-Site

	ROG	NOx	CO	SO2	Fugitive PM10	Exhaust PM10	PM10 Total	Fugitive PM2.5	Exhaust PM2.5	PM2.5 Total	Bio- CO2	NBio- CO2	Total CO2	CH4	N2O	CO2e
Category	tons/yr										MT/yr					
Off-Road	0.1411	1.2997	1.2654	2.0600e-003		0.0708	0.0708		0.0665	0.0665	0.0000	177.4697	177.4697	0.0438	0.0000	178.5645
Total	**0.1411**	**1.2997**	**1.2654**	**2.0600e-003**		**0.0708**	**0.0708**		**0.0665**	**0.0665**	**0.0000**	**177.4697**	**177.4697**	**0.0438**	**0.0000**	**178.5645**

3.5 Building Construction - 2021

Mitigated Construction Off-Site

	ROG	NOx	CO	SO2	Fugitive PM10	Exhaust PM10	PM10 Total	Fugitive PM2.5	Exhaust PM2.5	PM2.5 Total	Bio- CO2	NBio- CO2	Total CO2	CH4	N2O	CO2e
Category	tons/yr										MT/yr					
Hauling	0.0000	0.0000	0.0000	0.0000	0.0000	0.0000	0.0000	0.0000	0.0000	0.0000	0.0000	0.0000	0.0000	0.0000	0.0000	0.0000
Vendor	0.0920	3.2152	0.9013	8.2400e-003	0.2125	6.6800e-003	0.2191	0.0613	6.3900e-003	0.0677	0.0000	814.4353	814.4353	0.0659	0.0000	816.0834
Worker	0.3167	0.2129	2.4833	8.7600e-003	0.9490	6.2500e-003	0.9552	0.2520	5.7600e-003	0.2578	0.0000	792.8507	792.8507	0.0170	0.0000	793.2752
Total	**0.4088**	**3.4282**	**3.3846**	**0.0170**	**1.1614**	**0.0129**	**1.1744**	**0.3133**	**0.0122**	**0.3254**	**0.0000**	**1,607.2860**	**1,607.2860**	**0.0829**	**0.0000**	**1,609.3586**

3.5 Building Construction - 2022

Unmitigated Construction On-Site

	ROG	NOx	CO	SO2	Fugitive PM10	Exhaust PM10	PM10 Total	Fugitive PM2.5	Exhaust PM2.5	PM2.5 Total	Bio- CO2	NBio- CO2	Total CO2	CH4	N2O	CO2e
Category	tons/yr										MT/yr					
Off-Road	0.0635	0.5869	0.6104	1.0100e-003		0.0303	0.0303		0.0284	0.0284	0.0000	86.9086	86.9086	0.0213	0.0000	87.4413
Total	**0.0635**	**0.5869**	**0.6104**	**1.0100e-003**		**0.0303**	**0.0303**		**0.0284**	**0.0284**	**0.0000**	**86.9086**	**86.9086**	**0.0213**	**0.0000**	**87.4413**

3.5 Building Construction - 2022

Unmitigated Construction Off-Site

	ROG	NOx	CO	SO2	Fugitive PM10	Exhaust PM10	PM10 Total	Fugitive PM2.5	Exhaust PM2.5	PM2.5 Total	Bio- CO2	NBio- CO2	Total CO2	CH4	N2O	CO2e
Category	tons/yr										MT/yr					
Hauling	0.0000	0.0000	0.0000	0.0000	0.0000	0.0000	0.0000	0.0000	0.0000	0.0000	0.0000	0.0000	0.0000	0.0000	0.0000	0.0000
Vendor	0.0424	1.4875	0.4257	3.9900e-003	0.1040	2.8500e-003	0.1068	0.0300	2.7200e-003	0.0327	0.0000	394.7436	394.7436	0.0312	0.0000	395.5244
Worker	0.1467	0.0944	1.1332	4.1300e-003	0.4645	3.0000e-003	0.4675	0.1234	2.7600e-003	0.1261	0.0000	373.7402	373.7402	7.5400e-003	0.0000	373.9288
Total	**0.1890**	**1.5819**	**1.5589**	**8.1200e-003**	**0.5685**	**5.8500e-003**	**0.5744**	**0.1534**	**5.4800e-003**	**0.1588**	**0.0000**	**768.4838**	**768.4838**	**0.0388**	**0.0000**	**769.4532**

Mitigated Construction On-Site

	ROG	NOx	CO	SO2	Fugitive PM10	Exhaust PM10	PM10 Total	Fugitive PM2.5	Exhaust PM2.5	PM2.5 Total	Bio- CO2	NBio- CO2	Total CO2	CH4	N2O	CO2e
Category	tons/yr										MT/yr					
Off-Road	0.0621	0.5694	0.6116	1.0100e-003		0.0293	0.0293		0.0275	0.0275	0.0000	86.9085	86.9085	0.0213	0.0000	87.4412
Total	**0.0621**	**0.5694**	**0.6116**	**1.0100e-003**		**0.0293**	**0.0293**		**0.0275**	**0.0275**	**0.0000**	**86.9085**	**86.9085**	**0.0213**	**0.0000**	**87.4412**

3.5 Building Construction - 2022

Mitigated Construction Off-Site

	ROG	NOx	CO	SO2	Fugitive PM10	Exhaust PM10	PM10 Total	Fugitive PM2.5	Exhaust PM2.5	PM2.5 Total	Bio- CO2	NBio- CO2	Total CO2	CH4	N2O	CO2e
Category	tons/yr										MT/yr					
Hauling	0.0000	0.0000	0.0000	0.0000	0.0000	0.0000	0.0000	0.0000	0.0000	0.0000	0.0000	0.0000	0.0000	0.0000	0.0000	0.0000
Vendor	0.0424	1.4875	0.4257	3.9900e-003	0.1040	2.8500e-003	0.1068	0.0300	2.7200e-003	0.0327	0.0000	394.7436	394.7436	0.0312	0.0000	395.5244
Worker	0.1467	0.0944	1.1332	4.1300e-003	0.4645	3.0000e-003	0.4675	0.1234	2.7600e-003	0.1261	0.0000	373.7402	373.7402	7.5400e-003	0.0000	373.9288
Total	**0.1890**	**1.5819**	**1.5589**	**8.1200e-003**	**0.5685**	**5.8500e-003**	**0.5744**	**0.1534**	**5.4800e-003**	**0.1588**	**0.0000**	**768.4838**	**768.4838**	**0.0388**	**0.0000**	**769.4532**

3.6 Paving - 2021

Unmitigated Construction On-Site

	ROG	NOx	CO	SO2	Fugitive PM10	Exhaust PM10	PM10 Total	Fugitive PM2.5	Exhaust PM2.5	PM2.5 Total	Bio- CO2	NBio- CO2	Total CO2	CH4	N2O	CO2e
Category	tons/yr										MT/yr					
Off-Road	0.0370	0.3811	0.4323	6.7000e-004		0.0200	0.0200		0.0184	0.0184	0.0000	59.0693	59.0693	0.0191	0.0000	59.5469
Paving	0.0125					0.0000	0.0000		0.0000	0.0000	0.0000	0.0000	0.0000	0.0000	0.0000	0.0000
Total	**0.0495**	**0.3811**	**0.4323**	**6.7000e-004**		**0.0200**	**0.0200**		**0.0184**	**0.0184**	**0.0000**	**59.0693**	**59.0693**	**0.0191**	**0.0000**	**59.5469**

3.6 Paving - 2021

Unmitigated Construction Off-Site

	ROG	NOx	CO	SO2	Fugitive PM10	Exhaust PM10	PM10 Total	Fugitive PM2.5	Exhaust PM2.5	PM2.5 Total	Bio- CO2	NBio- CO2	Total CO2	CH4	N2O	CO2e
Category	tons/yr										MT/yr					
Hauling	0.0000	0.0000	0.0000	0.0000	0.0000	0.0000	0.0000	0.0000	0.0000	0.0000	0.0000	0.0000	0.0000	0.0000	0.0000	0.0000
Vendor	0.0000	0.0000	0.0000	0.0000	0.0000	0.0000	0.0000	0.0000	0.0000	0.0000	0.0000	0.0000	0.0000	0.0000	0.0000	0.0000
Worker	1.6200e-003	1.0900e-003	0.0127	4.0000e-005	4.8600e-003	3.0000e-005	4.8900e-003	1.2900e-003	3.0000e-005	1.3200e-003	0.0000	4.0586	4.0586	9.0000e-005	0.0000	4.0607
Total	**1.6200e-003**	**1.0900e-003**	**0.0127**	**4.0000e-005**	**4.8600e-003**	**3.0000e-005**	**4.8900e-003**	**1.2900e-003**	**3.0000e-005**	**1.3200e-003**	**0.0000**	**4.0586**	**4.0586**	**9.0000e-005**	**0.0000**	**4.0607**

Mitigated Construction On-Site

	ROG	NOx	CO	SO2	Fugitive PM10	Exhaust PM10	PM10 Total	Fugitive PM2.5	Exhaust PM2.5	PM2.5 Total	Bio- CO2	NBio- CO2	Total CO2	CH4	N2O	CO2e
Category	tons/yr										MT/yr					
Off-Road	0.0370	0.3811	0.4323	6.7000e-004		0.0200	0.0200		0.0184	0.0184	0.0000	59.0692	59.0692	0.0191	0.0000	59.5468
Paving	0.0125					0.0000	0.0000		0.0000	0.0000	0.0000	0.0000	0.0000	0.0000	0.0000	0.0000
Total	**0.0495**	**0.3811**	**0.4323**	**6.7000e-004**		**0.0200**	**0.0200**		**0.0184**	**0.0184**	**0.0000**	**59.0692**	**59.0692**	**0.0191**	**0.0000**	**59.5468**

3.6 Paving - 2021

Mitigated Construction Off-Site

	ROG	NOx	CO	SO2	Fugitive PM10	Exhaust PM10	PM10 Total	Fugitive PM2.5	Exhaust PM2.5	PM2.5 Total	Bio- CO2	NBio- CO2	Total CO2	CH4	N2O	CO2e
Category	tons/yr										MT/yr					
Hauling	0.0000	0.0000	0.0000	0.0000	0.0000	0.0000	0.0000	0.0000	0.0000	0.0000	0.0000	0.0000	0.0000	0.0000	0.0000	0.0000
Vendor	0.0000	0.0000	0.0000	0.0000	0.0000	0.0000	0.0000	0.0000	0.0000	0.0000	0.0000	0.0000	0.0000	0.0000	0.0000	0.0000
Worker	1.6200e-003	1.0900e-003	0.0127	4.0000e-005	4.8600e-003	3.0000e-005	4.8900e-003	1.2900e-003	3.0000e-005	1.3200e-003	0.0000	4.0586	4.0586	9.0000e-005	0.0000	4.0607
Total	**1.6200e-003**	**1.0900e-003**	**0.0127**	**4.0000e-005**	**4.8600e-003**	**3.0000e-005**	**4.8900e-003**	**1.2900e-003**	**3.0000e-005**	**1.3200e-003**	**0.0000**	**4.0586**	**4.0586**	**9.0000e-005**	**0.0000**	**4.0607**

3.6 Paving - 2022

Unmitigated Construction On-Site

	ROG	NOx	CO	SO2	Fugitive PM10	Exhaust PM10	PM10 Total	Fugitive PM2.5	Exhaust PM2.5	PM2.5 Total	Bio- CO2	NBio- CO2	Total CO2	CH4	N2O	CO2e
Category	tons/yr										MT/yr					
Off-Road	0.0673	0.6786	0.8894	1.3900e-003		0.0346	0.0346		0.0319	0.0319	0.0000	122.1681	122.1681	0.0395	0.0000	123.1559
Paving	0.0258					0.0000	0.0000		0.0000	0.0000	0.0000	0.0000	0.0000	0.0000	0.0000	0.0000
Total	**0.0930**	**0.6786**	**0.8894**	**1.3900e-003**		**0.0346**	**0.0346**		**0.0319**	**0.0319**	**0.0000**	**122.1681**	**122.1681**	**0.0395**	**0.0000**	**123.1559**

3.6 Paving - 2022

Unmitigated Construction Off-Site

	ROG	NOx	CO	SO2	Fugitive PM10	Exhaust PM10	PM10 Total	Fugitive PM2.5	Exhaust PM2.5	PM2.5 Total	Bio- CO2	NBio- CO2	Total CO2	CH4	N2O	CO2e
Category	tons/yr										MT/yr					
Hauling	0.0000	0.0000	0.0000	0.0000	0.0000	0.0000	0.0000	0.0000	0.0000	0.0000	0.0000	0.0000	0.0000	0.0000	0.0000	0.0000
Vendor	0.0000	0.0000	0.0000	0.0000	0.0000	0.0000	0.0000	0.0000	0.0000	0.0000	0.0000	0.0000	0.0000	0.0000	0.0000	0.0000
Worker	3.1700e-003	2.0400e-003	0.0245	9.0000e-005	0.0100	6.0000e-005	0.0101	2.6700e-003	6.0000e-005	2.7300e-003	0.0000	8.0816	8.0816	1.6000e-004	0.0000	8.0857
Total	**3.1700e-003**	**2.0400e-003**	**0.0245**	**9.0000e-005**	**0.0100**	**6.0000e-005**	**0.0101**	**2.6700e-003**	**6.0000e-005**	**2.7300e-003**	**0.0000**	**8.0816**	**8.0816**	**1.6000e-004**	**0.0000**	**8.0857**

Mitigated Construction On-Site

	ROG	NOx	CO	SO2	Fugitive PM10	Exhaust PM10	PM10 Total	Fugitive PM2.5	Exhaust PM2.5	PM2.5 Total	Bio- CO2	NBio- CO2	Total CO2	CH4	N2O	CO2e
Category	tons/yr										MT/yr					
Off-Road	0.0673	0.6786	0.8894	1.3900e-003		0.0346	0.0346		0.0319	0.0319	0.0000	122.1680	122.1680	0.0395	0.0000	123.1557
Paving	0.0258					0.0000	0.0000		0.0000	0.0000	0.0000	0.0000	0.0000	0.0000	0.0000	0.0000
Total	**0.0930**	**0.6786**	**0.8894**	**1.3900e-003**		**0.0346**	**0.0346**		**0.0319**	**0.0319**	**0.0000**	**122.1680**	**122.1680**	**0.0395**	**0.0000**	**123.1557**

3.6 Paving - 2022

Mitigated Construction Off-Site

	ROG	NOx	CO	SO2	Fugitive PM10	Exhaust PM10	PM10 Total	Fugitive PM2.5	Exhaust PM2.5	PM2.5 Total	Bio- CO2	NBio- CO2	Total CO2	CH4	N2O	CO2e
Category	tons/yr										MT/yr					
Hauling	0.0000	0.0000	0.0000	0.0000	0.0000	0.0000	0.0000	0.0000	0.0000	0.0000	0.0000	0.0000	0.0000	0.0000	0.0000	0.0000
Vendor	0.0000	0.0000	0.0000	0.0000	0.0000	0.0000	0.0000	0.0000	0.0000	0.0000	0.0000	0.0000	0.0000	0.0000	0.0000	0.0000
Worker	3.1700e-003	2.0400e-003	0.0245	9.0000e-005	0.0100	6.0000e-005	0.0101	2.6700e-003	6.0000e-005	2.7300e-003	0.0000	8.0816	8.0816	1.6000e-004	0.0000	8.0857
Total	**3.1700e-003**	**2.0400e-003**	**0.0245**	**9.0000e-005**	**0.0100**	**6.0000e-005**	**0.0101**	**2.6700e-003**	**6.0000e-005**	**2.7300e-003**	**0.0000**	**8.0816**	**8.0816**	**1.6000e-004**	**0.0000**	**8.0857**

3.7 Architectural Coating - 2021

Unmitigated Construction On-Site

	ROG	NOx	CO	SO2	Fugitive PM10	Exhaust PM10	PM10 Total	Fugitive PM2.5	Exhaust PM2.5	PM2.5 Total	Bio- CO2	NBio- CO2	Total CO2	CH4	N2O	CO2e
Category	tons/yr										MT/yr					
Archit. Coating	1.4106					0.0000	0.0000		0.0000	0.0000	0.0000	0.0000	0.0000	0.0000	0.0000	0.0000
Off-Road	7.5900e-003	0.0529	0.0630	1.0000e-004		3.2600e-003	3.2600e-003		3.2600e-003	3.2600e-003	0.0000	8.8513	8.8513	6.1000e-004	0.0000	8.8665
Total	**1.4182**	**0.0529**	**0.0630**	**1.0000e-004**		**3.2600e-003**	**3.2600e-003**		**3.2600e-003**	**3.2600e-003**	**0.0000**	**8.8513**	**8.8513**	**6.1000e-004**	**0.0000**	**8.8665**

3.7 Architectural Coating - 2021

Unmitigated Construction Off-Site

	ROG	NOx	CO	SO2	Fugitive PM10	Exhaust PM10	PM10 Total	Fugitive PM2.5	Exhaust PM2.5	PM2.5 Total	Bio- CO2	NBio- CO2	Total CO2	CH4	N2O	CO2e
Category	tons/yr										MT/yr					
Hauling	0.0000	0.0000	0.0000	0.0000	0.0000	0.0000	0.0000	0.0000	0.0000	0.0000	0.0000	0.0000	0.0000	0.0000	0.0000	0.0000
Vendor	0.0000	0.0000	0.0000	0.0000	0.0000	0.0000	0.0000	0.0000	0.0000	0.0000	0.0000	0.0000	0.0000	0.0000	0.0000	0.0000
Worker	0.0231	0.0155	0.1808	6.4000e-004	0.0691	4.6000e-004	0.0695	0.0183	4.2000e-004	0.0188	0.0000	57.7096	57.7096	1.2400e-003	0.0000	57.7405
Total	**0.0231**	**0.0155**	**0.1808**	**6.4000e-004**	**0.0691**	**4.6000e-004**	**0.0695**	**0.0183**	**4.2000e-004**	**0.0188**	**0.0000**	**57.7096**	**57.7096**	**1.2400e-003**	**0.0000**	**57.7405**

Mitigated Construction On-Site

	ROG	NOx	CO	SO2	Fugitive PM10	Exhaust PM10	PM10 Total	Fugitive PM2.5	Exhaust PM2.5	PM2.5 Total	Bio- CO2	NBio- CO2	Total CO2	CH4	N2O	CO2e
Category	tons/yr										MT/yr					
Archit. Coating	1.4106					0.0000	0.0000		0.0000	0.0000	0.0000	0.0000	0.0000	0.0000	0.0000	0.0000
Off-Road	7.5900e-003	0.0529	0.0630	1.0000e-004		3.2600e-003	3.2600e-003		3.2600e-003	3.2600e-003	0.0000	8.8513	8.8513	6.1000e-004	0.0000	8.8665
Total	**1.4182**	**0.0529**	**0.0630**	**1.0000e-004**		**3.2600e-003**	**3.2600e-003**		**3.2600e-003**	**3.2600e-003**	**0.0000**	**8.8513**	**8.8513**	**6.1000e-004**	**0.0000**	**8.8665**

3.7 Architectural Coating - 2021

Mitigated Construction Off-Site

	ROG	NOx	CO	SO2	Fugitive PM10	Exhaust PM10	PM10 Total	Fugitive PM2.5	Exhaust PM2.5	PM2.5 Total	Bio- CO2	NBio- CO2	Total CO2	CH4	N2O	CO2e
Category	tons/yr										MT/yr					
Hauling	0.0000	0.0000	0.0000	0.0000	0.0000	0.0000	0.0000	0.0000	0.0000	0.0000	0.0000	0.0000	0.0000	0.0000	0.0000	0.0000
Vendor	0.0000	0.0000	0.0000	0.0000	0.0000	0.0000	0.0000	0.0000	0.0000	0.0000	0.0000	0.0000	0.0000	0.0000	0.0000	0.0000
Worker	0.0231	0.0155	0.1808	6.4000e-004	0.0691	4.6000e-004	0.0695	0.0183	4.2000e-004	0.0188	0.0000	57.7096	57.7096	1.2400e-003	0.0000	57.7405
Total	**0.0231**	**0.0155**	**0.1808**	**6.4000e-004**	**0.0691**	**4.6000e-004**	**0.0695**	**0.0183**	**4.2000e-004**	**0.0188**	**0.0000**	**57.7096**	**57.7096**	**1.2400e-003**	**0.0000**	**57.7405**

3.7 Architectural Coating - 2022

Unmitigated Construction On-Site

	ROG	NOx	CO	SO2	Fugitive PM10	Exhaust PM10	PM10 Total	Fugitive PM2.5	Exhaust PM2.5	PM2.5 Total	Bio- CO2	NBio- CO2	Total CO2	CH4	N2O	CO2e
Category	tons/yr										MT/yr					
Archit. Coating	2.4957					0.0000	0.0000		0.0000	0.0000	0.0000	0.0000	0.0000	0.0000	0.0000	0.0000
Off-Road	0.0125	0.0864	0.1112	1.8000e-004		5.0100e-003	5.0100e-003		5.0100e-003	5.0100e-003	0.0000	15.6600	15.6600	1.0200e-003	0.0000	15.6855
Total	**2.5083**	**0.0864**	**0.1112**	**1.8000e-004**		**5.0100e-003**	**5.0100e-003**		**5.0100e-003**	**5.0100e-003**	**0.0000**	**15.6600**	**15.6600**	**1.0200e-003**	**0.0000**	**15.6855**

3.7 Architectural Coating - 2022

Unmitigated Construction Off-Site

	ROG	NOx	CO	SO2	Fugitive PM10	Exhaust PM10	PM10 Total	Fugitive PM2.5	Exhaust PM2.5	PM2.5 Total	Bio- CO2	NBio- CO2	Total CO2	CH4	N2O	CO2e
Category	tons/yr										MT/yr					
Hauling	0.0000	0.0000	0.0000	0.0000	0.0000	0.0000	0.0000	0.0000	0.0000	0.0000	0.0000	0.0000	0.0000	0.0000	0.0000	0.0000
Vendor	0.0000	0.0000	0.0000	0.0000	0.0000	0.0000	0.0000	0.0000	0.0000	0.0000	0.0000	0.0000	0.0000	0.0000	0.0000	0.0000
Worker	0.0386	0.0248	0.2981	1.0900e-003	0.1222	7.9000e-004	0.1230	0.0325	7.3000e-004	0.0332	0.0000	98.3215	98.3215	1.9800e-003	0.0000	98.3712
Total	**0.0386**	**0.0248**	**0.2981**	**1.0900e-003**	**0.1222**	**7.9000e-004**	**0.1230**	**0.0325**	**7.3000e-004**	**0.0332**	**0.0000**	**98.3215**	**98.3215**	**1.9800e-003**	**0.0000**	**98.3712**

Mitigated Construction On-Site

	ROG	NOx	CO	SO2	Fugitive PM10	Exhaust PM10	PM10 Total	Fugitive PM2.5	Exhaust PM2.5	PM2.5 Total	Bio- CO2	NBio- CO2	Total CO2	CH4	N2O	CO2e
Category	tons/yr										MT/yr					
Archit. Coating	2.4957					0.0000	0.0000		0.0000	0.0000	0.0000	0.0000	0.0000	0.0000	0.0000	0.0000
Off-Road	0.0125	0.0864	0.1112	1.8000e-004		5.0100e-003	5.0100e-003		5.0100e-003	5.0100e-003	0.0000	15.6599	15.6599	1.0200e-003	0.0000	15.6854
Total	**2.5083**	**0.0864**	**0.1112**	**1.8000e-004**		**5.0100e-003**	**5.0100e-003**		**5.0100e-003**	**5.0100e-003**	**0.0000**	**15.6599**	**15.6599**	**1.0200e-003**	**0.0000**	**15.6854**

3.7 Architectural Coating - 2022

Mitigated Construction Off-Site

	ROG	NOx	CO	SO2	Fugitive PM10	Exhaust PM10	PM10 Total	Fugitive PM2.5	Exhaust PM2.5	PM2.5 Total	Bio- CO2	NBio- CO2	Total CO2	CH4	N2O	CO2e
Category	tons/yr										MT/yr					
Hauling	0.0000	0.0000	0.0000	0.0000	0.0000	0.0000	0.0000	0.0000	0.0000	0.0000	0.0000	0.0000	0.0000	0.0000	0.0000	0.0000
Vendor	0.0000	0.0000	0.0000	0.0000	0.0000	0.0000	0.0000	0.0000	0.0000	0.0000	0.0000	0.0000	0.0000	0.0000	0.0000	0.0000
Worker	0.0386	0.0248	0.2981	1.0900e-003	0.1222	7.9000e-004	0.1230	0.0325	7.3000e-004	0.0332	0.0000	98.3215	98.3215	1.9800e-003	0.0000	98.3712
Total	**0.0386**	**0.0248**	**0.2981**	**1.0900e-003**	**0.1222**	**7.9000e-004**	**0.1230**	**0.0325**	**7.3000e-004**	**0.0332**	**0.0000**	**98.3215**	**98.3215**	**1.9800e-003**	**0.0000**	**98.3712**

4.0 Operational Detail - Mobile

4.1 Mitigation Measures Mobile

	ROG	NOx	CO	SO2	Fugitive PM10	Exhaust PM10	PM10 Total	Fugitive PM2.5	Exhaust PM2.5	PM2.5 Total	Bio- CO2	NBio- CO2	Total CO2	CH4	N2O	CO2e
Category	tons/yr										MT/yr					
Mitigated	0.0000	0.0000	0.0000	0.0000	0.0000	0.0000	0.0000	0.0000	0.0000	0.0000	0.0000	0.0000	0.0000	0.0000	0.0000	0.0000
Unmitigated	0.0000	0.0000	0.0000	0.0000	0.0000	0.0000	0.0000	0.0000	0.0000	0.0000	0.0000	0.0000	0.0000	0.0000	0.0000	0.0000

4.2 Trip Summary Information

	Average Daily Trip Rate			Unmitigated	Mitigated
Land Use	Weekday	Saturday	Sunday	Annual VMT	Annual VMT
Other Asphalt Surfaces	0.00	0.00	0.00		
Parking Lot	0.00	0.00	0.00		
Refrigerated Warehouse-No Rail	0.00	0.00	0.00		
Unrefrigerated Warehouse-No Rail	0.00	0.00	0.00		
Total	0.00	0.00	0.00		

4.3 Trip Type Information

	Miles			Trip %			Trip Purpose %		
Land Use	H-W or C-W	H-S or C-C	H-O or C-NW	H-W or C-W	H-S or C-C	H-O or C-NW	Primary	Diverted	Pass-by
Other Asphalt Surfaces	16.60	8.40	6.90	0.00	0.00	0.00	0	0	0
Parking Lot	16.60	8.40	6.90	0.00	0.00	0.00	0	0	0
Refrigerated Warehouse-No	16.60	8.40	6.90	0.00	0.00	0.00	0	0	0
Unrefrigerated Warehouse-No	16.60	8.40	6.90	0.00	0.00	0.00	0	0	0

4.4 Fleet Mix

Land Use	LDA	LDT1	LDT2	MDV	LHD1	LHD2	MHD	HHD	OBUS	UBUS	MCY	SBUS	MH
Other Asphalt Surfaces	0.561378	0.043284	0.209473	0.111826	0.015545	0.005795	0.025829	0.017125	0.001747	0.001542	0.004926	0.000594	0.000934
Parking Lot	0.561378	0.043284	0.209473	0.111826	0.015545	0.005795	0.025829	0.017125	0.001747	0.001542	0.004926	0.000594	0.000934
Refrigerated Warehouse-No Rail	0.561378	0.043284	0.209473	0.111826	0.015545	0.005795	0.025829	0.017125	0.001747	0.001542	0.004926	0.000594	0.000934
Unrefrigerated Warehouse-No Rail	0.561378	0.043284	0.209473	0.111826	0.015545	0.005795	0.025829	0.017125	0.001747	0.001542	0.004926	0.000594	0.000934

5.0 Energy Detail

Historical Energy Use: N

5.1 Mitigation Measures Energy

	ROG	NOx	CO	SO2	Fugitive PM10	Exhaust PM10	PM10 Total	Fugitive PM2.5	Exhaust PM2.5	PM2.5 Total	Bio- CO2	NBio- CO2	Total CO2	CH4	N2O	CO2e
Category	tons/yr										MT/yr					
Electricity Mitigated						0.0000	0.0000		0.0000	0.0000	0.0000	0.0000	0.0000	0.0000	0.0000	0.0000
Electricity Unmitigated						0.0000	0.0000		0.0000	0.0000	0.0000	0.0000	0.0000	0.0000	0.0000	0.0000
NaturalGas Mitigated	0.0000	0.0000	0.0000	0.0000		0.0000	0.0000		0.0000	0.0000	0.0000	0.0000	0.0000	0.0000	0.0000	0.0000
NaturalGas Unmitigated	0.0000	0.0000	0.0000	0.0000		0.0000	0.0000		0.0000	0.0000	0.0000	0.0000	0.0000	0.0000	0.0000	0.0000

5.2 Energy by Land Use - NaturalGas

Unmitigated

	NaturalGas Use	ROG	NOx	CO	SO2	Fugitive PM10	Exhaust PM10	PM10 Total	Fugitive PM2.5	Exhaust PM2.5	PM2.5 Total	Bio- CO2	NBio- CO2	Total CO2	CH4	N2O	CO2e
Land Use	kBTU/yr	tons/yr										MT/yr					
Other Asphalt Surfaces	0	0.0000	0.0000	0.0000	0.0000		0.0000	0.0000		0.0000	0.0000	0.0000	0.0000	0.0000	0.0000	0.0000	0.0000
Parking Lot	0	0.0000	0.0000	0.0000	0.0000		0.0000	0.0000		0.0000	0.0000	0.0000	0.0000	0.0000	0.0000	0.0000	0.0000
Refrigerated Warehouse-No Rail	0	0.0000	0.0000	0.0000	0.0000		0.0000	0.0000		0.0000	0.0000	0.0000	0.0000	0.0000	0.0000	0.0000	0.0000
Unrefrigerated Warehouse-No Rail	0	0.0000	0.0000	0.0000	0.0000		0.0000	0.0000		0.0000	0.0000	0.0000	0.0000	0.0000	0.0000	0.0000	0.0000
Total		**0.0000**	**0.0000**	**0.0000**	**0.0000**		**0.0000**	**0.0000**		**0.0000**	**0.0000**	**0.0000**	**0.0000**	**0.0000**	**0.0000**	**0.0000**	**0.0000**

5.2 Energy by Land Use - NaturalGas

Mitigated

	NaturalGas Use	ROG	NOx	CO	SO2	Fugitive PM10	Exhaust PM10	PM10 Total	Fugitive PM2.5	Exhaust PM2.5	PM2.5 Total	Bio- CO2	NBio- CO2	Total CO2	CH4	N2O	CO2e
Land Use	kBTU/yr	tons/yr										MT/yr					
Other Asphalt Surfaces	0	0.0000	0.0000	0.0000	0.0000		0.0000	0.0000		0.0000	0.0000	0.0000	0.0000	0.0000	0.0000	0.0000	0.0000
Parking Lot	0	0.0000	0.0000	0.0000	0.0000		0.0000	0.0000		0.0000	0.0000	0.0000	0.0000	0.0000	0.0000	0.0000	0.0000
Refrigerated Warehouse-No Rail	0	0.0000	0.0000	0.0000	0.0000		0.0000	0.0000		0.0000	0.0000	0.0000	0.0000	0.0000	0.0000	0.0000	0.0000
Unrefrigerated Warehouse-No Rail	0	0.0000	0.0000	0.0000	0.0000		0.0000	0.0000		0.0000	0.0000	0.0000	0.0000	0.0000	0.0000	0.0000	0.0000
Total		**0.0000**	**0.0000**	**0.0000**	**0.0000**		**0.0000**	**0.0000**		**0.0000**	**0.0000**	**0.0000**	**0.0000**	**0.0000**	**0.0000**	**0.0000**	**0.0000**

5.3 Energy by Land Use - Electricity

Unmitigated

	Electricity Use	Total CO2	CH4	N2O	CO2e
Land Use	kWh/yr	MT/yr			
Other Asphalt Surfaces	0	0.0000	0.0000	0.0000	0.0000
Parking Lot	0	0.0000	0.0000	0.0000	0.0000
Refrigerated Warehouse-No Rail	0	0.0000	0.0000	0.0000	0.0000
Unrefrigerated Warehouse-No Rail	0	0.0000	0.0000	0.0000	0.0000
Total		**0.0000**	**0.0000**	**0.0000**	**0.0000**

5.3 Energy by Land Use - Electricity

Mitigated

	Electricity Use	Total CO2	CH4	N2O	CO2e
Land Use	kWh/yr	MT/yr			
Other Asphalt Surfaces	0	0.0000	0.0000	0.0000	0.0000
Parking Lot	0	0.0000	0.0000	0.0000	0.0000
Refrigerated Warehouse-No Rail	0	0.0000	0.0000	0.0000	0.0000
Unrefrigerated Warehouse-No Rail	0	0.0000	0.0000	0.0000	0.0000
Total		**0.0000**	**0.0000**	**0.0000**	**0.0000**

6.0 Area Detail

6.1 Mitigation Measures Area

	ROG	NOx	CO	SO2	Fugitive PM10	Exhaust PM10	PM10 Total	Fugitive PM2.5	Exhaust PM2.5	PM2.5 Total	Bio- CO2	NBio- CO2	Total CO2	CH4	N2O	CO2e
Category	tons/yr										MT/yr					
Mitigated	6.6655	4.2000e-004	0.0458	0.0000		1.6000e-004	1.6000e-004		1.6000e-004	1.6000e-004	0.0000	0.0890	0.0890	2.3000e-004	0.0000	0.0948
Unmitigated	6.6655	4.2000e-004	0.0458	0.0000		1.6000e-004	1.6000e-004		1.6000e-004	1.6000e-004	0.0000	0.0890	0.0890	2.3000e-004	0.0000	0.0948

6.2 Area by SubCategory

Unmitigated

	ROG	NOx	CO	SO2	Fugitive PM10	Exhaust PM10	PM10 Total	Fugitive PM2.5	Exhaust PM2.5	PM2.5 Total	Bio- CO2	NBio- CO2	Total CO2	CH4	N2O	CO2e
SubCategory	tons/yr										MT/yr					
Architectural Coating	0.7636					0.0000	0.0000		0.0000	0.0000	0.0000	0.0000	0.0000	0.0000	0.0000	0.0000
Consumer Products	5.8976					0.0000	0.0000		0.0000	0.0000	0.0000	0.0000	0.0000	0.0000	0.0000	0.0000
Landscaping	4.2600e-003	4.2000e-004	0.0458	0.0000		1.6000e-004	1.6000e-004		1.6000e-004	1.6000e-004	0.0000	0.0890	0.0890	2.3000e-004	0.0000	0.0948
Total	**6.6655**	**4.2000e-004**	**0.0458**	**0.0000**		**1.6000e-004**	**1.6000e-004**		**1.6000e-004**	**1.6000e-004**	**0.0000**	**0.0890**	**0.0890**	**2.3000e-004**	**0.0000**	**0.0948**

6.2 Area by SubCategory

Mitigated

	ROG	NOx	CO	SO2	Fugitive PM10	Exhaust PM10	PM10 Total	Fugitive PM2.5	Exhaust PM2.5	PM2.5 Total	Bio- CO2	NBio- CO2	Total CO2	CH4	N2O	CO2e
SubCategory	tons/yr										MT/yr					
Architectural Coating	0.7636					0.0000	0.0000		0.0000	0.0000	0.0000	0.0000	0.0000	0.0000	0.0000	0.0000
Consumer Products	5.8976					0.0000	0.0000		0.0000	0.0000	0.0000	0.0000	0.0000	0.0000	0.0000	0.0000
Landscaping	4.2600e-003	4.2000e-004	0.0458	0.0000		1.6000e-004	1.6000e-004		1.6000e-004	1.6000e-004	0.0000	0.0890	0.0890	2.3000e-004	0.0000	0.0948
Total	**6.6655**	**4.2000e-004**	**0.0458**	**0.0000**		**1.6000e-004**	**1.6000e-004**		**1.6000e-004**	**1.6000e-004**	**0.0000**	**0.0890**	**0.0890**	**2.3000e-004**	**0.0000**	**0.0948**

7.0 Water Detail

7.1 Mitigation Measures Water

	Total CO2	CH4	N2O	CO2e
Category	MT/yr			
Mitigated	0.0000	0.0000	0.0000	0.0000
Unmitigated	0.0000	0.0000	0.0000	0.0000

7.2 Water by Land Use

Unmitigated

	Indoor/Outdoor Use	Total CO2	CH4	N2O	CO2e
Land Use	Mgal	MT/yr			
Other Asphalt Surfaces	0 / 0	0.0000	0.0000	0.0000	0.0000
Parking Lot	0 / 0	0.0000	0.0000	0.0000	0.0000
Refrigerated Warehouse-No Rail	0 / 0	0.0000	0.0000	0.0000	0.0000
Unrefrigerated Warehouse-No Rail	0 / 0	0.0000	0.0000	0.0000	0.0000
Total		**0.0000**	**0.0000**	**0.0000**	**0.0000**

7.2 Water by Land Use

Mitigated

	Indoor/Outdoor Use	Total CO2	CH4	N2O	CO2e
Land Use	Mgal	MT/yr			
Other Asphalt Surfaces	0 / 0	0.0000	0.0000	0.0000	0.0000
Parking Lot	0 / 0	0.0000	0.0000	0.0000	0.0000
Refrigerated Warehouse-No Rail	0 / 0	0.0000	0.0000	0.0000	0.0000
Unrefrigerated Warehouse-No Rail	0 / 0	0.0000	0.0000	0.0000	0.0000
Total		**0.0000**	**0.0000**	**0.0000**	**0.0000**

8.0 Waste Detail

8.1 Mitigation Measures Waste

Category/Year

	Total CO2	CH4	N2O	CO2e
	MT/yr			
Mitigated	0.0000	0.0000	0.0000	0.0000
Unmitigated	0.0000	0.0000	0.0000	0.0000

8.2 Waste by Land Use

Unmitigated

	Waste Disposed	Total CO2	CH4	N2O	CO2e
Land Use	tons	MT/yr			
Other Asphalt Surfaces	0	0.0000	0.0000	0.0000	0.0000
Parking Lot	0	0.0000	0.0000	0.0000	0.0000
Refrigerated Warehouse-No Rail	0	0.0000	0.0000	0.0000	0.0000
Unrefrigerated Warehouse-No Rail	0	0.0000	0.0000	0.0000	0.0000
Total		**0.0000**	**0.0000**	**0.0000**	**0.0000**

8.2 Waste by Land Use

Mitigated

	Waste Disposed	Total CO2	CH4	N2O	CO2e
Land Use	tons	MT/yr			
Other Asphalt Surfaces	0	0.0000	0.0000	0.0000	0.0000
Parking Lot	0	0.0000	0.0000	0.0000	0.0000
Refrigerated Warehouse-No Rail	0	0.0000	0.0000	0.0000	0.0000
Unrefrigerated Warehouse-No Rail	0	0.0000	0.0000	0.0000	0.0000
Total		**0.0000**	**0.0000**	**0.0000**	**0.0000**

9.0 Operational Offroad

Equipment Type	Number	Hours/Day	Days/Year	Horse Power	Load Factor	Fuel Type

10.0 Stationary Equipment

Fire Pumps and Emergency Generators

Equipment Type	Number	Hours/Day	Hours/Year	Horse Power	Load Factor	Fuel Type

Boilers

Equipment Type	Number	Heat Input/Day	Heat Input/Year	Boiler Rating	Fuel Type

User Defined Equipment

Equipment Type	Number

11.0 Vegetation

GLC Fullerton (Crushing - Unmitigated)

Orange County, Annual

1.0 Project Characteristics

1.1 Land Usage

Land Uses	Size	Metric	Lot Acreage	Floor Surface Area	Population
Other Asphalt Surfaces	1.00	Acre	1.00	43,560.00	0

1.2 Other Project Characteristics

Urbanization	Urban	**Wind Speed (m/s)**	2.2	**Precipitation Freq (Days)**	30
Climate Zone	8			**Operational Year**	2022
Utility Company	Southern California Edison				
CO2 Intensity (lb/MWhr)	702.44	**CH4 Intensity (lb/MWhr)**	0.029	**N2O Intensity (lb/MWhr)**	0.006

1.3 User Entered Comments & Non-Default Data

Project Characteristics -

Land Use -

Construction Phase - Number of crushing days based on information provided by the Project Applicant.

Off-road Equipment - Based on information provided by the Project Applicant, there will be 2 crushers on-site

Trips and VMT - Crushing will be conducted on-site

Demolition -

Area Coating -

Construction Off-road Equipment Mitigation - Rule 403

Vehicle Emission Factors - EMFAC2017

Vehicle Emission Factors - EMFAC2017

Vehicle Emission Factors - EMFAC2017

Table Name	Column Name	Default Value	New Value
tblConstructionPhase	NumDays	10.00	60.00
tblOffRoadEquipment	HorsePower	84.00	1,050.00
tblOffRoadEquipment	OffRoadEquipmentUnitAmount	1.00	0.00
tblOffRoadEquipment	OffRoadEquipmentUnitAmount	1.00	0.00
tblOffRoadEquipment	OffRoadEquipmentUnitAmount	3.00	0.00
tblTripsAndVMT	HaulingTripLength	20.00	0.00
tblTripsAndVMT	HaulingTripNumber	12,064.00	0.00
tblTripsAndVMT	VendorTripLength	6.90	0.00
tblTripsAndVMT	WorkerTripLength	14.70	0.00
tblTripsAndVMT	WorkerTripNumber	5.00	0.00
tblVehicleEF	HHD	0.58	0.03
tblVehicleEF	HHD	0.16	0.14
tblVehicleEF	HHD	0.07	1.0000e-006
tblVehicleEF	HHD	2.24	5.39

tblVehicleEF	HHD	1.31	0.84
tblVehicleEF	HHD	4.03	0.01
tblVehicleEF	HHD	4,069.38	1,057.87
tblVehicleEF	HHD	1,661.35	1,517.44
tblVehicleEF	HHD	12.98	0.09
tblVehicleEF	HHD	18.80	5.92
tblVehicleEF	HHD	3.54	3.93
tblVehicleEF	HHD	0.02	8.4880e-003
tblVehicleEF	HHD	0.06	0.06
tblVehicleEF	HHD	0.03	0.04
tblVehicleEF	HHD	0.01	0.05
tblVehicleEF	HHD	1.1900e-004	1.0000e-006
tblVehicleEF	HHD	0.02	8.1210e-003
tblVehicleEF	HHD	0.03	0.03
tblVehicleEF	HHD	8.6720e-003	8.7680e-003
tblVehicleEF	HHD	0.01	0.05
tblVehicleEF	HHD	1.0900e-004	1.0000e-006
tblVehicleEF	HHD	1.1400e-004	6.0000e-006
tblVehicleEF	HHD	4.7360e-003	2.4300e-004
tblVehicleEF	HHD	0.53	0.41
tblVehicleEF	HHD	8.6000e-005	4.0000e-006
tblVehicleEF	HHD	0.12	0.12
tblVehicleEF	HHD	4.2900e-004	1.1210e-003
tblVehicleEF	HHD	0.09	4.0000e-006
tblVehicleEF	HHD	0.04	9.6940e-003
tblVehicleEF	HHD	0.01	0.01
tblVehicleEF	HHD	1.9600e-004	1.0000e-006

tblVehicleEF	HHD	1.1400e-004	6.0000e-006
tblVehicleEF	HHD	4.7360e-003	2.4300e-004
tblVehicleEF	HHD	0.64	0.48
tblVehicleEF	HHD	8.6000e-005	4.0000e-006
tblVehicleEF	HHD	0.30	0.27
tblVehicleEF	HHD	4.2900e-004	1.1210e-003
tblVehicleEF	HHD	0.10	5.0000e-006
tblVehicleEF	HHD	0.55	0.03
tblVehicleEF	HHD	0.16	0.14
tblVehicleEF	HHD	0.07	1.0000e-006
tblVehicleEF	HHD	1.62	5.25
tblVehicleEF	HHD	1.31	0.84
tblVehicleEF	HHD	3.84	0.01
tblVehicleEF	HHD	4,310.95	1,057.02
tblVehicleEF	HHD	1,661.35	1,517.44
tblVehicleEF	HHD	12.98	0.09
tblVehicleEF	HHD	19.40	5.78
tblVehicleEF	HHD	3.35	3.72
tblVehicleEF	HHD	0.01	7.8070e-003
tblVehicleEF	HHD	0.06	0.06
tblVehicleEF	HHD	0.03	0.04
tblVehicleEF	HHD	0.01	0.05
tblVehicleEF	HHD	1.1900e-004	1.0000e-006
tblVehicleEF	HHD	0.01	7.4700e-003
tblVehicleEF	HHD	0.03	0.03
tblVehicleEF	HHD	8.6720e-003	8.7680e-003
tblVehicleEF	HHD	0.01	0.05

tblVehicleEF	HHD	1.0900e-004	1.0000e-006
tblVehicleEF	HHD	1.6300e-004	9.0000e-006
tblVehicleEF	HHD	4.8280e-003	2.4600e-004
tblVehicleEF	HHD	0.50	0.43
tblVehicleEF	HHD	1.2000e-004	6.0000e-006
tblVehicleEF	HHD	0.12	0.12
tblVehicleEF	HHD	4.1400e-004	1.1010e-003
tblVehicleEF	HHD	0.09	4.0000e-006
tblVehicleEF	HHD	0.04	9.6850e-003
tblVehicleEF	HHD	0.01	0.01
tblVehicleEF	HHD	1.9300e-004	1.0000e-006
tblVehicleEF	HHD	1.6300e-004	9.0000e-006
tblVehicleEF	HHD	4.8280e-003	2.4600e-004
tblVehicleEF	HHD	0.60	0.50
tblVehicleEF	HHD	1.2000e-004	6.0000e-006
tblVehicleEF	HHD	0.30	0.27
tblVehicleEF	HHD	4.1400e-004	1.1010e-003
tblVehicleEF	HHD	0.10	4.0000e-006
tblVehicleEF	HHD	0.63	0.02
tblVehicleEF	HHD	0.16	5.0360e-003
tblVehicleEF	HHD	0.07	1.0000e-006
tblVehicleEF	HHD	3.08	5.42
tblVehicleEF	HHD	1.30	0.46
tblVehicleEF	HHD	4.07	0.01
tblVehicleEF	HHD	3,735.78	1,027.42
tblVehicleEF	HHD	1,661.35	1,421.63
tblVehicleEF	HHD	12.98	0.09

tblVehicleEF	HHD	17.96	5.92
tblVehicleEF	HHD	3.48	3.78
tblVehicleEF	HHD	0.02	8.9820e-003
tblVehicleEF	HHD	0.06	0.06
tblVehicleEF	HHD	0.03	0.03
tblVehicleEF	HHD	0.01	0.05
tblVehicleEF	HHD	1.1900e-004	1.0000e-006
tblVehicleEF	HHD	0.02	8.5930e-003
tblVehicleEF	HHD	0.03	0.03
tblVehicleEF	HHD	8.6720e-003	8.5160e-003
tblVehicleEF	HHD	0.01	0.05
tblVehicleEF	HHD	1.0900e-004	1.0000e-006
tblVehicleEF	HHD	1.1200e-004	6.0000e-006
tblVehicleEF	HHD	5.0860e-003	2.7000e-004
tblVehicleEF	HHD	0.58	0.39
tblVehicleEF	HHD	8.6000e-005	4.0000e-006
tblVehicleEF	HHD	0.12	0.11
tblVehicleEF	HHD	4.6600e-004	1.1940e-003
tblVehicleEF	HHD	0.09	4.0000e-006
tblVehicleEF	HHD	0.03	9.7070e-003
tblVehicleEF	HHD	0.01	0.01
tblVehicleEF	HHD	1.9600e-004	1.0000e-006
tblVehicleEF	HHD	1.1200e-004	6.0000e-006
tblVehicleEF	HHD	5.0860e-003	2.7000e-004
tblVehicleEF	HHD	0.69	0.44
tblVehicleEF	HHD	8.6000e-005	4.0000e-006
tblVehicleEF	HHD	0.30	0.12

tblVehicleEF	HHD	4.6600e-004	1.1940e-003
tblVehicleEF	HHD	0.10	5.0000e-006
tblVehicleEF	LDA	3.9360e-003	2.6620e-003
tblVehicleEF	LDA	4.5350e-003	0.05
tblVehicleEF	LDA	0.55	0.68
tblVehicleEF	LDA	1.00	2.11
tblVehicleEF	LDA	252.97	265.52
tblVehicleEF	LDA	56.16	54.23
tblVehicleEF	LDA	0.04	0.04
tblVehicleEF	LDA	1.8750e-003	1.6720e-003
tblVehicleEF	LDA	2.2640e-003	1.9250e-003
tblVehicleEF	LDA	1.7270e-003	1.5400e-003
tblVehicleEF	LDA	2.0810e-003	1.7700e-003
tblVehicleEF	LDA	0.03	0.05
tblVehicleEF	LDA	0.09	0.10
tblVehicleEF	LDA	0.03	0.05
tblVehicleEF	LDA	9.9340e-003	0.01
tblVehicleEF	LDA	0.04	0.21
tblVehicleEF	LDA	0.06	0.23
tblVehicleEF	LDA	2.5330e-003	2.6270e-003
tblVehicleEF	LDA	5.7800e-004	5.3700e-004
tblVehicleEF	LDA	0.03	0.05
tblVehicleEF	LDA	0.09	0.10
tblVehicleEF	LDA	0.03	0.05
tblVehicleEF	LDA	0.01	0.01
tblVehicleEF	LDA	0.04	0.21
tblVehicleEF	LDA	0.07	0.25

tblVehicleEF	LDA	4.1570e-003	2.8320e-003
tblVehicleEF	LDA	4.0770e-003	0.05
tblVehicleEF	LDA	0.60	0.74
tblVehicleEF	LDA	0.87	1.82
tblVehicleEF	LDA	263.60	276.40
tblVehicleEF	LDA	56.16	53.69
tblVehicleEF	LDA	0.04	0.03
tblVehicleEF	LDA	1.8750e-003	1.6720e-003
tblVehicleEF	LDA	2.2640e-003	1.9250e-003
tblVehicleEF	LDA	1.7270e-003	1.5400e-003
tblVehicleEF	LDA	2.0810e-003	1.7700e-003
tblVehicleEF	LDA	0.05	0.07
tblVehicleEF	LDA	0.09	0.10
tblVehicleEF	LDA	0.04	0.07
tblVehicleEF	LDA	0.01	0.01
tblVehicleEF	LDA	0.04	0.19
tblVehicleEF	LDA	0.05	0.21
tblVehicleEF	LDA	2.6400e-003	2.7340e-003
tblVehicleEF	LDA	5.7600e-004	5.3100e-004
tblVehicleEF	LDA	0.05	0.07
tblVehicleEF	LDA	0.09	0.10
tblVehicleEF	LDA	0.04	0.07
tblVehicleEF	LDA	0.02	0.02
tblVehicleEF	LDA	0.04	0.19
tblVehicleEF	LDA	0.06	0.23
tblVehicleEF	LDA	3.8610e-003	2.6080e-003
tblVehicleEF	LDA	4.6290e-003	0.05

tblVehicleEF	LDA	0.53	0.65
tblVehicleEF	LDA	1.03	2.18
tblVehicleEF	LDA	249.05	261.50
tblVehicleEF	LDA	56.16	54.34
tblVehicleEF	LDA	0.04	0.04
tblVehicleEF	LDA	1.8750e-003	1.6720e-003
tblVehicleEF	LDA	2.2640e-003	1.9250e-003
tblVehicleEF	LDA	1.7270e-003	1.5400e-003
tblVehicleEF	LDA	2.0810e-003	1.7700e-003
tblVehicleEF	LDA	0.03	0.05
tblVehicleEF	LDA	0.09	0.10
tblVehicleEF	LDA	0.03	0.05
tblVehicleEF	LDA	9.7480e-003	0.01
tblVehicleEF	LDA	0.04	0.23
tblVehicleEF	LDA	0.06	0.23
tblVehicleEF	LDA	2.4930e-003	2.5870e-003
tblVehicleEF	LDA	5.7900e-004	5.3800e-004
tblVehicleEF	LDA	0.03	0.05
tblVehicleEF	LDA	0.09	0.10
tblVehicleEF	LDA	0.03	0.05
tblVehicleEF	LDA	0.01	0.01
tblVehicleEF	LDA	0.04	0.23
tblVehicleEF	LDA	0.07	0.26
tblVehicleEF	LDT1	8.9890e-003	6.2080e-003
tblVehicleEF	LDT1	0.01	0.07
tblVehicleEF	LDT1	1.10	1.26
tblVehicleEF	LDT1	2.48	2.32

tblVehicleEF	LDT1	313.91	313.05
tblVehicleEF	LDT1	69.94	65.11
tblVehicleEF	LDT1	0.10	0.10
tblVehicleEF	LDT1	2.4600e-003	2.3060e-003
tblVehicleEF	LDT1	3.1560e-003	2.6450e-003
tblVehicleEF	LDT1	2.2640e-003	2.1220e-003
tblVehicleEF	LDT1	2.9020e-003	2.4330e-003
tblVehicleEF	LDT1	0.11	0.12
tblVehicleEF	LDT1	0.24	0.19
tblVehicleEF	LDT1	0.10	0.11
tblVehicleEF	LDT1	0.02	0.03
tblVehicleEF	LDT1	0.15	0.66
tblVehicleEF	LDT1	0.17	0.36
tblVehicleEF	LDT1	3.1510e-003	3.0980e-003
tblVehicleEF	LDT1	7.4300e-004	6.4400e-004
tblVehicleEF	LDT1	0.11	0.12
tblVehicleEF	LDT1	0.24	0.19
tblVehicleEF	LDT1	0.10	0.11
tblVehicleEF	LDT1	0.03	0.04
tblVehicleEF	LDT1	0.15	0.66
tblVehicleEF	LDT1	0.19	0.40
tblVehicleEF	LDT1	9.4340e-003	6.5570e-003
tblVehicleEF	LDT1	0.01	0.07
tblVehicleEF	LDT1	1.18	1.36
tblVehicleEF	LDT1	2.14	2.00
tblVehicleEF	LDT1	326.59	324.18
tblVehicleEF	LDT1	69.94	64.47

tblVehicleEF	LDT1	0.09	0.09
tblVehicleEF	LDT1	2.4600e-003	2.3060e-003
tblVehicleEF	LDT1	3.1560e-003	2.6450e-003
tblVehicleEF	LDT1	2.2640e-003	2.1220e-003
tblVehicleEF	LDT1	2.9020e-003	2.4330e-003
tblVehicleEF	LDT1	0.16	0.18
tblVehicleEF	LDT1	0.25	0.20
tblVehicleEF	LDT1	0.13	0.15
tblVehicleEF	LDT1	0.02	0.03
tblVehicleEF	LDT1	0.14	0.61
tblVehicleEF	LDT1	0.15	0.32
tblVehicleEF	LDT1	3.2790e-003	3.2080e-003
tblVehicleEF	LDT1	7.3700e-004	6.3800e-004
tblVehicleEF	LDT1	0.16	0.18
tblVehicleEF	LDT1	0.25	0.20
tblVehicleEF	LDT1	0.13	0.15
tblVehicleEF	LDT1	0.03	0.04
tblVehicleEF	LDT1	0.14	0.61
tblVehicleEF	LDT1	0.17	0.36
tblVehicleEF	LDT1	8.8330e-003	6.0950e-003
tblVehicleEF	LDT1	0.01	0.07
tblVehicleEF	LDT1	1.06	1.22
tblVehicleEF	LDT1	2.56	2.40
tblVehicleEF	LDT1	309.22	308.94
tblVehicleEF	LDT1	69.94	65.25
tblVehicleEF	LDT1	0.10	0.10
tblVehicleEF	LDT1	2.4600e-003	2.3060e-003

tblVehicleEF	LDT1	3.1560e-003	2.6450e-003
tblVehicleEF	LDT1	2.2640e-003	2.1220e-003
tblVehicleEF	LDT1	2.9020e-003	2.4330e-003
tblVehicleEF	LDT1	0.11	0.13
tblVehicleEF	LDT1	0.27	0.22
tblVehicleEF	LDT1	0.10	0.11
tblVehicleEF	LDT1	0.02	0.03
tblVehicleEF	LDT1	0.18	0.78
tblVehicleEF	LDT1	0.17	0.37
tblVehicleEF	LDT1	3.1040e-003	3.0570e-003
tblVehicleEF	LDT1	7.4400e-004	6.4600e-004
tblVehicleEF	LDT1	0.11	0.13
tblVehicleEF	LDT1	0.27	0.22
tblVehicleEF	LDT1	0.10	0.11
tblVehicleEF	LDT1	0.03	0.04
tblVehicleEF	LDT1	0.18	0.78
tblVehicleEF	LDT1	0.19	0.41
tblVehicleEF	LDT2	5.3680e-003	4.0560e-003
tblVehicleEF	LDT2	5.9420e-003	0.07
tblVehicleEF	LDT2	0.70	0.91
tblVehicleEF	LDT2	1.29	2.69
tblVehicleEF	LDT2	356.05	341.01
tblVehicleEF	LDT2	79.07	71.31
tblVehicleEF	LDT2	0.06	0.07
tblVehicleEF	LDT2	1.8190e-003	1.6370e-003
tblVehicleEF	LDT2	2.2300e-003	1.8210e-003
tblVehicleEF	LDT2	1.6730e-003	1.5060e-003

tblVehicleEF	LDT2	2.0500e-003	1.6740e-003
tblVehicleEF	LDT2	0.04	0.07
tblVehicleEF	LDT2	0.10	0.12
tblVehicleEF	LDT2	0.05	0.08
tblVehicleEF	LDT2	0.01	0.02
tblVehicleEF	LDT2	0.06	0.39
tblVehicleEF	LDT2	0.08	0.32
tblVehicleEF	LDT2	3.5650e-003	3.3740e-003
tblVehicleEF	LDT2	8.1200e-004	7.0600e-004
tblVehicleEF	LDT2	0.04	0.07
tblVehicleEF	LDT2	0.10	0.12
tblVehicleEF	LDT2	0.05	0.08
tblVehicleEF	LDT2	0.02	0.02
tblVehicleEF	LDT2	0.06	0.39
tblVehicleEF	LDT2	0.09	0.35
tblVehicleEF	LDT2	5.6680e-003	4.3050e-003
tblVehicleEF	LDT2	5.3490e-003	0.06
tblVehicleEF	LDT2	0.76	0.99
tblVehicleEF	LDT2	1.12	2.32
tblVehicleEF	LDT2	370.66	352.00
tblVehicleEF	LDT2	79.07	70.61
tblVehicleEF	LDT2	0.06	0.06
tblVehicleEF	LDT2	1.8190e-003	1.6370e-003
tblVehicleEF	LDT2	2.2300e-003	1.8210e-003
tblVehicleEF	LDT2	1.6730e-003	1.5060e-003
tblVehicleEF	LDT2	2.0500e-003	1.6740e-003
tblVehicleEF	LDT2	0.06	0.11

tblVehicleEF	LDT2	0.10	0.13
tblVehicleEF	LDT2	0.06	0.10
tblVehicleEF	LDT2	0.01	0.02
tblVehicleEF	LDT2	0.05	0.36
tblVehicleEF	LDT2	0.07	0.29
tblVehicleEF	LDT2	3.7120e-003	3.4820e-003
tblVehicleEF	LDT2	8.0900e-004	6.9900e-004
tblVehicleEF	LDT2	0.06	0.11
tblVehicleEF	LDT2	0.10	0.13
tblVehicleEF	LDT2	0.06	0.10
tblVehicleEF	LDT2	0.02	0.02
tblVehicleEF	LDT2	0.05	0.36
tblVehicleEF	LDT2	0.08	0.31
tblVehicleEF	LDT2	5.2670e-003	3.9780e-003
tblVehicleEF	LDT2	6.0640e-003	0.07
tblVehicleEF	LDT2	0.68	0.88
tblVehicleEF	LDT2	1.32	2.77
tblVehicleEF	LDT2	350.66	336.95
tblVehicleEF	LDT2	79.07	71.46
tblVehicleEF	LDT2	0.06	0.07
tblVehicleEF	LDT2	1.8190e-003	1.6370e-003
tblVehicleEF	LDT2	2.2300e-003	1.8210e-003
tblVehicleEF	LDT2	1.6730e-003	1.5060e-003
tblVehicleEF	LDT2	2.0500e-003	1.6740e-003
tblVehicleEF	LDT2	0.04	0.07
tblVehicleEF	LDT2	0.11	0.13
tblVehicleEF	LDT2	0.05	0.08

tblVehicleEF	LDT2	0.01	0.02
tblVehicleEF	LDT2	0.07	0.46
tblVehicleEF	LDT2	0.08	0.33
tblVehicleEF	LDT2	3.5110e-003	3.3340e-003
tblVehicleEF	LDT2	8.1300e-004	7.0700e-004
tblVehicleEF	LDT2	0.04	0.07
tblVehicleEF	LDT2	0.11	0.13
tblVehicleEF	LDT2	0.05	0.08
tblVehicleEF	LDT2	0.02	0.02
tblVehicleEF	LDT2	0.07	0.46
tblVehicleEF	LDT2	0.09	0.36
tblVehicleEF	LHD1	5.4230e-003	5.8180e-003
tblVehicleEF	LHD1	9.3000e-003	5.0100e-003
tblVehicleEF	LHD1	0.02	0.02
tblVehicleEF	LHD1	0.15	0.19
tblVehicleEF	LHD1	0.70	0.57
tblVehicleEF	LHD1	2.36	1.09
tblVehicleEF	LHD1	9.04	9.05
tblVehicleEF	LHD1	595.62	667.72
tblVehicleEF	LHD1	32.10	12.41
tblVehicleEF	LHD1	0.08	0.06
tblVehicleEF	LHD1	1.16	0.81
tblVehicleEF	LHD1	8.6900e-004	7.5600e-004
tblVehicleEF	LHD1	0.01	9.6460e-003
tblVehicleEF	LHD1	0.01	7.2150e-003
tblVehicleEF	LHD1	8.6500e-004	2.5500e-004
tblVehicleEF	LHD1	8.3100e-004	7.2300e-004

tblVehicleEF	LHD1	2.5300e-003	2.4120e-003
tblVehicleEF	LHD1	9.6520e-003	6.8770e-003
tblVehicleEF	LHD1	7.9500e-004	2.3500e-004
tblVehicleEF	LHD1	2.7120e-003	2.2570e-003
tblVehicleEF	LHD1	0.09	0.07
tblVehicleEF	LHD1	0.02	0.02
tblVehicleEF	LHD1	1.7400e-003	1.4220e-003
tblVehicleEF	LHD1	0.06	0.05
tblVehicleEF	LHD1	0.28	0.47
tblVehicleEF	LHD1	0.24	0.08
tblVehicleEF	LHD1	9.1000e-005	8.8000e-005
tblVehicleEF	LHD1	5.8430e-003	6.5210e-003
tblVehicleEF	LHD1	3.6600e-004	1.2300e-004
tblVehicleEF	LHD1	2.7120e-003	2.2570e-003
tblVehicleEF	LHD1	0.09	0.07
tblVehicleEF	LHD1	0.02	0.03
tblVehicleEF	LHD1	1.7400e-003	1.4220e-003
tblVehicleEF	LHD1	0.07	0.06
tblVehicleEF	LHD1	0.28	0.47
tblVehicleEF	LHD1	0.27	0.09
tblVehicleEF	LHD1	5.4230e-003	5.8300e-003
tblVehicleEF	LHD1	9.4800e-003	5.0980e-003
tblVehicleEF	LHD1	0.02	0.02
tblVehicleEF	LHD1	0.15	0.19
tblVehicleEF	LHD1	0.71	0.58
tblVehicleEF	LHD1	2.26	1.04
tblVehicleEF	LHD1	9.04	9.05

tblVehicleEF	LHD1	595.62	667.74
tblVehicleEF	LHD1	32.10	12.33
tblVehicleEF	LHD1	0.08	0.06
tblVehicleEF	LHD1	1.10	0.76
tblVehicleEF	LHD1	8.6900e-004	7.5600e-004
tblVehicleEF	LHD1	0.01	9.6460e-003
tblVehicleEF	LHD1	0.01	7.2150e-003
tblVehicleEF	LHD1	8.6500e-004	2.5500e-004
tblVehicleEF	LHD1	8.3100e-004	7.2300e-004
tblVehicleEF	LHD1	2.5300e-003	2.4120e-003
tblVehicleEF	LHD1	9.6520e-003	6.8770e-003
tblVehicleEF	LHD1	7.9500e-004	2.3500e-004
tblVehicleEF	LHD1	3.7830e-003	3.1600e-003
tblVehicleEF	LHD1	0.09	0.07
tblVehicleEF	LHD1	0.02	0.02
tblVehicleEF	LHD1	2.3550e-003	1.9450e-003
tblVehicleEF	LHD1	0.06	0.05
tblVehicleEF	LHD1	0.27	0.45
tblVehicleEF	LHD1	0.23	0.08
tblVehicleEF	LHD1	9.1000e-005	8.8000e-005
tblVehicleEF	LHD1	5.8430e-003	6.5210e-003
tblVehicleEF	LHD1	3.6400e-004	1.2200e-004
tblVehicleEF	LHD1	3.7830e-003	3.1600e-003
tblVehicleEF	LHD1	0.09	0.07
tblVehicleEF	LHD1	0.02	0.03
tblVehicleEF	LHD1	2.3550e-003	1.9450e-003
tblVehicleEF	LHD1	0.07	0.06

tblVehicleEF	LHD1	0.27	0.45
tblVehicleEF	LHD1	0.26	0.08
tblVehicleEF	LHD1	5.4230e-003	5.8160e-003
tblVehicleEF	LHD1	9.2520e-003	4.9860e-003
tblVehicleEF	LHD1	0.02	0.02
tblVehicleEF	LHD1	0.15	0.19
tblVehicleEF	LHD1	0.70	0.57
tblVehicleEF	LHD1	2.38	1.09
tblVehicleEF	LHD1	9.04	9.05
tblVehicleEF	LHD1	595.62	667.72
tblVehicleEF	LHD1	32.10	12.42
tblVehicleEF	LHD1	0.08	0.06
tblVehicleEF	LHD1	1.14	0.80
tblVehicleEF	LHD1	8.6900e-004	7.5600e-004
tblVehicleEF	LHD1	0.01	9.6460e-003
tblVehicleEF	LHD1	0.01	7.2150e-003
tblVehicleEF	LHD1	8.6500e-004	2.5500e-004
tblVehicleEF	LHD1	8.3100e-004	7.2300e-004
tblVehicleEF	LHD1	2.5300e-003	2.4120e-003
tblVehicleEF	LHD1	9.6520e-003	6.8770e-003
tblVehicleEF	LHD1	7.9500e-004	2.3500e-004
tblVehicleEF	LHD1	2.8100e-003	2.3610e-003
tblVehicleEF	LHD1	0.10	0.08
tblVehicleEF	LHD1	0.02	0.02
tblVehicleEF	LHD1	1.7580e-003	1.4460e-003
tblVehicleEF	LHD1	0.06	0.05
tblVehicleEF	LHD1	0.30	0.50

tblVehicleEF	LHD1	0.24	0.08
tblVehicleEF	LHD1	9.1000e-005	8.8000e-005
tblVehicleEF	LHD1	5.8430e-003	6.5210e-003
tblVehicleEF	LHD1	3.6600e-004	1.2300e-004
tblVehicleEF	LHD1	2.8100e-003	2.3610e-003
tblVehicleEF	LHD1	0.10	0.08
tblVehicleEF	LHD1	0.02	0.03
tblVehicleEF	LHD1	1.7580e-003	1.4460e-003
tblVehicleEF	LHD1	0.07	0.06
tblVehicleEF	LHD1	0.30	0.50
tblVehicleEF	LHD1	0.27	0.09
tblVehicleEF	LHD2	3.9700e-003	4.2530e-003
tblVehicleEF	LHD2	3.7300e-003	3.6630e-003
tblVehicleEF	LHD2	8.2200e-003	0.01
tblVehicleEF	LHD2	0.13	0.16
tblVehicleEF	LHD2	0.32	0.41
tblVehicleEF	LHD2	1.26	0.76
tblVehicleEF	LHD2	13.68	13.61
tblVehicleEF	LHD2	611.53	679.10
tblVehicleEF	LHD2	27.56	10.01
tblVehicleEF	LHD2	0.10	0.09
tblVehicleEF	LHD2	0.75	0.94
tblVehicleEF	LHD2	1.1750e-003	1.1970e-003
tblVehicleEF	LHD2	0.01	0.01
tblVehicleEF	LHD2	9.2630e-003	0.01
tblVehicleEF	LHD2	4.3200e-004	1.4900e-004
tblVehicleEF	LHD2	1.1240e-003	1.1460e-003

tblVehicleEF	LHD2	2.6560e-003	2.6120e-003
tblVehicleEF	LHD2	8.8500e-003	9.6640e-003
tblVehicleEF	LHD2	3.9700e-004	1.3700e-004
tblVehicleEF	LHD2	1.0630e-003	1.4570e-003
tblVehicleEF	LHD2	0.04	0.05
tblVehicleEF	LHD2	0.01	0.02
tblVehicleEF	LHD2	7.2900e-004	9.3400e-004
tblVehicleEF	LHD2	0.04	0.05
tblVehicleEF	LHD2	0.08	0.30
tblVehicleEF	LHD2	0.11	0.06
tblVehicleEF	LHD2	1.3400e-004	1.3100e-004
tblVehicleEF	LHD2	5.9580e-003	6.5780e-003
tblVehicleEF	LHD2	2.9900e-004	9.9000e-005
tblVehicleEF	LHD2	1.0630e-003	1.4570e-003
tblVehicleEF	LHD2	0.04	0.05
tblVehicleEF	LHD2	0.02	0.03
tblVehicleEF	LHD2	7.2900e-004	9.3400e-004
tblVehicleEF	LHD2	0.05	0.06
tblVehicleEF	LHD2	0.08	0.30
tblVehicleEF	LHD2	0.12	0.06
tblVehicleEF	LHD2	3.9700e-003	4.2620e-003
tblVehicleEF	LHD2	3.7710e-003	3.7010e-003
tblVehicleEF	LHD2	7.9600e-003	0.01
tblVehicleEF	LHD2	0.13	0.16
tblVehicleEF	LHD2	0.33	0.41
tblVehicleEF	LHD2	1.21	0.73
tblVehicleEF	LHD2	13.68	13.61

tblVehicleEF	LHD2	611.53	679.11
tblVehicleEF	LHD2	27.56	9.96
tblVehicleEF	LHD2	0.10	0.09
tblVehicleEF	LHD2	0.71	0.88
tblVehicleEF	LHD2	1.1750e-003	1.1970e-003
tblVehicleEF	LHD2	0.01	0.01
tblVehicleEF	LHD2	9.2630e-003	0.01
tblVehicleEF	LHD2	4.3200e-004	1.4900e-004
tblVehicleEF	LHD2	1.1240e-003	1.1460e-003
tblVehicleEF	LHD2	2.6560e-003	2.6120e-003
tblVehicleEF	LHD2	8.8500e-003	9.6640e-003
tblVehicleEF	LHD2	3.9700e-004	1.3700e-004
tblVehicleEF	LHD2	1.4890e-003	2.0410e-003
tblVehicleEF	LHD2	0.04	0.05
tblVehicleEF	LHD2	0.01	0.02
tblVehicleEF	LHD2	9.9000e-004	1.2770e-003
tblVehicleEF	LHD2	0.04	0.05
tblVehicleEF	LHD2	0.08	0.29
tblVehicleEF	LHD2	0.11	0.05
tblVehicleEF	LHD2	1.3400e-004	1.3100e-004
tblVehicleEF	LHD2	5.9580e-003	6.5780e-003
tblVehicleEF	LHD2	2.9800e-004	9.9000e-005
tblVehicleEF	LHD2	1.4890e-003	2.0410e-003
tblVehicleEF	LHD2	0.04	0.05
tblVehicleEF	LHD2	0.02	0.03
tblVehicleEF	LHD2	9.9000e-004	1.2770e-003
tblVehicleEF	LHD2	0.05	0.06

tblVehicleEF	LHD2	0.08	0.29
tblVehicleEF	LHD2	0.12	0.06
tblVehicleEF	LHD2	3.9700e-003	4.2510e-003
tblVehicleEF	LHD2	3.7190e-003	3.6530e-003
tblVehicleEF	LHD2	8.2730e-003	0.01
tblVehicleEF	LHD2	0.13	0.16
tblVehicleEF	LHD2	0.32	0.41
tblVehicleEF	LHD2	1.27	0.76
tblVehicleEF	LHD2	13.68	13.61
tblVehicleEF	LHD2	611.53	679.10
tblVehicleEF	LHD2	27.56	10.02
tblVehicleEF	LHD2	0.10	0.09
tblVehicleEF	LHD2	0.74	0.92
tblVehicleEF	LHD2	1.1750e-003	1.1970e-003
tblVehicleEF	LHD2	0.01	0.01
tblVehicleEF	LHD2	9.2630e-003	0.01
tblVehicleEF	LHD2	4.3200e-004	1.4900e-004
tblVehicleEF	LHD2	1.1240e-003	1.1460e-003
tblVehicleEF	LHD2	2.6560e-003	2.6120e-003
tblVehicleEF	LHD2	8.8500e-003	9.6640e-003
tblVehicleEF	LHD2	3.9700e-004	1.3700e-004
tblVehicleEF	LHD2	1.0710e-003	1.5020e-003
tblVehicleEF	LHD2	0.04	0.06
tblVehicleEF	LHD2	0.01	0.02
tblVehicleEF	LHD2	7.2500e-004	9.3300e-004
tblVehicleEF	LHD2	0.04	0.05
tblVehicleEF	LHD2	0.09	0.33

tblVehicleEF	LHD2	0.11	0.06
tblVehicleEF	LHD2	1.3400e-004	1.3100e-004
tblVehicleEF	LHD2	5.9580e-003	6.5780e-003
tblVehicleEF	LHD2	2.9900e-004	9.9000e-005
tblVehicleEF	LHD2	1.0710e-003	1.5020e-003
tblVehicleEF	LHD2	0.04	0.06
tblVehicleEF	LHD2	0.02	0.03
tblVehicleEF	LHD2	7.2500e-004	9.3300e-004
tblVehicleEF	LHD2	0.05	0.06
tblVehicleEF	LHD2	0.09	0.33
tblVehicleEF	LHD2	0.12	0.06
tblVehicleEF	MCY	0.49	0.35
tblVehicleEF	MCY	0.15	0.24
tblVehicleEF	MCY	18.34	18.90
tblVehicleEF	MCY	9.57	8.43
tblVehicleEF	MCY	178.02	214.49
tblVehicleEF	MCY	44.92	60.11
tblVehicleEF	MCY	1.12	1.12
tblVehicleEF	MCY	2.1850e-003	2.1160e-003
tblVehicleEF	MCY	3.8230e-003	3.2680e-003
tblVehicleEF	MCY	2.0420e-003	1.9800e-003
tblVehicleEF	MCY	3.6010e-003	3.0810e-003
tblVehicleEF	MCY	1.13	1.16
tblVehicleEF	MCY	0.68	0.72
tblVehicleEF	MCY	0.70	0.72
tblVehicleEF	MCY	2.37	2.40
tblVehicleEF	MCY	0.64	2.07

tblVehicleEF	MCY	2.04	1.82
tblVehicleEF	MCY	2.1510e-003	2.1230e-003
tblVehicleEF	MCY	6.6600e-004	5.9500e-004
tblVehicleEF	MCY	1.13	1.16
tblVehicleEF	MCY	0.68	0.72
tblVehicleEF	MCY	0.70	0.72
tblVehicleEF	MCY	2.94	2.97
tblVehicleEF	MCY	0.64	2.07
tblVehicleEF	MCY	2.22	1.98
tblVehicleEF	MCY	0.48	0.35
tblVehicleEF	MCY	0.13	0.21
tblVehicleEF	MCY	17.67	18.17
tblVehicleEF	MCY	8.81	7.74
tblVehicleEF	MCY	178.02	213.12
tblVehicleEF	MCY	44.92	58.36
tblVehicleEF	MCY	0.98	0.98
tblVehicleEF	MCY	2.1850e-003	2.1160e-003
tblVehicleEF	MCY	3.8230e-003	3.2680e-003
tblVehicleEF	MCY	2.0420e-003	1.9800e-003
tblVehicleEF	MCY	3.6010e-003	3.0810e-003
tblVehicleEF	MCY	1.70	1.74
tblVehicleEF	MCY	0.72	0.76
tblVehicleEF	MCY	1.11	1.14
tblVehicleEF	MCY	2.31	2.34
tblVehicleEF	MCY	0.60	1.94
tblVehicleEF	MCY	1.84	1.62
tblVehicleEF	MCY	2.1390e-003	2.1090e-003

tblVehicleEF	MCY	6.4700e-004	5.7700e-004
tblVehicleEF	MCY	1.70	1.74
tblVehicleEF	MCY	0.72	0.76
tblVehicleEF	MCY	1.11	1.14
tblVehicleEF	MCY	2.87	2.90
tblVehicleEF	MCY	0.60	1.94
tblVehicleEF	MCY	2.00	1.77
tblVehicleEF	MCY	0.49	0.35
tblVehicleEF	MCY	0.15	0.24
tblVehicleEF	MCY	18.44	19.01
tblVehicleEF	MCY	9.69	8.55
tblVehicleEF	MCY	178.02	214.70
tblVehicleEF	MCY	44.92	60.42
tblVehicleEF	MCY	1.09	1.09
tblVehicleEF	MCY	2.1850e-003	2.1160e-003
tblVehicleEF	MCY	3.8230e-003	3.2680e-003
tblVehicleEF	MCY	2.0420e-003	1.9800e-003
tblVehicleEF	MCY	3.6010e-003	3.0810e-003
tblVehicleEF	MCY	1.26	1.28
tblVehicleEF	MCY	0.88	0.92
tblVehicleEF	MCY	0.74	0.76
tblVehicleEF	MCY	2.38	2.41
tblVehicleEF	MCY	0.73	2.38
tblVehicleEF	MCY	2.08	1.86
tblVehicleEF	MCY	2.1530e-003	2.1250e-003
tblVehicleEF	MCY	6.6900e-004	5.9800e-004
tblVehicleEF	MCY	1.26	1.28

tblVehicleEF	MCY	0.88	0.92
tblVehicleEF	MCY	0.74	0.76
tblVehicleEF	MCY	2.95	2.98
tblVehicleEF	MCY	0.73	2.38
tblVehicleEF	MCY	2.26	2.02
tblVehicleEF	MDV	0.01	5.6010e-003
tblVehicleEF	MDV	0.01	0.08
tblVehicleEF	MDV	1.13	1.12
tblVehicleEF	MDV	2.37	3.12
tblVehicleEF	MDV	484.17	420.73
tblVehicleEF	MDV	105.06	86.72
tblVehicleEF	MDV	0.12	0.10
tblVehicleEF	MDV	1.8970e-003	1.7850e-003
tblVehicleEF	MDV	2.2820e-003	1.9840e-003
tblVehicleEF	MDV	1.7480e-003	1.6470e-003
tblVehicleEF	MDV	2.0980e-003	1.8250e-003
tblVehicleEF	MDV	0.06	0.08
tblVehicleEF	MDV	0.15	0.14
tblVehicleEF	MDV	0.07	0.09
tblVehicleEF	MDV	0.03	0.02
tblVehicleEF	MDV	0.09	0.42
tblVehicleEF	MDV	0.18	0.41
tblVehicleEF	MDV	4.8480e-003	4.1600e-003
tblVehicleEF	MDV	1.0920e-003	8.5800e-004
tblVehicleEF	MDV	0.06	0.08
tblVehicleEF	MDV	0.15	0.14
tblVehicleEF	MDV	0.07	0.09

tblVehicleEF	MDV	0.04	0.03
tblVehicleEF	MDV	0.09	0.42
tblVehicleEF	MDV	0.19	0.45
tblVehicleEF	MDV	0.01	5.9080e-003
tblVehicleEF	MDV	0.01	0.08
tblVehicleEF	MDV	1.22	1.20
tblVehicleEF	MDV	2.05	2.69
tblVehicleEF	MDV	503.46	432.28
tblVehicleEF	MDV	105.06	85.89
tblVehicleEF	MDV	0.11	0.09
tblVehicleEF	MDV	1.8970e-003	1.7850e-003
tblVehicleEF	MDV	2.2820e-003	1.9840e-003
tblVehicleEF	MDV	1.7480e-003	1.6470e-003
tblVehicleEF	MDV	2.0980e-003	1.8250e-003
tblVehicleEF	MDV	0.10	0.12
tblVehicleEF	MDV	0.16	0.14
tblVehicleEF	MDV	0.10	0.12
tblVehicleEF	MDV	0.03	0.03
tblVehicleEF	MDV	0.09	0.39
tblVehicleEF	MDV	0.16	0.37
tblVehicleEF	MDV	5.0420e-003	4.2740e-003
tblVehicleEF	MDV	1.0860e-003	8.5000e-004
tblVehicleEF	MDV	0.10	0.12
tblVehicleEF	MDV	0.16	0.14
tblVehicleEF	MDV	0.10	0.12
tblVehicleEF	MDV	0.04	0.04
tblVehicleEF	MDV	0.09	0.39

tblVehicleEF	MDV	0.17	0.40
tblVehicleEF	MDV	9.9990e-003	5.5000e-003
tblVehicleEF	MDV	0.01	0.09
tblVehicleEF	MDV	1.09	1.08
tblVehicleEF	MDV	2.43	3.21
tblVehicleEF	MDV	477.05	416.47
tblVehicleEF	MDV	105.06	86.90
tblVehicleEF	MDV	0.12	0.10
tblVehicleEF	MDV	1.8970e-003	1.7850e-003
tblVehicleEF	MDV	2.2820e-003	1.9840e-003
tblVehicleEF	MDV	1.7480e-003	1.6470e-003
tblVehicleEF	MDV	2.0980e-003	1.8250e-003
tblVehicleEF	MDV	0.06	0.08
tblVehicleEF	MDV	0.16	0.15
tblVehicleEF	MDV	0.07	0.09
tblVehicleEF	MDV	0.03	0.02
tblVehicleEF	MDV	0.11	0.49
tblVehicleEF	MDV	0.18	0.42
tblVehicleEF	MDV	4.7760e-003	4.1170e-003
tblVehicleEF	MDV	1.0930e-003	8.6000e-004
tblVehicleEF	MDV	0.06	0.08
tblVehicleEF	MDV	0.16	0.15
tblVehicleEF	MDV	0.07	0.09
tblVehicleEF	MDV	0.04	0.03
tblVehicleEF	MDV	0.11	0.49
tblVehicleEF	MDV	0.20	0.46
tblVehicleEF	MH	0.02	3.3600e-003

tblVehicleEF	MH	0.02	0.00
tblVehicleEF	MH	1.81	0.31
tblVehicleEF	MH	5.09	0.00
tblVehicleEF	MH	1,104.65	981.53
tblVehicleEF	MH	57.12	0.00
tblVehicleEF	MH	1.33	3.91
tblVehicleEF	MH	0.01	0.02
tblVehicleEF	MH	0.03	0.10
tblVehicleEF	MH	9.9300e-004	0.00
tblVehicleEF	MH	3.2420e-003	4.0000e-003
tblVehicleEF	MH	0.03	0.09
tblVehicleEF	MH	9.1300e-004	0.00
tblVehicleEF	MH	0.87	0.00
tblVehicleEF	MH	0.06	0.00
tblVehicleEF	MH	0.39	0.00
tblVehicleEF	MH	0.08	0.07
tblVehicleEF	MH	0.02	0.00
tblVehicleEF	MH	0.30	0.00
tblVehicleEF	MH	0.01	9.2790e-003
tblVehicleEF	MH	6.6000e-004	0.00
tblVehicleEF	MH	0.87	0.00
tblVehicleEF	MH	0.06	0.00
tblVehicleEF	MH	0.39	0.00
tblVehicleEF	MH	0.10	0.08
tblVehicleEF	MH	0.02	0.00
tblVehicleEF	MH	0.32	0.00
tblVehicleEF	MH	0.02	3.3600e-003

tblVehicleEF	MH	0.02	0.00
tblVehicleEF	MH	1.86	0.31
tblVehicleEF	MH	4.82	0.00
tblVehicleEF	MH	1,104.65	981.53
tblVehicleEF	MH	57.12	0.00
tblVehicleEF	MH	1.24	3.70
tblVehicleEF	MH	0.01	0.02
tblVehicleEF	MH	0.03	0.10
tblVehicleEF	MH	9.9300e-004	0.00
tblVehicleEF	MH	3.2420e-003	4.0000e-003
tblVehicleEF	MH	0.03	0.09
tblVehicleEF	MH	9.1300e-004	0.00
tblVehicleEF	MH	1.17	0.00
tblVehicleEF	MH	0.06	0.00
tblVehicleEF	MH	0.52	0.00
tblVehicleEF	MH	0.08	0.07
tblVehicleEF	MH	0.02	0.00
tblVehicleEF	MH	0.28	0.00
tblVehicleEF	MH	0.01	9.2790e-003
tblVehicleEF	MH	6.5500e-004	0.00
tblVehicleEF	MH	1.17	0.00
tblVehicleEF	MH	0.06	0.00
tblVehicleEF	MH	0.52	0.00
tblVehicleEF	MH	0.11	0.08
tblVehicleEF	MH	0.02	0.00
tblVehicleEF	MH	0.31	0.00
tblVehicleEF	MH	0.02	3.3600e-003

tblVehicleEF	MH	0.02	0.00
tblVehicleEF	MH	1.80	0.31
tblVehicleEF	MH	5.12	0.00
tblVehicleEF	MH	1,104.65	981.53
tblVehicleEF	MH	57.12	0.00
tblVehicleEF	MH	1.31	3.84
tblVehicleEF	MH	0.01	0.02
tblVehicleEF	MH	0.03	0.10
tblVehicleEF	MH	9.9300e-004	0.00
tblVehicleEF	MH	3.2420e-003	4.0000e-003
tblVehicleEF	MH	0.03	0.09
tblVehicleEF	MH	9.1300e-004	0.00
tblVehicleEF	MH	0.96	0.00
tblVehicleEF	MH	0.07	0.00
tblVehicleEF	MH	0.40	0.00
tblVehicleEF	MH	0.07	0.07
tblVehicleEF	MH	0.02	0.00
tblVehicleEF	MH	0.30	0.00
tblVehicleEF	MH	0.01	9.2790e-003
tblVehicleEF	MH	6.6000e-004	0.00
tblVehicleEF	MH	0.96	0.00
tblVehicleEF	MH	0.07	0.00
tblVehicleEF	MH	0.40	0.00
tblVehicleEF	MH	0.10	0.08
tblVehicleEF	MH	0.02	0.00
tblVehicleEF	MH	0.33	0.00
tblVehicleEF	MHD	0.02	4.9130e-003

tblVehicleEF	MHD	3.6730e-003	5.6110e-003
tblVehicleEF	MHD	0.05	0.01
tblVehicleEF	MHD	0.35	0.39
tblVehicleEF	MHD	0.30	0.51
tblVehicleEF	MHD	5.52	1.31
tblVehicleEF	MHD	143.56	56.75
tblVehicleEF	MHD	1,140.06	1,086.34
tblVehicleEF	MHD	59.06	12.86
tblVehicleEF	MHD	0.51	0.43
tblVehicleEF	MHD	1.09	1.96
tblVehicleEF	MHD	1.9500e-004	1.4510e-003
tblVehicleEF	MHD	5.0030e-003	0.05
tblVehicleEF	MHD	7.5000e-004	1.1900e-004
tblVehicleEF	MHD	1.8700e-004	1.3880e-003
tblVehicleEF	MHD	4.7840e-003	0.05
tblVehicleEF	MHD	6.9000e-004	1.0900e-004
tblVehicleEF	MHD	1.0560e-003	4.8700e-004
tblVehicleEF	MHD	0.04	0.02
tblVehicleEF	MHD	0.02	0.02
tblVehicleEF	MHD	7.0400e-004	3.2900e-004
tblVehicleEF	MHD	0.04	0.09
tblVehicleEF	MHD	0.02	0.10
tblVehicleEF	MHD	0.34	0.06
tblVehicleEF	MHD	1.3810e-003	5.4000e-004
tblVehicleEF	MHD	0.01	0.01
tblVehicleEF	MHD	6.8700e-004	1.2700e-004
tblVehicleEF	MHD	1.0560e-003	4.8700e-004

tblVehicleEF	MHD	0.04	0.02
tblVehicleEF	MHD	0.03	0.03
tblVehicleEF	MHD	7.0400e-004	3.2900e-004
tblVehicleEF	MHD	0.05	0.11
tblVehicleEF	MHD	0.02	0.10
tblVehicleEF	MHD	0.37	0.07
tblVehicleEF	MHD	0.01	4.6520e-003
tblVehicleEF	MHD	3.7140e-003	5.6470e-003
tblVehicleEF	MHD	0.05	0.01
tblVehicleEF	MHD	0.25	0.31
tblVehicleEF	MHD	0.30	0.51
tblVehicleEF	MHD	5.26	1.25
tblVehicleEF	MHD	152.06	57.73
tblVehicleEF	MHD	1,140.06	1,086.35
tblVehicleEF	MHD	59.06	12.75
tblVehicleEF	MHD	0.53	0.43
tblVehicleEF	MHD	1.03	1.85
tblVehicleEF	MHD	1.6400e-004	1.2250e-003
tblVehicleEF	MHD	5.0030e-003	0.05
tblVehicleEF	MHD	7.5000e-004	1.1900e-004
tblVehicleEF	MHD	1.5700e-004	1.1720e-003
tblVehicleEF	MHD	4.7840e-003	0.05
tblVehicleEF	MHD	6.9000e-004	1.0900e-004
tblVehicleEF	MHD	1.4900e-003	6.8900e-004
tblVehicleEF	MHD	0.04	0.02
tblVehicleEF	MHD	0.02	0.02
tblVehicleEF	MHD	9.7000e-004	4.5600e-004

tblVehicleEF	MHD	0.04	0.09
tblVehicleEF	MHD	0.02	0.09
tblVehicleEF	MHD	0.33	0.06
tblVehicleEF	MHD	1.4610e-003	5.5000e-004
tblVehicleEF	MHD	0.01	0.01
tblVehicleEF	MHD	6.8300e-004	1.2600e-004
tblVehicleEF	MHD	1.4900e-003	6.8900e-004
tblVehicleEF	MHD	0.04	0.02
tblVehicleEF	MHD	0.03	0.03
tblVehicleEF	MHD	9.7000e-004	4.5600e-004
tblVehicleEF	MHD	0.05	0.11
tblVehicleEF	MHD	0.02	0.09
tblVehicleEF	MHD	0.36	0.06
tblVehicleEF	MHD	0.02	5.2900e-003
tblVehicleEF	MHD	3.6600e-003	5.5990e-003
tblVehicleEF	MHD	0.05	0.01
tblVehicleEF	MHD	0.48	0.50
tblVehicleEF	MHD	0.30	0.51
tblVehicleEF	MHD	5.56	1.32
tblVehicleEF	MHD	131.82	55.39
tblVehicleEF	MHD	1,140.06	1,086.34
tblVehicleEF	MHD	59.06	12.88
tblVehicleEF	MHD	0.49	0.42
tblVehicleEF	MHD	1.07	1.92
tblVehicleEF	MHD	2.3700e-004	1.7620e-003
tblVehicleEF	MHD	5.0030e-003	0.05
tblVehicleEF	MHD	7.5000e-004	1.1900e-004

tblVehicleEF	MHD	2.2700e-004	1.6860e-003
tblVehicleEF	MHD	4.7840e-003	0.05
tblVehicleEF	MHD	6.9000e-004	1.0900e-004
tblVehicleEF	MHD	1.0870e-003	4.9800e-004
tblVehicleEF	MHD	0.05	0.02
tblVehicleEF	MHD	0.03	0.03
tblVehicleEF	MHD	7.1300e-004	3.3100e-004
tblVehicleEF	MHD	0.04	0.09
tblVehicleEF	MHD	0.02	0.11
tblVehicleEF	MHD	0.34	0.06
tblVehicleEF	MHD	1.2710e-003	5.2700e-004
tblVehicleEF	MHD	0.01	0.01
tblVehicleEF	MHD	6.8800e-004	1.2700e-004
tblVehicleEF	MHD	1.0870e-003	4.9800e-004
tblVehicleEF	MHD	0.05	0.02
tblVehicleEF	MHD	0.04	0.03
tblVehicleEF	MHD	7.1300e-004	3.3100e-004
tblVehicleEF	MHD	0.05	0.11
tblVehicleEF	MHD	0.02	0.11
tblVehicleEF	MHD	0.37	0.07
tblVehicleEF	OBUS	0.01	9.0600e-003
tblVehicleEF	OBUS	7.3650e-003	9.3580e-003
tblVehicleEF	OBUS	0.03	0.02
tblVehicleEF	OBUS	0.27	0.55
tblVehicleEF	OBUS	0.51	1.01
tblVehicleEF	OBUS	5.29	2.44
tblVehicleEF	OBUS	84.12	84.33

tblVehicleEF	OBUS	1,220.51	1,422.10
tblVehicleEF	OBUS	69.46	20.28
tblVehicleEF	OBUS	0.36	0.52
tblVehicleEF	OBUS	1.28	1.85
tblVehicleEF	OBUS	8.0000e-005	2.0430e-003
tblVehicleEF	OBUS	6.2990e-003	0.04
tblVehicleEF	OBUS	8.5700e-004	1.9500e-004
tblVehicleEF	OBUS	7.7000e-005	1.9550e-003
tblVehicleEF	OBUS	6.0080e-003	0.03
tblVehicleEF	OBUS	7.8800e-004	1.7900e-004
tblVehicleEF	OBUS	1.3980e-003	1.8490e-003
tblVehicleEF	OBUS	0.02	0.02
tblVehicleEF	OBUS	0.04	0.06
tblVehicleEF	OBUS	7.5900e-004	9.7800e-004
tblVehicleEF	OBUS	0.05	0.10
tblVehicleEF	OBUS	0.04	0.23
tblVehicleEF	OBUS	0.33	0.12
tblVehicleEF	OBUS	8.1500e-004	8.0300e-004
tblVehicleEF	OBUS	0.01	0.01
tblVehicleEF	OBUS	7.8700e-004	2.0100e-004
tblVehicleEF	OBUS	1.3980e-003	1.8490e-003
tblVehicleEF	OBUS	0.02	0.02
tblVehicleEF	OBUS	0.05	0.08
tblVehicleEF	OBUS	7.5900e-004	9.7800e-004
tblVehicleEF	OBUS	0.06	0.12
tblVehicleEF	OBUS	0.04	0.23
tblVehicleEF	OBUS	0.36	0.13

tblVehicleEF	OBUS	0.01	9.0790e-003
tblVehicleEF	OBUS	7.4870e-003	9.4940e-003
tblVehicleEF	OBUS	0.03	0.02
tblVehicleEF	OBUS	0.26	0.53
tblVehicleEF	OBUS	0.52	1.02
tblVehicleEF	OBUS	5.02	2.31
tblVehicleEF	OBUS	88.10	84.93
tblVehicleEF	OBUS	1,220.51	1,422.12
tblVehicleEF	OBUS	69.46	20.06
tblVehicleEF	OBUS	0.37	0.52
tblVehicleEF	OBUS	1.20	1.74
tblVehicleEF	OBUS	6.8000e-005	1.7270e-003
tblVehicleEF	OBUS	6.2990e-003	0.04
tblVehicleEF	OBUS	8.5700e-004	1.9500e-004
tblVehicleEF	OBUS	6.5000e-005	1.6520e-003
tblVehicleEF	OBUS	6.0080e-003	0.03
tblVehicleEF	OBUS	7.8800e-004	1.7900e-004
tblVehicleEF	OBUS	1.9250e-003	2.5310e-003
tblVehicleEF	OBUS	0.02	0.02
tblVehicleEF	OBUS	0.04	0.06
tblVehicleEF	OBUS	1.0420e-003	1.3340e-003
tblVehicleEF	OBUS	0.05	0.10
tblVehicleEF	OBUS	0.04	0.22
tblVehicleEF	OBUS	0.32	0.11
tblVehicleEF	OBUS	8.5300e-004	8.0900e-004
tblVehicleEF	OBUS	0.01	0.01
tblVehicleEF	OBUS	7.8300e-004	1.9900e-004

tblVehicleEF	OBUS	1.9250e-003	2.5310e-003
tblVehicleEF	OBUS	0.02	0.02
tblVehicleEF	OBUS	0.05	0.08
tblVehicleEF	OBUS	1.0420e-003	1.3340e-003
tblVehicleEF	OBUS	0.06	0.12
tblVehicleEF	OBUS	0.04	0.22
tblVehicleEF	OBUS	0.35	0.13
tblVehicleEF	OBUS	0.01	9.0540e-003
tblVehicleEF	OBUS	7.3280e-003	9.3190e-003
tblVehicleEF	OBUS	0.03	0.02
tblVehicleEF	OBUS	0.29	0.59
tblVehicleEF	OBUS	0.51	1.00
tblVehicleEF	OBUS	5.33	2.46
tblVehicleEF	OBUS	78.61	83.50
tblVehicleEF	OBUS	1,220.51	1,422.09
tblVehicleEF	OBUS	69.46	20.31
tblVehicleEF	OBUS	0.34	0.52
tblVehicleEF	OBUS	1.25	1.81
tblVehicleEF	OBUS	9.8000e-005	2.4810e-003
tblVehicleEF	OBUS	6.2990e-003	0.04
tblVehicleEF	OBUS	8.5700e-004	1.9500e-004
tblVehicleEF	OBUS	9.4000e-005	2.3730e-003
tblVehicleEF	OBUS	6.0080e-003	0.03
tblVehicleEF	OBUS	7.8800e-004	1.7900e-004
tblVehicleEF	OBUS	1.4220e-003	1.9070e-003
tblVehicleEF	OBUS	0.02	0.02
tblVehicleEF	OBUS	0.04	0.06

tblVehicleEF	OBUS	7.5400e-004	9.8200e-004
tblVehicleEF	OBUS	0.05	0.10
tblVehicleEF	OBUS	0.04	0.24
tblVehicleEF	OBUS	0.33	0.12
tblVehicleEF	OBUS	7.6200e-004	7.9500e-004
tblVehicleEF	OBUS	0.01	0.01
tblVehicleEF	OBUS	7.8800e-004	2.0100e-004
tblVehicleEF	OBUS	1.4220e-003	1.9070e-003
tblVehicleEF	OBUS	0.02	0.02
tblVehicleEF	OBUS	0.05	0.08
tblVehicleEF	OBUS	7.5400e-004	9.8200e-004
tblVehicleEF	OBUS	0.06	0.12
tblVehicleEF	OBUS	0.04	0.24
tblVehicleEF	OBUS	0.37	0.13
tblVehicleEF	SBUS	0.85	0.07
tblVehicleEF	SBUS	0.02	0.01
tblVehicleEF	SBUS	0.08	7.1320e-003
tblVehicleEF	SBUS	8.26	2.80
tblVehicleEF	SBUS	1.11	1.03
tblVehicleEF	SBUS	9.29	1.02
tblVehicleEF	SBUS	1,115.75	356.18
tblVehicleEF	SBUS	1,081.97	1,128.82
tblVehicleEF	SBUS	55.54	5.79
tblVehicleEF	SBUS	9.10	3.82
tblVehicleEF	SBUS	4.28	6.33
tblVehicleEF	SBUS	9.2310e-003	6.3360e-003
tblVehicleEF	SBUS	0.01	0.01

tblVehicleEF	SBUS	0.02	0.04
tblVehicleEF	SBUS	9.5800e-004	6.5000e-005
tblVehicleEF	SBUS	8.8310e-003	6.0620e-003
tblVehicleEF	SBUS	2.6720e-003	2.6580e-003
tblVehicleEF	SBUS	0.02	0.04
tblVehicleEF	SBUS	8.8100e-004	6.0000e-005
tblVehicleEF	SBUS	3.4880e-003	1.1350e-003
tblVehicleEF	SBUS	0.04	0.01
tblVehicleEF	SBUS	0.99	0.34
tblVehicleEF	SBUS	1.9230e-003	5.7500e-004
tblVehicleEF	SBUS	0.12	0.14
tblVehicleEF	SBUS	0.02	0.07
tblVehicleEF	SBUS	0.49	0.04
tblVehicleEF	SBUS	0.01	3.4000e-003
tblVehicleEF	SBUS	0.01	0.01
tblVehicleEF	SBUS	7.1600e-004	5.7000e-005
tblVehicleEF	SBUS	3.4880e-003	1.1350e-003
tblVehicleEF	SBUS	0.04	0.01
tblVehicleEF	SBUS	1.43	0.48
tblVehicleEF	SBUS	1.9230e-003	5.7500e-004
tblVehicleEF	SBUS	0.15	0.17
tblVehicleEF	SBUS	0.02	0.07
tblVehicleEF	SBUS	0.53	0.05
tblVehicleEF	SBUS	0.85	0.07
tblVehicleEF	SBUS	0.02	0.01
tblVehicleEF	SBUS	0.07	6.4080e-003
tblVehicleEF	SBUS	8.14	2.75

tblVehicleEF	SBUS	1.13	1.05
tblVehicleEF	SBUS	7.67	0.84
tblVehicleEF	SBUS	1,165.76	367.48
tblVehicleEF	SBUS	1,081.97	1,128.85
tblVehicleEF	SBUS	55.54	5.50
tblVehicleEF	SBUS	9.39	3.93
tblVehicleEF	SBUS	4.04	5.98
tblVehicleEF	SBUS	7.7820e-003	5.3460e-003
tblVehicleEF	SBUS	0.01	0.01
tblVehicleEF	SBUS	0.02	0.04
tblVehicleEF	SBUS	9.5800e-004	6.5000e-005
tblVehicleEF	SBUS	7.4450e-003	5.1150e-003
tblVehicleEF	SBUS	2.6720e-003	2.6580e-003
tblVehicleEF	SBUS	0.02	0.04
tblVehicleEF	SBUS	8.8100e-004	6.0000e-005
tblVehicleEF	SBUS	4.7790e-003	1.5480e-003
tblVehicleEF	SBUS	0.04	0.01
tblVehicleEF	SBUS	0.98	0.34
tblVehicleEF	SBUS	2.6310e-003	7.8500e-004
tblVehicleEF	SBUS	0.12	0.14
tblVehicleEF	SBUS	0.01	0.06
tblVehicleEF	SBUS	0.44	0.04
tblVehicleEF	SBUS	0.01	3.5060e-003
tblVehicleEF	SBUS	0.01	0.01
tblVehicleEF	SBUS	6.8900e-004	5.4000e-005
tblVehicleEF	SBUS	4.7790e-003	1.5480e-003
tblVehicleEF	SBUS	0.04	0.01

tblVehicleEF	SBUS	1.42	0.48
tblVehicleEF	SBUS	2.6310e-003	7.8500e-004
tblVehicleEF	SBUS	0.15	0.17
tblVehicleEF	SBUS	0.01	0.06
tblVehicleEF	SBUS	0.48	0.04
tblVehicleEF	SBUS	0.85	0.07
tblVehicleEF	SBUS	0.02	0.01
tblVehicleEF	SBUS	0.08	7.2360e-003
tblVehicleEF	SBUS	8.41	2.86
tblVehicleEF	SBUS	1.10	1.03
tblVehicleEF	SBUS	9.44	1.03
tblVehicleEF	SBUS	1,046.68	340.58
tblVehicleEF	SBUS	1,081.97	1,128.81
tblVehicleEF	SBUS	55.54	5.82
tblVehicleEF	SBUS	8.70	3.67
tblVehicleEF	SBUS	4.20	6.22
tblVehicleEF	SBUS	0.01	7.7020e-003
tblVehicleEF	SBUS	0.01	0.01
tblVehicleEF	SBUS	0.02	0.04
tblVehicleEF	SBUS	9.5800e-004	6.5000e-005
tblVehicleEF	SBUS	0.01	7.3690e-003
tblVehicleEF	SBUS	2.6720e-003	2.6580e-003
tblVehicleEF	SBUS	0.02	0.04
tblVehicleEF	SBUS	8.8100e-004	6.0000e-005
tblVehicleEF	SBUS	3.4800e-003	1.1730e-003
tblVehicleEF	SBUS	0.04	0.01
tblVehicleEF	SBUS	0.99	0.34

tblVehicleEF	SBUS	1.8770e-003	5.6800e-004
tblVehicleEF	SBUS	0.12	0.14
tblVehicleEF	SBUS	0.02	0.09
tblVehicleEF	SBUS	0.49	0.04
tblVehicleEF	SBUS	0.01	3.2520e-003
tblVehicleEF	SBUS	0.01	0.01
tblVehicleEF	SBUS	7.1900e-004	5.8000e-005
tblVehicleEF	SBUS	3.4800e-003	1.1730e-003
tblVehicleEF	SBUS	0.04	0.01
tblVehicleEF	SBUS	1.43	0.48
tblVehicleEF	SBUS	1.8770e-003	5.6800e-004
tblVehicleEF	SBUS	0.15	0.17
tblVehicleEF	SBUS	0.02	0.09
tblVehicleEF	SBUS	0.54	0.05
tblVehicleEF	UBUS	1.81	7.28
tblVehicleEF	UBUS	0.07	0.03
tblVehicleEF	UBUS	8.43	27.90
tblVehicleEF	UBUS	12.59	1.81
tblVehicleEF	UBUS	1,815.92	2,044.63
tblVehicleEF	UBUS	135.00	22.76
tblVehicleEF	UBUS	4.36	4.04
tblVehicleEF	UBUS	0.53	0.08
tblVehicleEF	UBUS	0.01	0.03
tblVehicleEF	UBUS	0.03	5.2920e-003
tblVehicleEF	UBUS	1.2230e-003	4.0000e-005
tblVehicleEF	UBUS	0.23	0.03
tblVehicleEF	UBUS	3.0000e-003	7.5850e-003

tblVehicleEF	UBUS	0.03	5.0590e-003
tblVehicleEF	UBUS	1.1250e-003	3.6000e-005
tblVehicleEF	UBUS	5.9600e-003	2.6630e-003
tblVehicleEF	UBUS	0.09	0.03
tblVehicleEF	UBUS	3.5870e-003	1.8540e-003
tblVehicleEF	UBUS	0.47	0.11
tblVehicleEF	UBUS	0.03	0.21
tblVehicleEF	UBUS	0.94	0.15
tblVehicleEF	UBUS	8.6000e-003	4.3420e-003
tblVehicleEF	UBUS	1.5760e-003	2.2500e-004
tblVehicleEF	UBUS	5.9600e-003	2.6630e-003
tblVehicleEF	UBUS	0.09	0.03
tblVehicleEF	UBUS	3.5870e-003	1.8540e-003
tblVehicleEF	UBUS	2.34	7.44
tblVehicleEF	UBUS	0.03	0.21
tblVehicleEF	UBUS	1.03	0.16
tblVehicleEF	UBUS	1.81	7.28
tblVehicleEF	UBUS	0.06	0.03
tblVehicleEF	UBUS	8.48	27.90
tblVehicleEF	UBUS	11.11	1.61
tblVehicleEF	UBUS	1,815.92	2,044.63
tblVehicleEF	UBUS	135.00	22.40
tblVehicleEF	UBUS	4.09	4.03
tblVehicleEF	UBUS	0.53	0.08
tblVehicleEF	UBUS	0.01	0.03
tblVehicleEF	UBUS	0.03	5.2920e-003
tblVehicleEF	UBUS	1.2230e-003	4.0000e-005

tblVehicleEF	UBUS	0.23	0.03
tblVehicleEF	UBUS	3.0000e-003	7.5850e-003
tblVehicleEF	UBUS	0.03	5.0590e-003
tblVehicleEF	UBUS	1.1250e-003	3.6000e-005
tblVehicleEF	UBUS	7.9960e-003	3.6380e-003
tblVehicleEF	UBUS	0.09	0.03
tblVehicleEF	UBUS	4.7760e-003	2.4730e-003
tblVehicleEF	UBUS	0.48	0.11
tblVehicleEF	UBUS	0.03	0.19
tblVehicleEF	UBUS	0.87	0.14
tblVehicleEF	UBUS	8.6010e-003	4.3420e-003
tblVehicleEF	UBUS	1.5510e-003	2.2200e-004
tblVehicleEF	UBUS	7.9960e-003	3.6380e-003
tblVehicleEF	UBUS	0.09	0.03
tblVehicleEF	UBUS	4.7760e-003	2.4730e-003
tblVehicleEF	UBUS	2.34	7.44
tblVehicleEF	UBUS	0.03	0.19
tblVehicleEF	UBUS	0.95	0.15
tblVehicleEF	UBUS	1.81	7.28
tblVehicleEF	UBUS	0.07	0.03
tblVehicleEF	UBUS	8.41	27.90
tblVehicleEF	UBUS	12.84	1.85
tblVehicleEF	UBUS	1,815.92	2,044.63
tblVehicleEF	UBUS	135.00	22.82
tblVehicleEF	UBUS	4.27	4.04
tblVehicleEF	UBUS	0.53	0.08
tblVehicleEF	UBUS	0.01	0.03

tblVehicleEF	UBUS	0.03	5.2920e-003
tblVehicleEF	UBUS	1.2230e-003	4.0000e-005
tblVehicleEF	UBUS	0.23	0.03
tblVehicleEF	UBUS	3.0000e-003	7.5850e-003
tblVehicleEF	UBUS	0.03	5.0590e-003
tblVehicleEF	UBUS	1.1250e-003	3.6000e-005
tblVehicleEF	UBUS	6.6800e-003	2.5390e-003
tblVehicleEF	UBUS	0.11	0.03
tblVehicleEF	UBUS	3.7560e-003	1.7550e-003
tblVehicleEF	UBUS	0.47	0.11
tblVehicleEF	UBUS	0.04	0.26
tblVehicleEF	UBUS	0.95	0.15
tblVehicleEF	UBUS	8.6000e-003	4.3420e-003
tblVehicleEF	UBUS	1.5810e-003	2.2600e-004
tblVehicleEF	UBUS	6.6800e-003	2.5390e-003
tblVehicleEF	UBUS	0.11	0.03
tblVehicleEF	UBUS	3.7560e-003	1.7550e-003
tblVehicleEF	UBUS	2.33	7.44
tblVehicleEF	UBUS	0.04	0.26
tblVehicleEF	UBUS	1.05	0.16

2.0 Emissions Summary

2.1 Overall Construction

Unmitigated Construction

	ROG	NOx	CO	SO2	Fugitive PM10	Exhaust PM10	PM10 Total	Fugitive PM2.5	Exhaust PM2.5	PM2.5 Total	Bio- CO2	NBio- CO2	Total CO2	CH4	N2O	CO2e
Year	tons/yr										MT/yr					
2021	0.1809	2.7726	0.8716	4.1100e-003	1.3055	0.0576	1.3630	0.1977	0.0576	0.2552	0.0000	423.9063	423.9063	0.0142	0.0000	424.2607
Maximum	**0.1809**	**2.7726**	**0.8716**	**4.1100e-003**	**1.3055**	**0.0576**	**1.3630**	**0.1977**	**0.0576**	**0.2552**	**0.0000**	**423.9063**	**423.9063**	**0.0142**	**0.0000**	**424.2607**

Mitigated Construction

	ROG	NOx	CO	SO2	Fugitive PM10	Exhaust PM10	PM10 Total	Fugitive PM2.5	Exhaust PM2.5	PM2.5 Total	Bio- CO2	NBio- CO2	Total CO2	CH4	N2O	CO2e
Year	tons/yr										MT/yr					
2021	0.1809	2.7726	0.8716	4.1100e-003	0.5091	0.0576	0.5667	0.0771	0.0576	0.1346	0.0000	423.9058	423.9058	0.0142	0.0000	424.2601
Maximum	**0.1809**	**2.7726**	**0.8716**	**4.1100e-003**	**0.5091**	**0.0576**	**0.5667**	**0.0771**	**0.0576**	**0.1346**	**0.0000**	**423.9058**	**423.9058**	**0.0142**	**0.0000**	**424.2601**

	ROG	**NOx**	**CO**	**SO2**	**Fugitive PM10**	**Exhaust PM10**	**PM10 Total**	**Fugitive PM2.5**	**Exhaust PM2.5**	**PM2.5 Total**	**Bio- CO2**	**NBio-CO2**	**Total CO2**	**CH4**	**N20**	**CO2e**
Percent Reduction	**0.00**	**0.00**	**0.00**	**0.00**	**61.00**	**0.00**	**58.42**	**61.00**	**0.00**	**47.25**	**0.00**	**0.00**	**0.00**	**0.00**	**0.00**	**0.00**

Quarter	Start Date	End Date	Maximum Unmitigated ROG + NOX (tons/quarter)	Maximum Mitigated ROG + NOX (tons/quarter)
1	**6-29-2021**	**9-28-2021**	2.9535	2.9535
		Highest	2.9535	2.9535

2.2 Overall Operational

Unmitigated Operational

	ROG	NOx	CO	SO2	Fugitive PM10	Exhaust PM10	PM10 Total	Fugitive PM2.5	Exhaust PM2.5	PM2.5 Total	Bio- CO2	NBio- CO2	Total CO2	CH4	N2O	CO2e
Category	tons/yr										MT/yr					
Area	3.4200e-003	0.0000	1.0000e-005	0.0000		0.0000	0.0000		0.0000	0.0000	0.0000	2.0000e-005	2.0000e-005	0.0000	0.0000	3.0000e-005
Energy	0.0000	0.0000	0.0000	0.0000		0.0000	0.0000		0.0000	0.0000	0.0000	0.0000	0.0000	0.0000	0.0000	0.0000
Mobile	0.0000	0.0000	0.0000	0.0000	0.0000	0.0000	0.0000	0.0000	0.0000	0.0000	0.0000	0.0000	0.0000	0.0000	0.0000	0.0000
Waste						0.0000	0.0000		0.0000	0.0000	0.0000	0.0000	0.0000	0.0000	0.0000	0.0000
Water						0.0000	0.0000		0.0000	0.0000	0.0000	0.0000	0.0000	0.0000	0.0000	0.0000
Total	**3.4200e-003**	**0.0000**	**1.0000e-005**	**0.0000**	**0.0000**	**0.0000**	**0.0000**	**0.0000**	**0.0000**	**0.0000**	**0.0000**	**2.0000e-005**	**2.0000e-005**	**0.0000**	**0.0000**	**3.0000e-005**

2.2 Overall Operational

Mitigated Operational

	ROG	NOx	CO	SO2	Fugitive PM10	Exhaust PM10	PM10 Total	Fugitive PM2.5	Exhaust PM2.5	PM2.5 Total	Bio- CO2	NBio- CO2	Total CO2	CH4	N2O	CO2e
Category	tons/yr										MT/yr					
Area	3.4200e-003	0.0000	1.0000e-005	0.0000		0.0000	0.0000		0.0000	0.0000	0.0000	2.0000e-005	2.0000e-005	0.0000	0.0000	3.0000e-005
Energy	0.0000	0.0000	0.0000	0.0000		0.0000	0.0000		0.0000	0.0000	0.0000	0.0000	0.0000	0.0000	0.0000	0.0000
Mobile	0.0000	0.0000	0.0000	0.0000	0.0000	0.0000	0.0000	0.0000	0.0000	0.0000	0.0000	0.0000	0.0000	0.0000	0.0000	0.0000
Waste						0.0000	0.0000		0.0000	0.0000	0.0000	0.0000	0.0000	0.0000	0.0000	0.0000
Water						0.0000	0.0000		0.0000	0.0000	0.0000	0.0000	0.0000	0.0000	0.0000	0.0000
Total	**3.4200e-003**	**0.0000**	**1.0000e-005**	**0.0000**	**0.0000**	**0.0000**	**0.0000**	**0.0000**	**0.0000**	**0.0000**	**0.0000**	**2.0000e-005**	**2.0000e-005**	**0.0000**	**0.0000**	**3.0000e-005**

	ROG	**NOx**	**CO**	**SO2**	**Fugitive PM10**	**Exhaust PM10**	**PM10 Total**	**Fugitive PM2.5**	**Exhaust PM2.5**	**PM2.5 Total**	**Bio- CO2**	**NBio-CO2**	**Total CO2**	**CH4**	**N20**	**CO2e**
Percent Reduction	**0.00**	**0.00**	**0.00**	**0.00**	**0.00**	**0.00**	**0.00**	**0.00**	**0.00**	**0.00**	**0.00**	**0.00**	**0.00**	**0.00**	**0.00**	**0.00**

3.0 Construction Detail

Construction Phase

Phase Number	Phase Name	Phase Type	Start Date	End Date	Num Days Week	Num Days	Phase Description
1	Demolition	Demolition	6/29/2021	9/20/2021	5	60	

Acres of Grading (Site Preparation Phase): 0

Acres of Grading (Grading Phase): 0

Acres of Paving: 1

Residential Indoor: 0; Residential Outdoor: 0; Non-Residential Indoor: 0; Non-Residential Outdoor: 0; Striped Parking Area: 0 (Architectural Coating – sqft)

OffRoad Equipment

Phase Name	Offroad Equipment Type	Amount	Usage Hours	Horse Power	Load Factor
Demolition	Concrete/Industrial Saws	0	8.00	81	0.73
Demolition	Crushing/Proc. Equipment	0	8.00	85	0.78
Demolition	Excavators	0	8.00	158	0.38
Demolition	Generator Sets	2	8.00	1050	0.74
Demolition	Rubber Tired Dozers	0	8.00	247	0.40
Demolition	Tractors/Loaders/Backhoes	0	8.00	97	0.37

Trips and VMT

Phase Name	Offroad Equipment Count	Worker Trip Number	Vendor Trip Number	Hauling Trip Number	Worker Trip Length	Vendor Trip Length	Hauling Trip Length	Worker Vehicle Class	Vendor Vehicle Class	Hauling Vehicle Class
Demolition	2	0.00	0.00	0.00	0.00	0.00	0.00	LD_Mix	HDT_Mix	HHDT

3.1 Mitigation Measures Construction

Water Exposed Area

3.2 Demolition - 2021

Unmitigated Construction On-Site

	ROG	NOx	CO	SO2	Fugitive PM10	Exhaust PM10	PM10 Total	Fugitive PM2.5	Exhaust PM2.5	PM2.5 Total	Bio- CO2	NBio- CO2	Total CO2	CH4	N2O	CO2e
Category	tons/yr										MT/yr					
Fugitive Dust					1.3055	0.0000	1.3055	0.1977	0.0000	0.1977	0.0000	0.0000	0.0000	0.0000	0.0000	0.0000
Off-Road	0.1809	2.7726	0.8716	4.1100e-003		0.0576	0.0576		0.0576	0.0576	0.0000	423.9063	423.9063	0.0142	0.0000	424.2607
Total	**0.1809**	**2.7726**	**0.8716**	**4.1100e-003**	**1.3055**	**0.0576**	**1.3630**	**0.1977**	**0.0576**	**0.2552**	**0.0000**	**423.9063**	**423.9063**	**0.0142**	**0.0000**	**424.2607**

Unmitigated Construction Off-Site

	ROG	NOx	CO	SO2	Fugitive PM10	Exhaust PM10	PM10 Total	Fugitive PM2.5	Exhaust PM2.5	PM2.5 Total	Bio- CO2	NBio- CO2	Total CO2	CH4	N2O	CO2e
Category	tons/yr										MT/yr					
Hauling	0.0000	0.0000	0.0000	0.0000	0.0000	0.0000	0.0000	0.0000	0.0000	0.0000	0.0000	0.0000	0.0000	0.0000	0.0000	0.0000
Vendor	0.0000	0.0000	0.0000	0.0000	0.0000	0.0000	0.0000	0.0000	0.0000	0.0000	0.0000	0.0000	0.0000	0.0000	0.0000	0.0000
Worker	0.0000	0.0000	0.0000	0.0000	0.0000	0.0000	0.0000	0.0000	0.0000	0.0000	0.0000	0.0000	0.0000	0.0000	0.0000	0.0000
Total	**0.0000**	**0.0000**	**0.0000**	**0.0000**	**0.0000**	**0.0000**	**0.0000**	**0.0000**	**0.0000**	**0.0000**	**0.0000**	**0.0000**	**0.0000**	**0.0000**	**0.0000**	**0.0000**

3.2 Demolition - 2021

Mitigated Construction On-Site

	ROG	NOx	CO	SO2	Fugitive PM10	Exhaust PM10	PM10 Total	Fugitive PM2.5	Exhaust PM2.5	PM2.5 Total	Bio- CO2	NBio- CO2	Total CO2	CH4	N2O	CO2e
Category	tons/yr										MT/yr					
Fugitive Dust					0.5091	0.0000	0.5091	0.0771	0.0000	0.0771	0.0000	0.0000	0.0000	0.0000	0.0000	0.0000
Off-Road	0.1809	2.7726	0.8716	4.1100e-003		0.0576	0.0576		0.0576	0.0576	0.0000	423.9058	423.9058	0.0142	0.0000	424.2601
Total	**0.1809**	**2.7726**	**0.8716**	**4.1100e-003**	**0.5091**	**0.0576**	**0.5667**	**0.0771**	**0.0576**	**0.1347**	**0.0000**	**423.9058**	**423.9058**	**0.0142**	**0.0000**	**424.2601**

Mitigated Construction Off-Site

	ROG	NOx	CO	SO2	Fugitive PM10	Exhaust PM10	PM10 Total	Fugitive PM2.5	Exhaust PM2.5	PM2.5 Total	Bio- CO2	NBio- CO2	Total CO2	CH4	N2O	CO2e
Category	tons/yr										MT/yr					
Hauling	0.0000	0.0000	0.0000	0.0000	0.0000	0.0000	0.0000	0.0000	0.0000	0.0000	0.0000	0.0000	0.0000	0.0000	0.0000	0.0000
Vendor	0.0000	0.0000	0.0000	0.0000	0.0000	0.0000	0.0000	0.0000	0.0000	0.0000	0.0000	0.0000	0.0000	0.0000	0.0000	0.0000
Worker	0.0000	0.0000	0.0000	0.0000	0.0000	0.0000	0.0000	0.0000	0.0000	0.0000	0.0000	0.0000	0.0000	0.0000	0.0000	0.0000
Total	**0.0000**	**0.0000**	**0.0000**	**0.0000**	**0.0000**	**0.0000**	**0.0000**	**0.0000**	**0.0000**	**0.0000**	**0.0000**	**0.0000**	**0.0000**	**0.0000**	**0.0000**	**0.0000**

4.0 Operational Detail - Mobile

4.1 Mitigation Measures Mobile

	ROG	NOx	CO	SO2	Fugitive PM10	Exhaust PM10	PM10 Total	Fugitive PM2.5	Exhaust PM2.5	PM2.5 Total	Bio- CO2	NBio- CO2	Total CO2	CH4	N2O	CO2e
Category	tons/yr										MT/yr					
Mitigated	0.0000	0.0000	0.0000	0.0000	0.0000	0.0000	0.0000	0.0000	0.0000	0.0000	0.0000	0.0000	0.0000	0.0000	0.0000	0.0000
Unmitigated	0.0000	0.0000	0.0000	0.0000	0.0000	0.0000	0.0000	0.0000	0.0000	0.0000	0.0000	0.0000	0.0000	0.0000	0.0000	0.0000

4.2 Trip Summary Information

	Average Daily Trip Rate			Unmitigated	Mitigated
Land Use	Weekday	Saturday	Sunday	Annual VMT	Annual VMT
Other Asphalt Surfaces	0.00	0.00	0.00		
Total	0.00	0.00	0.00		

4.3 Trip Type Information

	Miles			Trip %			Trip Purpose %		
Land Use	H-W or C-W	H-S or C-C	H-O or C-NW	H-W or C-W	H-S or C-C	H-O or C-NW	Primary	Diverted	Pass-by
Other Asphalt Surfaces	16.60	8.40	6.90	0.00	0.00	0.00	0	0	0

4.4 Fleet Mix

Land Use	LDA	LDT1	LDT2	MDV	LHD1	LHD2	MHD	HHD	OBUS	UBUS	MCY	SBUS	MH
Other Asphalt Surfaces	0.561378	0.043284	0.209473	0.111826	0.015545	0.005795	0.025829	0.017125	0.001747	0.001542	0.004926	0.000594	0.000934

5.0 Energy Detail

Historical Energy Use: N

5.1 Mitigation Measures Energy

	ROG	NOx	CO	SO2	Fugitive PM10	Exhaust PM10	PM10 Total	Fugitive PM2.5	Exhaust PM2.5	PM2.5 Total	Bio- CO2	NBio- CO2	Total CO2	CH4	N2O	CO2e
Category	tons/yr										MT/yr					
Electricity Mitigated						0.0000	0.0000		0.0000	0.0000	0.0000	0.0000	0.0000	0.0000	0.0000	0.0000
Electricity Unmitigated						0.0000	0.0000		0.0000	0.0000	0.0000	0.0000	0.0000	0.0000	0.0000	0.0000
NaturalGas Mitigated	0.0000	0.0000	0.0000	0.0000		0.0000	0.0000		0.0000	0.0000	0.0000	0.0000	0.0000	0.0000	0.0000	0.0000
NaturalGas Unmitigated	0.0000	0.0000	0.0000	0.0000		0.0000	0.0000		0.0000	0.0000	0.0000	0.0000	0.0000	0.0000	0.0000	0.0000

5.2 Energy by Land Use - NaturalGas

Unmitigated

	NaturalGas Use	ROG	NOx	CO	SO2	Fugitive PM10	Exhaust PM10	PM10 Total	Fugitive PM2.5	Exhaust PM2.5	PM2.5 Total	Bio- CO2	NBio- CO2	Total CO2	CH4	N2O	CO2e
Land Use	kBTU/yr	tons/yr										MT/yr					
Other Asphalt Surfaces	0	0.0000	0.0000	0.0000	0.0000		0.0000	0.0000		0.0000	0.0000	0.0000	0.0000	0.0000	0.0000	0.0000	0.0000
Total		**0.0000**	**0.0000**	**0.0000**	**0.0000**		**0.0000**	**0.0000**		**0.0000**	**0.0000**	**0.0000**	**0.0000**	**0.0000**	**0.0000**	**0.0000**	**0.0000**

Mitigated

	NaturalGas Use	ROG	NOx	CO	SO2	Fugitive PM10	Exhaust PM10	PM10 Total	Fugitive PM2.5	Exhaust PM2.5	PM2.5 Total	Bio- CO2	NBio- CO2	Total CO2	CH4	N2O	CO2e
Land Use	kBTU/yr	tons/yr										MT/yr					
Other Asphalt Surfaces	0	0.0000	0.0000	0.0000	0.0000		0.0000	0.0000		0.0000	0.0000	0.0000	0.0000	0.0000	0.0000	0.0000	0.0000
Total		**0.0000**	**0.0000**	**0.0000**	**0.0000**		**0.0000**	**0.0000**		**0.0000**	**0.0000**	**0.0000**	**0.0000**	**0.0000**	**0.0000**	**0.0000**	**0.0000**

5.3 Energy by Land Use - Electricity

Unmitigated

	Electricity Use	Total CO2	CH4	N2O	CO2e
Land Use	kWh/yr	MT/yr			
Other Asphalt Surfaces	0	0.0000	0.0000	0.0000	0.0000
Total		**0.0000**	**0.0000**	**0.0000**	**0.0000**

Mitigated

	Electricity Use	Total CO2	CH4	N2O	CO2e
Land Use	kWh/yr	MT/yr			
Other Asphalt Surfaces	0	0.0000	0.0000	0.0000	0.0000
Total		**0.0000**	**0.0000**	**0.0000**	**0.0000**

6.0 Area Detail

6.1 Mitigation Measures Area

	ROG	NOx	CO	SO2	Fugitive PM10	Exhaust PM10	PM10 Total	Fugitive PM2.5	Exhaust PM2.5	PM2.5 Total	Bio- CO2	NBio- CO2	Total CO2	CH4	N2O	CO2e
Category	tons/yr										MT/yr					
Mitigated	3.4200e-003	0.0000	1.0000e-005	0.0000		0.0000	0.0000		0.0000	0.0000	0.0000	2.0000e-005	2.0000e-005	0.0000	0.0000	3.0000e-005
Unmitigated	3.4200e-003	0.0000	1.0000e-005	0.0000		0.0000	0.0000		0.0000	0.0000	0.0000	2.0000e-005	2.0000e-005	0.0000	0.0000	3.0000e-005

6.2 Area by SubCategory

Unmitigated

	ROG	NOx	CO	SO2	Fugitive PM10	Exhaust PM10	PM10 Total	Fugitive PM2.5	Exhaust PM2.5	PM2.5 Total	Bio- CO2	NBio- CO2	Total CO2	CH4	N2O	CO2e
SubCategory	tons/yr										MT/yr					
Architectural Coating	6.1000e-004					0.0000	0.0000		0.0000	0.0000	0.0000	0.0000	0.0000	0.0000	0.0000	0.0000
Consumer Products	2.8200e-003					0.0000	0.0000		0.0000	0.0000	0.0000	0.0000	0.0000	0.0000	0.0000	0.0000
Landscaping	0.0000	0.0000	1.0000e-005	0.0000		0.0000	0.0000		0.0000	0.0000	0.0000	2.0000e-005	2.0000e-005	0.0000	0.0000	3.0000e-005
Total	**3.4300e-003**	**0.0000**	**1.0000e-005**	**0.0000**		**0.0000**	**0.0000**		**0.0000**	**0.0000**	**0.0000**	**2.0000e-005**	**2.0000e-005**	**0.0000**	**0.0000**	**3.0000e-005**

6.2 Area by SubCategory

Mitigated

	ROG	NOx	CO	SO2	Fugitive PM10	Exhaust PM10	PM10 Total	Fugitive PM2.5	Exhaust PM2.5	PM2.5 Total	Bio- CO2	NBio- CO2	Total CO2	CH4	N2O	CO2e
SubCategory	tons/yr										MT/yr					
Architectural Coating	6.1000e-004					0.0000	0.0000		0.0000	0.0000	0.0000	0.0000	0.0000	0.0000	0.0000	0.0000
Consumer Products	2.8200e-003					0.0000	0.0000		0.0000	0.0000	0.0000	0.0000	0.0000	0.0000	0.0000	0.0000
Landscaping	0.0000	0.0000	1.0000e-005	0.0000		0.0000	0.0000		0.0000	0.0000	0.0000	2.0000e-005	2.0000e-005	0.0000	0.0000	3.0000e-005
Total	**3.4300e-003**	**0.0000**	**1.0000e-005**	**0.0000**		**0.0000**	**0.0000**		**0.0000**	**0.0000**	**0.0000**	**2.0000e-005**	**2.0000e-005**	**0.0000**	**0.0000**	**3.0000e-005**

7.0 Water Detail

7.1 Mitigation Measures Water

	Total CO2	CH4	N2O	CO2e
Category	MT/yr			
Mitigated	0.0000	0.0000	0.0000	0.0000
Unmitigated	0.0000	0.0000	0.0000	0.0000

7.2 Water by Land Use

Unmitigated

	Indoor/Outdoor Use	Total CO2	CH4	N2O	CO2e
Land Use	Mgal	MT/yr			
Other Asphalt Surfaces	0 / 0	0.0000	0.0000	0.0000	0.0000
Total		**0.0000**	**0.0000**	**0.0000**	**0.0000**

7.2 Water by Land Use

Mitigated

	Indoor/Outdoor Use	Total CO2	CH4	N2O	CO2e
Land Use	Mgal	MT/yr			
Other Asphalt Surfaces	0 / 0	0.0000	0.0000	0.0000	0.0000
Total		**0.0000**	**0.0000**	**0.0000**	**0.0000**

8.0 Waste Detail

8.1 Mitigation Measures Waste

Category/Year

	Total CO2	CH4	N2O	CO2e
	MT/yr			
Mitigated	0.0000	0.0000	0.0000	0.0000
Unmitigated	0.0000	0.0000	0.0000	0.0000

8.2 Waste by Land Use

Unmitigated

	Waste Disposed	Total CO2	CH4	N2O	CO2e
Land Use	tons	MT/yr			
Other Asphalt Surfaces	0	0.0000	0.0000	0.0000	0.0000
Total		**0.0000**	**0.0000**	**0.0000**	**0.0000**

Mitigated

	Waste Disposed	Total CO2	CH4	N2O	CO2e
Land Use	tons	MT/yr			
Other Asphalt Surfaces	0	0.0000	0.0000	0.0000	0.0000
Total		**0.0000**	**0.0000**	**0.0000**	**0.0000**

9.0 Operational Offroad

Equipment Type	Number	Hours/Day	Days/Year	Horse Power	Load Factor	Fuel Type

10.0 Stationary Equipment

Fire Pumps and Emergency Generators

Equipment Type	Number	Hours/Day	Hours/Year	Horse Power	Load Factor	Fuel Type

Boilers

Equipment Type	Number	Heat Input/Day	Heat Input/Year	Boiler Rating	Fuel Type

User Defined Equipment

Equipment Type	Number

11.0 Vegetation

This page intentionally left blank

APPENDIX 3.2:

CALEEMOD PROJECT ANNUAL OPERATIONAL (PASSENGER CARS) EMISSIONS MODEL OUTPUTS

GLC Fullerton (Operations - Passenger Cars)

Orange County, Annual

1.0 Project Characteristics

1.1 Land Usage

Land Uses	Size	Metric	Lot Acreage	Floor Surface Area	Population
Refrigerated Warehouse-No Rail	804.69	1000sqft	18.47	804,692.00	0
Unrefrigerated Warehouse-No Rail	804.69	1000sqft	18.47	804,692.00	0
Other Asphalt Surfaces	800.13	1000sqft	18.37	800,133.00	0
Parking Lot	1,175.00	Space	10.79	470,000.00	0

1.2 Other Project Characteristics

Urbanization	Urban	**Wind Speed (m/s)**	2.2	**Precipitation Freq (Days)**	30
Climate Zone	8			**Operational Year**	2022
Utility Company	Southern California Edison				
CO2 Intensity (lb/MWhr)	702.44	**CH4 Intensity (lb/MWhr)**	0.029	**N2O Intensity (lb/MWhr)**	0.006

1.3 User Entered Comments & Non-Default Data

GLC Fullerton (Operations - Passenger Cars) - Orange County, Annual

Project Characteristics -

Land Use - Total Project net area is approximately 66.10 Acres.

Construction Phase - Operations Run Only.

Off-road Equipment - Operations Run Only.

Trips and VMT - Operations Run Only.

Vehicle Trips - Trip Characteristics based on information provided in the Goodman Logistics Center Traffic Impact Analysis by Urban Crossroads, Inc.

Energy Use - The project will design building shells and building components to meet 2019 Title 24 Standards which expects 30% less energy for nonresidential uses.

Water And Wastewater - Water Usage based on information provided in the WSA.

Operational Off-Road Equipment - Based on SCAQMD High Cube Warehouse Truck Trip Study White Paper Summary of Busniess Survey Results (2014)

Fleet Mix - Operations Run Only.

Vehicle Emission Factors - EMFAC2017

Vehicle Emission Factors - EMFAC2017

Vehicle Emission Factors - EMFAC2017

Area Coating -

Table Name	Column Name	Default Value	New Value
tblConstructionPhase	NumDays	70.00	0.00
tblEnergyUse	LightingElect	2.74	1.92
tblEnergyUse	LightingElect	1.96	1.37
tblEnergyUse	T24E	0.29	0.20
tblEnergyUse	T24E	0.59	0.41
tblEnergyUse	T24NG	0.86	0.60
tblEnergyUse	T24NG	3.88	2.72
tblFleetMix	HHD	0.02	0.00
tblFleetMix	HHD	0.02	0.00
tblFleetMix	LDA	0.56	0.61
tblFleetMix	LDA	0.56	0.61

tblFleetMix	LDT1	0.04	0.05
tblFleetMix	LDT1	0.04	0.05
tblFleetMix	LDT2	0.21	0.23
tblFleetMix	LDT2	0.21	0.23
tblFleetMix	LHD1	0.02	0.00
tblFleetMix	LHD1	0.02	0.00
tblFleetMix	LHD2	5.7950e-003	0.00
tblFleetMix	LHD2	5.7950e-003	0.00
tblFleetMix	MCY	4.9260e-003	0.00
tblFleetMix	MCY	4.9260e-003	0.00
tblFleetMix	MDV	0.11	0.12
tblFleetMix	MDV	0.11	0.12
tblFleetMix	MH	9.3400e-004	0.00
tblFleetMix	MH	9.3400e-004	0.00
tblFleetMix	MHD	0.03	0.00
tblFleetMix	MHD	0.03	0.00
tblFleetMix	OBUS	1.7470e-003	0.00
tblFleetMix	OBUS	1.7470e-003	0.00
tblFleetMix	SBUS	5.9400e-004	0.00
tblFleetMix	SBUS	5.9400e-004	0.00
tblFleetMix	UBUS	1.5420e-003	0.00
tblFleetMix	UBUS	1.5420e-003	0.00
tblLandUse	LotAcreage	10.57	10.79
tblOffRoadEquipment	OffRoadEquipmentUnitAmount	1.00	0.00
tblOffRoadEquipment	OffRoadEquipmentUnitAmount	3.00	0.00
tblOffRoadEquipment	OffRoadEquipmentUnitAmount	2.00	0.00
tblOperationalOffRoadEquipment	OperDaysPerYear	260.00	365.00

GLC Fullerton (Operations - Passenger Cars) - Orange County, Annual

tblOperationalOffRoadEquipment	OperFuelType	Diesel	CNG
tblOperationalOffRoadEquipment	OperHorsePower	97.00	200.00
tblOperationalOffRoadEquipment	OperHoursPerDay	8.00	4.00
tblOperationalOffRoadEquipment	OperOffRoadEquipmentNumber	0.00	6.00
tblVehicleEF	HHD	0.58	0.03
tblVehicleEF	HHD	0.16	0.14
tblVehicleEF	HHD	0.07	1.0000e-006
tblVehicleEF	HHD	2.24	5.67
tblVehicleEF	HHD	1.31	0.71
tblVehicleEF	HHD	4.03	0.01
tblVehicleEF	HHD	4,069.38	1,071.37
tblVehicleEF	HHD	1,661.35	1,472.58
tblVehicleEF	HHD	12.98	0.08
tblVehicleEF	HHD	18.80	5.84
tblVehicleEF	HHD	3.54	3.30
tblVehicleEF	HHD	0.02	3.7940e-003
tblVehicleEF	HHD	0.06	0.06
tblVehicleEF	HHD	0.03	0.04
tblVehicleEF	HHD	0.01	0.03
tblVehicleEF	HHD	1.1900e-004	1.0000e-006
tblVehicleEF	HHD	0.02	3.6300e-003
tblVehicleEF	HHD	0.03	0.03
tblVehicleEF	HHD	8.6720e-003	8.7660e-003
tblVehicleEF	HHD	0.01	0.03
tblVehicleEF	HHD	1.0900e-004	1.0000e-006
tblVehicleEF	HHD	1.1400e-004	5.0000e-006
tblVehicleEF	HHD	4.7360e-003	2.0100e-004

tblVehicleEF	HHD	0.53	0.41
tblVehicleEF	HHD	8.6000e-005	3.0000e-006
tblVehicleEF	HHD	0.12	0.07
tblVehicleEF	HHD	4.2900e-004	9.3000e-004
tblVehicleEF	HHD	0.09	4.0000e-006
tblVehicleEF	HHD	0.04	9.8130e-003
tblVehicleEF	HHD	0.01	0.01
tblVehicleEF	HHD	1.9600e-004	1.0000e-006
tblVehicleEF	HHD	1.1400e-004	5.0000e-006
tblVehicleEF	HHD	4.7360e-003	2.0100e-004
tblVehicleEF	HHD	0.64	0.47
tblVehicleEF	HHD	8.6000e-005	3.0000e-006
tblVehicleEF	HHD	0.30	0.22
tblVehicleEF	HHD	4.2900e-004	9.3000e-004
tblVehicleEF	HHD	0.10	5.0000e-006
tblVehicleEF	HHD	0.55	0.03
tblVehicleEF	HHD	0.16	0.14
tblVehicleEF	HHD	0.07	1.0000e-006
tblVehicleEF	HHD	1.62	5.55
tblVehicleEF	HHD	1.31	0.71
tblVehicleEF	HHD	3.84	0.01
tblVehicleEF	HHD	4,310.95	1,068.30
tblVehicleEF	HHD	1,661.35	1,472.58
tblVehicleEF	HHD	12.98	0.08
tblVehicleEF	HHD	19.40	5.67
tblVehicleEF	HHD	3.35	3.12
tblVehicleEF	HHD	0.01	3.3070e-003

tblVehicleEF	HHD	0.06	0.06
tblVehicleEF	HHD	0.03	0.04
tblVehicleEF	HHD	0.01	0.03
tblVehicleEF	HHD	1.1900e-004	1.0000e-006
tblVehicleEF	HHD	0.01	3.1640e-003
tblVehicleEF	HHD	0.03	0.03
tblVehicleEF	HHD	8.6720e-003	8.7660e-003
tblVehicleEF	HHD	0.01	0.03
tblVehicleEF	HHD	1.0900e-004	1.0000e-006
tblVehicleEF	HHD	1.6300e-004	7.0000e-006
tblVehicleEF	HHD	4.8280e-003	2.0400e-004
tblVehicleEF	HHD	0.50	0.43
tblVehicleEF	HHD	1.2000e-004	5.0000e-006
tblVehicleEF	HHD	0.12	0.07
tblVehicleEF	HHD	4.1400e-004	9.1300e-004
tblVehicleEF	HHD	0.09	4.0000e-006
tblVehicleEF	HHD	0.04	9.7840e-003
tblVehicleEF	HHD	0.01	0.01
tblVehicleEF	HHD	1.9300e-004	1.0000e-006
tblVehicleEF	HHD	1.6300e-004	7.0000e-006
tblVehicleEF	HHD	4.8280e-003	2.0400e-004
tblVehicleEF	HHD	0.60	0.50
tblVehicleEF	HHD	1.2000e-004	5.0000e-006
tblVehicleEF	HHD	0.30	0.22
tblVehicleEF	HHD	4.1400e-004	9.1300e-004
tblVehicleEF	HHD	0.10	4.0000e-006
tblVehicleEF	HHD	0.63	0.02

tblVehicleEF	HHD	0.16	2.9240e-003
tblVehicleEF	HHD	0.07	1.0000e-006
tblVehicleEF	HHD	3.08	5.67
tblVehicleEF	HHD	1.30	0.31
tblVehicleEF	HHD	4.07	0.01
tblVehicleEF	HHD	3,735.78	1,043.04
tblVehicleEF	HHD	1,661.35	1,373.81
tblVehicleEF	HHD	12.98	0.08
tblVehicleEF	HHD	17.96	5.87
tblVehicleEF	HHD	3.48	3.16
tblVehicleEF	HHD	0.02	4.0580e-003
tblVehicleEF	HHD	0.06	0.06
tblVehicleEF	HHD	0.03	0.03
tblVehicleEF	HHD	0.01	0.03
tblVehicleEF	HHD	1.1900e-004	1.0000e-006
tblVehicleEF	HHD	0.02	3.8830e-003
tblVehicleEF	HHD	0.03	0.03
tblVehicleEF	HHD	8.6720e-003	8.5030e-003
tblVehicleEF	HHD	0.01	0.03
tblVehicleEF	HHD	1.0900e-004	1.0000e-006
tblVehicleEF	HHD	1.1200e-004	5.0000e-006
tblVehicleEF	HHD	5.0860e-003	2.2300e-004
tblVehicleEF	HHD	0.58	0.38
tblVehicleEF	HHD	8.6000e-005	4.0000e-006
tblVehicleEF	HHD	0.12	0.06
tblVehicleEF	HHD	4.6600e-004	9.9300e-004
tblVehicleEF	HHD	0.09	4.0000e-006

tblVehicleEF	HHD	0.03	9.8540e-003
tblVehicleEF	HHD	0.01	0.01
tblVehicleEF	HHD	1.9600e-004	1.0000e-006
tblVehicleEF	HHD	1.1200e-004	5.0000e-006
tblVehicleEF	HHD	5.0860e-003	2.2300e-004
tblVehicleEF	HHD	0.69	0.43
tblVehicleEF	HHD	8.6000e-005	4.0000e-006
tblVehicleEF	HHD	0.30	0.07
tblVehicleEF	HHD	4.6600e-004	9.9300e-004
tblVehicleEF	HHD	0.10	5.0000e-006
tblVehicleEF	LDA	3.9360e-003	2.3280e-003
tblVehicleEF	LDA	4.5350e-003	0.05
tblVehicleEF	LDA	0.55	0.63
tblVehicleEF	LDA	1.00	2.05
tblVehicleEF	LDA	252.97	257.52
tblVehicleEF	LDA	56.16	52.62
tblVehicleEF	LDA	0.04	0.03
tblVehicleEF	LDA	1.8750e-003	1.5810e-003
tblVehicleEF	LDA	2.2640e-003	1.8330e-003
tblVehicleEF	LDA	1.7270e-003	1.4560e-003
tblVehicleEF	LDA	2.0810e-003	1.6860e-003
tblVehicleEF	LDA	0.03	0.05
tblVehicleEF	LDA	0.09	0.09
tblVehicleEF	LDA	0.03	0.05
tblVehicleEF	LDA	9.9340e-003	8.8060e-003
tblVehicleEF	LDA	0.04	0.20
tblVehicleEF	LDA	0.06	0.21

tblVehicleEF	LDA	2.5330e-003	2.5470e-003
tblVehicleEF	LDA	5.7800e-004	5.2100e-004
tblVehicleEF	LDA	0.03	0.05
tblVehicleEF	LDA	0.09	0.09
tblVehicleEF	LDA	0.03	0.05
tblVehicleEF	LDA	0.01	0.01
tblVehicleEF	LDA	0.04	0.20
tblVehicleEF	LDA	0.07	0.23
tblVehicleEF	LDA	4.1570e-003	2.4790e-003
tblVehicleEF	LDA	4.0770e-003	0.04
tblVehicleEF	LDA	0.60	0.68
tblVehicleEF	LDA	0.87	1.77
tblVehicleEF	LDA	263.60	268.06
tblVehicleEF	LDA	56.16	52.11
tblVehicleEF	LDA	0.04	0.03
tblVehicleEF	LDA	1.8750e-003	1.5810e-003
tblVehicleEF	LDA	2.2640e-003	1.8330e-003
tblVehicleEF	LDA	1.7270e-003	1.4560e-003
tblVehicleEF	LDA	2.0810e-003	1.6860e-003
tblVehicleEF	LDA	0.05	0.07
tblVehicleEF	LDA	0.09	0.09
tblVehicleEF	LDA	0.04	0.06
tblVehicleEF	LDA	0.01	9.2950e-003
tblVehicleEF	LDA	0.04	0.19
tblVehicleEF	LDA	0.05	0.19
tblVehicleEF	LDA	2.6400e-003	2.6520e-003
tblVehicleEF	LDA	5.7600e-004	5.1600e-004

tblVehicleEF	LDA	0.05	0.07
tblVehicleEF	LDA	0.09	0.09
tblVehicleEF	LDA	0.04	0.06
tblVehicleEF	LDA	0.02	0.01
tblVehicleEF	LDA	0.04	0.19
tblVehicleEF	LDA	0.06	0.21
tblVehicleEF	LDA	3.8610e-003	2.2810e-003
tblVehicleEF	LDA	4.6290e-003	0.05
tblVehicleEF	LDA	0.53	0.61
tblVehicleEF	LDA	1.03	2.12
tblVehicleEF	LDA	249.05	253.63
tblVehicleEF	LDA	56.16	52.74
tblVehicleEF	LDA	0.04	0.03
tblVehicleEF	LDA	1.8750e-003	1.5810e-003
tblVehicleEF	LDA	2.2640e-003	1.8330e-003
tblVehicleEF	LDA	1.7270e-003	1.4560e-003
tblVehicleEF	LDA	2.0810e-003	1.6860e-003
tblVehicleEF	LDA	0.03	0.05
tblVehicleEF	LDA	0.09	0.10
tblVehicleEF	LDA	0.03	0.05
tblVehicleEF	LDA	9.7480e-003	8.6410e-003
tblVehicleEF	LDA	0.04	0.23
tblVehicleEF	LDA	0.06	0.21
tblVehicleEF	LDA	2.4930e-003	2.5090e-003
tblVehicleEF	LDA	5.7900e-004	5.2200e-004
tblVehicleEF	LDA	0.03	0.05
tblVehicleEF	LDA	0.09	0.10

tblVehicleEF	LDA	0.03	0.05
tblVehicleEF	LDA	0.01	0.01
tblVehicleEF	LDA	0.04	0.23
tblVehicleEF	LDA	0.07	0.23
tblVehicleEF	LDT1	8.9890e-003	5.4220e-003
tblVehicleEF	LDT1	0.01	0.07
tblVehicleEF	LDT1	1.10	1.13
tblVehicleEF	LDT1	2.48	2.25
tblVehicleEF	LDT1	313.91	304.64
tblVehicleEF	LDT1	69.94	63.35
tblVehicleEF	LDT1	0.10	0.09
tblVehicleEF	LDT1	2.4600e-003	2.1320e-003
tblVehicleEF	LDT1	3.1560e-003	2.4680e-003
tblVehicleEF	LDT1	2.2640e-003	1.9610e-003
tblVehicleEF	LDT1	2.9020e-003	2.2690e-003
tblVehicleEF	LDT1	0.11	0.11
tblVehicleEF	LDT1	0.24	0.18
tblVehicleEF	LDT1	0.10	0.10
tblVehicleEF	LDT1	0.02	0.02
tblVehicleEF	LDT1	0.15	0.62
tblVehicleEF	LDT1	0.17	0.33
tblVehicleEF	LDT1	3.1510e-003	3.0150e-003
tblVehicleEF	LDT1	7.4300e-004	6.2700e-004
tblVehicleEF	LDT1	0.11	0.11
tblVehicleEF	LDT1	0.24	0.18
tblVehicleEF	LDT1	0.10	0.10
tblVehicleEF	LDT1	0.03	0.03

tblVehicleEF	LDT1	0.15	0.62
tblVehicleEF	LDT1	0.19	0.36
tblVehicleEF	LDT1	9.4340e-003	5.7300e-003
tblVehicleEF	LDT1	0.01	0.06
tblVehicleEF	LDT1	1.18	1.23
tblVehicleEF	LDT1	2.14	1.93
tblVehicleEF	LDT1	326.59	315.43
tblVehicleEF	LDT1	69.94	62.74
tblVehicleEF	LDT1	0.09	0.08
tblVehicleEF	LDT1	2.4600e-003	2.1320e-003
tblVehicleEF	LDT1	3.1560e-003	2.4680e-003
tblVehicleEF	LDT1	2.2640e-003	1.9610e-003
tblVehicleEF	LDT1	2.9020e-003	2.2690e-003
tblVehicleEF	LDT1	0.16	0.17
tblVehicleEF	LDT1	0.25	0.19
tblVehicleEF	LDT1	0.13	0.14
tblVehicleEF	LDT1	0.02	0.02
tblVehicleEF	LDT1	0.14	0.57
tblVehicleEF	LDT1	0.15	0.29
tblVehicleEF	LDT1	3.2790e-003	3.1210e-003
tblVehicleEF	LDT1	7.3700e-004	6.2100e-004
tblVehicleEF	LDT1	0.16	0.17
tblVehicleEF	LDT1	0.25	0.19
tblVehicleEF	LDT1	0.13	0.14
tblVehicleEF	LDT1	0.03	0.04
tblVehicleEF	LDT1	0.14	0.57
tblVehicleEF	LDT1	0.17	0.32

tblVehicleEF	LDT1	8.8330e-003	5.3230e-003
tblVehicleEF	LDT1	0.01	0.07
tblVehicleEF	LDT1	1.06	1.10
tblVehicleEF	LDT1	2.56	2.31
tblVehicleEF	LDT1	309.22	300.66
tblVehicleEF	LDT1	69.94	63.48
tblVehicleEF	LDT1	0.10	0.09
tblVehicleEF	LDT1	2.4600e-003	2.1320e-003
tblVehicleEF	LDT1	3.1560e-003	2.4680e-003
tblVehicleEF	LDT1	2.2640e-003	1.9610e-003
tblVehicleEF	LDT1	2.9020e-003	2.2690e-003
tblVehicleEF	LDT1	0.11	0.12
tblVehicleEF	LDT1	0.27	0.20
tblVehicleEF	LDT1	0.10	0.10
tblVehicleEF	LDT1	0.02	0.02
tblVehicleEF	LDT1	0.18	0.73
tblVehicleEF	LDT1	0.17	0.33
tblVehicleEF	LDT1	3.1040e-003	2.9750e-003
tblVehicleEF	LDT1	7.4400e-004	6.2800e-004
tblVehicleEF	LDT1	0.11	0.12
tblVehicleEF	LDT1	0.27	0.20
tblVehicleEF	LDT1	0.10	0.10
tblVehicleEF	LDT1	0.03	0.03
tblVehicleEF	LDT1	0.18	0.73
tblVehicleEF	LDT1	0.19	0.37
tblVehicleEF	LDT2	5.3680e-003	3.6520e-003
tblVehicleEF	LDT2	5.9420e-003	0.06

tblVehicleEF	LDT2	0.70	0.85
tblVehicleEF	LDT2	1.29	2.61
tblVehicleEF	LDT2	356.05	329.20
tblVehicleEF	LDT2	79.07	68.88
tblVehicleEF	LDT2	0.06	0.06
tblVehicleEF	LDT2	1.8190e-003	1.5690e-003
tblVehicleEF	LDT2	2.2300e-003	1.7540e-003
tblVehicleEF	LDT2	1.6730e-003	1.4440e-003
tblVehicleEF	LDT2	2.0500e-003	1.6130e-003
tblVehicleEF	LDT2	0.04	0.07
tblVehicleEF	LDT2	0.10	0.12
tblVehicleEF	LDT2	0.05	0.07
tblVehicleEF	LDT2	0.01	0.01
tblVehicleEF	LDT2	0.06	0.38
tblVehicleEF	LDT2	0.08	0.29
tblVehicleEF	LDT2	3.5650e-003	3.2570e-003
tblVehicleEF	LDT2	8.1200e-004	6.8200e-004
tblVehicleEF	LDT2	0.04	0.07
tblVehicleEF	LDT2	0.10	0.12
tblVehicleEF	LDT2	0.05	0.07
tblVehicleEF	LDT2	0.02	0.02
tblVehicleEF	LDT2	0.06	0.38
tblVehicleEF	LDT2	0.09	0.32
tblVehicleEF	LDT2	5.6680e-003	3.8780e-003
tblVehicleEF	LDT2	5.3490e-003	0.06
tblVehicleEF	LDT2	0.76	0.92
tblVehicleEF	LDT2	1.12	2.24

tblVehicleEF	LDT2	370.66	339.75
tblVehicleEF	LDT2	79.07	68.21
tblVehicleEF	LDT2	0.06	0.06
tblVehicleEF	LDT2	1.8190e-003	1.5690e-003
tblVehicleEF	LDT2	2.2300e-003	1.7540e-003
tblVehicleEF	LDT2	1.6730e-003	1.4440e-003
tblVehicleEF	LDT2	2.0500e-003	1.6130e-003
tblVehicleEF	LDT2	0.06	0.10
tblVehicleEF	LDT2	0.10	0.12
tblVehicleEF	LDT2	0.06	0.10
tblVehicleEF	LDT2	0.01	0.02
tblVehicleEF	LDT2	0.05	0.36
tblVehicleEF	LDT2	0.07	0.26
tblVehicleEF	LDT2	3.7120e-003	3.3610e-003
tblVehicleEF	LDT2	8.0900e-004	6.7500e-004
tblVehicleEF	LDT2	0.06	0.10
tblVehicleEF	LDT2	0.10	0.12
tblVehicleEF	LDT2	0.06	0.10
tblVehicleEF	LDT2	0.02	0.02
tblVehicleEF	LDT2	0.05	0.36
tblVehicleEF	LDT2	0.08	0.29
tblVehicleEF	LDT2	5.2670e-003	3.5810e-003
tblVehicleEF	LDT2	6.0640e-003	0.07
tblVehicleEF	LDT2	0.68	0.82
tblVehicleEF	LDT2	1.32	2.68
tblVehicleEF	LDT2	350.66	325.31
tblVehicleEF	LDT2	79.07	69.03

tblVehicleEF	LDT2	0.06	0.06
tblVehicleEF	LDT2	1.8190e-003	1.5690e-003
tblVehicleEF	LDT2	2.2300e-003	1.7540e-003
tblVehicleEF	LDT2	1.6730e-003	1.4440e-003
tblVehicleEF	LDT2	2.0500e-003	1.6130e-003
tblVehicleEF	LDT2	0.04	0.07
tblVehicleEF	LDT2	0.11	0.13
tblVehicleEF	LDT2	0.05	0.07
tblVehicleEF	LDT2	0.01	0.01
tblVehicleEF	LDT2	0.07	0.45
tblVehicleEF	LDT2	0.08	0.30
tblVehicleEF	LDT2	3.5110e-003	3.2180e-003
tblVehicleEF	LDT2	8.1300e-004	6.8300e-004
tblVehicleEF	LDT2	0.04	0.07
tblVehicleEF	LDT2	0.11	0.13
tblVehicleEF	LDT2	0.05	0.07
tblVehicleEF	LDT2	0.02	0.02
tblVehicleEF	LDT2	0.07	0.45
tblVehicleEF	LDT2	0.09	0.33
tblVehicleEF	LHD1	5.4230e-003	5.5990e-003
tblVehicleEF	LHD1	9.3000e-003	4.5130e-003
tblVehicleEF	LHD1	0.02	0.02
tblVehicleEF	LHD1	0.15	0.19
tblVehicleEF	LHD1	0.70	0.51
tblVehicleEF	LHD1	2.36	1.04
tblVehicleEF	LHD1	9.04	9.00
tblVehicleEF	LHD1	595.62	655.78

tblVehicleEF	LHD1	32.10	12.06
tblVehicleEF	LHD1	0.08	0.06
tblVehicleEF	LHD1	1.16	0.73
tblVehicleEF	LHD1	8.6900e-004	7.8400e-004
tblVehicleEF	LHD1	0.01	9.7030e-003
tblVehicleEF	LHD1	0.01	6.9260e-003
tblVehicleEF	LHD1	8.6500e-004	2.4300e-004
tblVehicleEF	LHD1	8.3100e-004	7.5100e-004
tblVehicleEF	LHD1	2.5300e-003	2.4260e-003
tblVehicleEF	LHD1	9.6520e-003	6.6010e-003
tblVehicleEF	LHD1	7.9500e-004	2.2400e-004
tblVehicleEF	LHD1	2.7120e-003	2.1290e-003
tblVehicleEF	LHD1	0.09	0.07
tblVehicleEF	LHD1	0.02	0.02
tblVehicleEF	LHD1	1.7400e-003	1.3620e-003
tblVehicleEF	LHD1	0.06	0.04
tblVehicleEF	LHD1	0.28	0.44
tblVehicleEF	LHD1	0.24	0.07
tblVehicleEF	LHD1	9.1000e-005	8.7000e-005
tblVehicleEF	LHD1	5.8430e-003	6.4010e-003
tblVehicleEF	LHD1	3.6600e-004	1.1900e-004
tblVehicleEF	LHD1	2.7120e-003	2.1290e-003
tblVehicleEF	LHD1	0.09	0.07
tblVehicleEF	LHD1	0.02	0.03
tblVehicleEF	LHD1	1.7400e-003	1.3620e-003
tblVehicleEF	LHD1	0.07	0.05
tblVehicleEF	LHD1	0.28	0.44

tblVehicleEF	LHD1	0.27	0.08
tblVehicleEF	LHD1	5.4230e-003	5.6110e-003
tblVehicleEF	LHD1	9.4800e-003	4.5890e-003
tblVehicleEF	LHD1	0.02	0.01
tblVehicleEF	LHD1	0.15	0.19
tblVehicleEF	LHD1	0.71	0.52
tblVehicleEF	LHD1	2.26	1.00
tblVehicleEF	LHD1	9.04	9.00
tblVehicleEF	LHD1	595.62	655.80
tblVehicleEF	LHD1	32.10	11.99
tblVehicleEF	LHD1	0.08	0.06
tblVehicleEF	LHD1	1.10	0.69
tblVehicleEF	LHD1	8.6900e-004	7.8400e-004
tblVehicleEF	LHD1	0.01	9.7030e-003
tblVehicleEF	LHD1	0.01	6.9260e-003
tblVehicleEF	LHD1	8.6500e-004	2.4300e-004
tblVehicleEF	LHD1	8.3100e-004	7.5100e-004
tblVehicleEF	LHD1	2.5300e-003	2.4260e-003
tblVehicleEF	LHD1	9.6520e-003	6.6010e-003
tblVehicleEF	LHD1	7.9500e-004	2.2400e-004
tblVehicleEF	LHD1	3.7830e-003	2.9790e-003
tblVehicleEF	LHD1	0.09	0.07
tblVehicleEF	LHD1	0.02	0.02
tblVehicleEF	LHD1	2.3550e-003	1.8560e-003
tblVehicleEF	LHD1	0.06	0.04
tblVehicleEF	LHD1	0.27	0.43
tblVehicleEF	LHD1	0.23	0.07

tblVehicleEF	LHD1	9.1000e-005	8.7000e-005
tblVehicleEF	LHD1	5.8430e-003	6.4020e-003
tblVehicleEF	LHD1	3.6400e-004	1.1900e-004
tblVehicleEF	LHD1	3.7830e-003	2.9790e-003
tblVehicleEF	LHD1	0.09	0.07
tblVehicleEF	LHD1	0.02	0.03
tblVehicleEF	LHD1	2.3550e-003	1.8560e-003
tblVehicleEF	LHD1	0.07	0.05
tblVehicleEF	LHD1	0.27	0.43
tblVehicleEF	LHD1	0.26	0.08
tblVehicleEF	LHD1	5.4230e-003	5.5970e-003
tblVehicleEF	LHD1	9.2520e-003	4.4920e-003
tblVehicleEF	LHD1	0.02	0.02
tblVehicleEF	LHD1	0.15	0.19
tblVehicleEF	LHD1	0.70	0.51
tblVehicleEF	LHD1	2.38	1.05
tblVehicleEF	LHD1	9.04	9.00
tblVehicleEF	LHD1	595.62	655.78
tblVehicleEF	LHD1	32.10	12.08
tblVehicleEF	LHD1	0.08	0.06
tblVehicleEF	LHD1	1.14	0.72
tblVehicleEF	LHD1	8.6900e-004	7.8400e-004
tblVehicleEF	LHD1	0.01	9.7030e-003
tblVehicleEF	LHD1	0.01	6.9260e-003
tblVehicleEF	LHD1	8.6500e-004	2.4300e-004
tblVehicleEF	LHD1	8.3100e-004	7.5100e-004
tblVehicleEF	LHD1	2.5300e-003	2.4260e-003

tblVehicleEF	LHD1	9.6520e-003	6.6010e-003
tblVehicleEF	LHD1	7.9500e-004	2.2400e-004
tblVehicleEF	LHD1	2.8100e-003	2.2130e-003
tblVehicleEF	LHD1	0.10	0.08
tblVehicleEF	LHD1	0.02	0.02
tblVehicleEF	LHD1	1.7580e-003	1.3810e-003
tblVehicleEF	LHD1	0.06	0.04
tblVehicleEF	LHD1	0.30	0.48
tblVehicleEF	LHD1	0.24	0.07
tblVehicleEF	LHD1	9.1000e-005	8.7000e-005
tblVehicleEF	LHD1	5.8430e-003	6.4010e-003
tblVehicleEF	LHD1	3.6600e-004	1.1900e-004
tblVehicleEF	LHD1	2.8100e-003	2.2130e-003
tblVehicleEF	LHD1	0.10	0.08
tblVehicleEF	LHD1	0.02	0.03
tblVehicleEF	LHD1	1.7580e-003	1.3810e-003
tblVehicleEF	LHD1	0.07	0.05
tblVehicleEF	LHD1	0.30	0.48
tblVehicleEF	LHD1	0.27	0.08
tblVehicleEF	LHD2	3.9700e-003	4.0620e-003
tblVehicleEF	LHD2	3.7300e-003	3.3390e-003
tblVehicleEF	LHD2	8.2200e-003	0.01
tblVehicleEF	LHD2	0.13	0.15
tblVehicleEF	LHD2	0.32	0.37
tblVehicleEF	LHD2	1.26	0.72
tblVehicleEF	LHD2	13.68	13.58
tblVehicleEF	LHD2	611.53	666.20

tblVehicleEF	LHD2	27.56	9.64
tblVehicleEF	LHD2	0.10	0.09
tblVehicleEF	LHD2	0.75	0.83
tblVehicleEF	LHD2	1.1750e-003	1.2260e-003
tblVehicleEF	LHD2	0.01	0.01
tblVehicleEF	LHD2	9.2630e-003	9.8980e-003
tblVehicleEF	LHD2	4.3200e-004	1.4100e-004
tblVehicleEF	LHD2	1.1240e-003	1.1730e-003
tblVehicleEF	LHD2	2.6560e-003	2.6250e-003
tblVehicleEF	LHD2	8.8500e-003	9.4560e-003
tblVehicleEF	LHD2	3.9700e-004	1.3000e-004
tblVehicleEF	LHD2	1.0630e-003	1.3680e-003
tblVehicleEF	LHD2	0.04	0.05
tblVehicleEF	LHD2	0.01	0.02
tblVehicleEF	LHD2	7.2900e-004	8.9600e-004
tblVehicleEF	LHD2	0.04	0.05
tblVehicleEF	LHD2	0.08	0.28
tblVehicleEF	LHD2	0.11	0.05
tblVehicleEF	LHD2	1.3400e-004	1.3000e-004
tblVehicleEF	LHD2	5.9580e-003	6.4500e-003
tblVehicleEF	LHD2	2.9900e-004	9.5000e-005
tblVehicleEF	LHD2	1.0630e-003	1.3680e-003
tblVehicleEF	LHD2	0.04	0.05
tblVehicleEF	LHD2	0.02	0.03
tblVehicleEF	LHD2	7.2900e-004	8.9600e-004
tblVehicleEF	LHD2	0.05	0.05
tblVehicleEF	LHD2	0.08	0.28

tblVehicleEF	LHD2	0.12	0.06
tblVehicleEF	LHD2	3.9700e-003	4.0700e-003
tblVehicleEF	LHD2	3.7710e-003	3.3710e-003
tblVehicleEF	LHD2	7.9600e-003	0.01
tblVehicleEF	LHD2	0.13	0.15
tblVehicleEF	LHD2	0.33	0.37
tblVehicleEF	LHD2	1.21	0.69
tblVehicleEF	LHD2	13.68	13.58
tblVehicleEF	LHD2	611.53	666.20
tblVehicleEF	LHD2	27.56	9.59
tblVehicleEF	LHD2	0.10	0.09
tblVehicleEF	LHD2	0.71	0.79
tblVehicleEF	LHD2	1.1750e-003	1.2260e-003
tblVehicleEF	LHD2	0.01	0.01
tblVehicleEF	LHD2	9.2630e-003	9.8980e-003
tblVehicleEF	LHD2	4.3200e-004	1.4100e-004
tblVehicleEF	LHD2	1.1240e-003	1.1730e-003
tblVehicleEF	LHD2	2.6560e-003	2.6250e-003
tblVehicleEF	LHD2	8.8500e-003	9.4560e-003
tblVehicleEF	LHD2	3.9700e-004	1.3000e-004
tblVehicleEF	LHD2	1.4890e-003	1.9160e-003
tblVehicleEF	LHD2	0.04	0.05
tblVehicleEF	LHD2	0.01	0.02
tblVehicleEF	LHD2	9.9000e-004	1.2200e-003
tblVehicleEF	LHD2	0.04	0.05
tblVehicleEF	LHD2	0.08	0.27
tblVehicleEF	LHD2	0.11	0.05

tblVehicleEF	LHD2	1.3400e-004	1.3000e-004
tblVehicleEF	LHD2	5.9580e-003	6.4500e-003
tblVehicleEF	LHD2	2.9800e-004	9.5000e-005
tblVehicleEF	LHD2	1.4890e-003	1.9160e-003
tblVehicleEF	LHD2	0.04	0.05
tblVehicleEF	LHD2	0.02	0.03
tblVehicleEF	LHD2	9.9000e-004	1.2200e-003
tblVehicleEF	LHD2	0.05	0.05
tblVehicleEF	LHD2	0.08	0.27
tblVehicleEF	LHD2	0.12	0.05
tblVehicleEF	LHD2	3.9700e-003	4.0600e-003
tblVehicleEF	LHD2	3.7190e-003	3.3310e-003
tblVehicleEF	LHD2	8.2730e-003	0.01
tblVehicleEF	LHD2	0.13	0.15
tblVehicleEF	LHD2	0.32	0.37
tblVehicleEF	LHD2	1.27	0.72
tblVehicleEF	LHD2	13.68	13.58
tblVehicleEF	LHD2	611.53	666.20
tblVehicleEF	LHD2	27.56	9.65
tblVehicleEF	LHD2	0.10	0.09
tblVehicleEF	LHD2	0.74	0.82
tblVehicleEF	LHD2	1.1750e-003	1.2260e-003
tblVehicleEF	LHD2	0.01	0.01
tblVehicleEF	LHD2	9.2630e-003	9.8980e-003
tblVehicleEF	LHD2	4.3200e-004	1.4100e-004
tblVehicleEF	LHD2	1.1240e-003	1.1730e-003
tblVehicleEF	LHD2	2.6560e-003	2.6250e-003

tblVehicleEF	LHD2	8.8500e-003	9.4560e-003
tblVehicleEF	LHD2	3.9700e-004	1.3000e-004
tblVehicleEF	LHD2	1.0710e-003	1.3980e-003
tblVehicleEF	LHD2	0.04	0.05
tblVehicleEF	LHD2	0.01	0.02
tblVehicleEF	LHD2	7.2500e-004	8.9100e-004
tblVehicleEF	LHD2	0.04	0.05
tblVehicleEF	LHD2	0.09	0.31
tblVehicleEF	LHD2	0.11	0.05
tblVehicleEF	LHD2	1.3400e-004	1.3000e-004
tblVehicleEF	LHD2	5.9580e-003	6.4500e-003
tblVehicleEF	LHD2	2.9900e-004	9.5000e-005
tblVehicleEF	LHD2	1.0710e-003	1.3980e-003
tblVehicleEF	LHD2	0.04	0.05
tblVehicleEF	LHD2	0.02	0.03
tblVehicleEF	LHD2	7.2500e-004	8.9100e-004
tblVehicleEF	LHD2	0.05	0.05
tblVehicleEF	LHD2	0.09	0.31
tblVehicleEF	LHD2	0.12	0.06
tblVehicleEF	MCY	0.49	0.35
tblVehicleEF	MCY	0.15	0.24
tblVehicleEF	MCY	18.34	18.60
tblVehicleEF	MCY	9.57	8.45
tblVehicleEF	MCY	178.02	214.46
tblVehicleEF	MCY	44.92	59.78
tblVehicleEF	MCY	1.12	1.12
tblVehicleEF	MCY	2.1850e-003	2.1650e-003

tblVehicleEF	MCY	3.8230e-003	3.2010e-003
tblVehicleEF	MCY	2.0420e-003	2.0240e-003
tblVehicleEF	MCY	3.6010e-003	3.0140e-003
tblVehicleEF	MCY	1.13	1.15
tblVehicleEF	MCY	0.68	0.70
tblVehicleEF	MCY	0.70	0.72
tblVehicleEF	MCY	2.37	2.38
tblVehicleEF	MCY	0.64	2.00
tblVehicleEF	MCY	2.04	1.81
tblVehicleEF	MCY	2.1510e-003	2.1220e-003
tblVehicleEF	MCY	6.6600e-004	5.9200e-004
tblVehicleEF	MCY	1.13	1.15
tblVehicleEF	MCY	0.68	0.70
tblVehicleEF	MCY	0.70	0.72
tblVehicleEF	MCY	2.94	2.95
tblVehicleEF	MCY	0.64	2.00
tblVehicleEF	MCY	2.22	1.97
tblVehicleEF	MCY	0.48	0.34
tblVehicleEF	MCY	0.13	0.21
tblVehicleEF	MCY	17.67	17.90
tblVehicleEF	MCY	8.81	7.75
tblVehicleEF	MCY	178.02	213.15
tblVehicleEF	MCY	44.92	58.02
tblVehicleEF	MCY	0.98	0.98
tblVehicleEF	MCY	2.1850e-003	2.1650e-003
tblVehicleEF	MCY	3.8230e-003	3.2010e-003
tblVehicleEF	MCY	2.0420e-003	2.0240e-003

tblVehicleEF	MCY	3.6010e-003	3.0140e-003
tblVehicleEF	MCY	1.70	1.73
tblVehicleEF	MCY	0.72	0.75
tblVehicleEF	MCY	1.11	1.13
tblVehicleEF	MCY	2.31	2.33
tblVehicleEF	MCY	0.60	1.87
tblVehicleEF	MCY	1.84	1.62
tblVehicleEF	MCY	2.1390e-003	2.1090e-003
tblVehicleEF	MCY	6.4700e-004	5.7400e-004
tblVehicleEF	MCY	1.70	1.73
tblVehicleEF	MCY	0.72	0.75
tblVehicleEF	MCY	1.11	1.13
tblVehicleEF	MCY	2.87	2.88
tblVehicleEF	MCY	0.60	1.87
tblVehicleEF	MCY	2.00	1.76
tblVehicleEF	MCY	0.49	0.35
tblVehicleEF	MCY	0.15	0.24
tblVehicleEF	MCY	18.44	18.70
tblVehicleEF	MCY	9.69	8.57
tblVehicleEF	MCY	178.02	214.66
tblVehicleEF	MCY	44.92	60.09
tblVehicleEF	MCY	1.09	1.09
tblVehicleEF	MCY	2.1850e-003	2.1650e-003
tblVehicleEF	MCY	3.8230e-003	3.2010e-003
tblVehicleEF	MCY	2.0420e-003	2.0240e-003
tblVehicleEF	MCY	3.6010e-003	3.0140e-003
tblVehicleEF	MCY	1.26	1.28

tblVehicleEF	MCY	0.88	0.90
tblVehicleEF	MCY	0.74	0.76
tblVehicleEF	MCY	2.38	2.39
tblVehicleEF	MCY	0.73	2.30
tblVehicleEF	MCY	2.08	1.85
tblVehicleEF	MCY	2.1530e-003	2.1240e-003
tblVehicleEF	MCY	6.6900e-004	5.9500e-004
tblVehicleEF	MCY	1.26	1.28
tblVehicleEF	MCY	0.88	0.90
tblVehicleEF	MCY	0.74	0.76
tblVehicleEF	MCY	2.95	2.97
tblVehicleEF	MCY	0.73	2.30
tblVehicleEF	MCY	2.26	2.01
tblVehicleEF	MDV	0.01	4.7750e-003
tblVehicleEF	MDV	0.01	0.08
tblVehicleEF	MDV	1.13	0.99
tblVehicleEF	MDV	2.37	2.97
tblVehicleEF	MDV	484.17	407.06
tblVehicleEF	MDV	105.06	83.79
tblVehicleEF	MDV	0.12	0.09
tblVehicleEF	MDV	1.8970e-003	1.6940e-003
tblVehicleEF	MDV	2.2820e-003	1.8840e-003
tblVehicleEF	MDV	1.7480e-003	1.5620e-003
tblVehicleEF	MDV	2.0980e-003	1.7320e-003
tblVehicleEF	MDV	0.06	0.08
tblVehicleEF	MDV	0.15	0.14
tblVehicleEF	MDV	0.07	0.09

tblVehicleEF	MDV	0.03	0.02
tblVehicleEF	MDV	0.09	0.41
tblVehicleEF	MDV	0.18	0.37
tblVehicleEF	MDV	4.8480e-003	4.0240e-003
tblVehicleEF	MDV	1.0920e-003	8.2900e-004
tblVehicleEF	MDV	0.06	0.08
tblVehicleEF	MDV	0.15	0.14
tblVehicleEF	MDV	0.07	0.09
tblVehicleEF	MDV	0.04	0.03
tblVehicleEF	MDV	0.09	0.41
tblVehicleEF	MDV	0.19	0.41
tblVehicleEF	MDV	0.01	5.0630e-003
tblVehicleEF	MDV	0.01	0.07
tblVehicleEF	MDV	1.22	1.07
tblVehicleEF	MDV	2.05	2.55
tblVehicleEF	MDV	503.46	418.11
tblVehicleEF	MDV	105.06	83.01
tblVehicleEF	MDV	0.11	0.08
tblVehicleEF	MDV	1.8970e-003	1.6940e-003
tblVehicleEF	MDV	2.2820e-003	1.8840e-003
tblVehicleEF	MDV	1.7480e-003	1.5620e-003
tblVehicleEF	MDV	2.0980e-003	1.7320e-003
tblVehicleEF	MDV	0.10	0.12
tblVehicleEF	MDV	0.16	0.14
tblVehicleEF	MDV	0.10	0.12
tblVehicleEF	MDV	0.03	0.02
tblVehicleEF	MDV	0.09	0.38

tblVehicleEF	MDV	0.16	0.34
tblVehicleEF	MDV	5.0420e-003	4.1340e-003
tblVehicleEF	MDV	1.0860e-003	8.2100e-004
tblVehicleEF	MDV	0.10	0.12
tblVehicleEF	MDV	0.16	0.14
tblVehicleEF	MDV	0.10	0.12
tblVehicleEF	MDV	0.04	0.03
tblVehicleEF	MDV	0.09	0.38
tblVehicleEF	MDV	0.17	0.37
tblVehicleEF	MDV	9.9990e-003	4.6830e-003
tblVehicleEF	MDV	0.01	0.08
tblVehicleEF	MDV	1.09	0.95
tblVehicleEF	MDV	2.43	3.06
tblVehicleEF	MDV	477.05	402.99
tblVehicleEF	MDV	105.06	83.96
tblVehicleEF	MDV	0.12	0.08
tblVehicleEF	MDV	1.8970e-003	1.6940e-003
tblVehicleEF	MDV	2.2820e-003	1.8840e-003
tblVehicleEF	MDV	1.7480e-003	1.5620e-003
tblVehicleEF	MDV	2.0980e-003	1.7320e-003
tblVehicleEF	MDV	0.06	0.08
tblVehicleEF	MDV	0.16	0.14
tblVehicleEF	MDV	0.07	0.09
tblVehicleEF	MDV	0.03	0.02
tblVehicleEF	MDV	0.11	0.48
tblVehicleEF	MDV	0.18	0.38
tblVehicleEF	MDV	4.7760e-003	3.9840e-003

tblVehicleEF	MDV	1.0930e-003	8.3100e-004
tblVehicleEF	MDV	0.06	0.08
tblVehicleEF	MDV	0.16	0.14
tblVehicleEF	MDV	0.07	0.09
tblVehicleEF	MDV	0.04	0.03
tblVehicleEF	MDV	0.11	0.48
tblVehicleEF	MDV	0.20	0.42
tblVehicleEF	MH	0.02	3.2780e-003
tblVehicleEF	MH	0.02	0.00
tblVehicleEF	MH	1.81	0.30
tblVehicleEF	MH	5.09	0.00
tblVehicleEF	MH	1,104.65	971.72
tblVehicleEF	MH	57.12	0.00
tblVehicleEF	MH	1.33	3.77
tblVehicleEF	MH	0.01	0.02
tblVehicleEF	MH	0.03	0.09
tblVehicleEF	MH	9.9300e-004	0.00
tblVehicleEF	MH	3.2420e-003	4.0000e-003
tblVehicleEF	MH	0.03	0.09
tblVehicleEF	MH	9.1300e-004	0.00
tblVehicleEF	MH	0.87	0.00
tblVehicleEF	MH	0.06	0.00
tblVehicleEF	MH	0.39	0.00
tblVehicleEF	MH	0.08	0.07
tblVehicleEF	MH	0.02	0.00
tblVehicleEF	MH	0.30	0.00
tblVehicleEF	MH	0.01	9.1860e-003

tblVehicleEF	MH	6.6000e-004	0.00
tblVehicleEF	MH	0.87	0.00
tblVehicleEF	MH	0.06	0.00
tblVehicleEF	MH	0.39	0.00
tblVehicleEF	MH	0.10	0.08
tblVehicleEF	MH	0.02	0.00
tblVehicleEF	MH	0.32	0.00
tblVehicleEF	MH	0.02	3.2780e-003
tblVehicleEF	MH	0.02	0.00
tblVehicleEF	MH	1.86	0.30
tblVehicleEF	MH	4.82	0.00
tblVehicleEF	MH	1,104.65	971.72
tblVehicleEF	MH	57.12	0.00
tblVehicleEF	MH	1.24	3.57
tblVehicleEF	MH	0.01	0.02
tblVehicleEF	MH	0.03	0.09
tblVehicleEF	MH	9.9300e-004	0.00
tblVehicleEF	MH	3.2420e-003	4.0000e-003
tblVehicleEF	MH	0.03	0.09
tblVehicleEF	MH	9.1300e-004	0.00
tblVehicleEF	MH	1.17	0.00
tblVehicleEF	MH	0.06	0.00
tblVehicleEF	MH	0.52	0.00
tblVehicleEF	MH	0.08	0.07
tblVehicleEF	MH	0.02	0.00
tblVehicleEF	MH	0.28	0.00
tblVehicleEF	MH	0.01	9.1860e-003

tblVehicleEF	MH	6.5500e-004	0.00
tblVehicleEF	MH	1.17	0.00
tblVehicleEF	MH	0.06	0.00
tblVehicleEF	MH	0.52	0.00
tblVehicleEF	MH	0.11	0.08
tblVehicleEF	MH	0.02	0.00
tblVehicleEF	MH	0.31	0.00
tblVehicleEF	MH	0.02	3.2780e-003
tblVehicleEF	MH	0.02	0.00
tblVehicleEF	MH	1.80	0.30
tblVehicleEF	MH	5.12	0.00
tblVehicleEF	MH	1,104.65	971.72
tblVehicleEF	MH	57.12	0.00
tblVehicleEF	MH	1.31	3.70
tblVehicleEF	MH	0.01	0.02
tblVehicleEF	MH	0.03	0.09
tblVehicleEF	MH	9.9300e-004	0.00
tblVehicleEF	MH	3.2420e-003	4.0000e-003
tblVehicleEF	MH	0.03	0.09
tblVehicleEF	MH	9.1300e-004	0.00
tblVehicleEF	MH	0.96	0.00
tblVehicleEF	MH	0.07	0.00
tblVehicleEF	MH	0.40	0.00
tblVehicleEF	MH	0.07	0.07
tblVehicleEF	MH	0.02	0.00
tblVehicleEF	MH	0.30	0.00
tblVehicleEF	MH	0.01	9.1860e-003

tblVehicleEF	MH	6.6000e-004	0.00
tblVehicleEF	MH	0.96	0.00
tblVehicleEF	MH	0.07	0.00
tblVehicleEF	MH	0.40	0.00
tblVehicleEF	MH	0.10	0.08
tblVehicleEF	MH	0.02	0.00
tblVehicleEF	MH	0.33	0.00
tblVehicleEF	MHD	0.02	4.8200e-003
tblVehicleEF	MHD	3.6730e-003	3.4120e-003
tblVehicleEF	MHD	0.05	0.01
tblVehicleEF	MHD	0.35	0.38
tblVehicleEF	MHD	0.30	0.34
tblVehicleEF	MHD	5.52	1.25
tblVehicleEF	MHD	143.56	55.50
tblVehicleEF	MHD	1,140.06	1,052.30
tblVehicleEF	MHD	59.06	12.60
tblVehicleEF	MHD	0.51	0.35
tblVehicleEF	MHD	1.09	1.42
tblVehicleEF	MHD	1.9500e-004	8.6400e-004
tblVehicleEF	MHD	5.0030e-003	0.03
tblVehicleEF	MHD	7.5000e-004	1.1600e-004
tblVehicleEF	MHD	1.8700e-004	8.2600e-004
tblVehicleEF	MHD	4.7840e-003	0.03
tblVehicleEF	MHD	6.9000e-004	1.0700e-004
tblVehicleEF	MHD	1.0560e-003	4.7900e-004
tblVehicleEF	MHD	0.04	0.02
tblVehicleEF	MHD	0.02	0.02

tblVehicleEF	MHD	7.0400e-004	3.3300e-004
tblVehicleEF	MHD	0.04	0.05
tblVehicleEF	MHD	0.02	0.10
tblVehicleEF	MHD	0.34	0.06
tblVehicleEF	MHD	1.3810e-003	5.2800e-004
tblVehicleEF	MHD	0.01	0.01
tblVehicleEF	MHD	6.8700e-004	1.2500e-004
tblVehicleEF	MHD	1.0560e-003	4.7900e-004
tblVehicleEF	MHD	0.04	0.02
tblVehicleEF	MHD	0.03	0.03
tblVehicleEF	MHD	7.0400e-004	3.3300e-004
tblVehicleEF	MHD	0.05	0.06
tblVehicleEF	MHD	0.02	0.10
tblVehicleEF	MHD	0.37	0.06
tblVehicleEF	MHD	0.01	4.5660e-003
tblVehicleEF	MHD	3.7140e-003	3.4420e-003
tblVehicleEF	MHD	0.05	0.01
tblVehicleEF	MHD	0.25	0.31
tblVehicleEF	MHD	0.30	0.35
tblVehicleEF	MHD	5.26	1.19
tblVehicleEF	MHD	152.06	56.12
tblVehicleEF	MHD	1,140.06	1,052.30
tblVehicleEF	MHD	59.06	12.50
tblVehicleEF	MHD	0.53	0.35
tblVehicleEF	MHD	1.03	1.34
tblVehicleEF	MHD	1.6400e-004	7.3000e-004
tblVehicleEF	MHD	5.0030e-003	0.03

tblVehicleEF	MHD	7.5000e-004	1.1600e-004
tblVehicleEF	MHD	1.5700e-004	6.9900e-004
tblVehicleEF	MHD	4.7840e-003	0.03
tblVehicleEF	MHD	6.9000e-004	1.0700e-004
tblVehicleEF	MHD	1.4900e-003	6.7700e-004
tblVehicleEF	MHD	0.04	0.02
tblVehicleEF	MHD	0.02	0.02
tblVehicleEF	MHD	9.7000e-004	4.5800e-004
tblVehicleEF	MHD	0.04	0.05
tblVehicleEF	MHD	0.02	0.09
tblVehicleEF	MHD	0.33	0.06
tblVehicleEF	MHD	1.4610e-003	5.3400e-004
tblVehicleEF	MHD	0.01	0.01
tblVehicleEF	MHD	6.8300e-004	1.2400e-004
tblVehicleEF	MHD	1.4900e-003	6.7700e-004
tblVehicleEF	MHD	0.04	0.02
tblVehicleEF	MHD	0.03	0.03
tblVehicleEF	MHD	9.7000e-004	4.5800e-004
tblVehicleEF	MHD	0.05	0.06
tblVehicleEF	MHD	0.02	0.09
tblVehicleEF	MHD	0.36	0.06
tblVehicleEF	MHD	0.02	5.1860e-003
tblVehicleEF	MHD	3.6600e-003	3.4020e-003
tblVehicleEF	MHD	0.05	0.01
tblVehicleEF	MHD	0.48	0.49
tblVehicleEF	MHD	0.30	0.34
tblVehicleEF	MHD	5.56	1.26

tblVehicleEF	MHD	131.82	54.65
tblVehicleEF	MHD	1,140.06	1,052.29
tblVehicleEF	MHD	59.06	12.62
tblVehicleEF	MHD	0.49	0.36
tblVehicleEF	MHD	1.07	1.39
tblVehicleEF	MHD	2.3700e-004	1.0480e-003
tblVehicleEF	MHD	5.0030e-003	0.03
tblVehicleEF	MHD	7.5000e-004	1.1600e-004
tblVehicleEF	MHD	2.2700e-004	1.0030e-003
tblVehicleEF	MHD	4.7840e-003	0.03
tblVehicleEF	MHD	6.9000e-004	1.0700e-004
tblVehicleEF	MHD	1.0870e-003	4.8400e-004
tblVehicleEF	MHD	0.05	0.02
tblVehicleEF	MHD	0.03	0.02
tblVehicleEF	MHD	7.1300e-004	3.3300e-004
tblVehicleEF	MHD	0.04	0.05
tblVehicleEF	MHD	0.02	0.11
tblVehicleEF	MHD	0.34	0.06
tblVehicleEF	MHD	1.2710e-003	5.2000e-004
tblVehicleEF	MHD	0.01	0.01
tblVehicleEF	MHD	6.8800e-004	1.2500e-004
tblVehicleEF	MHD	1.0870e-003	4.8400e-004
tblVehicleEF	MHD	0.05	0.02
tblVehicleEF	MHD	0.04	0.03
tblVehicleEF	MHD	7.1300e-004	3.3300e-004
tblVehicleEF	MHD	0.05	0.06
tblVehicleEF	MHD	0.02	0.11

tblVehicleEF	MHD	0.37	0.07
tblVehicleEF	OBUS	0.01	8.7820e-003
tblVehicleEF	OBUS	7.3650e-003	6.7550e-003
tblVehicleEF	OBUS	0.03	0.02
tblVehicleEF	OBUS	0.27	0.54
tblVehicleEF	OBUS	0.51	0.78
tblVehicleEF	OBUS	5.29	2.38
tblVehicleEF	OBUS	84.12	81.35
tblVehicleEF	OBUS	1,220.51	1,388.32
tblVehicleEF	OBUS	69.46	20.04
tblVehicleEF	OBUS	0.36	0.38
tblVehicleEF	OBUS	1.28	1.36
tblVehicleEF	OBUS	8.0000e-005	6.6700e-004
tblVehicleEF	OBUS	6.2990e-003	0.02
tblVehicleEF	OBUS	8.5700e-004	1.9900e-004
tblVehicleEF	OBUS	7.7000e-005	6.3800e-004
tblVehicleEF	OBUS	6.0080e-003	0.01
tblVehicleEF	OBUS	7.8800e-004	1.8300e-004
tblVehicleEF	OBUS	1.3980e-003	1.8310e-003
tblVehicleEF	OBUS	0.02	0.02
tblVehicleEF	OBUS	0.04	0.05
tblVehicleEF	OBUS	7.5900e-004	9.7700e-004
tblVehicleEF	OBUS	0.05	0.06
tblVehicleEF	OBUS	0.04	0.23
tblVehicleEF	OBUS	0.33	0.12
tblVehicleEF	OBUS	8.1500e-004	7.7500e-004
tblVehicleEF	OBUS	0.01	0.01

tblVehicleEF	OBUS	7.8700e-004	1.9800e-004
tblVehicleEF	OBUS	1.3980e-003	1.8310e-003
tblVehicleEF	OBUS	0.02	0.02
tblVehicleEF	OBUS	0.05	0.07
tblVehicleEF	OBUS	7.5900e-004	9.7700e-004
tblVehicleEF	OBUS	0.06	0.07
tblVehicleEF	OBUS	0.04	0.23
tblVehicleEF	OBUS	0.36	0.13
tblVehicleEF	OBUS	0.01	8.8340e-003
tblVehicleEF	OBUS	7.4870e-003	6.8750e-003
tblVehicleEF	OBUS	0.03	0.02
tblVehicleEF	OBUS	0.26	0.53
tblVehicleEF	OBUS	0.52	0.79
tblVehicleEF	OBUS	5.02	2.26
tblVehicleEF	OBUS	88.10	81.25
tblVehicleEF	OBUS	1,220.51	1,388.34
tblVehicleEF	OBUS	69.46	19.83
tblVehicleEF	OBUS	0.37	0.37
tblVehicleEF	OBUS	1.20	1.28
tblVehicleEF	OBUS	6.8000e-005	5.6700e-004
tblVehicleEF	OBUS	6.2990e-003	0.02
tblVehicleEF	OBUS	8.5700e-004	1.9900e-004
tblVehicleEF	OBUS	6.5000e-005	5.4200e-004
tblVehicleEF	OBUS	6.0080e-003	0.01
tblVehicleEF	OBUS	7.8800e-004	1.8300e-004
tblVehicleEF	OBUS	1.9250e-003	2.5060e-003
tblVehicleEF	OBUS	0.02	0.02

tblVehicleEF	OBUS	0.04	0.05
tblVehicleEF	OBUS	1.0420e-003	1.3300e-003
tblVehicleEF	OBUS	0.05	0.06
tblVehicleEF	OBUS	0.04	0.22
tblVehicleEF	OBUS	0.32	0.11
tblVehicleEF	OBUS	8.5300e-004	7.7400e-004
tblVehicleEF	OBUS	0.01	0.01
tblVehicleEF	OBUS	7.8300e-004	1.9600e-004
tblVehicleEF	OBUS	1.9250e-003	2.5060e-003
tblVehicleEF	OBUS	0.02	0.02
tblVehicleEF	OBUS	0.05	0.07
tblVehicleEF	OBUS	1.0420e-003	1.3300e-003
tblVehicleEF	OBUS	0.06	0.07
tblVehicleEF	OBUS	0.04	0.22
tblVehicleEF	OBUS	0.35	0.12
tblVehicleEF	OBUS	0.01	8.7300e-003
tblVehicleEF	OBUS	7.3280e-003	6.7200e-003
tblVehicleEF	OBUS	0.03	0.02
tblVehicleEF	OBUS	0.29	0.56
tblVehicleEF	OBUS	0.51	0.77
tblVehicleEF	OBUS	5.33	2.40
tblVehicleEF	OBUS	78.61	81.50
tblVehicleEF	OBUS	1,220.51	1,388.31
tblVehicleEF	OBUS	69.46	20.07
tblVehicleEF	OBUS	0.34	0.39
tblVehicleEF	OBUS	1.25	1.34
tblVehicleEF	OBUS	9.8000e-005	8.0600e-004

tblVehicleEF	OBUS	6.2990e-003	0.02
tblVehicleEF	OBUS	8.5700e-004	1.9900e-004
tblVehicleEF	OBUS	9.4000e-005	7.7100e-004
tblVehicleEF	OBUS	6.0080e-003	0.01
tblVehicleEF	OBUS	7.8800e-004	1.8300e-004
tblVehicleEF	OBUS	1.4220e-003	1.8770e-003
tblVehicleEF	OBUS	0.02	0.02
tblVehicleEF	OBUS	0.04	0.05
tblVehicleEF	OBUS	7.5400e-004	9.7800e-004
tblVehicleEF	OBUS	0.05	0.06
tblVehicleEF	OBUS	0.04	0.24
tblVehicleEF	OBUS	0.33	0.12
tblVehicleEF	OBUS	7.6200e-004	7.7600e-004
tblVehicleEF	OBUS	0.01	0.01
tblVehicleEF	OBUS	7.8800e-004	1.9900e-004
tblVehicleEF	OBUS	1.4220e-003	1.8770e-003
tblVehicleEF	OBUS	0.02	0.02
tblVehicleEF	OBUS	0.05	0.07
tblVehicleEF	OBUS	7.5400e-004	9.7800e-004
tblVehicleEF	OBUS	0.06	0.07
tblVehicleEF	OBUS	0.04	0.24
tblVehicleEF	OBUS	0.37	0.13
tblVehicleEF	SBUS	0.85	0.08
tblVehicleEF	SBUS	0.02	0.01
tblVehicleEF	SBUS	0.08	7.5320e-003
tblVehicleEF	SBUS	8.26	2.97
tblVehicleEF	SBUS	1.11	0.97

tblVehicleEF	SBUS	9.29	1.05
tblVehicleEF	SBUS	1,115.75	357.72
tblVehicleEF	SBUS	1,081.97	1,111.78
tblVehicleEF	SBUS	55.54	6.09
tblVehicleEF	SBUS	9.10	3.71
tblVehicleEF	SBUS	4.28	5.92
tblVehicleEF	SBUS	9.2310e-003	5.6820e-003
tblVehicleEF	SBUS	0.01	0.01
tblVehicleEF	SBUS	0.02	0.04
tblVehicleEF	SBUS	9.5800e-004	6.8000e-005
tblVehicleEF	SBUS	8.8310e-003	5.4370e-003
tblVehicleEF	SBUS	2.6720e-003	2.6450e-003
tblVehicleEF	SBUS	0.02	0.04
tblVehicleEF	SBUS	8.8100e-004	6.2000e-005
tblVehicleEF	SBUS	3.4880e-003	1.1160e-003
tblVehicleEF	SBUS	0.04	0.01
tblVehicleEF	SBUS	0.99	0.36
tblVehicleEF	SBUS	1.9230e-003	5.9300e-004
tblVehicleEF	SBUS	0.12	0.13
tblVehicleEF	SBUS	0.02	0.06
tblVehicleEF	SBUS	0.49	0.04
tblVehicleEF	SBUS	0.01	3.4160e-003
tblVehicleEF	SBUS	0.01	0.01
tblVehicleEF	SBUS	7.1600e-004	6.0000e-005
tblVehicleEF	SBUS	3.4880e-003	1.1160e-003
tblVehicleEF	SBUS	0.04	0.01
tblVehicleEF	SBUS	1.43	0.51

tblVehicleEF	SBUS	1.9230e-003	5.9300e-004
tblVehicleEF	SBUS	0.15	0.15
tblVehicleEF	SBUS	0.02	0.06
tblVehicleEF	SBUS	0.53	0.05
tblVehicleEF	SBUS	0.85	0.08
tblVehicleEF	SBUS	0.02	0.01
tblVehicleEF	SBUS	0.07	6.7680e-003
tblVehicleEF	SBUS	8.14	2.93
tblVehicleEF	SBUS	1.13	0.98
tblVehicleEF	SBUS	7.67	0.87
tblVehicleEF	SBUS	1,165.76	368.34
tblVehicleEF	SBUS	1,081.97	1,111.81
tblVehicleEF	SBUS	55.54	5.78
tblVehicleEF	SBUS	9.39	3.81
tblVehicleEF	SBUS	4.04	5.59
tblVehicleEF	SBUS	7.7820e-003	4.7960e-003
tblVehicleEF	SBUS	0.01	0.01
tblVehicleEF	SBUS	0.02	0.04
tblVehicleEF	SBUS	9.5800e-004	6.8000e-005
tblVehicleEF	SBUS	7.4450e-003	4.5880e-003
tblVehicleEF	SBUS	2.6720e-003	2.6450e-003
tblVehicleEF	SBUS	0.02	0.04
tblVehicleEF	SBUS	8.8100e-004	6.2000e-005
tblVehicleEF	SBUS	4.7790e-003	1.5260e-003
tblVehicleEF	SBUS	0.04	0.01
tblVehicleEF	SBUS	0.98	0.36
tblVehicleEF	SBUS	2.6310e-003	8.0900e-004

tblVehicleEF	SBUS	0.12	0.13
tblVehicleEF	SBUS	0.01	0.06
tblVehicleEF	SBUS	0.44	0.04
tblVehicleEF	SBUS	0.01	3.5160e-003
tblVehicleEF	SBUS	0.01	0.01
tblVehicleEF	SBUS	6.8900e-004	5.7000e-005
tblVehicleEF	SBUS	4.7790e-003	1.5260e-003
tblVehicleEF	SBUS	0.04	0.01
tblVehicleEF	SBUS	1.42	0.51
tblVehicleEF	SBUS	2.6310e-003	8.0900e-004
tblVehicleEF	SBUS	0.15	0.16
tblVehicleEF	SBUS	0.01	0.06
tblVehicleEF	SBUS	0.48	0.04
tblVehicleEF	SBUS	0.85	0.08
tblVehicleEF	SBUS	0.02	0.01
tblVehicleEF	SBUS	0.08	7.6420e-003
tblVehicleEF	SBUS	8.41	3.03
tblVehicleEF	SBUS	1.10	0.96
tblVehicleEF	SBUS	9.44	1.07
tblVehicleEF	SBUS	1,046.68	343.05
tblVehicleEF	SBUS	1,081.97	1,111.77
tblVehicleEF	SBUS	55.54	6.12
tblVehicleEF	SBUS	8.70	3.57
tblVehicleEF	SBUS	4.20	5.82
tblVehicleEF	SBUS	0.01	6.9070e-003
tblVehicleEF	SBUS	0.01	0.01
tblVehicleEF	SBUS	0.02	0.04

tblVehicleEF	SBUS	9.5800e-004	6.8000e-005
tblVehicleEF	SBUS	0.01	6.6080e-003
tblVehicleEF	SBUS	2.6720e-003	2.6450e-003
tblVehicleEF	SBUS	0.02	0.04
tblVehicleEF	SBUS	8.8100e-004	6.2000e-005
tblVehicleEF	SBUS	3.4800e-003	1.1270e-003
tblVehicleEF	SBUS	0.04	0.01
tblVehicleEF	SBUS	0.99	0.36
tblVehicleEF	SBUS	1.8770e-003	5.7900e-004
tblVehicleEF	SBUS	0.12	0.13
tblVehicleEF	SBUS	0.02	0.08
tblVehicleEF	SBUS	0.49	0.04
tblVehicleEF	SBUS	0.01	3.2770e-003
tblVehicleEF	SBUS	0.01	0.01
tblVehicleEF	SBUS	7.1900e-004	6.1000e-005
tblVehicleEF	SBUS	3.4800e-003	1.1270e-003
tblVehicleEF	SBUS	0.04	0.01
tblVehicleEF	SBUS	1.43	0.51
tblVehicleEF	SBUS	1.8770e-003	5.7900e-004
tblVehicleEF	SBUS	0.15	0.15
tblVehicleEF	SBUS	0.02	0.08
tblVehicleEF	SBUS	0.54	0.05
tblVehicleEF	UBUS	1.81	5.27
tblVehicleEF	UBUS	0.07	0.04
tblVehicleEF	UBUS	8.43	41.16
tblVehicleEF	UBUS	12.59	1.81
tblVehicleEF	UBUS	1,815.92	2,086.92

tblVehicleEF	UBUS	135.00	22.69
tblVehicleEF	UBUS	4.36	0.48
tblVehicleEF	UBUS	0.53	0.08
tblVehicleEF	UBUS	0.01	0.03
tblVehicleEF	UBUS	0.03	2.8080e-003
tblVehicleEF	UBUS	1.2230e-003	4.4000e-005
tblVehicleEF	UBUS	0.23	0.03
tblVehicleEF	UBUS	3.0000e-003	7.5850e-003
tblVehicleEF	UBUS	0.03	2.6830e-003
tblVehicleEF	UBUS	1.1250e-003	4.1000e-005
tblVehicleEF	UBUS	5.9600e-003	2.9310e-003
tblVehicleEF	UBUS	0.09	0.04
tblVehicleEF	UBUS	3.5870e-003	2.0490e-003
tblVehicleEF	UBUS	0.47	0.08
tblVehicleEF	UBUS	0.03	0.24
tblVehicleEF	UBUS	0.94	0.15
tblVehicleEF	UBUS	8.6000e-003	4.3240e-003
tblVehicleEF	UBUS	1.5760e-003	2.2500e-004
tblVehicleEF	UBUS	5.9600e-003	2.9310e-003
tblVehicleEF	UBUS	0.09	0.04
tblVehicleEF	UBUS	3.5870e-003	2.0490e-003
tblVehicleEF	UBUS	2.34	5.39
tblVehicleEF	UBUS	0.03	0.24
tblVehicleEF	UBUS	1.03	0.17
tblVehicleEF	UBUS	1.81	5.27
tblVehicleEF	UBUS	0.06	0.03
tblVehicleEF	UBUS	8.48	41.16

tblVehicleEF	UBUS	11.11	1.61
tblVehicleEF	UBUS	1,815.92	2,086.92
tblVehicleEF	UBUS	135.00	22.33
tblVehicleEF	UBUS	4.09	0.47
tblVehicleEF	UBUS	0.53	0.08
tblVehicleEF	UBUS	0.01	0.03
tblVehicleEF	UBUS	0.03	2.8080e-003
tblVehicleEF	UBUS	1.2230e-003	4.4000e-005
tblVehicleEF	UBUS	0.23	0.03
tblVehicleEF	UBUS	3.0000e-003	7.5850e-003
tblVehicleEF	UBUS	0.03	2.6830e-003
tblVehicleEF	UBUS	1.1250e-003	4.1000e-005
tblVehicleEF	UBUS	7.9960e-003	4.0010e-003
tblVehicleEF	UBUS	0.09	0.04
tblVehicleEF	UBUS	4.7760e-003	2.7270e-003
tblVehicleEF	UBUS	0.48	0.08
tblVehicleEF	UBUS	0.03	0.21
tblVehicleEF	UBUS	0.87	0.14
tblVehicleEF	UBUS	8.6010e-003	4.3240e-003
tblVehicleEF	UBUS	1.5510e-003	2.2100e-004
tblVehicleEF	UBUS	7.9960e-003	4.0010e-003
tblVehicleEF	UBUS	0.09	0.04
tblVehicleEF	UBUS	4.7760e-003	2.7270e-003
tblVehicleEF	UBUS	2.34	5.39
tblVehicleEF	UBUS	0.03	0.21
tblVehicleEF	UBUS	0.95	0.16
tblVehicleEF	UBUS	1.81	5.27

tblVehicleEF	UBUS	0.07	0.04
tblVehicleEF	UBUS	8.41	41.16
tblVehicleEF	UBUS	12.84	1.85
tblVehicleEF	UBUS	1,815.92	2,086.92
tblVehicleEF	UBUS	135.00	22.76
tblVehicleEF	UBUS	4.27	0.48
tblVehicleEF	UBUS	0.53	0.08
tblVehicleEF	UBUS	0.01	0.03
tblVehicleEF	UBUS	0.03	2.8080e-003
tblVehicleEF	UBUS	1.2230e-003	4.4000e-005
tblVehicleEF	UBUS	0.23	0.03
tblVehicleEF	UBUS	3.0000e-003	7.5850e-003
tblVehicleEF	UBUS	0.03	2.6830e-003
tblVehicleEF	UBUS	1.1250e-003	4.1000e-005
tblVehicleEF	UBUS	6.6800e-003	2.7840e-003
tblVehicleEF	UBUS	0.11	0.04
tblVehicleEF	UBUS	3.7560e-003	1.9370e-003
tblVehicleEF	UBUS	0.47	0.08
tblVehicleEF	UBUS	0.04	0.29
tblVehicleEF	UBUS	0.95	0.16
tblVehicleEF	UBUS	8.6000e-003	4.3240e-003
tblVehicleEF	UBUS	1.5810e-003	2.2500e-004
tblVehicleEF	UBUS	6.6800e-003	2.7840e-003
tblVehicleEF	UBUS	0.11	0.04
tblVehicleEF	UBUS	3.7560e-003	1.9370e-003
tblVehicleEF	UBUS	2.33	5.39
tblVehicleEF	UBUS	0.04	0.29

tblVehicleEF	UBUS	1.05	0.17
tblVehicleTrips	CNW_TTP	41.00	0.00
tblVehicleTrips	CNW_TTP	41.00	0.00
tblVehicleTrips	CW_TTP	59.00	100.00
tblVehicleTrips	CW_TTP	59.00	100.00
tblVehicleTrips	DV_TP	5.00	0.00
tblVehicleTrips	DV_TP	5.00	0.00
tblVehicleTrips	PB_TP	3.00	0.00
tblVehicleTrips	PB_TP	3.00	0.00
tblVehicleTrips	PR_TP	92.00	100.00
tblVehicleTrips	PR_TP	92.00	100.00
tblVehicleTrips	ST_TR	1.68	1.44
tblVehicleTrips	ST_TR	1.68	1.75
tblVehicleTrips	SU_TR	1.68	1.44
tblVehicleTrips	SU_TR	1.68	1.75
tblVehicleTrips	WD_TR	1.68	1.44
tblVehicleTrips	WD_TR	1.68	1.75
tblWater	IndoorWaterUseRate	186,084,562.50	0.00
tblWater	IndoorWaterUseRate	186,084,562.50	13,281,620.00
tblWater	OutdoorWaterUseRate	0.00	2,742,610.00

2.0 Emissions Summary

2.1 Overall Construction

Unmitigated Construction

	ROG	NOx	CO	SO2	Fugitive PM10	Exhaust PM10	PM10 Total	Fugitive PM2.5	Exhaust PM2.5	PM2.5 Total	Bio- CO2	NBio- CO2	Total CO2	CH4	N2O	CO2e
Year	tons/yr										MT/yr					
2021	0.0000	0.0000	0.0000	0.0000	0.0000	0.0000	0.0000	0.0000	0.0000	0.0000	0.0000	0.0000	0.0000	0.0000	0.0000	0.0000
Maximum	**0.0000**	**0.0000**	**0.0000**	**0.0000**	**0.0000**	**0.0000**	**0.0000**	**0.0000**	**0.0000**	**0.0000**	**0.0000**	**0.0000**	**0.0000**	**0.0000**	**0.0000**	**0.0000**

Mitigated Construction

	ROG	NOx	CO	SO2	Fugitive PM10	Exhaust PM10	PM10 Total	Fugitive PM2.5	Exhaust PM2.5	PM2.5 Total	Bio- CO2	NBio- CO2	Total CO2	CH4	N2O	CO2e
Year	tons/yr										MT/yr					
2021	0.0000	0.0000	0.0000	0.0000	0.0000	0.0000	0.0000	0.0000	0.0000	0.0000	0.0000	0.0000	0.0000	0.0000	0.0000	0.0000
Maximum	**0.0000**	**0.0000**	**0.0000**	**0.0000**	**0.0000**	**0.0000**	**0.0000**	**0.0000**	**0.0000**	**0.0000**	**0.0000**	**0.0000**	**0.0000**	**0.0000**	**0.0000**	**0.0000**

	ROG	**NOx**	**CO**	**SO2**	**Fugitive PM10**	**Exhaust PM10**	**PM10 Total**	**Fugitive PM2.5**	**Exhaust PM2.5**	**PM2.5 Total**	**Bio- CO2**	**NBio-CO2**	**Total CO2**	**CH4**	**N20**	**CO2e**
Percent Reduction	**0.00**	**0.00**	**0.00**	**0.00**	**0.00**	**0.00**	**0.00**	**0.00**	**0.00**	**0.00**	**0.00**	**0.00**	**0.00**	**0.00**	**0.00**	**0.00**

Quarter	Start Date	End Date	Maximum Unmitigated ROG + NOX (tons/quarter)	Maximum Mitigated ROG + NOX (tons/quarter)
		Highest		

2.2 Overall Operational

Unmitigated Operational

	ROG	NOx	CO	SO2	Fugitive PM10	Exhaust PM10	PM10 Total	Fugitive PM2.5	Exhaust PM2.5	PM2.5 Total	Bio- CO2	NBio- CO2	Total CO2	CH4	N2O	CO2e
Category	tons/yr										MT/yr					
Area	6.6655	4.2000e-004	0.0458	0.0000		1.6000e-004	1.6000e-004		1.6000e-004	1.6000e-004	0.0000	0.0890	0.0890	2.3000e-004	0.0000	0.0948
Energy	0.0149	0.1353	0.1137	8.1000e-004		0.0103	0.0103		0.0103	0.0103	0.0000	6,550.5349	6,550.5349	0.2672	0.0574	6,574.3180
Mobile	0.9921	0.9437	15.0608	0.0503	5.7843	0.0295	5.8138	1.5354	0.0272	1.5626	0.0000	4,609.4668	4,609.4668	0.0995	0.0000	4,611.9544
Offroad	0.1336	1.3881	0.8307	3.4700e-003		0.0479	0.0479		0.0441	0.0441	0.0000	304.7529	304.7529	0.0986	0.0000	307.2170
Waste						0.0000	0.0000		0.0000	0.0000	307.0888	0.0000	307.0888	18.1484	0.0000	760.7995
Water						0.0000	0.0000		0.0000	0.0000	4.2137	64.8109	69.0246	0.4355	0.0108	83.1212
Total	**7.8061**	**2.4674**	**16.0509**	**0.0545**	**5.7843**	**0.0879**	**5.8722**	**1.5354**	**0.0817**	**1.6171**	**311.3024**	**11,529.6544**	**11,840.9569**	**19.0494**	**0.0682**	**12,337.5048**

2.2 Overall Operational

Mitigated Operational

	ROG	NOx	CO	SO2	Fugitive PM10	Exhaust PM10	PM10 Total	Fugitive PM2.5	Exhaust PM2.5	PM2.5 Total	Bio- CO2	NBio- CO2	Total CO2	CH4	N2O	CO2e
Category	tons/yr										MT/yr					
Area	6.6655	4.2000e-004	0.0458	0.0000		1.6000e-004	1.6000e-004		1.6000e-004	1.6000e-004	0.0000	0.0890	0.0890	2.3000e-004	0.0000	0.0948
Energy	0.0149	0.1353	0.1137	8.1000e-004		0.0103	0.0103		0.0103	0.0103	0.0000	6,550.5349	6,550.5349	0.2672	0.0574	6,574.3180
Mobile	0.9921	0.9437	15.0608	0.0503	5.7843	0.0295	5.8138	1.5354	0.0272	1.5626	0.0000	4,609.4668	4,609.4668	0.0995	0.0000	4,611.9544
Offroad	0.1336	1.3881	0.8307	3.4700e-003		0.0479	0.0479		0.0441	0.0441	0.0000	304.7529	304.7529	0.0986	0.0000	307.2170
Waste						0.0000	0.0000		0.0000	0.0000	307.0888	0.0000	307.0888	18.1484	0.0000	760.7995
Water						0.0000	0.0000		0.0000	0.0000	4.2137	64.8109	69.0246	0.4355	0.0108	83.1212
Total	**7.8061**	**2.4674**	**16.0509**	**0.0545**	**5.7843**	**0.0879**	**5.8722**	**1.5354**	**0.0817**	**1.6171**	**311.3024**	**11,529.6544**	**11,840.9569**	**19.0494**	**0.0682**	**12,337.5048**

	ROG	NOx	CO	SO2	Fugitive PM10	Exhaust PM10	PM10 Total	Fugitive PM2.5	Exhaust PM2.5	PM2.5 Total	Bio- CO2	NBio-CO2	Total CO2	CH4	N20	CO2e
Percent Reduction	**0.00**	**0.00**	**0.00**	**0.00**	**0.00**	**0.00**	**0.00**	**0.00**	**0.00**	**0.00**	**0.00**	**0.00**	**0.00**	**0.00**	**0.00**	**0.00**

3.0 Construction Detail

Construction Phase

Phase Number	Phase Name	Phase Type	Start Date	End Date	Num Days Week	Num Days	Phase Description
1	Demolition	Demolition	4/2/2021	4/1/2021	5	0	

Acres of Grading (Site Preparation Phase): 0

Acres of Grading (Grading Phase): 0

Acres of Paving: 29.16

Residential Indoor: 0; Residential Outdoor: 0; Non-Residential Indoor: 0; Non-Residential Outdoor: 0; Striped Parking Area: 0 (Architectural Coating – sqft)

OffRoad Equipment

Phase Name	Offroad Equipment Type	Amount	Usage Hours	Horse Power	Load Factor
Demolition	Concrete/Industrial Saws	0	8.00	81	0.73
Demolition	Excavators	0	8.00	158	0.38
Demolition	Rubber Tired Dozers	0	8.00	247	0.40

Trips and VMT

Phase Name	Offroad Equipment Count	Worker Trip Number	Vendor Trip Number	Hauling Trip Number	Worker Trip Length	Vendor Trip Length	Hauling Trip Length	Worker Vehicle Class	Vendor Vehicle Class	Hauling Vehicle Class
Demolition	0	0.00	0.00	0.00	14.70	6.90	20.00	LD_Mix	HDT_Mix	HHDT

3.1 Mitigation Measures Construction

3.2 Demolition - 2021

Unmitigated Construction On-Site

	ROG	NOx	CO	SO2	Fugitive PM10	Exhaust PM10	PM10 Total	Fugitive PM2.5	Exhaust PM2.5	PM2.5 Total	Bio- CO2	NBio- CO2	Total CO2	CH4	N2O	CO2e
Category	tons/yr										MT/yr					
Off-Road	0.0000	0.0000	0.0000	0.0000	0.0000	0.0000	0.0000	0.0000	0.0000	0.0000	0.0000	0.0000	0.0000	0.0000	0.0000	0.0000
Total	**0.0000**	**0.0000**	**0.0000**	**0.0000**	**0.0000**	**0.0000**	**0.0000**	**0.0000**	**0.0000**	**0.0000**	**0.0000**	**0.0000**	**0.0000**	**0.0000**	**0.0000**	**0.0000**

Unmitigated Construction Off-Site

	ROG	NOx	CO	SO2	Fugitive PM10	Exhaust PM10	PM10 Total	Fugitive PM2.5	Exhaust PM2.5	PM2.5 Total	Bio- CO2	NBio- CO2	Total CO2	CH4	N2O	CO2e
Category	tons/yr										MT/yr					
Hauling	0.0000	0.0000	0.0000	0.0000	0.0000	0.0000	0.0000	0.0000	0.0000	0.0000	0.0000	0.0000	0.0000	0.0000	0.0000	0.0000
Vendor	0.0000	0.0000	0.0000	0.0000	0.0000	0.0000	0.0000	0.0000	0.0000	0.0000	0.0000	0.0000	0.0000	0.0000	0.0000	0.0000
Worker	0.0000	0.0000	0.0000	0.0000	0.0000	0.0000	0.0000	0.0000	0.0000	0.0000	0.0000	0.0000	0.0000	0.0000	0.0000	0.0000
Total	**0.0000**	**0.0000**	**0.0000**	**0.0000**	**0.0000**	**0.0000**	**0.0000**	**0.0000**	**0.0000**	**0.0000**	**0.0000**	**0.0000**	**0.0000**	**0.0000**	**0.0000**	**0.0000**

3.2 Demolition - 2021

Mitigated Construction On-Site

	ROG	NOx	CO	SO2	Fugitive PM10	Exhaust PM10	PM10 Total	Fugitive PM2.5	Exhaust PM2.5	PM2.5 Total	Bio- CO2	NBio- CO2	Total CO2	CH4	N2O	CO2e
Category	tons/yr										MT/yr					
Off-Road	0.0000	0.0000	0.0000	0.0000	0.0000	0.0000	0.0000	0.0000	0.0000	0.0000	0.0000	0.0000	0.0000	0.0000	0.0000	0.0000
Total	**0.0000**	**0.0000**	**0.0000**	**0.0000**	**0.0000**	**0.0000**	**0.0000**	**0.0000**	**0.0000**	**0.0000**	**0.0000**	**0.0000**	**0.0000**	**0.0000**	**0.0000**	**0.0000**

Mitigated Construction Off-Site

	ROG	NOx	CO	SO2	Fugitive PM10	Exhaust PM10	PM10 Total	Fugitive PM2.5	Exhaust PM2.5	PM2.5 Total	Bio- CO2	NBio- CO2	Total CO2	CH4	N2O	CO2e
Category	tons/yr										MT/yr					
Hauling	0.0000	0.0000	0.0000	0.0000	0.0000	0.0000	0.0000	0.0000	0.0000	0.0000	0.0000	0.0000	0.0000	0.0000	0.0000	0.0000
Vendor	0.0000	0.0000	0.0000	0.0000	0.0000	0.0000	0.0000	0.0000	0.0000	0.0000	0.0000	0.0000	0.0000	0.0000	0.0000	0.0000
Worker	0.0000	0.0000	0.0000	0.0000	0.0000	0.0000	0.0000	0.0000	0.0000	0.0000	0.0000	0.0000	0.0000	0.0000	0.0000	0.0000
Total	**0.0000**	**0.0000**	**0.0000**	**0.0000**	**0.0000**	**0.0000**	**0.0000**	**0.0000**	**0.0000**	**0.0000**	**0.0000**	**0.0000**	**0.0000**	**0.0000**	**0.0000**	**0.0000**

4.0 Operational Detail - Mobile

4.1 Mitigation Measures Mobile

	ROG	NOx	CO	SO2	Fugitive PM10	Exhaust PM10	PM10 Total	Fugitive PM2.5	Exhaust PM2.5	PM2.5 Total	Bio- CO2	NBio- CO2	Total CO2	CH4	N2O	CO2e
Category	tons/yr										MT/yr					
Mitigated	0.9921	0.9437	15.0608	0.0503	5.7843	0.0295	5.8138	1.5354	0.0272	1.5626	0.0000	4,609.4668	4,609.4668	0.0995	0.0000	4,611.9544
Unmitigated	0.9921	0.9437	15.0608	0.0503	5.7843	0.0295	5.8138	1.5354	0.0272	1.5626	0.0000	4,609.4668	4,609.4668	0.0995	0.0000	4,611.9544

4.2 Trip Summary Information

	Average Daily Trip Rate			Unmitigated	Mitigated
Land Use	Weekday	Saturday	Sunday	Annual VMT	Annual VMT
Other Asphalt Surfaces	0.00	0.00	0.00		
Parking Lot	0.00	0.00	0.00		
Refrigerated Warehouse-No Rail	1,158.03	1,158.03	1158.03	6,997,294	6,997,294
Unrefrigerated Warehouse-No Rail	1,407.97	1,407.97	1407.97	8,507,515	8,507,515
Total	2,566.00	2,566.00	2,566.00	15,504,810	15,504,810

4.3 Trip Type Information

	Miles			Trip %			Trip Purpose %		
Land Use	H-W or C-W	H-S or C-C	H-O or C-NW	H-W or C-W	H-S or C-C	H-O or C-NW	Primary	Diverted	Pass-by
Other Asphalt Surfaces	16.60	8.40	6.90	0.00	0.00	0.00	0	0	0
Parking Lot	16.60	8.40	6.90	0.00	0.00	0.00	0	0	0
Refrigerated Warehouse-No Rail	16.60	8.40	6.90	100.00	0.00	0.00	100	0	0
Unrefrigerated Warehouse-No Rail	16.60	8.40	6.90	100.00	0.00	0.00	100	0	0

4.4 Fleet Mix

Land Use	LDA	LDT1	LDT2	MDV	LHD1	LHD2	MHD	HHD	OBUS	UBUS	MCY	SBUS	MH
Other Asphalt Surfaces	0.561378	0.043284	0.209473	0.111826	0.015545	0.005795	0.025829	0.017125	0.001747	0.001542	0.004926	0.000594	0.000934
Parking Lot	0.561378	0.043284	0.209473	0.111826	0.015545	0.005795	0.025829	0.017125	0.001747	0.001542	0.004926	0.000594	0.000934
Refrigerated Warehouse-No Rail	0.606300	0.046700	0.226200	0.120800	0.000000	0.000000	0.000000	0.000000	0.000000	0.000000	0.000000	0.000000	0.000000
Unrefrigerated Warehouse-No Rail	0.606300	0.046700	0.226200	0.120800	0.000000	0.000000	0.000000	0.000000	0.000000	0.000000	0.000000	0.000000	0.000000

5.0 Energy Detail

Historical Energy Use: N

5.1 Mitigation Measures Energy

	ROG	NOx	CO	SO2	Fugitive PM10	Exhaust PM10	PM10 Total	Fugitive PM2.5	Exhaust PM2.5	PM2.5 Total	Bio- CO2	NBio- CO2	Total CO2	CH4	N2O	CO2e
Category	tons/yr										MT/yr					
Electricity Mitigated						0.0000	0.0000		0.0000	0.0000	0.0000	6,403.2458	6,403.2458	0.2644	0.0547	6,426.1536
Electricity Unmitigated						0.0000	0.0000		0.0000	0.0000	0.0000	6,403.2458	6,403.2458	0.2644	0.0547	6,426.1536
NaturalGas Mitigated	0.0149	0.1353	0.1137	8.1000e-004		0.0103	0.0103		0.0103	0.0103	0.0000	147.2891	147.2891	2.8200e-003	2.7000e-003	148.1644
NaturalGas Unmitigated	0.0149	0.1353	0.1137	8.1000e-004		0.0103	0.0103		0.0103	0.0103	0.0000	147.2891	147.2891	2.8200e-003	2.7000e-003	148.1644

5.2 Energy by Land Use - NaturalGas

Unmitigated

	NaturalGas Use	ROG	NOx	CO	SO2	Fugitive PM10	Exhaust PM10	PM10 Total	Fugitive PM2.5	Exhaust PM2.5	PM2.5 Total	Bio- CO2	NBio- CO2	Total CO2	CH4	N2O	CO2e
Land Use	kBTU/yr	tons/yr										MT/yr					
Other Asphalt Surfaces	0	0.0000	0.0000	0.0000	0.0000		0.0000	0.0000		0.0000	0.0000	0.0000	0.0000	0.0000	0.0000	0.0000	0.0000
Parking Lot	0	0.0000	0.0000	0.0000	0.0000		0.0000	0.0000		0.0000	0.0000	0.0000	0.0000	0.0000	0.0000	0.0000	0.0000
Refrigerated Warehouse-No Rail	531097	2.8600e-003	0.0260	0.0219	1.6000e-004		1.9800e-003	1.9800e-003		1.9800e-003	1.9800e-003	0.0000	28.3413	28.3413	5.4000e-004	5.2000e-004	28.5098
Unrefrigerated Warehouse-No Rail	2.229e+006	0.0120	0.1093	0.0918	6.6000e-004		8.3000e-003	8.3000e-003		8.3000e-003	8.3000e-003	0.0000	118.9478	118.9478	2.2800e-003	2.1800e-003	119.6546
Total		**0.0149**	**0.1353**	**0.1137**	**8.2000e-004**		**0.0103**	**0.0103**		**0.0103**	**0.0103**	**0.0000**	**147.2891**	**147.2891**	**2.8200e-003**	**2.7000e-003**	**148.1644**

5.2 Energy by Land Use - NaturalGas

Mitigated

	NaturalGas Use	ROG	NOx	CO	SO2	Fugitive PM10	Exhaust PM10	PM10 Total	Fugitive PM2.5	Exhaust PM2.5	PM2.5 Total	Bio- CO2	NBio- CO2	Total CO2	CH4	N2O	CO2e
Land Use	kBTU/yr	tons/yr										MT/yr					
Other Asphalt Surfaces	0	0.0000	0.0000	0.0000	0.0000		0.0000	0.0000		0.0000	0.0000	0.0000	0.0000	0.0000	0.0000	0.0000	0.0000
Parking Lot	0	0.0000	0.0000	0.0000	0.0000		0.0000	0.0000		0.0000	0.0000	0.0000	0.0000	0.0000	0.0000	0.0000	0.0000
Refrigerated Warehouse-No Rail	531097	2.8600e-003	0.0260	0.0219	1.6000e-004		1.9800e-003	1.9800e-003		1.9800e-003	1.9800e-003	0.0000	28.3413	28.3413	5.4000e-004	5.2000e-004	28.5098
Unrefrigerated Warehouse-No Rail	2.229e+006	0.0120	0.1093	0.0918	6.6000e-004		8.3000e-003	8.3000e-003		8.3000e-003	8.3000e-003	0.0000	118.9478	118.9478	2.2800e-003	2.1800e-003	119.6546
Total		**0.0149**	**0.1353**	**0.1137**	**8.2000e-004**		**0.0103**	**0.0103**		**0.0103**	**0.0103**	**0.0000**	**147.2891**	**147.2891**	**2.8200e-003**	**2.7000e-003**	**148.1644**

5.3 Energy by Land Use - Electricity

Unmitigated

	Electricity Use	Total CO2	CH4	N2O	CO2e
Land Use	kWh/yr	MT/yr			
Other Asphalt Surfaces	0	0.0000	0.0000	0.0000	0.0000
Parking Lot	164500	52.4132	2.1600e-003	4.5000e-004	52.6007
Refrigerated Warehouse-No Rail	1.72043e+007	5,481.6633	0.2263	0.0468	5,501.2742
Unrefrigerated Warehouse-No Rail	2.72791e+006	869.1693	0.0359	7.4200e-003	872.2787
Total		**6,403.2458**	**0.2644**	**0.0547**	**6,426.1536**

5.3 Energy by Land Use - Electricity

Mitigated

	Electricity Use	Total CO2	CH4	N2O	CO2e
Land Use	kWh/yr	MT/yr			
Other Asphalt Surfaces	0	0.0000	0.0000	0.0000	0.0000
Parking Lot	164500	52.4132	2.1600e-003	4.5000e-004	52.6007
Refrigerated Warehouse-No Rail	1.72043e+007	5,481.6633	0.2263	0.0468	5,501.2742
Unrefrigerated Warehouse-No Rail	2.72791e+006	869.1693	0.0359	7.4200e-003	872.2787
Total		**6,403.2458**	**0.2644**	**0.0547**	**6,426.1536**

6.0 Area Detail

6.1 Mitigation Measures Area

	ROG	NOx	CO	SO2	Fugitive PM10	Exhaust PM10	PM10 Total	Fugitive PM2.5	Exhaust PM2.5	PM2.5 Total	Bio- CO2	NBio- CO2	Total CO2	CH4	N2O	CO2e
Category	tons/yr										MT/yr					
Mitigated	6.6655	4.2000e-004	0.0458	0.0000		1.6000e-004	1.6000e-004		1.6000e-004	1.6000e-004	0.0000	0.0890	0.0890	2.3000e-004	0.0000	0.0948
Unmitigated	6.6655	4.2000e-004	0.0458	0.0000		1.6000e-004	1.6000e-004		1.6000e-004	1.6000e-004	0.0000	0.0890	0.0890	2.3000e-004	0.0000	0.0948

6.2 Area by SubCategory

Unmitigated

	ROG	NOx	CO	SO2	Fugitive PM10	Exhaust PM10	PM10 Total	Fugitive PM2.5	Exhaust PM2.5	PM2.5 Total	Bio- CO2	NBio- CO2	Total CO2	CH4	N2O	CO2e
SubCategory	tons/yr										MT/yr					
Architectural Coating	0.7636					0.0000	0.0000		0.0000	0.0000	0.0000	0.0000	0.0000	0.0000	0.0000	0.0000
Consumer Products	5.8976					0.0000	0.0000		0.0000	0.0000	0.0000	0.0000	0.0000	0.0000	0.0000	0.0000
Landscaping	4.2600e-003	4.2000e-004	0.0458	0.0000		1.6000e-004	1.6000e-004		1.6000e-004	1.6000e-004	0.0000	0.0890	0.0890	2.3000e-004	0.0000	0.0948
Total	**6.6655**	**4.2000e-004**	**0.0458**	**0.0000**		**1.6000e-004**	**1.6000e-004**		**1.6000e-004**	**1.6000e-004**	**0.0000**	**0.0890**	**0.0890**	**2.3000e-004**	**0.0000**	**0.0948**

6.2 Area by SubCategory

Mitigated

	ROG	NOx	CO	SO2	Fugitive PM10	Exhaust PM10	PM10 Total	Fugitive PM2.5	Exhaust PM2.5	PM2.5 Total	Bio- CO2	NBio- CO2	Total CO2	CH4	N2O	CO2e
SubCategory	tons/yr										MT/yr					
Architectural Coating	0.7636					0.0000	0.0000		0.0000	0.0000	0.0000	0.0000	0.0000	0.0000	0.0000	0.0000
Consumer Products	5.8976					0.0000	0.0000		0.0000	0.0000	0.0000	0.0000	0.0000	0.0000	0.0000	0.0000
Landscaping	4.2600e-003	4.2000e-004	0.0458	0.0000		1.6000e-004	1.6000e-004		1.6000e-004	1.6000e-004	0.0000	0.0890	0.0890	2.3000e-004	0.0000	0.0948
Total	**6.6655**	**4.2000e-004**	**0.0458**	**0.0000**		**1.6000e-004**	**1.6000e-004**		**1.6000e-004**	**1.6000e-004**	**0.0000**	**0.0890**	**0.0890**	**2.3000e-004**	**0.0000**	**0.0948**

7.0 Water Detail

7.1 Mitigation Measures Water

	Total CO2	CH4	N2O	CO2e
Category	MT/yr			
Mitigated	69.0246	0.4355	0.0108	83.1212
Unmitigated	69.0246	0.4355	0.0108	83.1212

7.2 Water by Land Use

Unmitigated

	Indoor/Outdoor Use	Total CO2	CH4	N2O	CO2e
Land Use	Mgal	MT/yr			
Other Asphalt Surfaces	0 / 0	0.0000	0.0000	0.0000	0.0000
Parking Lot	0 / 0	0.0000	0.0000	0.0000	0.0000
Refrigerated Warehouse-No Rail	0 / 0	0.0000	0.0000	0.0000	0.0000
Unrefrigerated Warehouse-No Rail	13.2816 / 2.74261	69.0246	0.4355	0.0108	83.1212
Total		**69.0246**	**0.4355**	**0.0108**	**83.1212**

7.2 Water by Land Use

Mitigated

	Indoor/Outdoor Use	Total CO2	CH4	N2O	CO2e
Land Use	Mgal	MT/yr			
Other Asphalt Surfaces	0 / 0	0.0000	0.0000	0.0000	0.0000
Parking Lot	0 / 0	0.0000	0.0000	0.0000	0.0000
Refrigerated Warehouse-No Rail	0 / 0	0.0000	0.0000	0.0000	0.0000
Unrefrigerated Warehouse-No Rail	13.2816 / 2.74261	69.0246	0.4355	0.0108	83.1212
Total		**69.0246**	**0.4355**	**0.0108**	**83.1212**

8.0 Waste Detail

8.1 Mitigation Measures Waste

Category/Year

	Total CO2	CH4	N2O	CO2e
	MT/yr			
Mitigated	307.0888	18.1484	0.0000	760.7995
Unmitigated	307.0888	18.1484	0.0000	760.7995

8.2 Waste by Land Use

Unmitigated

	Waste Disposed	Total CO2	CH4	N2O	CO2e
Land Use	tons	MT/yr			
Other Asphalt Surfaces	0	0.0000	0.0000	0.0000	0.0000
Parking Lot	0	0.0000	0.0000	0.0000	0.0000
Refrigerated Warehouse-No Rail	756.41	153.5444	9.0742	0.0000	380.3997
Unrefrigerated Warehouse-No Rail	756.41	153.5444	9.0742	0.0000	380.3997
Total		**307.0888**	**18.1484**	**0.0000**	**760.7995**

8.2 Waste by Land Use

Mitigated

	Waste Disposed	Total CO2	CH4	N2O	CO2e
Land Use	tons	MT/yr			
Other Asphalt Surfaces	0	0.0000	0.0000	0.0000	0.0000
Parking Lot	0	0.0000	0.0000	0.0000	0.0000
Refrigerated Warehouse-No Rail	756.41	153.5444	9.0742	0.0000	380.3997
Unrefrigerated Warehouse-No Rail	756.41	153.5444	9.0742	0.0000	380.3997
Total		**307.0888**	**18.1484**	**0.0000**	**760.7995**

9.0 Operational Offroad

Equipment Type	Number	Hours/Day	Days/Year	Horse Power	Load Factor	Fuel Type
Tractors/Loaders/Backhoes	6	4.00	365	200	0.37	CNG

UnMitigated/Mitigated

	ROG	NOx	CO	SO2	Fugitive PM10	Exhaust PM10	PM10 Total	Fugitive PM2.5	Exhaust PM2.5	PM2.5 Total	Bio- CO2	NBio- CO2	Total CO2	CH4	N2O	CO2e
Equipment Type	tons/yr										MT/yr					
Tractors/Loaders/ Backhoes	0.1336	1.3881	0.8307	3.4700e-003		0.0479	0.0479		0.0441	0.0441	0.0000	304.7529	304.7529	0.0986	0.0000	307.2170
Total	**0.1336**	**1.3881**	**0.8307**	**3.4700e-003**		**0.0479**	**0.0479**		**0.0441**	**0.0441**	**0.0000**	**304.7529**	**304.7529**	**0.0986**	**0.0000**	**307.2170**

10.0 Stationary Equipment

Fire Pumps and Emergency Generators

Equipment Type	Number	Hours/Day	Hours/Year	Horse Power	Load Factor	Fuel Type

Boilers

Equipment Type	Number	Heat Input/Day	Heat Input/Year	Boiler Rating	Fuel Type

User Defined Equipment

Equipment Type	Number

11.0 Vegetation

This page intentionally left blank

APPENDIX 3.3:

CALEEMOD PROJECT ANNUAL OPERATIONAL (TRUCKS) EMISSIONS MODEL OUTPUTS

GLC Fullerton (Operations - Trucks)

Orange County, Annual

1.0 Project Characteristics

1.1 Land Usage

Land Uses	Size	Metric	Lot Acreage	Floor Surface Area	Population
Refrigerated Warehouse-No Rail	804.69	1000sqft	18.47	804,692.00	0
Unrefrigerated Warehouse-No Rail	804.69	1000sqft	18.47	804,692.00	0
Other Asphalt Surfaces	800.13	1000sqft	18.37	800,133.00	0
Parking Lot	1,175.00	Space	10.79	470,000.00	0

1.2 Other Project Characteristics

Urbanization	Urban	**Wind Speed (m/s)**	2.2	**Precipitation Freq (Days)**	30
Climate Zone	8			**Operational Year**	2022
Utility Company	Southern California Edison				
CO2 Intensity (lb/MWhr)	702.44	**CH4 Intensity (lb/MWhr)**	0.029	**N2O Intensity (lb/MWhr)**	0.006

1.3 User Entered Comments & Non-Default Data

GLC Fullerton (Operations - Trucks) - Orange County, Annual

Project Characteristics -

Land Use - Total Project net area is approximately 66.10 Acres.

Construction Phase - Operations Run Only.

Off-road Equipment - Operations Run Only.

Trips and VMT - Operations Run Only.

Vehicle Trips - Trip Characteristics based on information provided in the Goodman Logistics Center Traffic Impact Analysis by Urban Crossroads, Inc.

Area Coating -

Energy Use - The project will design building shells and building components to meet 2019 Title 24 Standards which expects 30% less energy for nonresidential uses.

Water And Wastewater - Water Usage based on information provided in the WSA.

Operational Off-Road Equipment - Based on SCAQMD High Cube Warehouse Truck Trip Study White Paper Summary of Busniess Survey Results (2014)

Fleet Mix - Operations Run Only.

Vehicle Emission Factors - EMFAC2017

Vehicle Emission Factors - EMFAC2017

Vehicle Emission Factors - EMFAC2017

Table Name	Column Name	Default Value	New Value
tblConstructionPhase	NumDays	70.00	0.00
tblEnergyUse	LightingElect	2.74	1.92
tblEnergyUse	LightingElect	1.96	1.37
tblEnergyUse	T24E	0.29	0.20
tblEnergyUse	T24E	0.59	0.41
tblEnergyUse	T24NG	0.86	0.60
tblEnergyUse	T24NG	3.88	2.72
tblFleetMix	HHD	0.02	0.54
tblFleetMix	HHD	0.02	0.79
tblFleetMix	LDA	0.56	0.00
tblFleetMix	LDA	0.56	0.00

tblFleetMix	LDT1	0.04	0.00
tblFleetMix	LDT1	0.04	0.00
tblFleetMix	LDT2	0.21	0.00
tblFleetMix	LDT2	0.21	0.00
tblFleetMix	LHD1	0.02	0.35
tblFleetMix	LHD1	0.02	0.11
tblFleetMix	LHD2	5.7950e-003	0.00
tblFleetMix	LHD2	5.7950e-003	0.00
tblFleetMix	MCY	4.9260e-003	0.00
tblFleetMix	MCY	4.9260e-003	0.00
tblFleetMix	MDV	0.11	0.00
tblFleetMix	MDV	0.11	0.00
tblFleetMix	MH	9.3400e-004	0.00
tblFleetMix	MH	9.3400e-004	0.00
tblFleetMix	MHD	0.03	0.11
tblFleetMix	MHD	0.03	0.11
tblFleetMix	OBUS	1.7470e-003	0.00
tblFleetMix	OBUS	1.7470e-003	0.00
tblFleetMix	SBUS	5.9400e-004	0.00
tblFleetMix	SBUS	5.9400e-004	0.00
tblFleetMix	UBUS	1.5420e-003	0.00
tblFleetMix	UBUS	1.5420e-003	0.00
tblLandUse	LotAcreage	10.57	10.79
tblOffRoadEquipment	OffRoadEquipmentUnitAmount	1.00	0.00
tblOffRoadEquipment	OffRoadEquipmentUnitAmount	3.00	0.00
tblOffRoadEquipment	OffRoadEquipmentUnitAmount	2.00	0.00
tblOperationalOffRoadEquipment	OperDaysPerYear	260.00	365.00

GLC Fullerton (Operations - Trucks) - Orange County, Annual

tblOperationalOffRoadEquipment	OperFuelType	Diesel	CNG
tblOperationalOffRoadEquipment	OperHorsePower	97.00	200.00
tblOperationalOffRoadEquipment	OperHoursPerDay	8.00	4.00
tblOperationalOffRoadEquipment	OperOffRoadEquipmentNumber	0.00	6.00
tblVehicleEF	HHD	0.58	0.03
tblVehicleEF	HHD	0.16	0.14
tblVehicleEF	HHD	0.07	1.0000e-006
tblVehicleEF	HHD	2.24	5.67
tblVehicleEF	HHD	1.31	0.71
tblVehicleEF	HHD	4.03	0.01
tblVehicleEF	HHD	4,069.38	1,071.37
tblVehicleEF	HHD	1,661.35	1,472.58
tblVehicleEF	HHD	12.98	0.08
tblVehicleEF	HHD	18.80	5.84
tblVehicleEF	HHD	3.54	3.30
tblVehicleEF	HHD	0.02	3.7940e-003
tblVehicleEF	HHD	0.06	0.06
tblVehicleEF	HHD	0.03	0.04
tblVehicleEF	HHD	0.01	0.03
tblVehicleEF	HHD	1.1900e-004	1.0000e-006
tblVehicleEF	HHD	0.02	3.6300e-003
tblVehicleEF	HHD	0.03	0.03
tblVehicleEF	HHD	8.6720e-003	8.7660e-003
tblVehicleEF	HHD	0.01	0.03
tblVehicleEF	HHD	1.0900e-004	1.0000e-006
tblVehicleEF	HHD	1.1400e-004	5.0000e-006
tblVehicleEF	HHD	4.7360e-003	2.0100e-004

tblVehicleEF	HHD	0.53	0.41
tblVehicleEF	HHD	8.6000e-005	3.0000e-006
tblVehicleEF	HHD	0.12	0.07
tblVehicleEF	HHD	4.2900e-004	9.3000e-004
tblVehicleEF	HHD	0.09	4.0000e-006
tblVehicleEF	HHD	0.04	9.8130e-003
tblVehicleEF	HHD	0.01	0.01
tblVehicleEF	HHD	1.9600e-004	1.0000e-006
tblVehicleEF	HHD	1.1400e-004	5.0000e-006
tblVehicleEF	HHD	4.7360e-003	2.0100e-004
tblVehicleEF	HHD	0.64	0.47
tblVehicleEF	HHD	8.6000e-005	3.0000e-006
tblVehicleEF	HHD	0.30	0.22
tblVehicleEF	HHD	4.2900e-004	9.3000e-004
tblVehicleEF	HHD	0.10	5.0000e-006
tblVehicleEF	HHD	0.55	0.03
tblVehicleEF	HHD	0.16	0.14
tblVehicleEF	HHD	0.07	1.0000e-006
tblVehicleEF	HHD	1.62	5.55
tblVehicleEF	HHD	1.31	0.71
tblVehicleEF	HHD	3.84	0.01
tblVehicleEF	HHD	4,310.95	1,068.30
tblVehicleEF	HHD	1,661.35	1,472.58
tblVehicleEF	HHD	12.98	0.08
tblVehicleEF	HHD	19.40	5.67
tblVehicleEF	HHD	3.35	3.12
tblVehicleEF	HHD	0.01	3.3070e-003

tblVehicleEF	HHD	0.06	0.06
tblVehicleEF	HHD	0.03	0.04
tblVehicleEF	HHD	0.01	0.03
tblVehicleEF	HHD	1.1900e-004	1.0000e-006
tblVehicleEF	HHD	0.01	3.1640e-003
tblVehicleEF	HHD	0.03	0.03
tblVehicleEF	HHD	8.6720e-003	8.7660e-003
tblVehicleEF	HHD	0.01	0.03
tblVehicleEF	HHD	1.0900e-004	1.0000e-006
tblVehicleEF	HHD	1.6300e-004	7.0000e-006
tblVehicleEF	HHD	4.8280e-003	2.0400e-004
tblVehicleEF	HHD	0.50	0.43
tblVehicleEF	HHD	1.2000e-004	5.0000e-006
tblVehicleEF	HHD	0.12	0.07
tblVehicleEF	HHD	4.1400e-004	9.1300e-004
tblVehicleEF	HHD	0.09	4.0000e-006
tblVehicleEF	HHD	0.04	9.7840e-003
tblVehicleEF	HHD	0.01	0.01
tblVehicleEF	HHD	1.9300e-004	1.0000e-006
tblVehicleEF	HHD	1.6300e-004	7.0000e-006
tblVehicleEF	HHD	4.8280e-003	2.0400e-004
tblVehicleEF	HHD	0.60	0.50
tblVehicleEF	HHD	1.2000e-004	5.0000e-006
tblVehicleEF	HHD	0.30	0.22
tblVehicleEF	HHD	4.1400e-004	9.1300e-004
tblVehicleEF	HHD	0.10	4.0000e-006
tblVehicleEF	HHD	0.63	0.02

tblVehicleEF	HHD	0.16	2.9240e-003
tblVehicleEF	HHD	0.07	1.0000e-006
tblVehicleEF	HHD	3.08	5.67
tblVehicleEF	HHD	1.30	0.31
tblVehicleEF	HHD	4.07	0.01
tblVehicleEF	HHD	3,735.78	1,043.04
tblVehicleEF	HHD	1,661.35	1,373.81
tblVehicleEF	HHD	12.98	0.08
tblVehicleEF	HHD	17.96	5.87
tblVehicleEF	HHD	3.48	3.16
tblVehicleEF	HHD	0.02	4.0580e-003
tblVehicleEF	HHD	0.06	0.06
tblVehicleEF	HHD	0.03	0.03
tblVehicleEF	HHD	0.01	0.03
tblVehicleEF	HHD	1.1900e-004	1.0000e-006
tblVehicleEF	HHD	0.02	3.8830e-003
tblVehicleEF	HHD	0.03	0.03
tblVehicleEF	HHD	8.6720e-003	8.5030e-003
tblVehicleEF	HHD	0.01	0.03
tblVehicleEF	HHD	1.0900e-004	1.0000e-006
tblVehicleEF	HHD	1.1200e-004	5.0000e-006
tblVehicleEF	HHD	5.0860e-003	2.2300e-004
tblVehicleEF	HHD	0.58	0.38
tblVehicleEF	HHD	8.6000e-005	4.0000e-006
tblVehicleEF	HHD	0.12	0.06
tblVehicleEF	HHD	4.6600e-004	9.9300e-004
tblVehicleEF	HHD	0.09	4.0000e-006

tblVehicleEF	HHD	0.03	9.8540e-003
tblVehicleEF	HHD	0.01	0.01
tblVehicleEF	HHD	1.9600e-004	1.0000e-006
tblVehicleEF	HHD	1.1200e-004	5.0000e-006
tblVehicleEF	HHD	5.0860e-003	2.2300e-004
tblVehicleEF	HHD	0.69	0.43
tblVehicleEF	HHD	8.6000e-005	4.0000e-006
tblVehicleEF	HHD	0.30	0.07
tblVehicleEF	HHD	4.6600e-004	9.9300e-004
tblVehicleEF	HHD	0.10	5.0000e-006
tblVehicleEF	LDA	3.9360e-003	2.3280e-003
tblVehicleEF	LDA	4.5350e-003	0.05
tblVehicleEF	LDA	0.55	0.63
tblVehicleEF	LDA	1.00	2.05
tblVehicleEF	LDA	252.97	257.52
tblVehicleEF	LDA	56.16	52.62
tblVehicleEF	LDA	0.04	0.03
tblVehicleEF	LDA	1.8750e-003	1.5810e-003
tblVehicleEF	LDA	2.2640e-003	1.8330e-003
tblVehicleEF	LDA	1.7270e-003	1.4560e-003
tblVehicleEF	LDA	2.0810e-003	1.6860e-003
tblVehicleEF	LDA	0.03	0.05
tblVehicleEF	LDA	0.09	0.09
tblVehicleEF	LDA	0.03	0.05
tblVehicleEF	LDA	9.9340e-003	8.8060e-003
tblVehicleEF	LDA	0.04	0.20
tblVehicleEF	LDA	0.06	0.21

tblVehicleEF	LDA	2.5330e-003	2.5470e-003
tblVehicleEF	LDA	5.7800e-004	5.2100e-004
tblVehicleEF	LDA	0.03	0.05
tblVehicleEF	LDA	0.09	0.09
tblVehicleEF	LDA	0.03	0.05
tblVehicleEF	LDA	0.01	0.01
tblVehicleEF	LDA	0.04	0.20
tblVehicleEF	LDA	0.07	0.23
tblVehicleEF	LDA	4.1570e-003	2.4790e-003
tblVehicleEF	LDA	4.0770e-003	0.04
tblVehicleEF	LDA	0.60	0.68
tblVehicleEF	LDA	0.87	1.77
tblVehicleEF	LDA	263.60	268.06
tblVehicleEF	LDA	56.16	52.11
tblVehicleEF	LDA	0.04	0.03
tblVehicleEF	LDA	1.8750e-003	1.5810e-003
tblVehicleEF	LDA	2.2640e-003	1.8330e-003
tblVehicleEF	LDA	1.7270e-003	1.4560e-003
tblVehicleEF	LDA	2.0810e-003	1.6860e-003
tblVehicleEF	LDA	0.05	0.07
tblVehicleEF	LDA	0.09	0.09
tblVehicleEF	LDA	0.04	0.06
tblVehicleEF	LDA	0.01	9.2950e-003
tblVehicleEF	LDA	0.04	0.19
tblVehicleEF	LDA	0.05	0.19
tblVehicleEF	LDA	2.6400e-003	2.6520e-003
tblVehicleEF	LDA	5.7600e-004	5.1600e-004

tblVehicleEF	LDA	0.05	0.07
tblVehicleEF	LDA	0.09	0.09
tblVehicleEF	LDA	0.04	0.06
tblVehicleEF	LDA	0.02	0.01
tblVehicleEF	LDA	0.04	0.19
tblVehicleEF	LDA	0.06	0.21
tblVehicleEF	LDA	3.8610e-003	2.2810e-003
tblVehicleEF	LDA	4.6290e-003	0.05
tblVehicleEF	LDA	0.53	0.61
tblVehicleEF	LDA	1.03	2.12
tblVehicleEF	LDA	249.05	253.63
tblVehicleEF	LDA	56.16	52.74
tblVehicleEF	LDA	0.04	0.03
tblVehicleEF	LDA	1.8750e-003	1.5810e-003
tblVehicleEF	LDA	2.2640e-003	1.8330e-003
tblVehicleEF	LDA	1.7270e-003	1.4560e-003
tblVehicleEF	LDA	2.0810e-003	1.6860e-003
tblVehicleEF	LDA	0.03	0.05
tblVehicleEF	LDA	0.09	0.10
tblVehicleEF	LDA	0.03	0.05
tblVehicleEF	LDA	9.7480e-003	8.6410e-003
tblVehicleEF	LDA	0.04	0.23
tblVehicleEF	LDA	0.06	0.21
tblVehicleEF	LDA	2.4930e-003	2.5090e-003
tblVehicleEF	LDA	5.7900e-004	5.2200e-004
tblVehicleEF	LDA	0.03	0.05
tblVehicleEF	LDA	0.09	0.10

tblVehicleEF	LDA	0.03	0.05
tblVehicleEF	LDA	0.01	0.01
tblVehicleEF	LDA	0.04	0.23
tblVehicleEF	LDA	0.07	0.23
tblVehicleEF	LDT1	8.9890e-003	5.4220e-003
tblVehicleEF	LDT1	0.01	0.07
tblVehicleEF	LDT1	1.10	1.13
tblVehicleEF	LDT1	2.48	2.25
tblVehicleEF	LDT1	313.91	304.64
tblVehicleEF	LDT1	69.94	63.35
tblVehicleEF	LDT1	0.10	0.09
tblVehicleEF	LDT1	2.4600e-003	2.1320e-003
tblVehicleEF	LDT1	3.1560e-003	2.4680e-003
tblVehicleEF	LDT1	2.2640e-003	1.9610e-003
tblVehicleEF	LDT1	2.9020e-003	2.2690e-003
tblVehicleEF	LDT1	0.11	0.11
tblVehicleEF	LDT1	0.24	0.18
tblVehicleEF	LDT1	0.10	0.10
tblVehicleEF	LDT1	0.02	0.02
tblVehicleEF	LDT1	0.15	0.62
tblVehicleEF	LDT1	0.17	0.33
tblVehicleEF	LDT1	3.1510e-003	3.0150e-003
tblVehicleEF	LDT1	7.4300e-004	6.2700e-004
tblVehicleEF	LDT1	0.11	0.11
tblVehicleEF	LDT1	0.24	0.18
tblVehicleEF	LDT1	0.10	0.10
tblVehicleEF	LDT1	0.03	0.03

tblVehicleEF	LDT1	0.15	0.62
tblVehicleEF	LDT1	0.19	0.36
tblVehicleEF	LDT1	9.4340e-003	5.7300e-003
tblVehicleEF	LDT1	0.01	0.06
tblVehicleEF	LDT1	1.18	1.23
tblVehicleEF	LDT1	2.14	1.93
tblVehicleEF	LDT1	326.59	315.43
tblVehicleEF	LDT1	69.94	62.74
tblVehicleEF	LDT1	0.09	0.08
tblVehicleEF	LDT1	2.4600e-003	2.1320e-003
tblVehicleEF	LDT1	3.1560e-003	2.4680e-003
tblVehicleEF	LDT1	2.2640e-003	1.9610e-003
tblVehicleEF	LDT1	2.9020e-003	2.2690e-003
tblVehicleEF	LDT1	0.16	0.17
tblVehicleEF	LDT1	0.25	0.19
tblVehicleEF	LDT1	0.13	0.14
tblVehicleEF	LDT1	0.02	0.02
tblVehicleEF	LDT1	0.14	0.57
tblVehicleEF	LDT1	0.15	0.29
tblVehicleEF	LDT1	3.2790e-003	3.1210e-003
tblVehicleEF	LDT1	7.3700e-004	6.2100e-004
tblVehicleEF	LDT1	0.16	0.17
tblVehicleEF	LDT1	0.25	0.19
tblVehicleEF	LDT1	0.13	0.14
tblVehicleEF	LDT1	0.03	0.04
tblVehicleEF	LDT1	0.14	0.57
tblVehicleEF	LDT1	0.17	0.32

tblVehicleEF	LDT1	8.8330e-003	5.3230e-003
tblVehicleEF	LDT1	0.01	0.07
tblVehicleEF	LDT1	1.06	1.10
tblVehicleEF	LDT1	2.56	2.31
tblVehicleEF	LDT1	309.22	300.66
tblVehicleEF	LDT1	69.94	63.48
tblVehicleEF	LDT1	0.10	0.09
tblVehicleEF	LDT1	2.4600e-003	2.1320e-003
tblVehicleEF	LDT1	3.1560e-003	2.4680e-003
tblVehicleEF	LDT1	2.2640e-003	1.9610e-003
tblVehicleEF	LDT1	2.9020e-003	2.2690e-003
tblVehicleEF	LDT1	0.11	0.12
tblVehicleEF	LDT1	0.27	0.20
tblVehicleEF	LDT1	0.10	0.10
tblVehicleEF	LDT1	0.02	0.02
tblVehicleEF	LDT1	0.18	0.73
tblVehicleEF	LDT1	0.17	0.33
tblVehicleEF	LDT1	3.1040e-003	2.9750e-003
tblVehicleEF	LDT1	7.4400e-004	6.2800e-004
tblVehicleEF	LDT1	0.11	0.12
tblVehicleEF	LDT1	0.27	0.20
tblVehicleEF	LDT1	0.10	0.10
tblVehicleEF	LDT1	0.03	0.03
tblVehicleEF	LDT1	0.18	0.73
tblVehicleEF	LDT1	0.19	0.37
tblVehicleEF	LDT2	5.3680e-003	3.6520e-003
tblVehicleEF	LDT2	5.9420e-003	0.06

tblVehicleEF	LDT2	0.70	0.85
tblVehicleEF	LDT2	1.29	2.61
tblVehicleEF	LDT2	356.05	329.20
tblVehicleEF	LDT2	79.07	68.88
tblVehicleEF	LDT2	0.06	0.06
tblVehicleEF	LDT2	1.8190e-003	1.5690e-003
tblVehicleEF	LDT2	2.2300e-003	1.7540e-003
tblVehicleEF	LDT2	1.6730e-003	1.4440e-003
tblVehicleEF	LDT2	2.0500e-003	1.6130e-003
tblVehicleEF	LDT2	0.04	0.07
tblVehicleEF	LDT2	0.10	0.12
tblVehicleEF	LDT2	0.05	0.07
tblVehicleEF	LDT2	0.01	0.01
tblVehicleEF	LDT2	0.06	0.38
tblVehicleEF	LDT2	0.08	0.29
tblVehicleEF	LDT2	3.5650e-003	3.2570e-003
tblVehicleEF	LDT2	8.1200e-004	6.8200e-004
tblVehicleEF	LDT2	0.04	0.07
tblVehicleEF	LDT2	0.10	0.12
tblVehicleEF	LDT2	0.05	0.07
tblVehicleEF	LDT2	0.02	0.02
tblVehicleEF	LDT2	0.06	0.38
tblVehicleEF	LDT2	0.09	0.32
tblVehicleEF	LDT2	5.6680e-003	3.8780e-003
tblVehicleEF	LDT2	5.3490e-003	0.06
tblVehicleEF	LDT2	0.76	0.92
tblVehicleEF	LDT2	1.12	2.24

tblVehicleEF	LDT2	370.66	339.75
tblVehicleEF	LDT2	79.07	68.21
tblVehicleEF	LDT2	0.06	0.06
tblVehicleEF	LDT2	1.8190e-003	1.5690e-003
tblVehicleEF	LDT2	2.2300e-003	1.7540e-003
tblVehicleEF	LDT2	1.6730e-003	1.4440e-003
tblVehicleEF	LDT2	2.0500e-003	1.6130e-003
tblVehicleEF	LDT2	0.06	0.10
tblVehicleEF	LDT2	0.10	0.12
tblVehicleEF	LDT2	0.06	0.10
tblVehicleEF	LDT2	0.01	0.02
tblVehicleEF	LDT2	0.05	0.36
tblVehicleEF	LDT2	0.07	0.26
tblVehicleEF	LDT2	3.7120e-003	3.3610e-003
tblVehicleEF	LDT2	8.0900e-004	6.7500e-004
tblVehicleEF	LDT2	0.06	0.10
tblVehicleEF	LDT2	0.10	0.12
tblVehicleEF	LDT2	0.06	0.10
tblVehicleEF	LDT2	0.02	0.02
tblVehicleEF	LDT2	0.05	0.36
tblVehicleEF	LDT2	0.08	0.29
tblVehicleEF	LDT2	5.2670e-003	3.5810e-003
tblVehicleEF	LDT2	6.0640e-003	0.07
tblVehicleEF	LDT2	0.68	0.82
tblVehicleEF	LDT2	1.32	2.68
tblVehicleEF	LDT2	350.66	325.31
tblVehicleEF	LDT2	79.07	69.03

tblVehicleEF	LDT2	0.06	0.06
tblVehicleEF	LDT2	1.8190e-003	1.5690e-003
tblVehicleEF	LDT2	2.2300e-003	1.7540e-003
tblVehicleEF	LDT2	1.6730e-003	1.4440e-003
tblVehicleEF	LDT2	2.0500e-003	1.6130e-003
tblVehicleEF	LDT2	0.04	0.07
tblVehicleEF	LDT2	0.11	0.13
tblVehicleEF	LDT2	0.05	0.07
tblVehicleEF	LDT2	0.01	0.01
tblVehicleEF	LDT2	0.07	0.45
tblVehicleEF	LDT2	0.08	0.30
tblVehicleEF	LDT2	3.5110e-003	3.2180e-003
tblVehicleEF	LDT2	8.1300e-004	6.8300e-004
tblVehicleEF	LDT2	0.04	0.07
tblVehicleEF	LDT2	0.11	0.13
tblVehicleEF	LDT2	0.05	0.07
tblVehicleEF	LDT2	0.02	0.02
tblVehicleEF	LDT2	0.07	0.45
tblVehicleEF	LDT2	0.09	0.33
tblVehicleEF	LHD1	5.4230e-003	5.5990e-003
tblVehicleEF	LHD1	9.3000e-003	4.5130e-003
tblVehicleEF	LHD1	0.02	0.02
tblVehicleEF	LHD1	0.15	0.19
tblVehicleEF	LHD1	0.70	0.51
tblVehicleEF	LHD1	2.36	1.04
tblVehicleEF	LHD1	9.04	9.00
tblVehicleEF	LHD1	595.62	655.78

tblVehicleEF	LHD1	32.10	12.06
tblVehicleEF	LHD1	0.08	0.06
tblVehicleEF	LHD1	1.16	0.73
tblVehicleEF	LHD1	8.6900e-004	7.8400e-004
tblVehicleEF	LHD1	0.01	9.7030e-003
tblVehicleEF	LHD1	0.01	6.9260e-003
tblVehicleEF	LHD1	8.6500e-004	2.4300e-004
tblVehicleEF	LHD1	8.3100e-004	7.5100e-004
tblVehicleEF	LHD1	2.5300e-003	2.4260e-003
tblVehicleEF	LHD1	9.6520e-003	6.6010e-003
tblVehicleEF	LHD1	7.9500e-004	2.2400e-004
tblVehicleEF	LHD1	2.7120e-003	2.1290e-003
tblVehicleEF	LHD1	0.09	0.07
tblVehicleEF	LHD1	0.02	0.02
tblVehicleEF	LHD1	1.7400e-003	1.3620e-003
tblVehicleEF	LHD1	0.06	0.04
tblVehicleEF	LHD1	0.28	0.44
tblVehicleEF	LHD1	0.24	0.07
tblVehicleEF	LHD1	9.1000e-005	8.7000e-005
tblVehicleEF	LHD1	5.8430e-003	6.4010e-003
tblVehicleEF	LHD1	3.6600e-004	1.1900e-004
tblVehicleEF	LHD1	2.7120e-003	2.1290e-003
tblVehicleEF	LHD1	0.09	0.07
tblVehicleEF	LHD1	0.02	0.03
tblVehicleEF	LHD1	1.7400e-003	1.3620e-003
tblVehicleEF	LHD1	0.07	0.05
tblVehicleEF	LHD1	0.28	0.44

tblVehicleEF	LHD1	0.27	0.08
tblVehicleEF	LHD1	5.4230e-003	5.6110e-003
tblVehicleEF	LHD1	9.4800e-003	4.5890e-003
tblVehicleEF	LHD1	0.02	0.01
tblVehicleEF	LHD1	0.15	0.19
tblVehicleEF	LHD1	0.71	0.52
tblVehicleEF	LHD1	2.26	1.00
tblVehicleEF	LHD1	9.04	9.00
tblVehicleEF	LHD1	595.62	655.80
tblVehicleEF	LHD1	32.10	11.99
tblVehicleEF	LHD1	0.08	0.06
tblVehicleEF	LHD1	1.10	0.69
tblVehicleEF	LHD1	8.6900e-004	7.8400e-004
tblVehicleEF	LHD1	0.01	9.7030e-003
tblVehicleEF	LHD1	0.01	6.9260e-003
tblVehicleEF	LHD1	8.6500e-004	2.4300e-004
tblVehicleEF	LHD1	8.3100e-004	7.5100e-004
tblVehicleEF	LHD1	2.5300e-003	2.4260e-003
tblVehicleEF	LHD1	9.6520e-003	6.6010e-003
tblVehicleEF	LHD1	7.9500e-004	2.2400e-004
tblVehicleEF	LHD1	3.7830e-003	2.9790e-003
tblVehicleEF	LHD1	0.09	0.07
tblVehicleEF	LHD1	0.02	0.02
tblVehicleEF	LHD1	2.3550e-003	1.8560e-003
tblVehicleEF	LHD1	0.06	0.04
tblVehicleEF	LHD1	0.27	0.43
tblVehicleEF	LHD1	0.23	0.07

tblVehicleEF	LHD1	9.1000e-005	8.7000e-005
tblVehicleEF	LHD1	5.8430e-003	6.4020e-003
tblVehicleEF	LHD1	3.6400e-004	1.1900e-004
tblVehicleEF	LHD1	3.7830e-003	2.9790e-003
tblVehicleEF	LHD1	0.09	0.07
tblVehicleEF	LHD1	0.02	0.03
tblVehicleEF	LHD1	2.3550e-003	1.8560e-003
tblVehicleEF	LHD1	0.07	0.05
tblVehicleEF	LHD1	0.27	0.43
tblVehicleEF	LHD1	0.26	0.08
tblVehicleEF	LHD1	5.4230e-003	5.5970e-003
tblVehicleEF	LHD1	9.2520e-003	4.4920e-003
tblVehicleEF	LHD1	0.02	0.02
tblVehicleEF	LHD1	0.15	0.19
tblVehicleEF	LHD1	0.70	0.51
tblVehicleEF	LHD1	2.38	1.05
tblVehicleEF	LHD1	9.04	9.00
tblVehicleEF	LHD1	595.62	655.78
tblVehicleEF	LHD1	32.10	12.08
tblVehicleEF	LHD1	0.08	0.06
tblVehicleEF	LHD1	1.14	0.72
tblVehicleEF	LHD1	8.6900e-004	7.8400e-004
tblVehicleEF	LHD1	0.01	9.7030e-003
tblVehicleEF	LHD1	0.01	6.9260e-003
tblVehicleEF	LHD1	8.6500e-004	2.4300e-004
tblVehicleEF	LHD1	8.3100e-004	7.5100e-004
tblVehicleEF	LHD1	2.5300e-003	2.4260e-003

tblVehicleEF	LHD1	9.6520e-003	6.6010e-003
tblVehicleEF	LHD1	7.9500e-004	2.2400e-004
tblVehicleEF	LHD1	2.8100e-003	2.2130e-003
tblVehicleEF	LHD1	0.10	0.08
tblVehicleEF	LHD1	0.02	0.02
tblVehicleEF	LHD1	1.7580e-003	1.3810e-003
tblVehicleEF	LHD1	0.06	0.04
tblVehicleEF	LHD1	0.30	0.48
tblVehicleEF	LHD1	0.24	0.07
tblVehicleEF	LHD1	9.1000e-005	8.7000e-005
tblVehicleEF	LHD1	5.8430e-003	6.4010e-003
tblVehicleEF	LHD1	3.6600e-004	1.1900e-004
tblVehicleEF	LHD1	2.8100e-003	2.2130e-003
tblVehicleEF	LHD1	0.10	0.08
tblVehicleEF	LHD1	0.02	0.03
tblVehicleEF	LHD1	1.7580e-003	1.3810e-003
tblVehicleEF	LHD1	0.07	0.05
tblVehicleEF	LHD1	0.30	0.48
tblVehicleEF	LHD1	0.27	0.08
tblVehicleEF	LHD2	3.9700e-003	4.0620e-003
tblVehicleEF	LHD2	3.7300e-003	3.3390e-003
tblVehicleEF	LHD2	8.2200e-003	0.01
tblVehicleEF	LHD2	0.13	0.15
tblVehicleEF	LHD2	0.32	0.37
tblVehicleEF	LHD2	1.26	0.72
tblVehicleEF	LHD2	13.68	13.58
tblVehicleEF	LHD2	611.53	666.20

tblVehicleEF	LHD2	27.56	9.64
tblVehicleEF	LHD2	0.10	0.09
tblVehicleEF	LHD2	0.75	0.83
tblVehicleEF	LHD2	1.1750e-003	1.2260e-003
tblVehicleEF	LHD2	0.01	0.01
tblVehicleEF	LHD2	9.2630e-003	9.8980e-003
tblVehicleEF	LHD2	4.3200e-004	1.4100e-004
tblVehicleEF	LHD2	1.1240e-003	1.1730e-003
tblVehicleEF	LHD2	2.6560e-003	2.6250e-003
tblVehicleEF	LHD2	8.8500e-003	9.4560e-003
tblVehicleEF	LHD2	3.9700e-004	1.3000e-004
tblVehicleEF	LHD2	1.0630e-003	1.3680e-003
tblVehicleEF	LHD2	0.04	0.05
tblVehicleEF	LHD2	0.01	0.02
tblVehicleEF	LHD2	7.2900e-004	8.9600e-004
tblVehicleEF	LHD2	0.04	0.05
tblVehicleEF	LHD2	0.08	0.28
tblVehicleEF	LHD2	0.11	0.05
tblVehicleEF	LHD2	1.3400e-004	1.3000e-004
tblVehicleEF	LHD2	5.9580e-003	6.4500e-003
tblVehicleEF	LHD2	2.9900e-004	9.5000e-005
tblVehicleEF	LHD2	1.0630e-003	1.3680e-003
tblVehicleEF	LHD2	0.04	0.05
tblVehicleEF	LHD2	0.02	0.03
tblVehicleEF	LHD2	7.2900e-004	8.9600e-004
tblVehicleEF	LHD2	0.05	0.05
tblVehicleEF	LHD2	0.08	0.28

tblVehicleEF	LHD2	0.12	0.06
tblVehicleEF	LHD2	3.9700e-003	4.0700e-003
tblVehicleEF	LHD2	3.7710e-003	3.3710e-003
tblVehicleEF	LHD2	7.9600e-003	0.01
tblVehicleEF	LHD2	0.13	0.15
tblVehicleEF	LHD2	0.33	0.37
tblVehicleEF	LHD2	1.21	0.69
tblVehicleEF	LHD2	13.68	13.58
tblVehicleEF	LHD2	611.53	666.20
tblVehicleEF	LHD2	27.56	9.59
tblVehicleEF	LHD2	0.10	0.09
tblVehicleEF	LHD2	0.71	0.79
tblVehicleEF	LHD2	1.1750e-003	1.2260e-003
tblVehicleEF	LHD2	0.01	0.01
tblVehicleEF	LHD2	9.2630e-003	9.8980e-003
tblVehicleEF	LHD2	4.3200e-004	1.4100e-004
tblVehicleEF	LHD2	1.1240e-003	1.1730e-003
tblVehicleEF	LHD2	2.6560e-003	2.6250e-003
tblVehicleEF	LHD2	8.8500e-003	9.4560e-003
tblVehicleEF	LHD2	3.9700e-004	1.3000e-004
tblVehicleEF	LHD2	1.4890e-003	1.9160e-003
tblVehicleEF	LHD2	0.04	0.05
tblVehicleEF	LHD2	0.01	0.02
tblVehicleEF	LHD2	9.9000e-004	1.2200e-003
tblVehicleEF	LHD2	0.04	0.05
tblVehicleEF	LHD2	0.08	0.27
tblVehicleEF	LHD2	0.11	0.05

tblVehicleEF	LHD2	1.3400e-004	1.3000e-004
tblVehicleEF	LHD2	5.9580e-003	6.4500e-003
tblVehicleEF	LHD2	2.9800e-004	9.5000e-005
tblVehicleEF	LHD2	1.4890e-003	1.9160e-003
tblVehicleEF	LHD2	0.04	0.05
tblVehicleEF	LHD2	0.02	0.03
tblVehicleEF	LHD2	9.9000e-004	1.2200e-003
tblVehicleEF	LHD2	0.05	0.05
tblVehicleEF	LHD2	0.08	0.27
tblVehicleEF	LHD2	0.12	0.05
tblVehicleEF	LHD2	3.9700e-003	4.0600e-003
tblVehicleEF	LHD2	3.7190e-003	3.3310e-003
tblVehicleEF	LHD2	8.2730e-003	0.01
tblVehicleEF	LHD2	0.13	0.15
tblVehicleEF	LHD2	0.32	0.37
tblVehicleEF	LHD2	1.27	0.72
tblVehicleEF	LHD2	13.68	13.58
tblVehicleEF	LHD2	611.53	666.20
tblVehicleEF	LHD2	27.56	9.65
tblVehicleEF	LHD2	0.10	0.09
tblVehicleEF	LHD2	0.74	0.82
tblVehicleEF	LHD2	1.1750e-003	1.2260e-003
tblVehicleEF	LHD2	0.01	0.01
tblVehicleEF	LHD2	9.2630e-003	9.8980e-003
tblVehicleEF	LHD2	4.3200e-004	1.4100e-004
tblVehicleEF	LHD2	1.1240e-003	1.1730e-003
tblVehicleEF	LHD2	2.6560e-003	2.6250e-003

tblVehicleEF	LHD2	8.8500e-003	9.4560e-003
tblVehicleEF	LHD2	3.9700e-004	1.3000e-004
tblVehicleEF	LHD2	1.0710e-003	1.3980e-003
tblVehicleEF	LHD2	0.04	0.05
tblVehicleEF	LHD2	0.01	0.02
tblVehicleEF	LHD2	7.2500e-004	8.9100e-004
tblVehicleEF	LHD2	0.04	0.05
tblVehicleEF	LHD2	0.09	0.31
tblVehicleEF	LHD2	0.11	0.05
tblVehicleEF	LHD2	1.3400e-004	1.3000e-004
tblVehicleEF	LHD2	5.9580e-003	6.4500e-003
tblVehicleEF	LHD2	2.9900e-004	9.5000e-005
tblVehicleEF	LHD2	1.0710e-003	1.3980e-003
tblVehicleEF	LHD2	0.04	0.05
tblVehicleEF	LHD2	0.02	0.03
tblVehicleEF	LHD2	7.2500e-004	8.9100e-004
tblVehicleEF	LHD2	0.05	0.05
tblVehicleEF	LHD2	0.09	0.31
tblVehicleEF	LHD2	0.12	0.06
tblVehicleEF	MCY	0.49	0.35
tblVehicleEF	MCY	0.15	0.24
tblVehicleEF	MCY	18.34	18.60
tblVehicleEF	MCY	9.57	8.45
tblVehicleEF	MCY	178.02	214.46
tblVehicleEF	MCY	44.92	59.78
tblVehicleEF	MCY	1.12	1.12
tblVehicleEF	MCY	2.1850e-003	2.1650e-003

tblVehicleEF	MCY	3.8230e-003	3.2010e-003
tblVehicleEF	MCY	2.0420e-003	2.0240e-003
tblVehicleEF	MCY	3.6010e-003	3.0140e-003
tblVehicleEF	MCY	1.13	1.15
tblVehicleEF	MCY	0.68	0.70
tblVehicleEF	MCY	0.70	0.72
tblVehicleEF	MCY	2.37	2.38
tblVehicleEF	MCY	0.64	2.00
tblVehicleEF	MCY	2.04	1.81
tblVehicleEF	MCY	2.1510e-003	2.1220e-003
tblVehicleEF	MCY	6.6600e-004	5.9200e-004
tblVehicleEF	MCY	1.13	1.15
tblVehicleEF	MCY	0.68	0.70
tblVehicleEF	MCY	0.70	0.72
tblVehicleEF	MCY	2.94	2.95
tblVehicleEF	MCY	0.64	2.00
tblVehicleEF	MCY	2.22	1.97
tblVehicleEF	MCY	0.48	0.34
tblVehicleEF	MCY	0.13	0.21
tblVehicleEF	MCY	17.67	17.90
tblVehicleEF	MCY	8.81	7.75
tblVehicleEF	MCY	178.02	213.15
tblVehicleEF	MCY	44.92	58.02
tblVehicleEF	MCY	0.98	0.98
tblVehicleEF	MCY	2.1850e-003	2.1650e-003
tblVehicleEF	MCY	3.8230e-003	3.2010e-003
tblVehicleEF	MCY	2.0420e-003	2.0240e-003

tblVehicleEF	MCY	3.6010e-003	3.0140e-003
tblVehicleEF	MCY	1.70	1.73
tblVehicleEF	MCY	0.72	0.75
tblVehicleEF	MCY	1.11	1.13
tblVehicleEF	MCY	2.31	2.33
tblVehicleEF	MCY	0.60	1.87
tblVehicleEF	MCY	1.84	1.62
tblVehicleEF	MCY	2.1390e-003	2.1090e-003
tblVehicleEF	MCY	6.4700e-004	5.7400e-004
tblVehicleEF	MCY	1.70	1.73
tblVehicleEF	MCY	0.72	0.75
tblVehicleEF	MCY	1.11	1.13
tblVehicleEF	MCY	2.87	2.88
tblVehicleEF	MCY	0.60	1.87
tblVehicleEF	MCY	2.00	1.76
tblVehicleEF	MCY	0.49	0.35
tblVehicleEF	MCY	0.15	0.24
tblVehicleEF	MCY	18.44	18.70
tblVehicleEF	MCY	9.69	8.57
tblVehicleEF	MCY	178.02	214.66
tblVehicleEF	MCY	44.92	60.09
tblVehicleEF	MCY	1.09	1.09
tblVehicleEF	MCY	2.1850e-003	2.1650e-003
tblVehicleEF	MCY	3.8230e-003	3.2010e-003
tblVehicleEF	MCY	2.0420e-003	2.0240e-003
tblVehicleEF	MCY	3.6010e-003	3.0140e-003
tblVehicleEF	MCY	1.26	1.28

tblVehicleEF	MCY	0.88	0.90
tblVehicleEF	MCY	0.74	0.76
tblVehicleEF	MCY	2.38	2.39
tblVehicleEF	MCY	0.73	2.30
tblVehicleEF	MCY	2.08	1.85
tblVehicleEF	MCY	2.1530e-003	2.1240e-003
tblVehicleEF	MCY	6.6900e-004	5.9500e-004
tblVehicleEF	MCY	1.26	1.28
tblVehicleEF	MCY	0.88	0.90
tblVehicleEF	MCY	0.74	0.76
tblVehicleEF	MCY	2.95	2.97
tblVehicleEF	MCY	0.73	2.30
tblVehicleEF	MCY	2.26	2.01
tblVehicleEF	MDV	0.01	4.7750e-003
tblVehicleEF	MDV	0.01	0.08
tblVehicleEF	MDV	1.13	0.99
tblVehicleEF	MDV	2.37	2.97
tblVehicleEF	MDV	484.17	407.06
tblVehicleEF	MDV	105.06	83.79
tblVehicleEF	MDV	0.12	0.09
tblVehicleEF	MDV	1.8970e-003	1.6940e-003
tblVehicleEF	MDV	2.2820e-003	1.8840e-003
tblVehicleEF	MDV	1.7480e-003	1.5620e-003
tblVehicleEF	MDV	2.0980e-003	1.7320e-003
tblVehicleEF	MDV	0.06	0.08
tblVehicleEF	MDV	0.15	0.14
tblVehicleEF	MDV	0.07	0.09

tblVehicleEF	MDV	0.03	0.02
tblVehicleEF	MDV	0.09	0.41
tblVehicleEF	MDV	0.18	0.37
tblVehicleEF	MDV	4.8480e-003	4.0240e-003
tblVehicleEF	MDV	1.0920e-003	8.2900e-004
tblVehicleEF	MDV	0.06	0.08
tblVehicleEF	MDV	0.15	0.14
tblVehicleEF	MDV	0.07	0.09
tblVehicleEF	MDV	0.04	0.03
tblVehicleEF	MDV	0.09	0.41
tblVehicleEF	MDV	0.19	0.41
tblVehicleEF	MDV	0.01	5.0630e-003
tblVehicleEF	MDV	0.01	0.07
tblVehicleEF	MDV	1.22	1.07
tblVehicleEF	MDV	2.05	2.55
tblVehicleEF	MDV	503.46	418.11
tblVehicleEF	MDV	105.06	83.01
tblVehicleEF	MDV	0.11	0.08
tblVehicleEF	MDV	1.8970e-003	1.6940e-003
tblVehicleEF	MDV	2.2820e-003	1.8840e-003
tblVehicleEF	MDV	1.7480e-003	1.5620e-003
tblVehicleEF	MDV	2.0980e-003	1.7320e-003
tblVehicleEF	MDV	0.10	0.12
tblVehicleEF	MDV	0.16	0.14
tblVehicleEF	MDV	0.10	0.12
tblVehicleEF	MDV	0.03	0.02
tblVehicleEF	MDV	0.09	0.38

tblVehicleEF	MDV	0.16	0.34
tblVehicleEF	MDV	5.0420e-003	4.1340e-003
tblVehicleEF	MDV	1.0860e-003	8.2100e-004
tblVehicleEF	MDV	0.10	0.12
tblVehicleEF	MDV	0.16	0.14
tblVehicleEF	MDV	0.10	0.12
tblVehicleEF	MDV	0.04	0.03
tblVehicleEF	MDV	0.09	0.38
tblVehicleEF	MDV	0.17	0.37
tblVehicleEF	MDV	9.9990e-003	4.6830e-003
tblVehicleEF	MDV	0.01	0.08
tblVehicleEF	MDV	1.09	0.95
tblVehicleEF	MDV	2.43	3.06
tblVehicleEF	MDV	477.05	402.99
tblVehicleEF	MDV	105.06	83.96
tblVehicleEF	MDV	0.12	0.08
tblVehicleEF	MDV	1.8970e-003	1.6940e-003
tblVehicleEF	MDV	2.2820e-003	1.8840e-003
tblVehicleEF	MDV	1.7480e-003	1.5620e-003
tblVehicleEF	MDV	2.0980e-003	1.7320e-003
tblVehicleEF	MDV	0.06	0.08
tblVehicleEF	MDV	0.16	0.14
tblVehicleEF	MDV	0.07	0.09
tblVehicleEF	MDV	0.03	0.02
tblVehicleEF	MDV	0.11	0.48
tblVehicleEF	MDV	0.18	0.38
tblVehicleEF	MDV	4.7760e-003	3.9840e-003

tblVehicleEF	MDV	1.0930e-003	8.3100e-004
tblVehicleEF	MDV	0.06	0.08
tblVehicleEF	MDV	0.16	0.14
tblVehicleEF	MDV	0.07	0.09
tblVehicleEF	MDV	0.04	0.03
tblVehicleEF	MDV	0.11	0.48
tblVehicleEF	MDV	0.20	0.42
tblVehicleEF	MH	0.02	3.2780e-003
tblVehicleEF	MH	0.02	0.00
tblVehicleEF	MH	1.81	0.30
tblVehicleEF	MH	5.09	0.00
tblVehicleEF	MH	1,104.65	971.72
tblVehicleEF	MH	57.12	0.00
tblVehicleEF	MH	1.33	3.77
tblVehicleEF	MH	0.01	0.02
tblVehicleEF	MH	0.03	0.09
tblVehicleEF	MH	9.9300e-004	0.00
tblVehicleEF	MH	3.2420e-003	4.0000e-003
tblVehicleEF	MH	0.03	0.09
tblVehicleEF	MH	9.1300e-004	0.00
tblVehicleEF	MH	0.87	0.00
tblVehicleEF	MH	0.06	0.00
tblVehicleEF	MH	0.39	0.00
tblVehicleEF	MH	0.08	0.07
tblVehicleEF	MH	0.02	0.00
tblVehicleEF	MH	0.30	0.00
tblVehicleEF	MH	0.01	9.1860e-003

tblVehicleEF	MH	6.6000e-004	0.00
tblVehicleEF	MH	0.87	0.00
tblVehicleEF	MH	0.06	0.00
tblVehicleEF	MH	0.39	0.00
tblVehicleEF	MH	0.10	0.08
tblVehicleEF	MH	0.02	0.00
tblVehicleEF	MH	0.32	0.00
tblVehicleEF	MH	0.02	3.2780e-003
tblVehicleEF	MH	0.02	0.00
tblVehicleEF	MH	1.86	0.30
tblVehicleEF	MH	4.82	0.00
tblVehicleEF	MH	1,104.65	971.72
tblVehicleEF	MH	57.12	0.00
tblVehicleEF	MH	1.24	3.57
tblVehicleEF	MH	0.01	0.02
tblVehicleEF	MH	0.03	0.09
tblVehicleEF	MH	9.9300e-004	0.00
tblVehicleEF	MH	3.2420e-003	4.0000e-003
tblVehicleEF	MH	0.03	0.09
tblVehicleEF	MH	9.1300e-004	0.00
tblVehicleEF	MH	1.17	0.00
tblVehicleEF	MH	0.06	0.00
tblVehicleEF	MH	0.52	0.00
tblVehicleEF	MH	0.08	0.07
tblVehicleEF	MH	0.02	0.00
tblVehicleEF	MH	0.28	0.00
tblVehicleEF	MH	0.01	9.1860e-003

tblVehicleEF	MH	6.5500e-004	0.00
tblVehicleEF	MH	1.17	0.00
tblVehicleEF	MH	0.06	0.00
tblVehicleEF	MH	0.52	0.00
tblVehicleEF	MH	0.11	0.08
tblVehicleEF	MH	0.02	0.00
tblVehicleEF	MH	0.31	0.00
tblVehicleEF	MH	0.02	3.2780e-003
tblVehicleEF	MH	0.02	0.00
tblVehicleEF	MH	1.80	0.30
tblVehicleEF	MH	5.12	0.00
tblVehicleEF	MH	1,104.65	971.72
tblVehicleEF	MH	57.12	0.00
tblVehicleEF	MH	1.31	3.70
tblVehicleEF	MH	0.01	0.02
tblVehicleEF	MH	0.03	0.09
tblVehicleEF	MH	9.9300e-004	0.00
tblVehicleEF	MH	3.2420e-003	4.0000e-003
tblVehicleEF	MH	0.03	0.09
tblVehicleEF	MH	9.1300e-004	0.00
tblVehicleEF	MH	0.96	0.00
tblVehicleEF	MH	0.07	0.00
tblVehicleEF	MH	0.40	0.00
tblVehicleEF	MH	0.07	0.07
tblVehicleEF	MH	0.02	0.00
tblVehicleEF	MH	0.30	0.00
tblVehicleEF	MH	0.01	9.1860e-003

tblVehicleEF	MH	6.6000e-004	0.00
tblVehicleEF	MH	0.96	0.00
tblVehicleEF	MH	0.07	0.00
tblVehicleEF	MH	0.40	0.00
tblVehicleEF	MH	0.10	0.08
tblVehicleEF	MH	0.02	0.00
tblVehicleEF	MH	0.33	0.00
tblVehicleEF	MHD	0.02	4.8200e-003
tblVehicleEF	MHD	3.6730e-003	3.4120e-003
tblVehicleEF	MHD	0.05	0.01
tblVehicleEF	MHD	0.35	0.38
tblVehicleEF	MHD	0.30	0.34
tblVehicleEF	MHD	5.52	1.25
tblVehicleEF	MHD	143.56	55.50
tblVehicleEF	MHD	1,140.06	1,052.30
tblVehicleEF	MHD	59.06	12.60
tblVehicleEF	MHD	0.51	0.35
tblVehicleEF	MHD	1.09	1.42
tblVehicleEF	MHD	1.9500e-004	8.6400e-004
tblVehicleEF	MHD	5.0030e-003	0.03
tblVehicleEF	MHD	7.5000e-004	1.1600e-004
tblVehicleEF	MHD	1.8700e-004	8.2600e-004
tblVehicleEF	MHD	4.7840e-003	0.03
tblVehicleEF	MHD	6.9000e-004	1.0700e-004
tblVehicleEF	MHD	1.0560e-003	4.7900e-004
tblVehicleEF	MHD	0.04	0.02
tblVehicleEF	MHD	0.02	0.02

tblVehicleEF	MHD	7.0400e-004	3.3300e-004
tblVehicleEF	MHD	0.04	0.05
tblVehicleEF	MHD	0.02	0.10
tblVehicleEF	MHD	0.34	0.06
tblVehicleEF	MHD	1.3810e-003	5.2800e-004
tblVehicleEF	MHD	0.01	0.01
tblVehicleEF	MHD	6.8700e-004	1.2500e-004
tblVehicleEF	MHD	1.0560e-003	4.7900e-004
tblVehicleEF	MHD	0.04	0.02
tblVehicleEF	MHD	0.03	0.03
tblVehicleEF	MHD	7.0400e-004	3.3300e-004
tblVehicleEF	MHD	0.05	0.06
tblVehicleEF	MHD	0.02	0.10
tblVehicleEF	MHD	0.37	0.06
tblVehicleEF	MHD	0.01	4.5660e-003
tblVehicleEF	MHD	3.7140e-003	3.4420e-003
tblVehicleEF	MHD	0.05	0.01
tblVehicleEF	MHD	0.25	0.31
tblVehicleEF	MHD	0.30	0.35
tblVehicleEF	MHD	5.26	1.19
tblVehicleEF	MHD	152.06	56.12
tblVehicleEF	MHD	1,140.06	1,052.30
tblVehicleEF	MHD	59.06	12.50
tblVehicleEF	MHD	0.53	0.35
tblVehicleEF	MHD	1.03	1.34
tblVehicleEF	MHD	1.6400e-004	7.3000e-004
tblVehicleEF	MHD	5.0030e-003	0.03

tblVehicleEF	MHD	7.5000e-004	1.1600e-004
tblVehicleEF	MHD	1.5700e-004	6.9900e-004
tblVehicleEF	MHD	4.7840e-003	0.03
tblVehicleEF	MHD	6.9000e-004	1.0700e-004
tblVehicleEF	MHD	1.4900e-003	6.7700e-004
tblVehicleEF	MHD	0.04	0.02
tblVehicleEF	MHD	0.02	0.02
tblVehicleEF	MHD	9.7000e-004	4.5800e-004
tblVehicleEF	MHD	0.04	0.05
tblVehicleEF	MHD	0.02	0.09
tblVehicleEF	MHD	0.33	0.06
tblVehicleEF	MHD	1.4610e-003	5.3400e-004
tblVehicleEF	MHD	0.01	0.01
tblVehicleEF	MHD	6.8300e-004	1.2400e-004
tblVehicleEF	MHD	1.4900e-003	6.7700e-004
tblVehicleEF	MHD	0.04	0.02
tblVehicleEF	MHD	0.03	0.03
tblVehicleEF	MHD	9.7000e-004	4.5800e-004
tblVehicleEF	MHD	0.05	0.06
tblVehicleEF	MHD	0.02	0.09
tblVehicleEF	MHD	0.36	0.06
tblVehicleEF	MHD	0.02	5.1860e-003
tblVehicleEF	MHD	3.6600e-003	3.4020e-003
tblVehicleEF	MHD	0.05	0.01
tblVehicleEF	MHD	0.48	0.49
tblVehicleEF	MHD	0.30	0.34
tblVehicleEF	MHD	5.56	1.26

tblVehicleEF	MHD	131.82	54.65
tblVehicleEF	MHD	1,140.06	1,052.29
tblVehicleEF	MHD	59.06	12.62
tblVehicleEF	MHD	0.49	0.36
tblVehicleEF	MHD	1.07	1.39
tblVehicleEF	MHD	2.3700e-004	1.0480e-003
tblVehicleEF	MHD	5.0030e-003	0.03
tblVehicleEF	MHD	7.5000e-004	1.1600e-004
tblVehicleEF	MHD	2.2700e-004	1.0030e-003
tblVehicleEF	MHD	4.7840e-003	0.03
tblVehicleEF	MHD	6.9000e-004	1.0700e-004
tblVehicleEF	MHD	1.0870e-003	4.8400e-004
tblVehicleEF	MHD	0.05	0.02
tblVehicleEF	MHD	0.03	0.02
tblVehicleEF	MHD	7.1300e-004	3.3300e-004
tblVehicleEF	MHD	0.04	0.05
tblVehicleEF	MHD	0.02	0.11
tblVehicleEF	MHD	0.34	0.06
tblVehicleEF	MHD	1.2710e-003	5.2000e-004
tblVehicleEF	MHD	0.01	0.01
tblVehicleEF	MHD	6.8800e-004	1.2500e-004
tblVehicleEF	MHD	1.0870e-003	4.8400e-004
tblVehicleEF	MHD	0.05	0.02
tblVehicleEF	MHD	0.04	0.03
tblVehicleEF	MHD	7.1300e-004	3.3300e-004
tblVehicleEF	MHD	0.05	0.06
tblVehicleEF	MHD	0.02	0.11

tblVehicleEF	MHD	0.37	0.07
tblVehicleEF	OBUS	0.01	8.7820e-003
tblVehicleEF	OBUS	7.3650e-003	6.7550e-003
tblVehicleEF	OBUS	0.03	0.02
tblVehicleEF	OBUS	0.27	0.54
tblVehicleEF	OBUS	0.51	0.78
tblVehicleEF	OBUS	5.29	2.38
tblVehicleEF	OBUS	84.12	81.35
tblVehicleEF	OBUS	1,220.51	1,388.32
tblVehicleEF	OBUS	69.46	20.04
tblVehicleEF	OBUS	0.36	0.38
tblVehicleEF	OBUS	1.28	1.36
tblVehicleEF	OBUS	8.0000e-005	6.6700e-004
tblVehicleEF	OBUS	6.2990e-003	0.02
tblVehicleEF	OBUS	8.5700e-004	1.9900e-004
tblVehicleEF	OBUS	7.7000e-005	6.3800e-004
tblVehicleEF	OBUS	6.0080e-003	0.01
tblVehicleEF	OBUS	7.8800e-004	1.8300e-004
tblVehicleEF	OBUS	1.3980e-003	1.8310e-003
tblVehicleEF	OBUS	0.02	0.02
tblVehicleEF	OBUS	0.04	0.05
tblVehicleEF	OBUS	7.5900e-004	9.7700e-004
tblVehicleEF	OBUS	0.05	0.06
tblVehicleEF	OBUS	0.04	0.23
tblVehicleEF	OBUS	0.33	0.12
tblVehicleEF	OBUS	8.1500e-004	7.7500e-004
tblVehicleEF	OBUS	0.01	0.01

tblVehicleEF	OBUS	7.8700e-004	1.9800e-004
tblVehicleEF	OBUS	1.3980e-003	1.8310e-003
tblVehicleEF	OBUS	0.02	0.02
tblVehicleEF	OBUS	0.05	0.07
tblVehicleEF	OBUS	7.5900e-004	9.7700e-004
tblVehicleEF	OBUS	0.06	0.07
tblVehicleEF	OBUS	0.04	0.23
tblVehicleEF	OBUS	0.36	0.13
tblVehicleEF	OBUS	0.01	8.8340e-003
tblVehicleEF	OBUS	7.4870e-003	6.8750e-003
tblVehicleEF	OBUS	0.03	0.02
tblVehicleEF	OBUS	0.26	0.53
tblVehicleEF	OBUS	0.52	0.79
tblVehicleEF	OBUS	5.02	2.26
tblVehicleEF	OBUS	88.10	81.25
tblVehicleEF	OBUS	1,220.51	1,388.34
tblVehicleEF	OBUS	69.46	19.83
tblVehicleEF	OBUS	0.37	0.37
tblVehicleEF	OBUS	1.20	1.28
tblVehicleEF	OBUS	6.8000e-005	5.6700e-004
tblVehicleEF	OBUS	6.2990e-003	0.02
tblVehicleEF	OBUS	8.5700e-004	1.9900e-004
tblVehicleEF	OBUS	6.5000e-005	5.4200e-004
tblVehicleEF	OBUS	6.0080e-003	0.01
tblVehicleEF	OBUS	7.8800e-004	1.8300e-004
tblVehicleEF	OBUS	1.9250e-003	2.5060e-003
tblVehicleEF	OBUS	0.02	0.02

tblVehicleEF	OBUS	0.04	0.05
tblVehicleEF	OBUS	1.0420e-003	1.3300e-003
tblVehicleEF	OBUS	0.05	0.06
tblVehicleEF	OBUS	0.04	0.22
tblVehicleEF	OBUS	0.32	0.11
tblVehicleEF	OBUS	8.5300e-004	7.7400e-004
tblVehicleEF	OBUS	0.01	0.01
tblVehicleEF	OBUS	7.8300e-004	1.9600e-004
tblVehicleEF	OBUS	1.9250e-003	2.5060e-003
tblVehicleEF	OBUS	0.02	0.02
tblVehicleEF	OBUS	0.05	0.07
tblVehicleEF	OBUS	1.0420e-003	1.3300e-003
tblVehicleEF	OBUS	0.06	0.07
tblVehicleEF	OBUS	0.04	0.22
tblVehicleEF	OBUS	0.35	0.12
tblVehicleEF	OBUS	0.01	8.7300e-003
tblVehicleEF	OBUS	7.3280e-003	6.7200e-003
tblVehicleEF	OBUS	0.03	0.02
tblVehicleEF	OBUS	0.29	0.56
tblVehicleEF	OBUS	0.51	0.77
tblVehicleEF	OBUS	5.33	2.40
tblVehicleEF	OBUS	78.61	81.50
tblVehicleEF	OBUS	1,220.51	1,388.31
tblVehicleEF	OBUS	69.46	20.07
tblVehicleEF	OBUS	0.34	0.39
tblVehicleEF	OBUS	1.25	1.34
tblVehicleEF	OBUS	9.8000e-005	8.0600e-004

tblVehicleEF	OBUS	6.2990e-003	0.02
tblVehicleEF	OBUS	8.5700e-004	1.9900e-004
tblVehicleEF	OBUS	9.4000e-005	7.7100e-004
tblVehicleEF	OBUS	6.0080e-003	0.01
tblVehicleEF	OBUS	7.8800e-004	1.8300e-004
tblVehicleEF	OBUS	1.4220e-003	1.8770e-003
tblVehicleEF	OBUS	0.02	0.02
tblVehicleEF	OBUS	0.04	0.05
tblVehicleEF	OBUS	7.5400e-004	9.7800e-004
tblVehicleEF	OBUS	0.05	0.06
tblVehicleEF	OBUS	0.04	0.24
tblVehicleEF	OBUS	0.33	0.12
tblVehicleEF	OBUS	7.6200e-004	7.7600e-004
tblVehicleEF	OBUS	0.01	0.01
tblVehicleEF	OBUS	7.8800e-004	1.9900e-004
tblVehicleEF	OBUS	1.4220e-003	1.8770e-003
tblVehicleEF	OBUS	0.02	0.02
tblVehicleEF	OBUS	0.05	0.07
tblVehicleEF	OBUS	7.5400e-004	9.7800e-004
tblVehicleEF	OBUS	0.06	0.07
tblVehicleEF	OBUS	0.04	0.24
tblVehicleEF	OBUS	0.37	0.13
tblVehicleEF	SBUS	0.85	0.08
tblVehicleEF	SBUS	0.02	0.01
tblVehicleEF	SBUS	0.08	7.5320e-003
tblVehicleEF	SBUS	8.26	2.97
tblVehicleEF	SBUS	1.11	0.97

tblVehicleEF	SBUS	9.29	1.05
tblVehicleEF	SBUS	1,115.75	357.72
tblVehicleEF	SBUS	1,081.97	1,111.78
tblVehicleEF	SBUS	55.54	6.09
tblVehicleEF	SBUS	9.10	3.71
tblVehicleEF	SBUS	4.28	5.92
tblVehicleEF	SBUS	9.2310e-003	5.6820e-003
tblVehicleEF	SBUS	0.01	0.01
tblVehicleEF	SBUS	0.02	0.04
tblVehicleEF	SBUS	9.5800e-004	6.8000e-005
tblVehicleEF	SBUS	8.8310e-003	5.4370e-003
tblVehicleEF	SBUS	2.6720e-003	2.6450e-003
tblVehicleEF	SBUS	0.02	0.04
tblVehicleEF	SBUS	8.8100e-004	6.2000e-005
tblVehicleEF	SBUS	3.4880e-003	1.1160e-003
tblVehicleEF	SBUS	0.04	0.01
tblVehicleEF	SBUS	0.99	0.36
tblVehicleEF	SBUS	1.9230e-003	5.9300e-004
tblVehicleEF	SBUS	0.12	0.13
tblVehicleEF	SBUS	0.02	0.06
tblVehicleEF	SBUS	0.49	0.04
tblVehicleEF	SBUS	0.01	3.4160e-003
tblVehicleEF	SBUS	0.01	0.01
tblVehicleEF	SBUS	7.1600e-004	6.0000e-005
tblVehicleEF	SBUS	3.4880e-003	1.1160e-003
tblVehicleEF	SBUS	0.04	0.01
tblVehicleEF	SBUS	1.43	0.51

tblVehicleEF	SBUS	1.9230e-003	5.9300e-004
tblVehicleEF	SBUS	0.15	0.15
tblVehicleEF	SBUS	0.02	0.06
tblVehicleEF	SBUS	0.53	0.05
tblVehicleEF	SBUS	0.85	0.08
tblVehicleEF	SBUS	0.02	0.01
tblVehicleEF	SBUS	0.07	6.7680e-003
tblVehicleEF	SBUS	8.14	2.93
tblVehicleEF	SBUS	1.13	0.98
tblVehicleEF	SBUS	7.67	0.87
tblVehicleEF	SBUS	1,165.76	368.34
tblVehicleEF	SBUS	1,081.97	1,111.81
tblVehicleEF	SBUS	55.54	5.78
tblVehicleEF	SBUS	9.39	3.81
tblVehicleEF	SBUS	4.04	5.59
tblVehicleEF	SBUS	7.7820e-003	4.7960e-003
tblVehicleEF	SBUS	0.01	0.01
tblVehicleEF	SBUS	0.02	0.04
tblVehicleEF	SBUS	9.5800e-004	6.8000e-005
tblVehicleEF	SBUS	7.4450e-003	4.5880e-003
tblVehicleEF	SBUS	2.6720e-003	2.6450e-003
tblVehicleEF	SBUS	0.02	0.04
tblVehicleEF	SBUS	8.8100e-004	6.2000e-005
tblVehicleEF	SBUS	4.7790e-003	1.5260e-003
tblVehicleEF	SBUS	0.04	0.01
tblVehicleEF	SBUS	0.98	0.36
tblVehicleEF	SBUS	2.6310e-003	8.0900e-004

tblVehicleEF	SBUS	0.12	0.13
tblVehicleEF	SBUS	0.01	0.06
tblVehicleEF	SBUS	0.44	0.04
tblVehicleEF	SBUS	0.01	3.5160e-003
tblVehicleEF	SBUS	0.01	0.01
tblVehicleEF	SBUS	6.8900e-004	5.7000e-005
tblVehicleEF	SBUS	4.7790e-003	1.5260e-003
tblVehicleEF	SBUS	0.04	0.01
tblVehicleEF	SBUS	1.42	0.51
tblVehicleEF	SBUS	2.6310e-003	8.0900e-004
tblVehicleEF	SBUS	0.15	0.16
tblVehicleEF	SBUS	0.01	0.06
tblVehicleEF	SBUS	0.48	0.04
tblVehicleEF	SBUS	0.85	0.08
tblVehicleEF	SBUS	0.02	0.01
tblVehicleEF	SBUS	0.08	7.6420e-003
tblVehicleEF	SBUS	8.41	3.03
tblVehicleEF	SBUS	1.10	0.96
tblVehicleEF	SBUS	9.44	1.07
tblVehicleEF	SBUS	1,046.68	343.05
tblVehicleEF	SBUS	1,081.97	1,111.77
tblVehicleEF	SBUS	55.54	6.12
tblVehicleEF	SBUS	8.70	3.57
tblVehicleEF	SBUS	4.20	5.82
tblVehicleEF	SBUS	0.01	6.9070e-003
tblVehicleEF	SBUS	0.01	0.01
tblVehicleEF	SBUS	0.02	0.04

tblVehicleEF	SBUS	9.5800e-004	6.8000e-005
tblVehicleEF	SBUS	0.01	6.6080e-003
tblVehicleEF	SBUS	2.6720e-003	2.6450e-003
tblVehicleEF	SBUS	0.02	0.04
tblVehicleEF	SBUS	8.8100e-004	6.2000e-005
tblVehicleEF	SBUS	3.4800e-003	1.1270e-003
tblVehicleEF	SBUS	0.04	0.01
tblVehicleEF	SBUS	0.99	0.36
tblVehicleEF	SBUS	1.8770e-003	5.7900e-004
tblVehicleEF	SBUS	0.12	0.13
tblVehicleEF	SBUS	0.02	0.08
tblVehicleEF	SBUS	0.49	0.04
tblVehicleEF	SBUS	0.01	3.2770e-003
tblVehicleEF	SBUS	0.01	0.01
tblVehicleEF	SBUS	7.1900e-004	6.1000e-005
tblVehicleEF	SBUS	3.4800e-003	1.1270e-003
tblVehicleEF	SBUS	0.04	0.01
tblVehicleEF	SBUS	1.43	0.51
tblVehicleEF	SBUS	1.8770e-003	5.7900e-004
tblVehicleEF	SBUS	0.15	0.15
tblVehicleEF	SBUS	0.02	0.08
tblVehicleEF	SBUS	0.54	0.05
tblVehicleEF	UBUS	1.81	5.27
tblVehicleEF	UBUS	0.07	0.04
tblVehicleEF	UBUS	8.43	41.16
tblVehicleEF	UBUS	12.59	1.81
tblVehicleEF	UBUS	1,815.92	2,086.92

tblVehicleEF	UBUS	135.00	22.69
tblVehicleEF	UBUS	4.36	0.48
tblVehicleEF	UBUS	0.53	0.08
tblVehicleEF	UBUS	0.01	0.03
tblVehicleEF	UBUS	0.03	2.8080e-003
tblVehicleEF	UBUS	1.2230e-003	4.4000e-005
tblVehicleEF	UBUS	0.23	0.03
tblVehicleEF	UBUS	3.0000e-003	7.5850e-003
tblVehicleEF	UBUS	0.03	2.6830e-003
tblVehicleEF	UBUS	1.1250e-003	4.1000e-005
tblVehicleEF	UBUS	5.9600e-003	2.9310e-003
tblVehicleEF	UBUS	0.09	0.04
tblVehicleEF	UBUS	3.5870e-003	2.0490e-003
tblVehicleEF	UBUS	0.47	0.08
tblVehicleEF	UBUS	0.03	0.24
tblVehicleEF	UBUS	0.94	0.15
tblVehicleEF	UBUS	8.6000e-003	4.3240e-003
tblVehicleEF	UBUS	1.5760e-003	2.2500e-004
tblVehicleEF	UBUS	5.9600e-003	2.9310e-003
tblVehicleEF	UBUS	0.09	0.04
tblVehicleEF	UBUS	3.5870e-003	2.0490e-003
tblVehicleEF	UBUS	2.34	5.39
tblVehicleEF	UBUS	0.03	0.24
tblVehicleEF	UBUS	1.03	0.17
tblVehicleEF	UBUS	1.81	5.27
tblVehicleEF	UBUS	0.06	0.03
tblVehicleEF	UBUS	8.48	41.16

tblVehicleEF	UBUS	11.11	1.61
tblVehicleEF	UBUS	1,815.92	2,086.92
tblVehicleEF	UBUS	135.00	22.33
tblVehicleEF	UBUS	4.09	0.47
tblVehicleEF	UBUS	0.53	0.08
tblVehicleEF	UBUS	0.01	0.03
tblVehicleEF	UBUS	0.03	2.8080e-003
tblVehicleEF	UBUS	1.2230e-003	4.4000e-005
tblVehicleEF	UBUS	0.23	0.03
tblVehicleEF	UBUS	3.0000e-003	7.5850e-003
tblVehicleEF	UBUS	0.03	2.6830e-003
tblVehicleEF	UBUS	1.1250e-003	4.1000e-005
tblVehicleEF	UBUS	7.9960e-003	4.0010e-003
tblVehicleEF	UBUS	0.09	0.04
tblVehicleEF	UBUS	4.7760e-003	2.7270e-003
tblVehicleEF	UBUS	0.48	0.08
tblVehicleEF	UBUS	0.03	0.21
tblVehicleEF	UBUS	0.87	0.14
tblVehicleEF	UBUS	8.6010e-003	4.3240e-003
tblVehicleEF	UBUS	1.5510e-003	2.2100e-004
tblVehicleEF	UBUS	7.9960e-003	4.0010e-003
tblVehicleEF	UBUS	0.09	0.04
tblVehicleEF	UBUS	4.7760e-003	2.7270e-003
tblVehicleEF	UBUS	2.34	5.39
tblVehicleEF	UBUS	0.03	0.21
tblVehicleEF	UBUS	0.95	0.16
tblVehicleEF	UBUS	1.81	5.27

tblVehicleEF	UBUS	0.07	0.04
tblVehicleEF	UBUS	8.41	41.16
tblVehicleEF	UBUS	12.84	1.85
tblVehicleEF	UBUS	1,815.92	2,086.92
tblVehicleEF	UBUS	135.00	22.76
tblVehicleEF	UBUS	4.27	0.48
tblVehicleEF	UBUS	0.53	0.08
tblVehicleEF	UBUS	0.01	0.03
tblVehicleEF	UBUS	0.03	2.8080e-003
tblVehicleEF	UBUS	1.2230e-003	4.4000e-005
tblVehicleEF	UBUS	0.23	0.03
tblVehicleEF	UBUS	3.0000e-003	7.5850e-003
tblVehicleEF	UBUS	0.03	2.6830e-003
tblVehicleEF	UBUS	1.1250e-003	4.1000e-005
tblVehicleEF	UBUS	6.6800e-003	2.7840e-003
tblVehicleEF	UBUS	0.11	0.04
tblVehicleEF	UBUS	3.7560e-003	1.9370e-003
tblVehicleEF	UBUS	0.47	0.08
tblVehicleEF	UBUS	0.04	0.29
tblVehicleEF	UBUS	0.95	0.16
tblVehicleEF	UBUS	8.6000e-003	4.3240e-003
tblVehicleEF	UBUS	1.5810e-003	2.2500e-004
tblVehicleEF	UBUS	6.6800e-003	2.7840e-003
tblVehicleEF	UBUS	0.11	0.04
tblVehicleEF	UBUS	3.7560e-003	1.9370e-003
tblVehicleEF	UBUS	2.33	5.39
tblVehicleEF	UBUS	0.04	0.29

tblVehicleEF	UBUS	1.05	0.17
tblVehicleTrips	CNW_TTP	41.00	0.00
tblVehicleTrips	CNW_TTP	41.00	0.00
tblVehicleTrips	CW_TL	16.60	40.00
tblVehicleTrips	CW_TL	16.60	40.00
tblVehicleTrips	CW_TTP	59.00	100.00
tblVehicleTrips	CW_TTP	59.00	100.00
tblVehicleTrips	DV_TP	5.00	0.00
tblVehicleTrips	DV_TP	5.00	0.00
tblVehicleTrips	PB_TP	3.00	0.00
tblVehicleTrips	PB_TP	3.00	0.00
tblVehicleTrips	PR_TP	92.00	100.00
tblVehicleTrips	PR_TP	92.00	100.00
tblVehicleTrips	ST_TR	1.68	0.69
tblVehicleTrips	ST_TR	1.68	0.38
tblVehicleTrips	SU_TR	1.68	0.69
tblVehicleTrips	SU_TR	1.68	0.38
tblVehicleTrips	WD_TR	1.68	0.69
tblVehicleTrips	WD_TR	1.68	0.38
tblWater	IndoorWaterUseRate	186,084,562.50	0.00
tblWater	IndoorWaterUseRate	186,084,562.50	13,281,620.00
tblWater	OutdoorWaterUseRate	0.00	2,742,610.00

2.0 Emissions Summary

2.1 Overall Construction

Unmitigated Construction

	ROG	NOx	CO	SO2	Fugitive PM10	Exhaust PM10	PM10 Total	Fugitive PM2.5	Exhaust PM2.5	PM2.5 Total	Bio- CO2	NBio- CO2	Total CO2	CH4	N2O	CO2e
Year	tons/yr										MT/yr					
2021	0.0000	0.0000	0.0000	0.0000	0.0000	0.0000	0.0000	0.0000	0.0000	0.0000	0.0000	0.0000	0.0000	0.0000	0.0000	0.0000
Maximum	**0.0000**	**0.0000**	**0.0000**	**0.0000**	**0.0000**	**0.0000**	**0.0000**	**0.0000**	**0.0000**	**0.0000**	**0.0000**	**0.0000**	**0.0000**	**0.0000**	**0.0000**	**0.0000**

Mitigated Construction

	ROG	NOx	CO	SO2	Fugitive PM10	Exhaust PM10	PM10 Total	Fugitive PM2.5	Exhaust PM2.5	PM2.5 Total	Bio- CO2	NBio- CO2	Total CO2	CH4	N2O	CO2e
Year	tons/yr										MT/yr					
2021	0.0000	0.0000	0.0000	0.0000	0.0000	0.0000	0.0000	0.0000	0.0000	0.0000	0.0000	0.0000	0.0000	0.0000	0.0000	0.0000
Maximum	**0.0000**	**0.0000**	**0.0000**	**0.0000**	**0.0000**	**0.0000**	**0.0000**	**0.0000**	**0.0000**	**0.0000**	**0.0000**	**0.0000**	**0.0000**	**0.0000**	**0.0000**	**0.0000**

	ROG	**NOx**	**CO**	**SO2**	**Fugitive PM10**	**Exhaust PM10**	**PM10 Total**	**Fugitive PM2.5**	**Exhaust PM2.5**	**PM2.5 Total**	**Bio- CO2**	**NBio-CO2**	**Total CO2**	**CH4**	**N20**	**CO2e**
Percent Reduction	**0.00**	**0.00**	**0.00**	**0.00**	**0.00**	**0.00**	**0.00**	**0.00**	**0.00**	**0.00**	**0.00**	**0.00**	**0.00**	**0.00**	**0.00**	**0.00**

Quarter	Start Date	End Date	Maximum Unmitigated ROG + NOX (tons/quarter)	Maximum Mitigated ROG + NOX (tons/quarter)
		Highest		

2.2 Overall Operational

Unmitigated Operational

	ROG	NOx	CO	SO2	Fugitive PM10	Exhaust PM10	PM10 Total	Fugitive PM2.5	Exhaust PM2.5	PM2.5 Total	Bio- CO2	NBio- CO2	Total CO2	CH4	N2O	CO2e
Category	tons/yr										MT/yr					
Area	6.6655	4.2000e-004	0.0458	0.0000		1.6000e-004	1.6000e-004		1.6000e-004	1.6000e-004	0.0000	0.0890	0.0890	2.3000e-004	0.0000	0.0948
Energy	0.0149	0.1353	0.1137	8.1000e-004		0.0103	0.0103		0.0103	0.0103	0.0000	6,550.5349	6,550.5349	0.2672	0.0574	6,574.3180
Mobile	0.9929	39.2402	9.9213	0.1527	5.3930	0.2988	5.6919	1.5069	0.2858	1.7927	0.0000	15,357.9767	15,357.9767	1.1597	0.0000	15,386.9698
Offroad	0.1336	1.3881	0.8307	3.4700e-003		0.0479	0.0479		0.0441	0.0441	0.0000	304.7529	304.7529	0.0986	0.0000	307.2170
Waste						0.0000	0.0000		0.0000	0.0000	307.0888	0.0000	307.0888	18.1484	0.0000	760.7995
Water						0.0000	0.0000		0.0000	0.0000	4.2137	64.8109	69.0246	0.4355	0.0108	83.1212
Total	**7.8069**	**40.7640**	**10.9114**	**0.1570**	**5.3930**	**0.3572**	**5.7502**	**1.5069**	**0.3403**	**1.8472**	**311.3024**	**22,278.1644**	**22,589.4668**	**20.1096**	**0.0682**	**23,112.5203**

2.2 Overall Operational

Mitigated Operational

	ROG	NOx	CO	SO2	Fugitive PM10	Exhaust PM10	PM10 Total	Fugitive PM2.5	Exhaust PM2.5	PM2.5 Total	Bio- CO2	NBio- CO2	Total CO2	CH4	N2O	CO2e
Category	tons/yr										MT/yr					
Area	6.6655	4.2000e-004	0.0458	0.0000		1.6000e-004	1.6000e-004		1.6000e-004	1.6000e-004	0.0000	0.0890	0.0890	2.3000e-004	0.0000	0.0948
Energy	0.0149	0.1353	0.1137	8.1000e-004		0.0103	0.0103		0.0103	0.0103	0.0000	6,550.5349	6,550.5349	0.2672	0.0574	6,574.3180
Mobile	0.9929	39.2402	9.9213	0.1527	5.3930	0.2988	5.6919	1.5069	0.2858	1.7927	0.0000	15,357.9767	15,357.9767	1.1597	0.0000	15,386.9698
Offroad	0.1336	1.3881	0.8307	3.4700e-003		0.0479	0.0479		0.0441	0.0441	0.0000	304.7529	304.7529	0.0986	0.0000	307.2170
Waste						0.0000	0.0000		0.0000	0.0000	307.0888	0.0000	307.0888	18.1484	0.0000	760.7995
Water						0.0000	0.0000		0.0000	0.0000	4.2137	64.8109	69.0246	0.4355	0.0108	83.1212
Total	**7.8069**	**40.7640**	**10.9114**	**0.1570**	**5.3930**	**0.3572**	**5.7502**	**1.5069**	**0.3403**	**1.8472**	**311.3024**	**22,278.1644**	**22,589.4668**	**20.1096**	**0.0682**	**23,112.5203**

	ROG	**NOx**	**CO**	**SO2**	**Fugitive PM10**	**Exhaust PM10**	**PM10 Total**	**Fugitive PM2.5**	**Exhaust PM2.5**	**PM2.5 Total**	**Bio- CO2**	**NBio-CO2**	**Total CO2**	**CH4**	**N20**	**CO2e**
Percent Reduction	**0.00**	**0.00**	**0.00**	**0.00**	**0.00**	**0.00**	**0.00**	**0.00**	**0.00**	**0.00**	**0.00**	**0.00**	**0.00**	**0.00**	**0.00**	**0.00**

3.0 Construction Detail

Construction Phase

Phase Number	Phase Name	Phase Type	Start Date	End Date	Num Days Week	Num Days	Phase Description
1	Demolition	Demolition	4/2/2021	4/1/2021	5	0	

Acres of Grading (Site Preparation Phase): 0

Acres of Grading (Grading Phase): 0

Acres of Paving: 29.16

Residential Indoor: 0; Residential Outdoor: 0; Non-Residential Indoor: 0; Non-Residential Outdoor: 0; Striped Parking Area: 0 (Architectural Coating – sqft)

OffRoad Equipment

Phase Name	Offroad Equipment Type	Amount	Usage Hours	Horse Power	Load Factor
Demolition	Concrete/Industrial Saws	0	8.00	81	0.73
Demolition	Excavators	0	8.00	158	0.38
Demolition	Rubber Tired Dozers	0	8.00	247	0.40

Trips and VMT

Phase Name	Offroad Equipment Count	Worker Trip Number	Vendor Trip Number	Hauling Trip Number	Worker Trip Length	Vendor Trip Length	Hauling Trip Length	Worker Vehicle Class	Vendor Vehicle Class	Hauling Vehicle Class
Demolition	0	0.00	0.00	0.00	14.70	6.90	20.00	LD_Mix	HDT_Mix	HHDT

3.1 Mitigation Measures Construction

3.2 Demolition - 2021

Unmitigated Construction On-Site

	ROG	NOx	CO	SO2	Fugitive PM10	Exhaust PM10	PM10 Total	Fugitive PM2.5	Exhaust PM2.5	PM2.5 Total	Bio- CO2	NBio- CO2	Total CO2	CH4	N2O	CO2e
Category	tons/yr										MT/yr					
Off-Road	0.0000	0.0000	0.0000	0.0000	0.0000	0.0000	0.0000	0.0000	0.0000	0.0000	0.0000	0.0000	0.0000	0.0000	0.0000	0.0000
Total	**0.0000**	**0.0000**	**0.0000**	**0.0000**	**0.0000**	**0.0000**	**0.0000**	**0.0000**	**0.0000**	**0.0000**	**0.0000**	**0.0000**	**0.0000**	**0.0000**	**0.0000**	**0.0000**

Unmitigated Construction Off-Site

	ROG	NOx	CO	SO2	Fugitive PM10	Exhaust PM10	PM10 Total	Fugitive PM2.5	Exhaust PM2.5	PM2.5 Total	Bio- CO2	NBio- CO2	Total CO2	CH4	N2O	CO2e
Category	tons/yr										MT/yr					
Hauling	0.0000	0.0000	0.0000	0.0000	0.0000	0.0000	0.0000	0.0000	0.0000	0.0000	0.0000	0.0000	0.0000	0.0000	0.0000	0.0000
Vendor	0.0000	0.0000	0.0000	0.0000	0.0000	0.0000	0.0000	0.0000	0.0000	0.0000	0.0000	0.0000	0.0000	0.0000	0.0000	0.0000
Worker	0.0000	0.0000	0.0000	0.0000	0.0000	0.0000	0.0000	0.0000	0.0000	0.0000	0.0000	0.0000	0.0000	0.0000	0.0000	0.0000
Total	**0.0000**	**0.0000**	**0.0000**	**0.0000**	**0.0000**	**0.0000**	**0.0000**	**0.0000**	**0.0000**	**0.0000**	**0.0000**	**0.0000**	**0.0000**	**0.0000**	**0.0000**	**0.0000**

3.2 Demolition - 2021

Mitigated Construction On-Site

	ROG	NOx	CO	SO2	Fugitive PM10	Exhaust PM10	PM10 Total	Fugitive PM2.5	Exhaust PM2.5	PM2.5 Total	Bio- CO2	NBio- CO2	Total CO2	CH4	N2O	CO2e
Category	tons/yr										MT/yr					
Off-Road	0.0000	0.0000	0.0000	0.0000	0.0000	0.0000	0.0000	0.0000	0.0000	0.0000	0.0000	0.0000	0.0000	0.0000	0.0000	0.0000
Total	**0.0000**	**0.0000**	**0.0000**	**0.0000**	**0.0000**	**0.0000**	**0.0000**	**0.0000**	**0.0000**	**0.0000**	**0.0000**	**0.0000**	**0.0000**	**0.0000**	**0.0000**	**0.0000**

Mitigated Construction Off-Site

	ROG	NOx	CO	SO2	Fugitive PM10	Exhaust PM10	PM10 Total	Fugitive PM2.5	Exhaust PM2.5	PM2.5 Total	Bio- CO2	NBio- CO2	Total CO2	CH4	N2O	CO2e
Category	tons/yr										MT/yr					
Hauling	0.0000	0.0000	0.0000	0.0000	0.0000	0.0000	0.0000	0.0000	0.0000	0.0000	0.0000	0.0000	0.0000	0.0000	0.0000	0.0000
Vendor	0.0000	0.0000	0.0000	0.0000	0.0000	0.0000	0.0000	0.0000	0.0000	0.0000	0.0000	0.0000	0.0000	0.0000	0.0000	0.0000
Worker	0.0000	0.0000	0.0000	0.0000	0.0000	0.0000	0.0000	0.0000	0.0000	0.0000	0.0000	0.0000	0.0000	0.0000	0.0000	0.0000
Total	**0.0000**	**0.0000**	**0.0000**	**0.0000**	**0.0000**	**0.0000**	**0.0000**	**0.0000**	**0.0000**	**0.0000**	**0.0000**	**0.0000**	**0.0000**	**0.0000**	**0.0000**	**0.0000**

4.0 Operational Detail - Mobile

4.1 Mitigation Measures Mobile

	ROG	NOx	CO	SO2	Fugitive PM10	Exhaust PM10	PM10 Total	Fugitive PM2.5	Exhaust PM2.5	PM2.5 Total	Bio- CO2	NBio- CO2	Total CO2	CH4	N2O	CO2e
Category	tons/yr										MT/yr					
Mitigated	0.9929	39.2402	9.9213	0.1527	5.3930	0.2988	5.6919	1.5069	0.2858	1.7927	0.0000	15,357.9767	15,357.9767	1.1597	0.0000	15,386.9698
Unmitigated	0.9929	39.2402	9.9213	0.1527	5.3930	0.2988	5.6919	1.5069	0.2858	1.7927	0.0000	15,357.9767	15,357.9767	1.1597	0.0000	15,386.9698

4.2 Trip Summary Information

	Average Daily Trip Rate			Unmitigated	Mitigated
Land Use	Weekday	Saturday	Sunday	Annual VMT	Annual VMT
Other Asphalt Surfaces	0.00	0.00	0.00		
Parking Lot	0.00	0.00	0.00		
Refrigerated Warehouse-No Rail	552.02	552.02	552.02	8,037,392	8,037,392
Unrefrigerated Warehouse-No Rail	306.02	306.02	306.02	4,455,715	4,455,715
Total	858.04	858.04	858.04	12,493,107	12,493,107

4.3 Trip Type Information

	Miles			Trip %			Trip Purpose %		
Land Use	H-W or C-W	H-S or C-C	H-O or C-NW	H-W or C-W	H-S or C-C	H-O or C-NW	Primary	Diverted	Pass-by
Other Asphalt Surfaces	16.60	8.40	6.90	0.00	0.00	0.00	0	0	0
Parking Lot	16.60	8.40	6.90	0.00	0.00	0.00	0	0	0
Refrigerated Warehouse-No Rail	40.00	8.40	6.90	100.00	0.00	0.00	100	0	0
Unrefrigerated Warehouse-No Rail	40.00	8.40	6.90	100.00	0.00	0.00	100	0	0

4.4 Fleet Mix

Land Use	LDA	LDT1	LDT2	MDV	LHD1	LHD2	MHD	HHD	OBUS	UBUS	MCY	SBUS	MH
Other Asphalt Surfaces	0.561378	0.043284	0.209473	0.111826	0.015545	0.005795	0.025829	0.017125	0.001747	0.001542	0.004926	0.000594	0.000934
Parking Lot	0.561378	0.043284	0.209473	0.111826	0.015545	0.005795	0.025829	0.017125	0.001747	0.001542	0.004926	0.000594	0.000934
Refrigerated Warehouse-No Rail	0.000000	0.000000	0.000000	0.000000	0.347800	0.000000	0.108700	0.543500	0.000000	0.000000	0.000000	0.000000	0.000000
Unrefrigerated Warehouse-No Rail	0.000000	0.000000	0.000000	0.000000	0.106200	0.000000	0.106200	0.787600	0.000000	0.000000	0.000000	0.000000	0.000000

5.0 Energy Detail

Historical Energy Use: N

5.1 Mitigation Measures Energy

	ROG	NOx	CO	SO2	Fugitive PM10	Exhaust PM10	PM10 Total	Fugitive PM2.5	Exhaust PM2.5	PM2.5 Total	Bio- CO2	NBio- CO2	Total CO2	CH4	N2O	CO2e
Category	tons/yr										MT/yr					
Electricity Mitigated						0.0000	0.0000		0.0000	0.0000	0.0000	6,403.2458	6,403.2458	0.2644	0.0547	6,426.1536
Electricity Unmitigated						0.0000	0.0000		0.0000	0.0000	0.0000	6,403.2458	6,403.2458	0.2644	0.0547	6,426.1536
NaturalGas Mitigated	0.0149	0.1353	0.1137	8.1000e-004		0.0103	0.0103		0.0103	0.0103	0.0000	147.2891	147.2891	2.8200e-003	2.7000e-003	148.1644
NaturalGas Unmitigated	0.0149	0.1353	0.1137	8.1000e-004		0.0103	0.0103		0.0103	0.0103	0.0000	147.2891	147.2891	2.8200e-003	2.7000e-003	148.1644

5.2 Energy by Land Use - NaturalGas

Unmitigated

	NaturalGas Use	ROG	NOx	CO	SO2	Fugitive PM10	Exhaust PM10	PM10 Total	Fugitive PM2.5	Exhaust PM2.5	PM2.5 Total	Bio- CO2	NBio- CO2	Total CO2	CH4	N2O	CO2e
Land Use	kBTU/yr	tons/yr										MT/yr					
Other Asphalt Surfaces	0	0.0000	0.0000	0.0000	0.0000		0.0000	0.0000		0.0000	0.0000	0.0000	0.0000	0.0000	0.0000	0.0000	0.0000
Parking Lot	0	0.0000	0.0000	0.0000	0.0000		0.0000	0.0000		0.0000	0.0000	0.0000	0.0000	0.0000	0.0000	0.0000	0.0000
Refrigerated Warehouse-No Rail	531097	2.8600e-003	0.0260	0.0219	1.6000e-004		1.9800e-003	1.9800e-003		1.9800e-003	1.9800e-003	0.0000	28.3413	28.3413	5.4000e-004	5.2000e-004	28.5098
Unrefrigerated Warehouse-No Rail	2.229e+006	0.0120	0.1093	0.0918	6.6000e-004		8.3000e-003	8.3000e-003		8.3000e-003	8.3000e-003	0.0000	118.9478	118.9478	2.2800e-003	2.1800e-003	119.6546
Total		**0.0149**	**0.1353**	**0.1137**	**8.2000e-004**		**0.0103**	**0.0103**		**0.0103**	**0.0103**	**0.0000**	**147.2891**	**147.2891**	**2.8200e-003**	**2.7000e-003**	**148.1644**

5.2 Energy by Land Use - NaturalGas

Mitigated

	NaturalGas Use	ROG	NOx	CO	SO2	Fugitive PM10	Exhaust PM10	PM10 Total	Fugitive PM2.5	Exhaust PM2.5	PM2.5 Total	Bio- CO2	NBio- CO2	Total CO2	CH4	N2O	CO2e
Land Use	kBTU/yr	tons/yr										MT/yr					
Other Asphalt Surfaces	0	0.0000	0.0000	0.0000	0.0000		0.0000	0.0000		0.0000	0.0000	0.0000	0.0000	0.0000	0.0000	0.0000	0.0000
Parking Lot	0	0.0000	0.0000	0.0000	0.0000		0.0000	0.0000		0.0000	0.0000	0.0000	0.0000	0.0000	0.0000	0.0000	0.0000
Refrigerated Warehouse-No Rail	531097	2.8600e-003	0.0260	0.0219	1.6000e-004		1.9800e-003	1.9800e-003		1.9800e-003	1.9800e-003	0.0000	28.3413	28.3413	5.4000e-004	5.2000e-004	28.5098
Unrefrigerated Warehouse-No Rail	2.229e+006	0.0120	0.1093	0.0918	6.6000e-004		8.3000e-003	8.3000e-003		8.3000e-003	8.3000e-003	0.0000	118.9478	118.9478	2.2800e-003	2.1800e-003	119.6546
Total		**0.0149**	**0.1353**	**0.1137**	**8.2000e-004**		**0.0103**	**0.0103**		**0.0103**	**0.0103**	**0.0000**	**147.2891**	**147.2891**	**2.8200e-003**	**2.7000e-003**	**148.1644**

5.3 Energy by Land Use - Electricity

Unmitigated

	Electricity Use	Total CO2	CH4	N2O	CO2e
Land Use	kWh/yr	MT/yr			
Other Asphalt Surfaces	0	0.0000	0.0000	0.0000	0.0000
Parking Lot	164500	52.4132	2.1600e-003	4.5000e-004	52.6007
Refrigerated Warehouse-No Rail	1.72043e+007	5,481.6633	0.2263	0.0468	5,501.2742
Unrefrigerated Warehouse-No Rail	2.72791e+006	869.1693	0.0359	7.4200e-003	872.2787
Total		**6,403.2458**	**0.2644**	**0.0547**	**6,426.1536**

5.3 Energy by Land Use - Electricity

Mitigated

	Electricity Use	Total CO2	CH4	N2O	CO2e
Land Use	kWh/yr	MT/yr			
Other Asphalt Surfaces	0	0.0000	0.0000	0.0000	0.0000
Parking Lot	164500	52.4132	2.1600e-003	4.5000e-004	52.6007
Refrigerated Warehouse-No Rail	1.72043e+007	5,481.6633	0.2263	0.0468	5,501.2742
Unrefrigerated Warehouse-No Rail	2.72791e+006	869.1693	0.0359	7.4200e-003	872.2787
Total		**6,403.2458**	**0.2644**	**0.0547**	**6,426.1536**

6.0 Area Detail

6.1 Mitigation Measures Area

	ROG	NOx	CO	SO2	Fugitive PM10	Exhaust PM10	PM10 Total	Fugitive PM2.5	Exhaust PM2.5	PM2.5 Total	Bio- CO2	NBio- CO2	Total CO2	CH4	N2O	CO2e
Category	tons/yr										MT/yr					
Mitigated	6.6655	4.2000e-004	0.0458	0.0000		1.6000e-004	1.6000e-004		1.6000e-004	1.6000e-004	0.0000	0.0890	0.0890	2.3000e-004	0.0000	0.0948
Unmitigated	6.6655	4.2000e-004	0.0458	0.0000		1.6000e-004	1.6000e-004		1.6000e-004	1.6000e-004	0.0000	0.0890	0.0890	2.3000e-004	0.0000	0.0948

6.2 Area by SubCategory

Unmitigated

	ROG	NOx	CO	SO2	Fugitive PM10	Exhaust PM10	PM10 Total	Fugitive PM2.5	Exhaust PM2.5	PM2.5 Total	Bio- CO2	NBio- CO2	Total CO2	CH4	N2O	CO2e
SubCategory	tons/yr										MT/yr					
Architectural Coating	0.7636					0.0000	0.0000		0.0000	0.0000	0.0000	0.0000	0.0000	0.0000	0.0000	0.0000
Consumer Products	5.8976					0.0000	0.0000		0.0000	0.0000	0.0000	0.0000	0.0000	0.0000	0.0000	0.0000
Landscaping	4.2600e-003	4.2000e-004	0.0458	0.0000		1.6000e-004	1.6000e-004		1.6000e-004	1.6000e-004	0.0000	0.0890	0.0890	2.3000e-004	0.0000	0.0948
Total	**6.6655**	**4.2000e-004**	**0.0458**	**0.0000**		**1.6000e-004**	**1.6000e-004**		**1.6000e-004**	**1.6000e-004**	**0.0000**	**0.0890**	**0.0890**	**2.3000e-004**	**0.0000**	**0.0948**

6.2 Area by SubCategory

Mitigated

	ROG	NOx	CO	SO2	Fugitive PM10	Exhaust PM10	PM10 Total	Fugitive PM2.5	Exhaust PM2.5	PM2.5 Total	Bio- CO2	NBio- CO2	Total CO2	CH4	N2O	CO2e
SubCategory	tons/yr										MT/yr					
Architectural Coating	0.7636					0.0000	0.0000		0.0000	0.0000	0.0000	0.0000	0.0000	0.0000	0.0000	0.0000
Consumer Products	5.8976					0.0000	0.0000		0.0000	0.0000	0.0000	0.0000	0.0000	0.0000	0.0000	0.0000
Landscaping	4.2600e-003	4.2000e-004	0.0458	0.0000		1.6000e-004	1.6000e-004		1.6000e-004	1.6000e-004	0.0000	0.0890	0.0890	2.3000e-004	0.0000	0.0948
Total	**6.6655**	**4.2000e-004**	**0.0458**	**0.0000**		**1.6000e-004**	**1.6000e-004**		**1.6000e-004**	**1.6000e-004**	**0.0000**	**0.0890**	**0.0890**	**2.3000e-004**	**0.0000**	**0.0948**

7.0 Water Detail

7.1 Mitigation Measures Water

	Total CO2	CH4	N2O	CO2e
Category	MT/yr			
Mitigated	69.0246	0.4355	0.0108	83.1212
Unmitigated	69.0246	0.4355	0.0108	83.1212

7.2 Water by Land Use

Unmitigated

	Indoor/Outdoor Use	Total CO2	CH4	N2O	CO2e
Land Use	Mgal	MT/yr			
Other Asphalt Surfaces	0 / 0	0.0000	0.0000	0.0000	0.0000
Parking Lot	0 / 0	0.0000	0.0000	0.0000	0.0000
Refrigerated Warehouse-No Rail	0 / 0	0.0000	0.0000	0.0000	0.0000
Unrefrigerated Warehouse-No Rail	13.2816 / 2.74261	69.0246	0.4355	0.0108	83.1212
Total		**69.0246**	**0.4355**	**0.0108**	**83.1212**

7.2 Water by Land Use

Mitigated

	Indoor/Outdoor Use	Total CO2	CH4	N2O	CO2e
Land Use	Mgal	MT/yr			
Other Asphalt Surfaces	0 / 0	0.0000	0.0000	0.0000	0.0000
Parking Lot	0 / 0	0.0000	0.0000	0.0000	0.0000
Refrigerated Warehouse-No Rail	0 / 0	0.0000	0.0000	0.0000	0.0000
Unrefrigerated Warehouse-No Rail	13.2816 / 2.74261	69.0246	0.4355	0.0108	83.1212
Total		**69.0246**	**0.4355**	**0.0108**	**83.1212**

8.0 Waste Detail

8.1 Mitigation Measures Waste

Category/Year

	Total CO2	CH4	N2O	CO2e
	MT/yr			
Mitigated	307.0888	18.1484	0.0000	760.7995
Unmitigated	307.0888	18.1484	0.0000	760.7995

8.2 Waste by Land Use

Unmitigated

	Waste Disposed	Total CO2	CH4	N2O	CO2e
Land Use	tons	MT/yr			
Other Asphalt Surfaces	0	0.0000	0.0000	0.0000	0.0000
Parking Lot	0	0.0000	0.0000	0.0000	0.0000
Refrigerated Warehouse-No Rail	756.41	153.5444	9.0742	0.0000	380.3997
Unrefrigerated Warehouse-No Rail	756.41	153.5444	9.0742	0.0000	380.3997
Total		**307.0888**	**18.1484**	**0.0000**	**760.7995**

8.2 Waste by Land Use

Mitigated

	Waste Disposed	Total CO2	CH4	N2O	CO2e
Land Use	tons	MT/yr			
Other Asphalt Surfaces	0	0.0000	0.0000	0.0000	0.0000
Parking Lot	0	0.0000	0.0000	0.0000	0.0000
Refrigerated Warehouse-No Rail	756.41	153.5444	9.0742	0.0000	380.3997
Unrefrigerated Warehouse-No Rail	756.41	153.5444	9.0742	0.0000	380.3997
Total		**307.0888**	**18.1484**	**0.0000**	**760.7995**

9.0 Operational Offroad

Equipment Type	Number	Hours/Day	Days/Year	Horse Power	Load Factor	Fuel Type
Tractors/Loaders/Backhoes	6	4.00	365	200	0.37	CNG

UnMitigated/Mitigated

	ROG	NOx	CO	SO2	Fugitive PM10	Exhaust PM10	PM10 Total	Fugitive PM2.5	Exhaust PM2.5	PM2.5 Total	Bio- CO2	NBio- CO2	Total CO2	CH4	N2O	CO2e
Equipment Type	tons/yr										MT/yr					
Tractors/Loaders/ Backhoes	0.1336	1.3881	0.8307	3.4700e-003		0.0479	0.0479		0.0441	0.0441	0.0000	304.7529	304.7529	0.0986	0.0000	307.2170
Total	**0.1336**	**1.3881**	**0.8307**	**3.4700e-003**		**0.0479**	**0.0479**		**0.0441**	**0.0441**	**0.0000**	**304.7529**	**304.7529**	**0.0986**	**0.0000**	**307.2170**

10.0 Stationary Equipment

Fire Pumps and Emergency Generators

Equipment Type	Number	Hours/Day	Hours/Year	Horse Power	Load Factor	Fuel Type

Boilers

Equipment Type	Number	Heat Input/Day	Heat Input/Year	Boiler Rating	Fuel Type

User Defined Equipment

Equipment Type	Number

11.0 Vegetation

This page intentionally left blank

APPENDIX 3.4:

CALEEMOD EXISTING ANNUAL OPERATIONAL (PASSENGER CARS) EMISSIONS MODEL OUTPUTS

GLC Fullerton - Existing (Operations - Passenger Cars)

Orange County, Annual

1.0 Project Characteristics

1.1 Land Usage

Land Uses	Size	Metric	Lot Acreage	Floor Surface Area	Population
Unrefrigerated Warehouse-No Rail	1,210.72	1000sqft	27.79	1,210,720.00	0

1.2 Other Project Characteristics

Urbanization	Urban	**Wind Speed (m/s)**	2.2	**Precipitation Freq (Days)**	30
Climate Zone	8			**Operational Year**	2020
Utility Company	Southern California Edison				
CO2 Intensity (lb/MWhr)	702.44	**CH4 Intensity (lb/MWhr)**	0.029	**N2O Intensity (lb/MWhr)**	0.006

1.3 User Entered Comments & Non-Default Data

GLC Fullerton - Existing (Operations - Passenger Cars) - Orange County, Annual

Project Characteristics -

Land Use -

Construction Phase - Operations Run Only.

Off-road Equipment - Operations Run Only.

Trips and VMT - Operations Run Only.

Vehicle Trips - Trip Rates based on information provided by the Project Applicant.

Vehicle Emission Factors - EMFAC2017

Vehicle Emission Factors - EMFAC2017

Vehicle Emission Factors - EMFAC2017

Energy Use - Based on information provided by the Project Applicant

Water And Wastewater - Based on information provided by the Project Applicant

Fleet Mix - Passenger Car Fleet Mix estimated based on the ratio of the vehicle classes in CalEEMod default fleet mix.

Table Name	Column Name	Default Value	New Value
tblConstructionPhase	NumDays	30.00	0.00
tblEnergyUse	LightingElect	1.96	0.00
tblEnergyUse	NT24E	1.61	0.00
tblEnergyUse	NT24NG	0.05	0.00
tblEnergyUse	T24E	0.59	11.31
tblEnergyUse	T24NG	3.88	998.29
tblFleetMix	HHD	0.02	0.00
tblFleetMix	LDA	0.56	0.60
tblFleetMix	LDT1	0.04	0.05
tblFleetMix	LDT2	0.21	0.23
tblFleetMix	LHD1	0.02	0.00
tblFleetMix	LHD2	5.7950e-003	0.00
tblFleetMix	MCY	4.8670e-003	0.00

tblFleetMix	MDV	0.12	0.13
tblFleetMix	MH	1.0020e-003	0.00
tblFleetMix	MHD	0.03	0.00
tblFleetMix	OBUS	1.6770e-003	0.00
tblFleetMix	SBUS	5.8600e-004	0.00
tblFleetMix	UBUS	1.5860e-003	0.00
tblOffRoadEquipment	OffRoadEquipmentUnitAmount	1.00	0.00
tblOffRoadEquipment	OffRoadEquipmentUnitAmount	3.00	0.00
tblOffRoadEquipment	OffRoadEquipmentUnitAmount	2.00	0.00
tblVehicleEF	HHD	0.68	0.03
tblVehicleEF	HHD	0.16	0.14
tblVehicleEF	HHD	0.09	1.0000e-006
tblVehicleEF	HHD	2.50	5.17
tblVehicleEF	HHD	1.28	0.89
tblVehicleEF	HHD	4.02	0.01
tblVehicleEF	HHD	4,165.36	1,051.82
tblVehicleEF	HHD	1,705.02	1,547.79
tblVehicleEF	HHD	12.47	0.09
tblVehicleEF	HHD	21.32	6.01
tblVehicleEF	HHD	4.38	4.40
tblVehicleEF	HHD	0.02	0.01
tblVehicleEF	HHD	0.06	0.06
tblVehicleEF	HHD	0.03	0.04
tblVehicleEF	HHD	0.02	0.06
tblVehicleEF	HHD	1.2400e-004	2.0000e-006
tblVehicleEF	HHD	0.02	0.01
tblVehicleEF	HHD	0.03	0.03

tblVehicleEF	HHD	8.6780e-003	8.7700e-003
tblVehicleEF	HHD	0.02	0.06
tblVehicleEF	HHD	1.1400e-004	2.0000e-006
tblVehicleEF	HHD	1.2700e-004	7.0000e-006
tblVehicleEF	HHD	5.4480e-003	2.8300e-004
tblVehicleEF	HHD	0.60	0.42
tblVehicleEF	HHD	9.4000e-005	5.0000e-006
tblVehicleEF	HHD	0.14	0.14
tblVehicleEF	HHD	5.1600e-004	1.3050e-003
tblVehicleEF	HHD	0.11	4.0000e-006
tblVehicleEF	HHD	0.04	9.6460e-003
tblVehicleEF	HHD	0.02	0.01
tblVehicleEF	HHD	1.9100e-004	1.0000e-006
tblVehicleEF	HHD	1.2700e-004	7.0000e-006
tblVehicleEF	HHD	5.4480e-003	2.8300e-004
tblVehicleEF	HHD	0.72	0.48
tblVehicleEF	HHD	9.4000e-005	5.0000e-006
tblVehicleEF	HHD	0.31	0.30
tblVehicleEF	HHD	5.1600e-004	1.3050e-003
tblVehicleEF	HHD	0.12	5.0000e-006
tblVehicleEF	HHD	0.64	0.03
tblVehicleEF	HHD	0.16	0.14
tblVehicleEF	HHD	0.09	1.0000e-006
tblVehicleEF	HHD	1.82	5.02
tblVehicleEF	HHD	1.29	0.89
tblVehicleEF	HHD	3.83	0.01
tblVehicleEF	HHD	4,410.69	1,052.97

tblVehicleEF	HHD	1,705.02	1,547.79
tblVehicleEF	HHD	12.47	0.09
tblVehicleEF	HHD	21.99	5.89
tblVehicleEF	HHD	4.15	4.17
tblVehicleEF	HHD	0.02	0.01
tblVehicleEF	HHD	0.06	0.06
tblVehicleEF	HHD	0.03	0.04
tblVehicleEF	HHD	0.02	0.06
tblVehicleEF	HHD	1.2400e-004	2.0000e-006
tblVehicleEF	HHD	0.02	0.01
tblVehicleEF	HHD	0.03	0.03
tblVehicleEF	HHD	8.6780e-003	8.7700e-003
tblVehicleEF	HHD	0.02	0.06
tblVehicleEF	HHD	1.1400e-004	2.0000e-006
tblVehicleEF	HHD	1.8300e-004	1.0000e-005
tblVehicleEF	HHD	5.5360e-003	2.8700e-004
tblVehicleEF	HHD	0.57	0.43
tblVehicleEF	HHD	1.3500e-004	7.0000e-006
tblVehicleEF	HHD	0.14	0.14
tblVehicleEF	HHD	5.0200e-004	1.2830e-003
tblVehicleEF	HHD	0.10	4.0000e-006
tblVehicleEF	HHD	0.04	9.6560e-003
tblVehicleEF	HHD	0.02	0.01
tblVehicleEF	HHD	1.8800e-004	1.0000e-006
tblVehicleEF	HHD	1.8300e-004	1.0000e-005
tblVehicleEF	HHD	5.5360e-003	2.8700e-004
tblVehicleEF	HHD	0.68	0.50

tblVehicleEF	HHD	1.3500e-004	7.0000e-006
tblVehicleEF	HHD	0.31	0.30
tblVehicleEF	HHD	5.0200e-004	1.2830e-003
tblVehicleEF	HHD	0.11	5.0000e-006
tblVehicleEF	HHD	0.73	0.02
tblVehicleEF	HHD	0.16	6.2250e-003
tblVehicleEF	HHD	0.09	1.0000e-006
tblVehicleEF	HHD	3.44	5.22
tblVehicleEF	HHD	1.28	0.54
tblVehicleEF	HHD	4.06	0.01
tblVehicleEF	HHD	3,826.56	1,019.69
tblVehicleEF	HHD	1,705.02	1,455.85
tblVehicleEF	HHD	12.47	0.09
tblVehicleEF	HHD	20.38	5.98
tblVehicleEF	HHD	4.31	4.24
tblVehicleEF	HHD	0.03	0.01
tblVehicleEF	HHD	0.06	0.06
tblVehicleEF	HHD	0.03	0.03
tblVehicleEF	HHD	0.02	0.06
tblVehicleEF	HHD	1.2400e-004	2.0000e-006
tblVehicleEF	HHD	0.03	0.01
tblVehicleEF	HHD	0.03	0.03
tblVehicleEF	HHD	8.6780e-003	8.5320e-003
tblVehicleEF	HHD	0.02	0.06
tblVehicleEF	HHD	1.1400e-004	2.0000e-006
tblVehicleEF	HHD	1.2800e-004	7.0000e-006
tblVehicleEF	HHD	5.9880e-003	3.1600e-004

tblVehicleEF	HHD	0.65	0.40
tblVehicleEF	HHD	9.6000e-005	5.0000e-006
tblVehicleEF	HHD	0.14	0.13
tblVehicleEF	HHD	5.5700e-004	1.3900e-003
tblVehicleEF	HHD	0.11	4.0000e-006
tblVehicleEF	HHD	0.03	9.6340e-003
tblVehicleEF	HHD	0.02	0.01
tblVehicleEF	HHD	1.9200e-004	1.0000e-006
tblVehicleEF	HHD	1.2800e-004	7.0000e-006
tblVehicleEF	HHD	5.9880e-003	3.1600e-004
tblVehicleEF	HHD	0.77	0.45
tblVehicleEF	HHD	9.6000e-005	5.0000e-006
tblVehicleEF	HHD	0.31	0.15
tblVehicleEF	HHD	5.5700e-004	1.3900e-003
tblVehicleEF	HHD	0.12	5.0000e-006
tblVehicleEF	LDA	4.7780e-003	3.0710e-003
tblVehicleEF	LDA	5.9450e-003	0.06
tblVehicleEF	LDA	0.62	0.74
tblVehicleEF	LDA	1.22	2.18
tblVehicleEF	LDA	274.63	273.25
tblVehicleEF	LDA	60.47	55.82
tblVehicleEF	LDA	0.05	0.04
tblVehicleEF	LDA	1.9490e-003	1.7640e-003
tblVehicleEF	LDA	2.2950e-003	2.0230e-003
tblVehicleEF	LDA	1.7970e-003	1.6250e-003
tblVehicleEF	LDA	2.1100e-003	1.8600e-003
tblVehicleEF	LDA	0.04	0.05

tblVehicleEF	LDA	0.10	0.10
tblVehicleEF	LDA	0.04	0.05
tblVehicleEF	LDA	0.01	0.01
tblVehicleEF	LDA	0.04	0.22
tblVehicleEF	LDA	0.08	0.25
tblVehicleEF	LDA	2.7500e-003	2.7030e-003
tblVehicleEF	LDA	6.2500e-004	5.5200e-004
tblVehicleEF	LDA	0.04	0.05
tblVehicleEF	LDA	0.10	0.10
tblVehicleEF	LDA	0.04	0.05
tblVehicleEF	LDA	0.02	0.02
tblVehicleEF	LDA	0.04	0.22
tblVehicleEF	LDA	0.09	0.28
tblVehicleEF	LDA	5.0430e-003	3.2650e-003
tblVehicleEF	LDA	5.3400e-003	0.05
tblVehicleEF	LDA	0.67	0.81
tblVehicleEF	LDA	1.06	1.88
tblVehicleEF	LDA	286.20	284.47
tblVehicleEF	LDA	60.47	55.26
tblVehicleEF	LDA	0.05	0.04
tblVehicleEF	LDA	1.9490e-003	1.7640e-003
tblVehicleEF	LDA	2.2950e-003	2.0230e-003
tblVehicleEF	LDA	1.7970e-003	1.6250e-003
tblVehicleEF	LDA	2.1100e-003	1.8600e-003
tblVehicleEF	LDA	0.06	0.08
tblVehicleEF	LDA	0.10	0.11
tblVehicleEF	LDA	0.05	0.07

tblVehicleEF	LDA	0.01	0.01
tblVehicleEF	LDA	0.04	0.20
tblVehicleEF	LDA	0.07	0.23
tblVehicleEF	LDA	2.8670e-003	2.8140e-003
tblVehicleEF	LDA	6.2300e-004	5.4700e-004
tblVehicleEF	LDA	0.06	0.08
tblVehicleEF	LDA	0.10	0.11
tblVehicleEF	LDA	0.05	0.07
tblVehicleEF	LDA	0.02	0.02
tblVehicleEF	LDA	0.04	0.20
tblVehicleEF	LDA	0.08	0.25
tblVehicleEF	LDA	4.6870e-003	3.0090e-003
tblVehicleEF	LDA	6.0690e-003	0.06
tblVehicleEF	LDA	0.60	0.71
tblVehicleEF	LDA	1.26	2.24
tblVehicleEF	LDA	270.36	269.11
tblVehicleEF	LDA	60.47	55.94
tblVehicleEF	LDA	0.05	0.04
tblVehicleEF	LDA	1.9490e-003	1.7640e-003
tblVehicleEF	LDA	2.2950e-003	2.0230e-003
tblVehicleEF	LDA	1.7970e-003	1.6250e-003
tblVehicleEF	LDA	2.1100e-003	1.8600e-003
tblVehicleEF	LDA	0.04	0.05
tblVehicleEF	LDA	0.11	0.11
tblVehicleEF	LDA	0.04	0.05
tblVehicleEF	LDA	0.01	0.01
tblVehicleEF	LDA	0.05	0.24

tblVehicleEF	LDA	0.08	0.26
tblVehicleEF	LDA	2.7070e-003	2.6620e-003
tblVehicleEF	LDA	6.2600e-004	5.5400e-004
tblVehicleEF	LDA	0.04	0.05
tblVehicleEF	LDA	0.11	0.11
tblVehicleEF	LDA	0.04	0.05
tblVehicleEF	LDA	0.02	0.02
tblVehicleEF	LDA	0.05	0.24
tblVehicleEF	LDA	0.09	0.28
tblVehicleEF	LDT1	0.01	7.1120e-003
tblVehicleEF	LDT1	0.02	0.08
tblVehicleEF	LDT1	1.30	1.41
tblVehicleEF	LDT1	3.03	2.41
tblVehicleEF	LDT1	333.96	321.22
tblVehicleEF	LDT1	73.56	66.88
tblVehicleEF	LDT1	0.12	0.12
tblVehicleEF	LDT1	2.6710e-003	2.4990e-003
tblVehicleEF	LDT1	3.4230e-003	2.8430e-003
tblVehicleEF	LDT1	2.4590e-003	2.2990e-003
tblVehicleEF	LDT1	3.1480e-003	2.6140e-003
tblVehicleEF	LDT1	0.13	0.13
tblVehicleEF	LDT1	0.27	0.21
tblVehicleEF	LDT1	0.11	0.11
tblVehicleEF	LDT1	0.03	0.03
tblVehicleEF	LDT1	0.17	0.71
tblVehicleEF	LDT1	0.21	0.40
tblVehicleEF	LDT1	3.3550e-003	3.1790e-003

tblVehicleEF	LDT1	7.8900e-004	6.6200e-004
tblVehicleEF	LDT1	0.13	0.13
tblVehicleEF	LDT1	0.27	0.21
tblVehicleEF	LDT1	0.11	0.11
tblVehicleEF	LDT1	0.04	0.05
tblVehicleEF	LDT1	0.17	0.71
tblVehicleEF	LDT1	0.23	0.44
tblVehicleEF	LDT1	0.01	7.5080e-003
tblVehicleEF	LDT1	0.01	0.07
tblVehicleEF	LDT1	1.40	1.52
tblVehicleEF	LDT1	2.61	2.07
tblVehicleEF	LDT1	347.44	332.69
tblVehicleEF	LDT1	73.56	66.20
tblVehicleEF	LDT1	0.11	0.10
tblVehicleEF	LDT1	2.6710e-003	2.4990e-003
tblVehicleEF	LDT1	3.4230e-003	2.8430e-003
tblVehicleEF	LDT1	2.4590e-003	2.2990e-003
tblVehicleEF	LDT1	3.1480e-003	2.6140e-003
tblVehicleEF	LDT1	0.19	0.20
tblVehicleEF	LDT1	0.28	0.22
tblVehicleEF	LDT1	0.15	0.16
tblVehicleEF	LDT1	0.03	0.03
tblVehicleEF	LDT1	0.15	0.66
tblVehicleEF	LDT1	0.19	0.36
tblVehicleEF	LDT1	3.4910e-003	3.2920e-003
tblVehicleEF	LDT1	7.8100e-004	6.5500e-004
tblVehicleEF	LDT1	0.19	0.20

tblVehicleEF	LDT1	0.28	0.22
tblVehicleEF	LDT1	0.15	0.16
tblVehicleEF	LDT1	0.04	0.05
tblVehicleEF	LDT1	0.15	0.66
tblVehicleEF	LDT1	0.21	0.39
tblVehicleEF	LDT1	0.01	6.9840e-003
tblVehicleEF	LDT1	0.02	0.08
tblVehicleEF	LDT1	1.26	1.36
tblVehicleEF	LDT1	3.12	2.48
tblVehicleEF	LDT1	328.99	316.99
tblVehicleEF	LDT1	73.56	67.02
tblVehicleEF	LDT1	0.12	0.11
tblVehicleEF	LDT1	2.6710e-003	2.4990e-003
tblVehicleEF	LDT1	3.4230e-003	2.8430e-003
tblVehicleEF	LDT1	2.4590e-003	2.2990e-003
tblVehicleEF	LDT1	3.1480e-003	2.6140e-003
tblVehicleEF	LDT1	0.13	0.14
tblVehicleEF	LDT1	0.31	0.24
tblVehicleEF	LDT1	0.11	0.11
tblVehicleEF	LDT1	0.03	0.03
tblVehicleEF	LDT1	0.19	0.84
tblVehicleEF	LDT1	0.22	0.41
tblVehicleEF	LDT1	3.3050e-003	3.1370e-003
tblVehicleEF	LDT1	7.9000e-004	6.6300e-004
tblVehicleEF	LDT1	0.13	0.14
tblVehicleEF	LDT1	0.31	0.24
tblVehicleEF	LDT1	0.11	0.11

tblVehicleEF	LDT1	0.04	0.04
tblVehicleEF	LDT1	0.19	0.84
tblVehicleEF	LDT1	0.24	0.45
tblVehicleEF	LDT2	6.2570e-003	4.5150e-003
tblVehicleEF	LDT2	7.5390e-003	0.07
tblVehicleEF	LDT2	0.79	0.99
tblVehicleEF	LDT2	1.57	2.78
tblVehicleEF	LDT2	381.95	352.81
tblVehicleEF	LDT2	84.25	73.75
tblVehicleEF	LDT2	0.08	0.08
tblVehicleEF	LDT2	1.8030e-003	1.7120e-003
tblVehicleEF	LDT2	2.1770e-003	1.9010e-003
tblVehicleEF	LDT2	1.6590e-003	1.5760e-003
tblVehicleEF	LDT2	2.0020e-003	1.7480e-003
tblVehicleEF	LDT2	0.05	0.07
tblVehicleEF	LDT2	0.11	0.13
tblVehicleEF	LDT2	0.05	0.08
tblVehicleEF	LDT2	0.02	0.02
tblVehicleEF	LDT2	0.06	0.40
tblVehicleEF	LDT2	0.10	0.34
tblVehicleEF	LDT2	3.8250e-003	3.4900e-003
tblVehicleEF	LDT2	8.6900e-004	7.3000e-004
tblVehicleEF	LDT2	0.05	0.07
tblVehicleEF	LDT2	0.11	0.13
tblVehicleEF	LDT2	0.05	0.08
tblVehicleEF	LDT2	0.02	0.03
tblVehicleEF	LDT2	0.06	0.40

tblVehicleEF	LDT2	0.11	0.38
tblVehicleEF	LDT2	6.6030e-003	4.7900e-003
tblVehicleEF	LDT2	6.7840e-003	0.07
tblVehicleEF	LDT2	0.86	1.07
tblVehicleEF	LDT2	1.36	2.40
tblVehicleEF	LDT2	397.64	364.26
tblVehicleEF	LDT2	84.25	73.03
tblVehicleEF	LDT2	0.07	0.07
tblVehicleEF	LDT2	1.8030e-003	1.7120e-003
tblVehicleEF	LDT2	2.1770e-003	1.9010e-003
tblVehicleEF	LDT2	1.6590e-003	1.5760e-003
tblVehicleEF	LDT2	2.0020e-003	1.7480e-003
tblVehicleEF	LDT2	0.07	0.11
tblVehicleEF	LDT2	0.12	0.13
tblVehicleEF	LDT2	0.07	0.11
tblVehicleEF	LDT2	0.02	0.02
tblVehicleEF	LDT2	0.06	0.37
tblVehicleEF	LDT2	0.09	0.31
tblVehicleEF	LDT2	3.9830e-003	3.6040e-003
tblVehicleEF	LDT2	8.6500e-004	7.2300e-004
tblVehicleEF	LDT2	0.07	0.11
tblVehicleEF	LDT2	0.12	0.13
tblVehicleEF	LDT2	0.07	0.11
tblVehicleEF	LDT2	0.02	0.03
tblVehicleEF	LDT2	0.06	0.37
tblVehicleEF	LDT2	0.10	0.34
tblVehicleEF	LDT2	6.1400e-003	4.4270e-003

tblVehicleEF	LDT2	7.6940e-003	0.08
tblVehicleEF	LDT2	0.76	0.96
tblVehicleEF	LDT2	1.61	2.87
tblVehicleEF	LDT2	376.16	348.58
tblVehicleEF	LDT2	84.25	73.91
tblVehicleEF	LDT2	0.08	0.08
tblVehicleEF	LDT2	1.8030e-003	1.7120e-003
tblVehicleEF	LDT2	2.1770e-003	1.9010e-003
tblVehicleEF	LDT2	1.6590e-003	1.5760e-003
tblVehicleEF	LDT2	2.0020e-003	1.7480e-003
tblVehicleEF	LDT2	0.05	0.07
tblVehicleEF	LDT2	0.12	0.14
tblVehicleEF	LDT2	0.05	0.08
tblVehicleEF	LDT2	0.02	0.02
tblVehicleEF	LDT2	0.07	0.47
tblVehicleEF	LDT2	0.10	0.35
tblVehicleEF	LDT2	3.7670e-003	3.4490e-003
tblVehicleEF	LDT2	8.7000e-004	7.3100e-004
tblVehicleEF	LDT2	0.05	0.07
tblVehicleEF	LDT2	0.12	0.14
tblVehicleEF	LDT2	0.05	0.08
tblVehicleEF	LDT2	0.02	0.03
tblVehicleEF	LDT2	0.07	0.47
tblVehicleEF	LDT2	0.11	0.39
tblVehicleEF	LHD1	6.1090e-003	6.0240e-003
tblVehicleEF	LHD1	0.01	5.5400e-003
tblVehicleEF	LHD1	0.02	0.02

tblVehicleEF	LHD1	0.16	0.19
tblVehicleEF	LHD1	0.86	0.65
tblVehicleEF	LHD1	2.73	1.14
tblVehicleEF	LHD1	9.02	9.09
tblVehicleEF	LHD1	612.35	679.34
tblVehicleEF	LHD1	34.23	12.80
tblVehicleEF	LHD1	0.08	0.06
tblVehicleEF	LHD1	1.37	0.90
tblVehicleEF	LHD1	8.4400e-004	7.2600e-004
tblVehicleEF	LHD1	9.9690e-003	9.5830e-003
tblVehicleEF	LHD1	0.01	7.4870e-003
tblVehicleEF	LHD1	9.9400e-004	2.7600e-004
tblVehicleEF	LHD1	8.0700e-004	6.9400e-004
tblVehicleEF	LHD1	2.4920e-003	2.3960e-003
tblVehicleEF	LHD1	0.01	7.1370e-003
tblVehicleEF	LHD1	9.1500e-004	2.5500e-004
tblVehicleEF	LHD1	2.9160e-003	2.3870e-003
tblVehicleEF	LHD1	0.10	0.08
tblVehicleEF	LHD1	0.02	0.02
tblVehicleEF	LHD1	1.8220e-003	1.4780e-003
tblVehicleEF	LHD1	0.07	0.05
tblVehicleEF	LHD1	0.28	0.49
tblVehicleEF	LHD1	0.29	0.09
tblVehicleEF	LHD1	9.1000e-005	8.8000e-005
tblVehicleEF	LHD1	6.0180e-003	6.6380e-003
tblVehicleEF	LHD1	3.9400e-004	1.2700e-004
tblVehicleEF	LHD1	2.9160e-003	2.3870e-003

tblVehicleEF	LHD1	0.10	0.08
tblVehicleEF	LHD1	0.03	0.03
tblVehicleEF	LHD1	1.8220e-003	1.4780e-003
tblVehicleEF	LHD1	0.09	0.06
tblVehicleEF	LHD1	0.28	0.49
tblVehicleEF	LHD1	0.32	0.09
tblVehicleEF	LHD1	6.1090e-003	6.0360e-003
tblVehicleEF	LHD1	0.01	5.6320e-003
tblVehicleEF	LHD1	0.02	0.02
tblVehicleEF	LHD1	0.16	0.19
tblVehicleEF	LHD1	0.87	0.65
tblVehicleEF	LHD1	2.61	1.09
tblVehicleEF	LHD1	9.02	9.09
tblVehicleEF	LHD1	612.35	679.36
tblVehicleEF	LHD1	34.23	12.71
tblVehicleEF	LHD1	0.08	0.06
tblVehicleEF	LHD1	1.29	0.85
tblVehicleEF	LHD1	8.4400e-004	7.2600e-004
tblVehicleEF	LHD1	9.9690e-003	9.5830e-003
tblVehicleEF	LHD1	0.01	7.4870e-003
tblVehicleEF	LHD1	9.9400e-004	2.7600e-004
tblVehicleEF	LHD1	8.0700e-004	6.9400e-004
tblVehicleEF	LHD1	2.4920e-003	2.3960e-003
tblVehicleEF	LHD1	0.01	7.1370e-003
tblVehicleEF	LHD1	9.1500e-004	2.5500e-004
tblVehicleEF	LHD1	4.0740e-003	3.3430e-003
tblVehicleEF	LHD1	0.10	0.08

tblVehicleEF	LHD1	0.02	0.02
tblVehicleEF	LHD1	2.4870e-003	2.0310e-003
tblVehicleEF	LHD1	0.07	0.05
tblVehicleEF	LHD1	0.27	0.48
tblVehicleEF	LHD1	0.28	0.08
tblVehicleEF	LHD1	9.1000e-005	8.8000e-005
tblVehicleEF	LHD1	6.0180e-003	6.6390e-003
tblVehicleEF	LHD1	3.9200e-004	1.2600e-004
tblVehicleEF	LHD1	4.0740e-003	3.3430e-003
tblVehicleEF	LHD1	0.10	0.08
tblVehicleEF	LHD1	0.03	0.03
tblVehicleEF	LHD1	2.4870e-003	2.0310e-003
tblVehicleEF	LHD1	0.09	0.06
tblVehicleEF	LHD1	0.27	0.48
tblVehicleEF	LHD1	0.30	0.09
tblVehicleEF	LHD1	6.1090e-003	6.0210e-003
tblVehicleEF	LHD1	0.01	5.5160e-003
tblVehicleEF	LHD1	0.02	0.02
tblVehicleEF	LHD1	0.16	0.19
tblVehicleEF	LHD1	0.86	0.64
tblVehicleEF	LHD1	2.74	1.15
tblVehicleEF	LHD1	9.02	9.09
tblVehicleEF	LHD1	612.35	679.34
tblVehicleEF	LHD1	34.23	12.81
tblVehicleEF	LHD1	0.08	0.06
tblVehicleEF	LHD1	1.34	0.88
tblVehicleEF	LHD1	8.4400e-004	7.2600e-004

tblVehicleEF	LHD1	9.9690e-003	9.5830e-003
tblVehicleEF	LHD1	0.01	7.4870e-003
tblVehicleEF	LHD1	9.9400e-004	2.7600e-004
tblVehicleEF	LHD1	8.0700e-004	6.9400e-004
tblVehicleEF	LHD1	2.4920e-003	2.3960e-003
tblVehicleEF	LHD1	0.01	7.1370e-003
tblVehicleEF	LHD1	9.1500e-004	2.5500e-004
tblVehicleEF	LHD1	3.0560e-003	2.5140e-003
tblVehicleEF	LHD1	0.11	0.09
tblVehicleEF	LHD1	0.02	0.02
tblVehicleEF	LHD1	1.8520e-003	1.5090e-003
tblVehicleEF	LHD1	0.07	0.05
tblVehicleEF	LHD1	0.31	0.54
tblVehicleEF	LHD1	0.29	0.09
tblVehicleEF	LHD1	9.1000e-005	8.8000e-005
tblVehicleEF	LHD1	6.0180e-003	6.6380e-003
tblVehicleEF	LHD1	3.9400e-004	1.2700e-004
tblVehicleEF	LHD1	3.0560e-003	2.5140e-003
tblVehicleEF	LHD1	0.11	0.09
tblVehicleEF	LHD1	0.03	0.03
tblVehicleEF	LHD1	1.8520e-003	1.5090e-003
tblVehicleEF	LHD1	0.08	0.06
tblVehicleEF	LHD1	0.31	0.54
tblVehicleEF	LHD1	0.32	0.10
tblVehicleEF	LHD2	4.5740e-003	4.4410e-003
tblVehicleEF	LHD2	4.8900e-003	4.0220e-003
tblVehicleEF	LHD2	0.01	0.01

tblVehicleEF	LHD2	0.13	0.16
tblVehicleEF	LHD2	0.41	0.45
tblVehicleEF	LHD2	1.51	0.81
tblVehicleEF	LHD2	13.66	13.61
tblVehicleEF	LHD2	627.61	691.93
tblVehicleEF	LHD2	29.47	10.40
tblVehicleEF	LHD2	0.10	0.09
tblVehicleEF	LHD2	1.00	1.05
tblVehicleEF	LHD2	1.1920e-003	1.1670e-003
tblVehicleEF	LHD2	0.01	0.01
tblVehicleEF	LHD2	0.01	0.01
tblVehicleEF	LHD2	5.0700e-004	1.5900e-004
tblVehicleEF	LHD2	1.1400e-003	1.1170e-003
tblVehicleEF	LHD2	2.6350e-003	2.5980e-003
tblVehicleEF	LHD2	9.7610e-003	9.9370e-003
tblVehicleEF	LHD2	4.6600e-004	1.4600e-004
tblVehicleEF	LHD2	1.2770e-003	1.5470e-003
tblVehicleEF	LHD2	0.04	0.05
tblVehicleEF	LHD2	0.02	0.02
tblVehicleEF	LHD2	8.3500e-004	9.7000e-004
tblVehicleEF	LHD2	0.05	0.05
tblVehicleEF	LHD2	0.10	0.33
tblVehicleEF	LHD2	0.15	0.06
tblVehicleEF	LHD2	1.3400e-004	1.3100e-004
tblVehicleEF	LHD2	6.1210e-003	6.7070e-003
tblVehicleEF	LHD2	3.2300e-004	1.0300e-004
tblVehicleEF	LHD2	1.2770e-003	1.5470e-003

tblVehicleEF	LHD2	0.04	0.05
tblVehicleEF	LHD2	0.02	0.03
tblVehicleEF	LHD2	8.3500e-004	9.7000e-004
tblVehicleEF	LHD2	0.06	0.06
tblVehicleEF	LHD2	0.10	0.33
tblVehicleEF	LHD2	0.16	0.07
tblVehicleEF	LHD2	4.5740e-003	4.4500e-003
tblVehicleEF	LHD2	4.9510e-003	4.0660e-003
tblVehicleEF	LHD2	0.01	0.01
tblVehicleEF	LHD2	0.13	0.16
tblVehicleEF	LHD2	0.42	0.46
tblVehicleEF	LHD2	1.45	0.77
tblVehicleEF	LHD2	13.66	13.61
tblVehicleEF	LHD2	627.61	691.93
tblVehicleEF	LHD2	29.47	10.34
tblVehicleEF	LHD2	0.10	0.09
tblVehicleEF	LHD2	0.95	0.99
tblVehicleEF	LHD2	1.1920e-003	1.1670e-003
tblVehicleEF	LHD2	0.01	0.01
tblVehicleEF	LHD2	0.01	0.01
tblVehicleEF	LHD2	5.0700e-004	1.5900e-004
tblVehicleEF	LHD2	1.1400e-003	1.1170e-003
tblVehicleEF	LHD2	2.6350e-003	2.5980e-003
tblVehicleEF	LHD2	9.7610e-003	9.9370e-003
tblVehicleEF	LHD2	4.6600e-004	1.4600e-004
tblVehicleEF	LHD2	1.7890e-003	2.1670e-003
tblVehicleEF	LHD2	0.04	0.05

tblVehicleEF	LHD2	0.02	0.02
tblVehicleEF	LHD2	1.1420e-003	1.3310e-003
tblVehicleEF	LHD2	0.05	0.05
tblVehicleEF	LHD2	0.09	0.31
tblVehicleEF	LHD2	0.14	0.06
tblVehicleEF	LHD2	1.3400e-004	1.3100e-004
tblVehicleEF	LHD2	6.1210e-003	6.7070e-003
tblVehicleEF	LHD2	3.2200e-004	1.0200e-004
tblVehicleEF	LHD2	1.7890e-003	2.1670e-003
tblVehicleEF	LHD2	0.04	0.05
tblVehicleEF	LHD2	0.02	0.03
tblVehicleEF	LHD2	1.1420e-003	1.3310e-003
tblVehicleEF	LHD2	0.06	0.06
tblVehicleEF	LHD2	0.09	0.31
tblVehicleEF	LHD2	0.15	0.06
tblVehicleEF	LHD2	4.5740e-003	4.4390e-003
tblVehicleEF	LHD2	4.8740e-003	4.0110e-003
tblVehicleEF	LHD2	0.01	0.01
tblVehicleEF	LHD2	0.13	0.16
tblVehicleEF	LHD2	0.41	0.45
tblVehicleEF	LHD2	1.52	0.81
tblVehicleEF	LHD2	13.66	13.61
tblVehicleEF	LHD2	627.61	691.92
tblVehicleEF	LHD2	29.47	10.41
tblVehicleEF	LHD2	0.10	0.09
tblVehicleEF	LHD2	0.99	1.03
tblVehicleEF	LHD2	1.1920e-003	1.1670e-003

tblVehicleEF	LHD2	0.01	0.01
tblVehicleEF	LHD2	0.01	0.01
tblVehicleEF	LHD2	5.0700e-004	1.5900e-004
tblVehicleEF	LHD2	1.1400e-003	1.1170e-003
tblVehicleEF	LHD2	2.6350e-003	2.5980e-003
tblVehicleEF	LHD2	9.7610e-003	9.9370e-003
tblVehicleEF	LHD2	4.6600e-004	1.4600e-004
tblVehicleEF	LHD2	1.3120e-003	1.6090e-003
tblVehicleEF	LHD2	0.05	0.06
tblVehicleEF	LHD2	0.02	0.02
tblVehicleEF	LHD2	8.3800e-004	9.7300e-004
tblVehicleEF	LHD2	0.05	0.05
tblVehicleEF	LHD2	0.11	0.36
tblVehicleEF	LHD2	0.15	0.06
tblVehicleEF	LHD2	1.3400e-004	1.3100e-004
tblVehicleEF	LHD2	6.1210e-003	6.7070e-003
tblVehicleEF	LHD2	3.2300e-004	1.0300e-004
tblVehicleEF	LHD2	1.3120e-003	1.6090e-003
tblVehicleEF	LHD2	0.05	0.06
tblVehicleEF	LHD2	0.02	0.03
tblVehicleEF	LHD2	8.3800e-004	9.7300e-004
tblVehicleEF	LHD2	0.06	0.06
tblVehicleEF	LHD2	0.11	0.36
tblVehicleEF	LHD2	0.16	0.07
tblVehicleEF	MCY	0.48	0.35
tblVehicleEF	MCY	0.15	0.24
tblVehicleEF	MCY	18.92	19.25

tblVehicleEF	MCY	9.54	8.41
tblVehicleEF	MCY	176.85	214.39
tblVehicleEF	MCY	45.71	60.47
tblVehicleEF	MCY	1.12	1.12
tblVehicleEF	MCY	2.0750e-003	2.0560e-003
tblVehicleEF	MCY	4.0210e-003	3.3580e-003
tblVehicleEF	MCY	1.9420e-003	1.9250e-003
tblVehicleEF	MCY	3.7960e-003	3.1690e-003
tblVehicleEF	MCY	1.14	1.16
tblVehicleEF	MCY	0.71	0.73
tblVehicleEF	MCY	0.71	0.73
tblVehicleEF	MCY	2.40	2.42
tblVehicleEF	MCY	0.67	2.16
tblVehicleEF	MCY	2.07	1.83
tblVehicleEF	MCY	2.1490e-003	2.1220e-003
tblVehicleEF	MCY	6.7400e-004	5.9800e-004
tblVehicleEF	MCY	1.14	1.16
tblVehicleEF	MCY	0.71	0.73
tblVehicleEF	MCY	0.71	0.73
tblVehicleEF	MCY	2.97	2.98
tblVehicleEF	MCY	0.67	2.16
tblVehicleEF	MCY	2.25	1.99
tblVehicleEF	MCY	0.47	0.35
tblVehicleEF	MCY	0.14	0.21
tblVehicleEF	MCY	18.20	18.49
tblVehicleEF	MCY	8.80	7.73
tblVehicleEF	MCY	176.85	212.96

tblVehicleEF	MCY	45.71	58.73
tblVehicleEF	MCY	0.98	0.99
tblVehicleEF	MCY	2.0750e-003	2.0560e-003
tblVehicleEF	MCY	4.0210e-003	3.3580e-003
tblVehicleEF	MCY	1.9420e-003	1.9250e-003
tblVehicleEF	MCY	3.7960e-003	3.1690e-003
tblVehicleEF	MCY	1.71	1.75
tblVehicleEF	MCY	0.74	0.77
tblVehicleEF	MCY	1.13	1.15
tblVehicleEF	MCY	2.34	2.36
tblVehicleEF	MCY	0.63	2.02
tblVehicleEF	MCY	1.86	1.63
tblVehicleEF	MCY	2.1360e-003	2.1070e-003
tblVehicleEF	MCY	6.5500e-004	5.8100e-004
tblVehicleEF	MCY	1.71	1.75
tblVehicleEF	MCY	0.74	0.77
tblVehicleEF	MCY	1.13	1.15
tblVehicleEF	MCY	2.89	2.91
tblVehicleEF	MCY	0.63	2.02
tblVehicleEF	MCY	2.02	1.77
tblVehicleEF	MCY	0.48	0.35
tblVehicleEF	MCY	0.15	0.24
tblVehicleEF	MCY	19.03	19.36
tblVehicleEF	MCY	9.65	8.52
tblVehicleEF	MCY	176.85	214.61
tblVehicleEF	MCY	45.71	60.78
tblVehicleEF	MCY	1.09	1.10

tblVehicleEF	MCY	2.0750e-003	2.0560e-003
tblVehicleEF	MCY	4.0210e-003	3.3580e-003
tblVehicleEF	MCY	1.9420e-003	1.9250e-003
tblVehicleEF	MCY	3.7960e-003	3.1690e-003
tblVehicleEF	MCY	1.26	1.29
tblVehicleEF	MCY	0.91	0.94
tblVehicleEF	MCY	0.76	0.77
tblVehicleEF	MCY	2.41	2.43
tblVehicleEF	MCY	0.76	2.47
tblVehicleEF	MCY	2.11	1.87
tblVehicleEF	MCY	2.1510e-003	2.1240e-003
tblVehicleEF	MCY	6.7700e-004	6.0200e-004
tblVehicleEF	MCY	1.26	1.29
tblVehicleEF	MCY	0.91	0.94
tblVehicleEF	MCY	0.76	0.77
tblVehicleEF	MCY	2.98	3.00
tblVehicleEF	MCY	0.76	2.47
tblVehicleEF	MCY	2.29	2.03
tblVehicleEF	MDV	0.01	6.3550e-003
tblVehicleEF	MDV	0.02	0.09
tblVehicleEF	MDV	1.39	1.23
tblVehicleEF	MDV	2.88	3.26
tblVehicleEF	MDV	514.66	433.88
tblVehicleEF	MDV	111.00	89.53
tblVehicleEF	MDV	0.15	0.12
tblVehicleEF	MDV	1.9370e-003	1.8690e-003
tblVehicleEF	MDV	2.3370e-003	2.0800e-003

tblVehicleEF	MDV	1.7870e-003	1.7240e-003
tblVehicleEF	MDV	2.1510e-003	1.9140e-003
tblVehicleEF	MDV	0.07	0.08
tblVehicleEF	MDV	0.16	0.14
tblVehicleEF	MDV	0.07	0.09
tblVehicleEF	MDV	0.04	0.03
tblVehicleEF	MDV	0.10	0.43
tblVehicleEF	MDV	0.22	0.45
tblVehicleEF	MDV	5.1570e-003	4.2900e-003
tblVehicleEF	MDV	1.1610e-003	8.8600e-004
tblVehicleEF	MDV	0.07	0.08
tblVehicleEF	MDV	0.16	0.14
tblVehicleEF	MDV	0.07	0.09
tblVehicleEF	MDV	0.05	0.04
tblVehicleEF	MDV	0.10	0.43
tblVehicleEF	MDV	0.25	0.49
tblVehicleEF	MDV	0.01	6.6910e-003
tblVehicleEF	MDV	0.01	0.08
tblVehicleEF	MDV	1.50	1.33
tblVehicleEF	MDV	2.50	2.81
tblVehicleEF	MDV	535.20	445.93
tblVehicleEF	MDV	111.00	88.66
tblVehicleEF	MDV	0.14	0.10
tblVehicleEF	MDV	1.9370e-003	1.8690e-003
tblVehicleEF	MDV	2.3370e-003	2.0800e-003
tblVehicleEF	MDV	1.7870e-003	1.7240e-003
tblVehicleEF	MDV	2.1510e-003	1.9140e-003

tblVehicleEF	MDV	0.10	0.12
tblVehicleEF	MDV	0.17	0.15
tblVehicleEF	MDV	0.10	0.12
tblVehicleEF	MDV	0.04	0.03
tblVehicleEF	MDV	0.09	0.40
tblVehicleEF	MDV	0.20	0.40
tblVehicleEF	MDV	5.3640e-003	4.4090e-003
tblVehicleEF	MDV	1.1540e-003	8.7700e-004
tblVehicleEF	MDV	0.10	0.12
tblVehicleEF	MDV	0.17	0.15
tblVehicleEF	MDV	0.10	0.12
tblVehicleEF	MDV	0.05	0.04
tblVehicleEF	MDV	0.09	0.40
tblVehicleEF	MDV	0.22	0.44
tblVehicleEF	MDV	0.01	6.2450e-003
tblVehicleEF	MDV	0.02	0.09
tblVehicleEF	MDV	1.35	1.20
tblVehicleEF	MDV	2.96	3.36
tblVehicleEF	MDV	507.08	429.44
tblVehicleEF	MDV	111.00	89.72
tblVehicleEF	MDV	0.15	0.11
tblVehicleEF	MDV	1.9370e-003	1.8690e-003
tblVehicleEF	MDV	2.3370e-003	2.0800e-003
tblVehicleEF	MDV	1.7870e-003	1.7240e-003
tblVehicleEF	MDV	2.1510e-003	1.9140e-003
tblVehicleEF	MDV	0.07	0.08
tblVehicleEF	MDV	0.17	0.15

tblVehicleEF	MDV	0.07	0.09
tblVehicleEF	MDV	0.03	0.03
tblVehicleEF	MDV	0.11	0.50
tblVehicleEF	MDV	0.23	0.46
tblVehicleEF	MDV	5.0800e-003	4.2460e-003
tblVehicleEF	MDV	1.1620e-003	8.8800e-004
tblVehicleEF	MDV	0.07	0.08
tblVehicleEF	MDV	0.17	0.15
tblVehicleEF	MDV	0.07	0.09
tblVehicleEF	MDV	0.05	0.04
tblVehicleEF	MDV	0.11	0.50
tblVehicleEF	MDV	0.25	0.50
tblVehicleEF	MH	0.03	3.4440e-003
tblVehicleEF	MH	0.03	0.00
tblVehicleEF	MH	2.58	0.32
tblVehicleEF	MH	5.94	0.00
tblVehicleEF	MH	1,111.80	990.00
tblVehicleEF	MH	58.76	0.00
tblVehicleEF	MH	1.52	4.06
tblVehicleEF	MH	0.01	0.02
tblVehicleEF	MH	0.03	0.10
tblVehicleEF	MH	1.2350e-003	0.00
tblVehicleEF	MH	3.2420e-003	4.0000e-003
tblVehicleEF	MH	0.03	0.10
tblVehicleEF	MH	1.1410e-003	0.00
tblVehicleEF	MH	1.02	0.00
tblVehicleEF	MH	0.07	0.00

tblVehicleEF	MH	0.44	0.00
tblVehicleEF	MH	0.10	0.07
tblVehicleEF	MH	0.02	0.00
tblVehicleEF	MH	0.36	0.00
tblVehicleEF	MH	0.01	9.3590e-003
tblVehicleEF	MH	6.9200e-004	0.00
tblVehicleEF	MH	1.02	0.00
tblVehicleEF	MH	0.07	0.00
tblVehicleEF	MH	0.44	0.00
tblVehicleEF	MH	0.14	0.08
tblVehicleEF	MH	0.02	0.00
tblVehicleEF	MH	0.39	0.00
tblVehicleEF	MH	0.03	3.4440e-003
tblVehicleEF	MH	0.03	0.00
tblVehicleEF	MH	2.62	0.32
tblVehicleEF	MH	5.63	0.00
tblVehicleEF	MH	1,111.80	990.00
tblVehicleEF	MH	58.76	0.00
tblVehicleEF	MH	1.41	3.84
tblVehicleEF	MH	0.01	0.02
tblVehicleEF	MH	0.03	0.10
tblVehicleEF	MH	1.2350e-003	0.00
tblVehicleEF	MH	3.2420e-003	4.0000e-003
tblVehicleEF	MH	0.03	0.10
tblVehicleEF	MH	1.1410e-003	0.00
tblVehicleEF	MH	1.37	0.00
tblVehicleEF	MH	0.07	0.00

tblVehicleEF	MH	0.59	0.00
tblVehicleEF	MH	0.10	0.07
tblVehicleEF	MH	0.02	0.00
tblVehicleEF	MH	0.34	0.00
tblVehicleEF	MH	0.01	9.3590e-003
tblVehicleEF	MH	6.8600e-004	0.00
tblVehicleEF	MH	1.37	0.00
tblVehicleEF	MH	0.07	0.00
tblVehicleEF	MH	0.59	0.00
tblVehicleEF	MH	0.14	0.08
tblVehicleEF	MH	0.02	0.00
tblVehicleEF	MH	0.38	0.00
tblVehicleEF	MH	0.03	3.4440e-003
tblVehicleEF	MH	0.03	0.00
tblVehicleEF	MH	2.56	0.32
tblVehicleEF	MH	5.98	0.00
tblVehicleEF	MH	1,111.80	990.00
tblVehicleEF	MH	58.76	0.00
tblVehicleEF	MH	1.49	3.98
tblVehicleEF	MH	0.01	0.02
tblVehicleEF	MH	0.03	0.10
tblVehicleEF	MH	1.2350e-003	0.00
tblVehicleEF	MH	3.2420e-003	4.0000e-003
tblVehicleEF	MH	0.03	0.10
tblVehicleEF	MH	1.1410e-003	0.00
tblVehicleEF	MH	1.13	0.00
tblVehicleEF	MH	0.09	0.00

tblVehicleEF	MH	0.46	0.00
tblVehicleEF	MH	0.10	0.07
tblVehicleEF	MH	0.02	0.00
tblVehicleEF	MH	0.36	0.00
tblVehicleEF	MH	0.01	9.3590e-003
tblVehicleEF	MH	6.9200e-004	0.00
tblVehicleEF	MH	1.13	0.00
tblVehicleEF	MH	0.09	0.00
tblVehicleEF	MH	0.46	0.00
tblVehicleEF	MH	0.14	0.08
tblVehicleEF	MH	0.02	0.00
tblVehicleEF	MH	0.40	0.00
tblVehicleEF	MHD	0.02	5.0190e-003
tblVehicleEF	MHD	7.0470e-003	6.7810e-003
tblVehicleEF	MHD	0.06	0.01
tblVehicleEF	MHD	0.43	0.39
tblVehicleEF	MHD	0.52	0.61
tblVehicleEF	MHD	6.64	1.39
tblVehicleEF	MHD	144.07	57.60
tblVehicleEF	MHD	1,146.33	1,111.95
tblVehicleEF	MHD	61.21	13.25
tblVehicleEF	MHD	0.91	0.46
tblVehicleEF	MHD	1.91	2.26
tblVehicleEF	MHD	2.6680e-003	1.7350e-003
tblVehicleEF	MHD	0.05	0.06
tblVehicleEF	MHD	8.2900e-004	1.2400e-004
tblVehicleEF	MHD	2.5520e-003	1.6600e-003

tblVehicleEF	MHD	0.05	0.06
tblVehicleEF	MHD	7.6300e-004	1.1400e-004
tblVehicleEF	MHD	1.2010e-003	5.0500e-004
tblVehicleEF	MHD	0.05	0.02
tblVehicleEF	MHD	0.03	0.02
tblVehicleEF	MHD	7.6200e-004	3.3100e-004
tblVehicleEF	MHD	0.09	0.11
tblVehicleEF	MHD	0.02	0.10
tblVehicleEF	MHD	0.41	0.06
tblVehicleEF	MHD	1.3870e-003	5.4800e-004
tblVehicleEF	MHD	0.01	0.01
tblVehicleEF	MHD	7.2900e-004	1.3100e-004
tblVehicleEF	MHD	1.2010e-003	5.0500e-004
tblVehicleEF	MHD	0.05	0.02
tblVehicleEF	MHD	0.04	0.03
tblVehicleEF	MHD	7.6200e-004	3.3100e-004
tblVehicleEF	MHD	0.11	0.13
tblVehicleEF	MHD	0.02	0.10
tblVehicleEF	MHD	0.45	0.07
tblVehicleEF	MHD	0.02	4.7490e-003
tblVehicleEF	MHD	7.1120e-003	6.8240e-003
tblVehicleEF	MHD	0.05	0.01
tblVehicleEF	MHD	0.32	0.31
tblVehicleEF	MHD	0.52	0.61
tblVehicleEF	MHD	6.33	1.32
tblVehicleEF	MHD	152.59	58.80
tblVehicleEF	MHD	1,146.33	1,111.96

tblVehicleEF	MHD	61.21	13.14
tblVehicleEF	MHD	0.94	0.47
tblVehicleEF	MHD	1.81	2.13
tblVehicleEF	MHD	2.2490e-003	1.4640e-003
tblVehicleEF	MHD	0.05	0.06
tblVehicleEF	MHD	8.2900e-004	1.2400e-004
tblVehicleEF	MHD	2.1520e-003	1.4010e-003
tblVehicleEF	MHD	0.05	0.06
tblVehicleEF	MHD	7.6300e-004	1.1400e-004
tblVehicleEF	MHD	1.6980e-003	7.1500e-004
tblVehicleEF	MHD	0.05	0.02
tblVehicleEF	MHD	0.03	0.02
tblVehicleEF	MHD	1.0640e-003	4.6300e-004
tblVehicleEF	MHD	0.09	0.11
tblVehicleEF	MHD	0.02	0.10
tblVehicleEF	MHD	0.39	0.06
tblVehicleEF	MHD	1.4670e-003	5.6000e-004
tblVehicleEF	MHD	0.01	0.01
tblVehicleEF	MHD	7.2300e-004	1.3000e-004
tblVehicleEF	MHD	1.6980e-003	7.1500e-004
tblVehicleEF	MHD	0.05	0.02
tblVehicleEF	MHD	0.04	0.03
tblVehicleEF	MHD	1.0640e-003	4.6300e-004
tblVehicleEF	MHD	0.11	0.13
tblVehicleEF	MHD	0.02	0.10
tblVehicleEF	MHD	0.43	0.07
tblVehicleEF	MHD	0.02	5.4070e-003

tblVehicleEF	MHD	7.0270e-003	6.7670e-003
tblVehicleEF	MHD	0.06	0.01
tblVehicleEF	MHD	0.60	0.51
tblVehicleEF	MHD	0.51	0.60
tblVehicleEF	MHD	6.70	1.40
tblVehicleEF	MHD	132.28	55.93
tblVehicleEF	MHD	1,146.33	1,111.94
tblVehicleEF	MHD	61.21	13.27
tblVehicleEF	MHD	0.87	0.46
tblVehicleEF	MHD	1.88	2.21
tblVehicleEF	MHD	3.2460e-003	2.1080e-003
tblVehicleEF	MHD	0.05	0.06
tblVehicleEF	MHD	8.2900e-004	1.2400e-004
tblVehicleEF	MHD	3.1060e-003	2.0170e-003
tblVehicleEF	MHD	0.05	0.06
tblVehicleEF	MHD	7.6300e-004	1.1400e-004
tblVehicleEF	MHD	1.2640e-003	5.2300e-004
tblVehicleEF	MHD	0.05	0.02
tblVehicleEF	MHD	0.03	0.03
tblVehicleEF	MHD	7.8200e-004	3.3600e-004
tblVehicleEF	MHD	0.09	0.11
tblVehicleEF	MHD	0.02	0.11
tblVehicleEF	MHD	0.41	0.06
tblVehicleEF	MHD	1.2760e-003	5.3200e-004
tblVehicleEF	MHD	0.01	0.01
tblVehicleEF	MHD	7.3000e-004	1.3100e-004
tblVehicleEF	MHD	1.2640e-003	5.2300e-004

tblVehicleEF	MHD	0.05	0.02
tblVehicleEF	MHD	0.05	0.04
tblVehicleEF	MHD	7.8200e-004	3.3600e-004
tblVehicleEF	MHD	0.11	0.13
tblVehicleEF	MHD	0.02	0.11
tblVehicleEF	MHD	0.45	0.07
tblVehicleEF	OBUS	0.01	9.2180e-003
tblVehicleEF	OBUS	9.6820e-003	0.01
tblVehicleEF	OBUS	0.03	0.02
tblVehicleEF	OBUS	0.28	0.55
tblVehicleEF	OBUS	0.66	1.20
tblVehicleEF	OBUS	5.92	2.51
tblVehicleEF	OBUS	84.60	85.85
tblVehicleEF	OBUS	1,232.54	1,449.96
tblVehicleEF	OBUS	70.26	20.63
tblVehicleEF	OBUS	0.47	0.60
tblVehicleEF	OBUS	1.72	2.24
tblVehicleEF	OBUS	2.1500e-004	2.8690e-003
tblVehicleEF	OBUS	8.7560e-003	0.05
tblVehicleEF	OBUS	8.2600e-004	2.0000e-004
tblVehicleEF	OBUS	2.0600e-004	2.7450e-003
tblVehicleEF	OBUS	8.3600e-003	0.04
tblVehicleEF	OBUS	7.6000e-004	1.8500e-004
tblVehicleEF	OBUS	1.4550e-003	1.8640e-003
tblVehicleEF	OBUS	0.02	0.02
tblVehicleEF	OBUS	0.04	0.06
tblVehicleEF	OBUS	7.7300e-004	9.7600e-004

tblVehicleEF	OBUS	0.06	0.13
tblVehicleEF	OBUS	0.04	0.22
tblVehicleEF	OBUS	0.38	0.12
tblVehicleEF	OBUS	8.2000e-004	8.1800e-004
tblVehicleEF	OBUS	0.01	0.01
tblVehicleEF	OBUS	8.0700e-004	2.0400e-004
tblVehicleEF	OBUS	1.4550e-003	1.8640e-003
tblVehicleEF	OBUS	0.02	0.02
tblVehicleEF	OBUS	0.05	0.08
tblVehicleEF	OBUS	7.7300e-004	9.7600e-004
tblVehicleEF	OBUS	0.08	0.16
tblVehicleEF	OBUS	0.04	0.22
tblVehicleEF	OBUS	0.41	0.14
tblVehicleEF	OBUS	0.01	9.2170e-003
tblVehicleEF	OBUS	9.8490e-003	0.01
tblVehicleEF	OBUS	0.03	0.02
tblVehicleEF	OBUS	0.27	0.52
tblVehicleEF	OBUS	0.67	1.22
tblVehicleEF	OBUS	5.62	2.38
tblVehicleEF	OBUS	88.61	86.87
tblVehicleEF	OBUS	1,232.54	1,449.99
tblVehicleEF	OBUS	70.26	20.41
tblVehicleEF	OBUS	0.48	0.60
tblVehicleEF	OBUS	1.62	2.10
tblVehicleEF	OBUS	1.8100e-004	2.4230e-003
tblVehicleEF	OBUS	8.7560e-003	0.05
tblVehicleEF	OBUS	8.2600e-004	2.0000e-004

tblVehicleEF	OBUS	1.7400e-004	2.3180e-003
tblVehicleEF	OBUS	8.3600e-003	0.04
tblVehicleEF	OBUS	7.6000e-004	1.8500e-004
tblVehicleEF	OBUS	2.0020e-003	2.5510e-003
tblVehicleEF	OBUS	0.02	0.02
tblVehicleEF	OBUS	0.04	0.06
tblVehicleEF	OBUS	1.0680e-003	1.3370e-003
tblVehicleEF	OBUS	0.06	0.13
tblVehicleEF	OBUS	0.04	0.22
tblVehicleEF	OBUS	0.36	0.12
tblVehicleEF	OBUS	8.5800e-004	8.2700e-004
tblVehicleEF	OBUS	0.01	0.01
tblVehicleEF	OBUS	8.0100e-004	2.0200e-004
tblVehicleEF	OBUS	2.0020e-003	2.5510e-003
tblVehicleEF	OBUS	0.02	0.02
tblVehicleEF	OBUS	0.05	0.08
tblVehicleEF	OBUS	1.0680e-003	1.3370e-003
tblVehicleEF	OBUS	0.08	0.16
tblVehicleEF	OBUS	0.04	0.22
tblVehicleEF	OBUS	0.40	0.13
tblVehicleEF	OBUS	0.01	9.2400e-003
tblVehicleEF	OBUS	9.6320e-003	0.01
tblVehicleEF	OBUS	0.03	0.02
tblVehicleEF	OBUS	0.30	0.60
tblVehicleEF	OBUS	0.65	1.20
tblVehicleEF	OBUS	5.97	2.53
tblVehicleEF	OBUS	79.07	84.44

tblVehicleEF	OBUS	1,232.54	1,449.95
tblVehicleEF	OBUS	70.26	20.66
tblVehicleEF	OBUS	0.45	0.59
tblVehicleEF	OBUS	1.68	2.20
tblVehicleEF	OBUS	2.6200e-004	3.4860e-003
tblVehicleEF	OBUS	8.7560e-003	0.05
tblVehicleEF	OBUS	8.2600e-004	2.0000e-004
tblVehicleEF	OBUS	2.5100e-004	3.3350e-003
tblVehicleEF	OBUS	8.3600e-003	0.04
tblVehicleEF	OBUS	7.6000e-004	1.8500e-004
tblVehicleEF	OBUS	1.4980e-003	1.9330e-003
tblVehicleEF	OBUS	0.02	0.02
tblVehicleEF	OBUS	0.04	0.06
tblVehicleEF	OBUS	7.7300e-004	9.8300e-004
tblVehicleEF	OBUS	0.06	0.13
tblVehicleEF	OBUS	0.04	0.24
tblVehicleEF	OBUS	0.38	0.13
tblVehicleEF	OBUS	7.6700e-004	8.0400e-004
tblVehicleEF	OBUS	0.01	0.01
tblVehicleEF	OBUS	8.0800e-004	2.0400e-004
tblVehicleEF	OBUS	1.4980e-003	1.9330e-003
tblVehicleEF	OBUS	0.02	0.02
tblVehicleEF	OBUS	0.05	0.08
tblVehicleEF	OBUS	7.7300e-004	9.8300e-004
tblVehicleEF	OBUS	0.08	0.16
tblVehicleEF	OBUS	0.04	0.24
tblVehicleEF	OBUS	0.42	0.14

tblVehicleEF	SBUS	0.88	0.07
tblVehicleEF	SBUS	0.02	0.01
tblVehicleEF	SBUS	0.09	6.7740e-003
tblVehicleEF	SBUS	8.02	2.64
tblVehicleEF	SBUS	1.27	1.12
tblVehicleEF	SBUS	9.90	0.98
tblVehicleEF	SBUS	1,146.39	354.68
tblVehicleEF	SBUS	1,099.72	1,145.15
tblVehicleEF	SBUS	52.78	5.53
tblVehicleEF	SBUS	10.48	3.92
tblVehicleEF	SBUS	5.04	6.72
tblVehicleEF	SBUS	0.01	6.9770e-003
tblVehicleEF	SBUS	0.01	0.01
tblVehicleEF	SBUS	0.03	0.05
tblVehicleEF	SBUS	9.2400e-004	6.5000e-005
tblVehicleEF	SBUS	0.01	6.6760e-003
tblVehicleEF	SBUS	2.6900e-003	2.6710e-003
tblVehicleEF	SBUS	0.03	0.05
tblVehicleEF	SBUS	8.4900e-004	5.9000e-005
tblVehicleEF	SBUS	3.9220e-003	1.2140e-003
tblVehicleEF	SBUS	0.04	0.01
tblVehicleEF	SBUS	0.97	0.32
tblVehicleEF	SBUS	1.9880e-003	5.8200e-004
tblVehicleEF	SBUS	0.14	0.15
tblVehicleEF	SBUS	0.02	0.08
tblVehicleEF	SBUS	0.52	0.04
tblVehicleEF	SBUS	0.01	3.3840e-003

tblVehicleEF	SBUS	0.01	0.01
tblVehicleEF	SBUS	7.0000e-004	5.5000e-005
tblVehicleEF	SBUS	3.9220e-003	1.2140e-003
tblVehicleEF	SBUS	0.04	0.01
tblVehicleEF	SBUS	1.40	0.46
tblVehicleEF	SBUS	1.9880e-003	5.8200e-004
tblVehicleEF	SBUS	0.17	0.18
tblVehicleEF	SBUS	0.02	0.08
tblVehicleEF	SBUS	0.57	0.04
tblVehicleEF	SBUS	0.88	0.07
tblVehicleEF	SBUS	0.02	0.01
tblVehicleEF	SBUS	0.08	6.0860e-003
tblVehicleEF	SBUS	7.89	2.59
tblVehicleEF	SBUS	1.29	1.13
tblVehicleEF	SBUS	8.18	0.81
tblVehicleEF	SBUS	1,199.03	366.61
tblVehicleEF	SBUS	1,099.72	1,145.18
tblVehicleEF	SBUS	52.78	5.24
tblVehicleEF	SBUS	10.82	4.03
tblVehicleEF	SBUS	4.75	6.35
tblVehicleEF	SBUS	0.01	5.8870e-003
tblVehicleEF	SBUS	0.01	0.01
tblVehicleEF	SBUS	0.03	0.05
tblVehicleEF	SBUS	9.2400e-004	6.5000e-005
tblVehicleEF	SBUS	9.7020e-003	5.6320e-003
tblVehicleEF	SBUS	2.6900e-003	2.6710e-003
tblVehicleEF	SBUS	0.03	0.05

tblVehicleEF	SBUS	8.4900e-004	5.9000e-005
tblVehicleEF	SBUS	5.3460e-003	1.6490e-003
tblVehicleEF	SBUS	0.04	0.01
tblVehicleEF	SBUS	0.97	0.32
tblVehicleEF	SBUS	2.7350e-003	7.9300e-004
tblVehicleEF	SBUS	0.14	0.15
tblVehicleEF	SBUS	0.02	0.08
tblVehicleEF	SBUS	0.47	0.04
tblVehicleEF	SBUS	0.01	3.4960e-003
tblVehicleEF	SBUS	0.01	0.01
tblVehicleEF	SBUS	6.7100e-004	5.2000e-005
tblVehicleEF	SBUS	5.3460e-003	1.6490e-003
tblVehicleEF	SBUS	0.04	0.01
tblVehicleEF	SBUS	1.40	0.45
tblVehicleEF	SBUS	2.7350e-003	7.9300e-004
tblVehicleEF	SBUS	0.17	0.18
tblVehicleEF	SBUS	0.02	0.08
tblVehicleEF	SBUS	0.52	0.04
tblVehicleEF	SBUS	0.88	0.07
tblVehicleEF	SBUS	0.02	0.01
tblVehicleEF	SBUS	0.09	6.8730e-003
tblVehicleEF	SBUS	8.20	2.70
tblVehicleEF	SBUS	1.27	1.11
tblVehicleEF	SBUS	10.06	1.00
tblVehicleEF	SBUS	1,073.69	338.22
tblVehicleEF	SBUS	1,099.72	1,145.15
tblVehicleEF	SBUS	52.78	5.56

tblVehicleEF	SBUS	10.02	3.76
tblVehicleEF	SBUS	4.95	6.61
tblVehicleEF	SBUS	0.01	8.4840e-003
tblVehicleEF	SBUS	0.01	0.01
tblVehicleEF	SBUS	0.03	0.05
tblVehicleEF	SBUS	9.2400e-004	6.5000e-005
tblVehicleEF	SBUS	0.01	8.1170e-003
tblVehicleEF	SBUS	2.6900e-003	2.6710e-003
tblVehicleEF	SBUS	0.03	0.05
tblVehicleEF	SBUS	8.4900e-004	5.9000e-005
tblVehicleEF	SBUS	4.0560e-003	1.2890e-003
tblVehicleEF	SBUS	0.04	0.01
tblVehicleEF	SBUS	0.98	0.32
tblVehicleEF	SBUS	1.9630e-003	5.8500e-004
tblVehicleEF	SBUS	0.14	0.15
tblVehicleEF	SBUS	0.02	0.10
tblVehicleEF	SBUS	0.53	0.04
tblVehicleEF	SBUS	0.01	3.2280e-003
tblVehicleEF	SBUS	0.01	0.01
tblVehicleEF	SBUS	7.0200e-004	5.5000e-005
tblVehicleEF	SBUS	4.0560e-003	1.2890e-003
tblVehicleEF	SBUS	0.04	0.01
tblVehicleEF	SBUS	1.41	0.46
tblVehicleEF	SBUS	1.9630e-003	5.8500e-004
tblVehicleEF	SBUS	0.17	0.18
tblVehicleEF	SBUS	0.02	0.10
tblVehicleEF	SBUS	0.58	0.04

tblVehicleEF	UBUS	2.05	7.30
tblVehicleEF	UBUS	0.07	0.03
tblVehicleEF	UBUS	9.40	27.78
tblVehicleEF	UBUS	13.37	1.81
tblVehicleEF	UBUS	1,845.89	2,044.41
tblVehicleEF	UBUS	131.11	22.76
tblVehicleEF	UBUS	5.44	4.07
tblVehicleEF	UBUS	0.54	0.08
tblVehicleEF	UBUS	0.01	0.03
tblVehicleEF	UBUS	0.05	5.3120e-003
tblVehicleEF	UBUS	1.1180e-003	3.9000e-005
tblVehicleEF	UBUS	0.23	0.03
tblVehicleEF	UBUS	3.0000e-003	7.5850e-003
tblVehicleEF	UBUS	0.04	5.0790e-003
tblVehicleEF	UBUS	1.0280e-003	3.6000e-005
tblVehicleEF	UBUS	6.3040e-003	2.3270e-003
tblVehicleEF	UBUS	0.10	0.03
tblVehicleEF	UBUS	3.6410e-003	1.6080e-003
tblVehicleEF	UBUS	0.57	0.11
tblVehicleEF	UBUS	0.03	0.18
tblVehicleEF	UBUS	0.97	0.14
tblVehicleEF	UBUS	8.7570e-003	4.3460e-003
tblVehicleEF	UBUS	1.5510e-003	2.2500e-004
tblVehicleEF	UBUS	6.3040e-003	2.3270e-003
tblVehicleEF	UBUS	0.10	0.03
tblVehicleEF	UBUS	3.6410e-003	1.6080e-003
tblVehicleEF	UBUS	2.69	7.46

tblVehicleEF	UBUS	0.03	0.18
tblVehicleEF	UBUS	1.06	0.16
tblVehicleEF	UBUS	2.06	7.30
tblVehicleEF	UBUS	0.07	0.03
tblVehicleEF	UBUS	9.46	27.78
tblVehicleEF	UBUS	11.79	1.61
tblVehicleEF	UBUS	1,845.89	2,044.41
tblVehicleEF	UBUS	131.11	22.40
tblVehicleEF	UBUS	5.12	4.06
tblVehicleEF	UBUS	0.54	0.08
tblVehicleEF	UBUS	0.01	0.03
tblVehicleEF	UBUS	0.05	5.3120e-003
tblVehicleEF	UBUS	1.1180e-003	3.9000e-005
tblVehicleEF	UBUS	0.23	0.03
tblVehicleEF	UBUS	3.0000e-003	7.5850e-003
tblVehicleEF	UBUS	0.04	5.0790e-003
tblVehicleEF	UBUS	1.0280e-003	3.6000e-005
tblVehicleEF	UBUS	8.4450e-003	3.1830e-003
tblVehicleEF	UBUS	0.10	0.03
tblVehicleEF	UBUS	4.8520e-003	2.1520e-003
tblVehicleEF	UBUS	0.58	0.11
tblVehicleEF	UBUS	0.03	0.16
tblVehicleEF	UBUS	0.90	0.13
tblVehicleEF	UBUS	8.7590e-003	4.3460e-003
tblVehicleEF	UBUS	1.5230e-003	2.2200e-004
tblVehicleEF	UBUS	8.4450e-003	3.1830e-003
tblVehicleEF	UBUS	0.10	0.03

tblVehicleEF	UBUS	4.8520e-003	2.1520e-003
tblVehicleEF	UBUS	2.70	7.46
tblVehicleEF	UBUS	0.03	0.16
tblVehicleEF	UBUS	0.98	0.14
tblVehicleEF	UBUS	2.05	7.30
tblVehicleEF	UBUS	0.07	0.03
tblVehicleEF	UBUS	9.39	27.78
tblVehicleEF	UBUS	13.64	1.85
tblVehicleEF	UBUS	1,845.89	2,044.41
tblVehicleEF	UBUS	131.11	22.83
tblVehicleEF	UBUS	5.34	4.07
tblVehicleEF	UBUS	0.54	0.08
tblVehicleEF	UBUS	0.01	0.03
tblVehicleEF	UBUS	0.05	5.3120e-003
tblVehicleEF	UBUS	1.1180e-003	3.9000e-005
tblVehicleEF	UBUS	0.23	0.03
tblVehicleEF	UBUS	3.0000e-003	7.5850e-003
tblVehicleEF	UBUS	0.04	5.0790e-003
tblVehicleEF	UBUS	1.0280e-003	3.6000e-005
tblVehicleEF	UBUS	7.1840e-003	2.2330e-003
tblVehicleEF	UBUS	0.13	0.03
tblVehicleEF	UBUS	3.8750e-003	1.5260e-003
tblVehicleEF	UBUS	0.57	0.11
tblVehicleEF	UBUS	0.04	0.22
tblVehicleEF	UBUS	0.98	0.14
tblVehicleEF	UBUS	8.7570e-003	4.3460e-003
tblVehicleEF	UBUS	1.5550e-003	2.2600e-004

tblVehicleEF	UBUS	7.1840e-003	2.2330e-003
tblVehicleEF	UBUS	0.13	0.03
tblVehicleEF	UBUS	3.8750e-003	1.5260e-003
tblVehicleEF	UBUS	2.68	7.46
tblVehicleEF	UBUS	0.04	0.22
tblVehicleEF	UBUS	1.08	0.16
tblVehicleTrips	CNW_TTP	41.00	0.00
tblVehicleTrips	CW_TTP	59.00	100.00
tblVehicleTrips	DV_TP	5.00	0.00
tblVehicleTrips	PB_TP	3.00	0.00
tblVehicleTrips	PR_TP	92.00	100.00
tblVehicleTrips	ST_TR	1.68	0.54
tblVehicleTrips	SU_TR	1.68	0.54
tblVehicleTrips	WD_TR	1.68	0.54
tblWater	IndoorWaterUseRate	279,979,000.00	388,241,352.00

2.0 Emissions Summary

2.1 Overall Construction

Unmitigated Construction

	ROG	NOx	CO	SO2	Fugitive PM10	Exhaust PM10	PM10 Total	Fugitive PM2.5	Exhaust PM2.5	PM2.5 Total	Bio- CO2	NBio- CO2	Total CO2	CH4	N2O	CO2e
Year	tons/yr										MT/yr					
2020	0.0000	0.0000	0.0000	0.0000	0.0000	0.0000	0.0000	0.0000	0.0000	0.0000	0.0000	0.0000	0.0000	0.0000	0.0000	0.0000
Maximum	**0.0000**	**0.0000**	**0.0000**	**0.0000**	**0.0000**	**0.0000**	**0.0000**	**0.0000**	**0.0000**	**0.0000**	**0.0000**	**0.0000**	**0.0000**	**0.0000**	**0.0000**	**0.0000**

Mitigated Construction

	ROG	NOx	CO	SO2	Fugitive PM10	Exhaust PM10	PM10 Total	Fugitive PM2.5	Exhaust PM2.5	PM2.5 Total	Bio- CO2	NBio- CO2	Total CO2	CH4	N2O	CO2e
Year	tons/yr										MT/yr					
2020	0.0000	0.0000	0.0000	0.0000	0.0000	0.0000	0.0000	0.0000	0.0000	0.0000	0.0000	0.0000	0.0000	0.0000	0.0000	0.0000
Maximum	**0.0000**	**0.0000**	**0.0000**	**0.0000**	**0.0000**	**0.0000**	**0.0000**	**0.0000**	**0.0000**	**0.0000**	**0.0000**	**0.0000**	**0.0000**	**0.0000**	**0.0000**	**0.0000**

	ROG	**NOx**	**CO**	**SO2**	**Fugitive PM10**	**Exhaust PM10**	**PM10 Total**	**Fugitive PM2.5**	**Exhaust PM2.5**	**PM2.5 Total**	**Bio- CO2**	**NBio-CO2**	**Total CO2**	**CH4**	**N20**	**CO2e**
Percent Reduction	**0.00**	**0.00**	**0.00**	**0.00**	**0.00**	**0.00**	**0.00**	**0.00**	**0.00**	**0.00**	**0.00**	**0.00**	**0.00**	**0.00**	**0.00**	**0.00**

Quarter	Start Date	End Date	Maximum Unmitigated ROG + NOX (tons/quarter)	Maximum Mitigated ROG + NOX (tons/quarter)
		Highest		

2.2 Overall Operational

Unmitigated Operational

	ROG	NOx	CO	SO2	Fugitive PM10	Exhaust PM10	PM10 Total	Fugitive PM2.5	Exhaust PM2.5	PM2.5 Total	Bio- CO2	NBio- CO2	Total CO2	CH4	N2O	CO2e
Category	tons/yr										MT/yr					
Area	4.9376	1.4000e-004	0.0156	0.0000		6.0000e-005	6.0000e-005		6.0000e-005	6.0000e-005	0.0000	0.0301	0.0301	8.0000e-005	0.0000	0.0321
Energy	6.5172	59.2475	49.7679	0.3555		4.5028	4.5028		4.5028	4.5028	0.0000	68,861.1098	68,861.1098	1.4163	1.2197	69,259.9987
Mobile	0.2972	0.3172	4.4884	0.0136	1.4653	8.3200e-003	1.4736	0.3890	7.6600e-003	0.3966	0.0000	1,246.2234	1,246.2234	0.0311	0.0000	1,247.0011
Waste						0.0000	0.0000		0.0000	0.0000	231.0200	0.0000	231.0200	13.6529	0.0000	572.3422
Water						0.0000	0.0000		0.0000	0.0000	123.1711	1,610.7239	1,733.8950	12.7174	0.3125	2,144.9454
Total	**11.7520**	**59.5649**	**54.2718**	**0.3691**	**1.4653**	**4.5112**	**5.9765**	**0.3890**	**4.5105**	**4.8995**	**354.1910**	**71,718.0871**	**72,072.2782**	**27.8178**	**1.5322**	**73,224.3194**

2.2 Overall Operational

Mitigated Operational

	ROG	NOx	CO	SO2	Fugitive PM10	Exhaust PM10	PM10 Total	Fugitive PM2.5	Exhaust PM2.5	PM2.5 Total	Bio- CO2	NBio- CO2	Total CO2	CH4	N2O	CO2e
Category	tons/yr										MT/yr					
Area	4.9376	1.4000e-004	0.0156	0.0000		6.0000e-005	6.0000e-005		6.0000e-005	6.0000e-005	0.0000	0.0301	0.0301	8.0000e-005	0.0000	0.0321
Energy	6.5172	59.2475	49.7679	0.3555		4.5028	4.5028		4.5028	4.5028	0.0000	68,861.1098	68,861.1098	1.4163	1.2197	69,259.9987
Mobile	0.2972	0.3172	4.4884	0.0136	1.4653	8.3200e-003	1.4736	0.3890	7.6600e-003	0.3966	0.0000	1,246.2234	1,246.2234	0.0311	0.0000	1,247.0011
Waste						0.0000	0.0000		0.0000	0.0000	231.0200	0.0000	231.0200	13.6529	0.0000	572.3422
Water						0.0000	0.0000		0.0000	0.0000	123.1711	1,610.7239	1,733.8950	12.7174	0.3125	2,144.9454
Total	**11.7520**	**59.5649**	**54.2718**	**0.3691**	**1.4653**	**4.5112**	**5.9765**	**0.3890**	**4.5105**	**4.8995**	**354.1910**	**71,718.0871**	**72,072.2782**	**27.8178**	**1.5322**	**73,224.3194**

	ROG	NOx	CO	SO2	Fugitive PM10	Exhaust PM10	PM10 Total	Fugitive PM2.5	Exhaust PM2.5	PM2.5 Total	Bio- CO2	NBio-CO2	Total CO2	CH4	N20	CO2e
Percent Reduction	**0.00**	**0.00**	**0.00**	**0.00**	**0.00**	**0.00**	**0.00**	**0.00**	**0.00**	**0.00**	**0.00**	**0.00**	**0.00**	**0.00**	**0.00**	**0.00**

3.0 Construction Detail

Construction Phase

Phase Number	Phase Name	Phase Type	Start Date	End Date	Num Days Week	Num Days	Phase Description
1	Demolition	Demolition	6/1/2020	5/31/2020	5	0	

Acres of Grading (Site Preparation Phase): 0

Acres of Grading (Grading Phase): 0

Acres of Paving: 0

Residential Indoor: 0; Residential Outdoor: 0; Non-Residential Indoor: 0; Non-Residential Outdoor: 0; Striped Parking Area: 0 (Architectural Coating – sqft)

OffRoad Equipment

Phase Name	Offroad Equipment Type	Amount	Usage Hours	Horse Power	Load Factor
Demolition	Concrete/Industrial Saws	0	8.00	81	0.73
Demolition	Excavators	0	8.00	158	0.38
Demolition	Rubber Tired Dozers	0	8.00	247	0.40

Trips and VMT

Phase Name	Offroad Equipment Count	Worker Trip Number	Vendor Trip Number	Hauling Trip Number	Worker Trip Length	Vendor Trip Length	Hauling Trip Length	Worker Vehicle Class	Vendor Vehicle Class	Hauling Vehicle Class
Demolition	0	0.00	0.00	0.00	14.70	6.90	20.00	LD_Mix	HDT_Mix	HHDT

3.1 Mitigation Measures Construction

3.2 Demolition - 2020

Unmitigated Construction On-Site

	ROG	NOx	CO	SO2	Fugitive PM10	Exhaust PM10	PM10 Total	Fugitive PM2.5	Exhaust PM2.5	PM2.5 Total	Bio- CO2	NBio- CO2	Total CO2	CH4	N2O	CO2e
Category	tons/yr										MT/yr					
Off-Road	0.0000	0.0000	0.0000	0.0000	0.0000	0.0000	0.0000	0.0000	0.0000	0.0000	0.0000	0.0000	0.0000	0.0000	0.0000	0.0000
Total	**0.0000**	**0.0000**	**0.0000**	**0.0000**	**0.0000**	**0.0000**	**0.0000**	**0.0000**	**0.0000**	**0.0000**	**0.0000**	**0.0000**	**0.0000**	**0.0000**	**0.0000**	**0.0000**

Unmitigated Construction Off-Site

	ROG	NOx	CO	SO2	Fugitive PM10	Exhaust PM10	PM10 Total	Fugitive PM2.5	Exhaust PM2.5	PM2.5 Total	Bio- CO2	NBio- CO2	Total CO2	CH4	N2O	CO2e
Category	tons/yr										MT/yr					
Hauling	0.0000	0.0000	0.0000	0.0000	0.0000	0.0000	0.0000	0.0000	0.0000	0.0000	0.0000	0.0000	0.0000	0.0000	0.0000	0.0000
Vendor	0.0000	0.0000	0.0000	0.0000	0.0000	0.0000	0.0000	0.0000	0.0000	0.0000	0.0000	0.0000	0.0000	0.0000	0.0000	0.0000
Worker	0.0000	0.0000	0.0000	0.0000	0.0000	0.0000	0.0000	0.0000	0.0000	0.0000	0.0000	0.0000	0.0000	0.0000	0.0000	0.0000
Total	**0.0000**	**0.0000**	**0.0000**	**0.0000**	**0.0000**	**0.0000**	**0.0000**	**0.0000**	**0.0000**	**0.0000**	**0.0000**	**0.0000**	**0.0000**	**0.0000**	**0.0000**	**0.0000**

3.2 Demolition - 2020

Mitigated Construction On-Site

	ROG	NOx	CO	SO2	Fugitive PM10	Exhaust PM10	PM10 Total	Fugitive PM2.5	Exhaust PM2.5	PM2.5 Total	Bio- CO2	NBio- CO2	Total CO2	CH4	N2O	CO2e
Category	tons/yr										MT/yr					
Off-Road	0.0000	0.0000	0.0000	0.0000	0.0000	0.0000	0.0000	0.0000	0.0000	0.0000	0.0000	0.0000	0.0000	0.0000	0.0000	0.0000
Total	**0.0000**	**0.0000**	**0.0000**	**0.0000**	**0.0000**	**0.0000**	**0.0000**	**0.0000**	**0.0000**	**0.0000**	**0.0000**	**0.0000**	**0.0000**	**0.0000**	**0.0000**	**0.0000**

Mitigated Construction Off-Site

	ROG	NOx	CO	SO2	Fugitive PM10	Exhaust PM10	PM10 Total	Fugitive PM2.5	Exhaust PM2.5	PM2.5 Total	Bio- CO2	NBio- CO2	Total CO2	CH4	N2O	CO2e
Category	tons/yr										MT/yr					
Hauling	0.0000	0.0000	0.0000	0.0000	0.0000	0.0000	0.0000	0.0000	0.0000	0.0000	0.0000	0.0000	0.0000	0.0000	0.0000	0.0000
Vendor	0.0000	0.0000	0.0000	0.0000	0.0000	0.0000	0.0000	0.0000	0.0000	0.0000	0.0000	0.0000	0.0000	0.0000	0.0000	0.0000
Worker	0.0000	0.0000	0.0000	0.0000	0.0000	0.0000	0.0000	0.0000	0.0000	0.0000	0.0000	0.0000	0.0000	0.0000	0.0000	0.0000
Total	**0.0000**	**0.0000**	**0.0000**	**0.0000**	**0.0000**	**0.0000**	**0.0000**	**0.0000**	**0.0000**	**0.0000**	**0.0000**	**0.0000**	**0.0000**	**0.0000**	**0.0000**	**0.0000**

4.0 Operational Detail - Mobile

4.1 Mitigation Measures Mobile

	ROG	NOx	CO	SO2	Fugitive PM10	Exhaust PM10	PM10 Total	Fugitive PM2.5	Exhaust PM2.5	PM2.5 Total	Bio- CO2	NBio- CO2	Total CO2	CH4	N2O	CO2e
Category	tons/yr										MT/yr					
Mitigated	0.2972	0.3172	4.4884	0.0136	1.4653	8.3200e-003	1.4736	0.3890	7.6600e-003	0.3966	0.0000	1,246.2234	1,246.2234	0.0311	0.0000	1,247.0011
Unmitigated	0.2972	0.3172	4.4884	0.0136	1.4653	8.3200e-003	1.4736	0.3890	7.6600e-003	0.3966	0.0000	1,246.2234	1,246.2234	0.0311	0.0000	1,247.0011

4.2 Trip Summary Information

	Average Daily Trip Rate			Unmitigated	Mitigated
Land Use	Weekday	Saturday	Sunday	Annual VMT	Annual VMT
Unrefrigerated Warehouse-No Rail	650.04	650.04	650.04	3,927,775	3,927,775
Total	650.04	650.04	650.04	3,927,775	3,927,775

4.3 Trip Type Information

	Miles			Trip %			Trip Purpose %		
Land Use	H-W or C-W	H-S or C-C	H-O or C-NW	H-W or C-W	H-S or C-C	H-O or C-NW	Primary	Diverted	Pass-by
Unrefrigerated Warehouse-No Rail	16.60	8.40	6.90	100.00	0.00	0.00	100	0	0

4.4 Fleet Mix

Land Use	LDA	LDT1	LDT2	MDV	LHD1	LHD2	MHD	HHD	OBUS	UBUS	MCY	SBUS	MH
Unrefrigerated Warehouse-No Rail	0.600000	0.047300	0.227000	0.125700	0.000000	0.000000	0.000000	0.000000	0.000000	0.000000	0.000000	0.000000	0.000000

5.0 Energy Detail

Historical Energy Use: N

5.1 Mitigation Measures Energy

	ROG	NOx	CO	SO2	Fugitive PM10	Exhaust PM10	PM10 Total	Fugitive PM2.5	Exhaust PM2.5	PM2.5 Total	Bio- CO2	NBio- CO2	Total CO2	CH4	N2O	CO2e
Category	tons/yr										MT/yr					
Electricity Mitigated						0.0000	0.0000		0.0000	0.0000	0.0000	4,362.9607	4,362.9607	0.1801	0.0373	4,378.5693
Electricity Unmitigated						0.0000	0.0000		0.0000	0.0000	0.0000	4,362.9607	4,362.9607	0.1801	0.0373	4,378.5693
NaturalGas Mitigated	6.5172	59.2475	49.7679	0.3555		4.5028	4.5028		4.5028	4.5028	0.0000	64,498.1492	64,498.1492	1.2362	1.1825	64,881.4294
NaturalGas Unmitigated	6.5172	59.2475	49.7679	0.3555		4.5028	4.5028		4.5028	4.5028	0.0000	64,498.1492	64,498.1492	1.2362	1.1825	64,881.4294

5.2 Energy by Land Use - NaturalGas

Unmitigated

	NaturalGas Use	ROG	NOx	CO	SO2	Fugitive PM10	Exhaust PM10	PM10 Total	Fugitive PM2.5	Exhaust PM2.5	PM2.5 Total	Bio- CO2	NBio- CO2	Total CO2	CH4	N2O	CO2e
Land Use	kBTU/yr	tons/yr										MT/yr					
Unrefrigerated Warehouse-No Rail	1.20865e+009	6.5172	59.2475	49.7679	0.3555		4.5028	4.5028		4.5028	4.5028	0.0000	64,498.1492	64,498.1492	1.2362	1.1825	64,881.4294
Total		**6.5172**	**59.2475**	**49.7679**	**0.3555**		**4.5028**	**4.5028**		**4.5028**	**4.5028**	**0.0000**	**64,498.1492**	**64,498.1492**	**1.2362**	**1.1825**	**64,881.4294**

Mitigated

	NaturalGas Use	ROG	NOx	CO	SO2	Fugitive PM10	Exhaust PM10	PM10 Total	Fugitive PM2.5	Exhaust PM2.5	PM2.5 Total	Bio- CO2	NBio- CO2	Total CO2	CH4	N2O	CO2e
Land Use	kBTU/yr	tons/yr										MT/yr					
Unrefrigerated Warehouse-No Rail	1.20865e+009	6.5172	59.2475	49.7679	0.3555		4.5028	4.5028		4.5028	4.5028	0.0000	64,498.1492	64,498.1492	1.2362	1.1825	64,881.4294
Total		**6.5172**	**59.2475**	**49.7679**	**0.3555**		**4.5028**	**4.5028**		**4.5028**	**4.5028**	**0.0000**	**64,498.1492**	**64,498.1492**	**1.2362**	**1.1825**	**64,881.4294**

5.3 Energy by Land Use - Electricity

Unmitigated

	Electricity Use	Total CO2	CH4	N2O	CO2e
Land Use	kWh/yr	MT/yr			
Unrefrigerated Warehouse-No Rail	1.36932e+007	4,362.9607	0.1801	0.0373	4,378.5693
Total		**4,362.9607**	**0.1801**	**0.0373**	**4,378.5693**

Mitigated

	Electricity Use	Total CO2	CH4	N2O	CO2e
Land Use	kWh/yr	MT/yr			
Unrefrigerated Warehouse-No Rail	1.36932e+007	4,362.9607	0.1801	0.0373	4,378.5693
Total		**4,362.9607**	**0.1801**	**0.0373**	**4,378.5693**

6.0 Area Detail

6.1 Mitigation Measures Area

	ROG	NOx	CO	SO2	Fugitive PM10	Exhaust PM10	PM10 Total	Fugitive PM2.5	Exhaust PM2.5	PM2.5 Total	Bio- CO2	NBio- CO2	Total CO2	CH4	N2O	CO2e
Category	tons/yr										MT/yr					
Mitigated	4.9376	1.4000e-004	0.0156	0.0000		6.0000e-005	6.0000e-005		6.0000e-005	6.0000e-005	0.0000	0.0301	0.0301	8.0000e-005	0.0000	0.0321
Unmitigated	4.9376	1.4000e-004	0.0156	0.0000		6.0000e-005	6.0000e-005		6.0000e-005	6.0000e-005	0.0000	0.0301	0.0301	8.0000e-005	0.0000	0.0321

6.2 Area by SubCategory

Unmitigated

	ROG	NOx	CO	SO2	Fugitive PM10	Exhaust PM10	PM10 Total	Fugitive PM2.5	Exhaust PM2.5	PM2.5 Total	Bio- CO2	NBio- CO2	Total CO2	CH4	N2O	CO2e
SubCategory	tons/yr										MT/yr					
Architectural Coating	0.5612					0.0000	0.0000		0.0000	0.0000	0.0000	0.0000	0.0000	0.0000	0.0000	0.0000
Consumer Products	4.3749					0.0000	0.0000		0.0000	0.0000	0.0000	0.0000	0.0000	0.0000	0.0000	0.0000
Landscaping	1.4600e-003	1.4000e-004	0.0156	0.0000		6.0000e-005	6.0000e-005		6.0000e-005	6.0000e-005	0.0000	0.0301	0.0301	8.0000e-005	0.0000	0.0321
Total	**4.9376**	**1.4000e-004**	**0.0156**	**0.0000**		**6.0000e-005**	**6.0000e-005**		**6.0000e-005**	**6.0000e-005**	**0.0000**	**0.0301**	**0.0301**	**8.0000e-005**	**0.0000**	**0.0321**

6.2 Area by SubCategory

Mitigated

	ROG	NOx	CO	SO2	Fugitive PM10	Exhaust PM10	PM10 Total	Fugitive PM2.5	Exhaust PM2.5	PM2.5 Total	Bio- CO2	NBio- CO2	Total CO2	CH4	N2O	CO2e
SubCategory	tons/yr										MT/yr					
Architectural Coating	0.5612					0.0000	0.0000		0.0000	0.0000	0.0000	0.0000	0.0000	0.0000	0.0000	0.0000
Consumer Products	4.3749					0.0000	0.0000		0.0000	0.0000	0.0000	0.0000	0.0000	0.0000	0.0000	0.0000
Landscaping	1.4600e-003	1.4000e-004	0.0156	0.0000		6.0000e-005	6.0000e-005		6.0000e-005	6.0000e-005	0.0000	0.0301	0.0301	8.0000e-005	0.0000	0.0321
Total	**4.9376**	**1.4000e-004**	**0.0156**	**0.0000**		**6.0000e-005**	**6.0000e-005**		**6.0000e-005**	**6.0000e-005**	**0.0000**	**0.0301**	**0.0301**	**8.0000e-005**	**0.0000**	**0.0321**

7.0 Water Detail

7.1 Mitigation Measures Water

	Total CO2	CH4	N2O	CO2e
Category	MT/yr			
Mitigated	1,733.8950	12.7174	0.3125	2,144.9454
Unmitigated	1,733.8950	12.7174	0.3125	2,144.9454

7.2 Water by Land Use

Unmitigated

	Indoor/Outdoor Use	Total CO2	CH4	N2O	CO2e
Land Use	Mgal	MT/yr			
Unrefrigerated Warehouse-No Rail	388.241 / 0	1,733.8950	12.7174	0.3125	2,144.9454
Total		**1,733.8950**	**12.7174**	**0.3125**	**2,144.9454**

7.2 Water by Land Use

Mitigated

	Indoor/Outdoor Use	Total CO2	CH4	N2O	CO2e
Land Use	Mgal	MT/yr			
Unrefrigerated Warehouse-No Rail	388.241 / 0	1,733.8950	12.7174	0.3125	2,144.9454
Total		**1,733.8950**	**12.7174**	**0.3125**	**2,144.9454**

8.0 Waste Detail

8.1 Mitigation Measures Waste

Category/Year

	Total CO2	CH4	N2O	CO2e
	MT/yr			
Mitigated	231.0200	13.6529	0.0000	572.3422
Unmitigated	231.0200	13.6529	0.0000	572.3422

8.2 Waste by Land Use

Unmitigated

	Waste Disposed	Total CO2	CH4	N2O	CO2e
Land Use	tons	MT/yr			
Unrefrigerated Warehouse-No Rail	1138.08	231.0200	13.6529	0.0000	572.3422
Total		**231.0200**	**13.6529**	**0.0000**	**572.3422**

Mitigated

	Waste Disposed	Total CO2	CH4	N2O	CO2e
Land Use	tons	MT/yr			
Unrefrigerated Warehouse-No Rail	1138.08	231.0200	13.6529	0.0000	572.3422
Total		**231.0200**	**13.6529**	**0.0000**	**572.3422**

9.0 Operational Offroad

Equipment Type	Number	Hours/Day	Days/Year	Horse Power	Load Factor	Fuel Type

10.0 Stationary Equipment

Fire Pumps and Emergency Generators

Equipment Type	Number	Hours/Day	Hours/Year	Horse Power	Load Factor	Fuel Type

Boilers

Equipment Type	Number	Heat Input/Day	Heat Input/Year	Boiler Rating	Fuel Type

User Defined Equipment

Equipment Type	Number

11.0 Vegetation

This page intentionally left blank

APPENDIX 3.5:

CALEEMOD EXISTING ANNUAL OPERATIONAL (TRUCKS) EMISSIONS MODEL OUTPUTS

GLC Fullerton - Existing (Operations - Trucks)

Orange County, Annual

1.0 Project Characteristics

1.1 Land Usage

Land Uses	Size	Metric	Lot Acreage	Floor Surface Area	Population
Unrefrigerated Warehouse-No Rail	1,210.72	1000sqft	27.79	1,210,720.00	0

1.2 Other Project Characteristics

Urbanization	Urban	**Wind Speed (m/s)**	2.2	**Precipitation Freq (Days)**	30
Climate Zone	8			**Operational Year**	2020
Utility Company	Southern California Edison				
CO2 Intensity (lb/MWhr)	702.44	**CH4 Intensity (lb/MWhr)**	0.029	**N2O Intensity (lb/MWhr)**	0.006

1.3 User Entered Comments & Non-Default Data

GLC Fullerton - Existing (Operations - Trucks) - Orange County, Annual

Project Characteristics -

Land Use -

Construction Phase - Operations Run Only.

Off-road Equipment - Operations Run Only.

Trips and VMT - Operations Run Only.

Vehicle Trips - Trip Rates based on information provided by the Project Applicant.

Vehicle Emission Factors - EMFAC2017

Vehicle Emission Factors - EMFAC2017

Vehicle Emission Factors - EMFAC2017

Energy Use - Based on information provided by the Project Applicant

Water And Wastewater - Based on information provided by the Project Applicant

Fleet Mix - Truck Fleet Mix assumes 100% 4-axle trucks

Table Name	Column Name	Default Value	New Value
tblConstructionPhase	NumDays	30.00	0.00
tblEnergyUse	LightingElect	1.96	0.00
tblEnergyUse	NT24E	1.61	0.00
tblEnergyUse	NT24NG	0.05	0.00
tblEnergyUse	T24E	0.59	11.31
tblEnergyUse	T24NG	3.88	998.29
tblFleetMix	HHD	0.02	1.00
tblFleetMix	LDA	0.56	0.00
tblFleetMix	LDT1	0.04	0.00
tblFleetMix	LDT2	0.21	0.00
tblFleetMix	LHD1	0.02	0.00
tblFleetMix	LHD2	5.7950e-003	0.00
tblFleetMix	MCY	4.8670e-003	0.00

tblFleetMix	MDV	0.12	0.00
tblFleetMix	MH	1.0020e-003	0.00
tblFleetMix	MHD	0.03	0.00
tblFleetMix	OBUS	1.6770e-003	0.00
tblFleetMix	SBUS	5.8600e-004	0.00
tblFleetMix	UBUS	1.5860e-003	0.00
tblOffRoadEquipment	OffRoadEquipmentUnitAmount	1.00	0.00
tblOffRoadEquipment	OffRoadEquipmentUnitAmount	3.00	0.00
tblOffRoadEquipment	OffRoadEquipmentUnitAmount	2.00	0.00
tblVehicleEF	HHD	0.68	0.03
tblVehicleEF	HHD	0.16	0.14
tblVehicleEF	HHD	0.09	1.0000e-006
tblVehicleEF	HHD	2.50	5.17
tblVehicleEF	HHD	1.28	0.89
tblVehicleEF	HHD	4.02	0.01
tblVehicleEF	HHD	4,165.36	1,051.82
tblVehicleEF	HHD	1,705.02	1,547.79
tblVehicleEF	HHD	12.47	0.09
tblVehicleEF	HHD	21.32	6.01
tblVehicleEF	HHD	4.38	4.40
tblVehicleEF	HHD	0.02	0.01
tblVehicleEF	HHD	0.06	0.06
tblVehicleEF	HHD	0.03	0.04
tblVehicleEF	HHD	0.02	0.06
tblVehicleEF	HHD	1.2400e-004	2.0000e-006
tblVehicleEF	HHD	0.02	0.01
tblVehicleEF	HHD	0.03	0.03

tblVehicleEF	HHD	8.6780e-003	8.7700e-003
tblVehicleEF	HHD	0.02	0.06
tblVehicleEF	HHD	1.1400e-004	2.0000e-006
tblVehicleEF	HHD	1.2700e-004	7.0000e-006
tblVehicleEF	HHD	5.4480e-003	2.8300e-004
tblVehicleEF	HHD	0.60	0.42
tblVehicleEF	HHD	9.4000e-005	5.0000e-006
tblVehicleEF	HHD	0.14	0.14
tblVehicleEF	HHD	5.1600e-004	1.3050e-003
tblVehicleEF	HHD	0.11	4.0000e-006
tblVehicleEF	HHD	0.04	9.6460e-003
tblVehicleEF	HHD	0.02	0.01
tblVehicleEF	HHD	1.9100e-004	1.0000e-006
tblVehicleEF	HHD	1.2700e-004	7.0000e-006
tblVehicleEF	HHD	5.4480e-003	2.8300e-004
tblVehicleEF	HHD	0.72	0.48
tblVehicleEF	HHD	9.4000e-005	5.0000e-006
tblVehicleEF	HHD	0.31	0.30
tblVehicleEF	HHD	5.1600e-004	1.3050e-003
tblVehicleEF	HHD	0.12	5.0000e-006
tblVehicleEF	HHD	0.64	0.03
tblVehicleEF	HHD	0.16	0.14
tblVehicleEF	HHD	0.09	1.0000e-006
tblVehicleEF	HHD	1.82	5.02
tblVehicleEF	HHD	1.29	0.89
tblVehicleEF	HHD	3.83	0.01
tblVehicleEF	HHD	4,410.69	1,052.97

tblVehicleEF	HHD	1,705.02	1,547.79
tblVehicleEF	HHD	12.47	0.09
tblVehicleEF	HHD	21.99	5.89
tblVehicleEF	HHD	4.15	4.17
tblVehicleEF	HHD	0.02	0.01
tblVehicleEF	HHD	0.06	0.06
tblVehicleEF	HHD	0.03	0.04
tblVehicleEF	HHD	0.02	0.06
tblVehicleEF	HHD	1.2400e-004	2.0000e-006
tblVehicleEF	HHD	0.02	0.01
tblVehicleEF	HHD	0.03	0.03
tblVehicleEF	HHD	8.6780e-003	8.7700e-003
tblVehicleEF	HHD	0.02	0.06
tblVehicleEF	HHD	1.1400e-004	2.0000e-006
tblVehicleEF	HHD	1.8300e-004	1.0000e-005
tblVehicleEF	HHD	5.5360e-003	2.8700e-004
tblVehicleEF	HHD	0.57	0.43
tblVehicleEF	HHD	1.3500e-004	7.0000e-006
tblVehicleEF	HHD	0.14	0.14
tblVehicleEF	HHD	5.0200e-004	1.2830e-003
tblVehicleEF	HHD	0.10	4.0000e-006
tblVehicleEF	HHD	0.04	9.6560e-003
tblVehicleEF	HHD	0.02	0.01
tblVehicleEF	HHD	1.8800e-004	1.0000e-006
tblVehicleEF	HHD	1.8300e-004	1.0000e-005
tblVehicleEF	HHD	5.5360e-003	2.8700e-004
tblVehicleEF	HHD	0.68	0.50

tblVehicleEF	HHD	1.3500e-004	7.0000e-006
tblVehicleEF	HHD	0.31	0.30
tblVehicleEF	HHD	5.0200e-004	1.2830e-003
tblVehicleEF	HHD	0.11	5.0000e-006
tblVehicleEF	HHD	0.73	0.02
tblVehicleEF	HHD	0.16	6.2250e-003
tblVehicleEF	HHD	0.09	1.0000e-006
tblVehicleEF	HHD	3.44	5.22
tblVehicleEF	HHD	1.28	0.54
tblVehicleEF	HHD	4.06	0.01
tblVehicleEF	HHD	3,826.56	1,019.69
tblVehicleEF	HHD	1,705.02	1,455.85
tblVehicleEF	HHD	12.47	0.09
tblVehicleEF	HHD	20.38	5.98
tblVehicleEF	HHD	4.31	4.24
tblVehicleEF	HHD	0.03	0.01
tblVehicleEF	HHD	0.06	0.06
tblVehicleEF	HHD	0.03	0.03
tblVehicleEF	HHD	0.02	0.06
tblVehicleEF	HHD	1.2400e-004	2.0000e-006
tblVehicleEF	HHD	0.03	0.01
tblVehicleEF	HHD	0.03	0.03
tblVehicleEF	HHD	8.6780e-003	8.5320e-003
tblVehicleEF	HHD	0.02	0.06
tblVehicleEF	HHD	1.1400e-004	2.0000e-006
tblVehicleEF	HHD	1.2800e-004	7.0000e-006
tblVehicleEF	HHD	5.9880e-003	3.1600e-004

tblVehicleEF	HHD	0.65	0.40
tblVehicleEF	HHD	9.6000e-005	5.0000e-006
tblVehicleEF	HHD	0.14	0.13
tblVehicleEF	HHD	5.5700e-004	1.3900e-003
tblVehicleEF	HHD	0.11	4.0000e-006
tblVehicleEF	HHD	0.03	9.6340e-003
tblVehicleEF	HHD	0.02	0.01
tblVehicleEF	HHD	1.9200e-004	1.0000e-006
tblVehicleEF	HHD	1.2800e-004	7.0000e-006
tblVehicleEF	HHD	5.9880e-003	3.1600e-004
tblVehicleEF	HHD	0.77	0.45
tblVehicleEF	HHD	9.6000e-005	5.0000e-006
tblVehicleEF	HHD	0.31	0.15
tblVehicleEF	HHD	5.5700e-004	1.3900e-003
tblVehicleEF	HHD	0.12	5.0000e-006
tblVehicleEF	LDA	4.7780e-003	3.0710e-003
tblVehicleEF	LDA	5.9450e-003	0.06
tblVehicleEF	LDA	0.62	0.74
tblVehicleEF	LDA	1.22	2.18
tblVehicleEF	LDA	274.63	273.25
tblVehicleEF	LDA	60.47	55.82
tblVehicleEF	LDA	0.05	0.04
tblVehicleEF	LDA	1.9490e-003	1.7640e-003
tblVehicleEF	LDA	2.2950e-003	2.0230e-003
tblVehicleEF	LDA	1.7970e-003	1.6250e-003
tblVehicleEF	LDA	2.1100e-003	1.8600e-003
tblVehicleEF	LDA	0.04	0.05

tblVehicleEF	LDA	0.10	0.10
tblVehicleEF	LDA	0.04	0.05
tblVehicleEF	LDA	0.01	0.01
tblVehicleEF	LDA	0.04	0.22
tblVehicleEF	LDA	0.08	0.25
tblVehicleEF	LDA	2.7500e-003	2.7030e-003
tblVehicleEF	LDA	6.2500e-004	5.5200e-004
tblVehicleEF	LDA	0.04	0.05
tblVehicleEF	LDA	0.10	0.10
tblVehicleEF	LDA	0.04	0.05
tblVehicleEF	LDA	0.02	0.02
tblVehicleEF	LDA	0.04	0.22
tblVehicleEF	LDA	0.09	0.28
tblVehicleEF	LDA	5.0430e-003	3.2650e-003
tblVehicleEF	LDA	5.3400e-003	0.05
tblVehicleEF	LDA	0.67	0.81
tblVehicleEF	LDA	1.06	1.88
tblVehicleEF	LDA	286.20	284.47
tblVehicleEF	LDA	60.47	55.26
tblVehicleEF	LDA	0.05	0.04
tblVehicleEF	LDA	1.9490e-003	1.7640e-003
tblVehicleEF	LDA	2.2950e-003	2.0230e-003
tblVehicleEF	LDA	1.7970e-003	1.6250e-003
tblVehicleEF	LDA	2.1100e-003	1.8600e-003
tblVehicleEF	LDA	0.06	0.08
tblVehicleEF	LDA	0.10	0.11
tblVehicleEF	LDA	0.05	0.07

tblVehicleEF	LDA	0.01	0.01
tblVehicleEF	LDA	0.04	0.20
tblVehicleEF	LDA	0.07	0.23
tblVehicleEF	LDA	2.8670e-003	2.8140e-003
tblVehicleEF	LDA	6.2300e-004	5.4700e-004
tblVehicleEF	LDA	0.06	0.08
tblVehicleEF	LDA	0.10	0.11
tblVehicleEF	LDA	0.05	0.07
tblVehicleEF	LDA	0.02	0.02
tblVehicleEF	LDA	0.04	0.20
tblVehicleEF	LDA	0.08	0.25
tblVehicleEF	LDA	4.6870e-003	3.0090e-003
tblVehicleEF	LDA	6.0690e-003	0.06
tblVehicleEF	LDA	0.60	0.71
tblVehicleEF	LDA	1.26	2.24
tblVehicleEF	LDA	270.36	269.11
tblVehicleEF	LDA	60.47	55.94
tblVehicleEF	LDA	0.05	0.04
tblVehicleEF	LDA	1.9490e-003	1.7640e-003
tblVehicleEF	LDA	2.2950e-003	2.0230e-003
tblVehicleEF	LDA	1.7970e-003	1.6250e-003
tblVehicleEF	LDA	2.1100e-003	1.8600e-003
tblVehicleEF	LDA	0.04	0.05
tblVehicleEF	LDA	0.11	0.11
tblVehicleEF	LDA	0.04	0.05
tblVehicleEF	LDA	0.01	0.01
tblVehicleEF	LDA	0.05	0.24

tblVehicleEF	LDA	0.08	0.26
tblVehicleEF	LDA	2.7070e-003	2.6620e-003
tblVehicleEF	LDA	6.2600e-004	5.5400e-004
tblVehicleEF	LDA	0.04	0.05
tblVehicleEF	LDA	0.11	0.11
tblVehicleEF	LDA	0.04	0.05
tblVehicleEF	LDA	0.02	0.02
tblVehicleEF	LDA	0.05	0.24
tblVehicleEF	LDA	0.09	0.28
tblVehicleEF	LDT1	0.01	7.1120e-003
tblVehicleEF	LDT1	0.02	0.08
tblVehicleEF	LDT1	1.30	1.41
tblVehicleEF	LDT1	3.03	2.41
tblVehicleEF	LDT1	333.96	321.22
tblVehicleEF	LDT1	73.56	66.88
tblVehicleEF	LDT1	0.12	0.12
tblVehicleEF	LDT1	2.6710e-003	2.4990e-003
tblVehicleEF	LDT1	3.4230e-003	2.8430e-003
tblVehicleEF	LDT1	2.4590e-003	2.2990e-003
tblVehicleEF	LDT1	3.1480e-003	2.6140e-003
tblVehicleEF	LDT1	0.13	0.13
tblVehicleEF	LDT1	0.27	0.21
tblVehicleEF	LDT1	0.11	0.11
tblVehicleEF	LDT1	0.03	0.03
tblVehicleEF	LDT1	0.17	0.71
tblVehicleEF	LDT1	0.21	0.40
tblVehicleEF	LDT1	3.3550e-003	3.1790e-003

tblVehicleEF	LDT1	7.8900e-004	6.6200e-004
tblVehicleEF	LDT1	0.13	0.13
tblVehicleEF	LDT1	0.27	0.21
tblVehicleEF	LDT1	0.11	0.11
tblVehicleEF	LDT1	0.04	0.05
tblVehicleEF	LDT1	0.17	0.71
tblVehicleEF	LDT1	0.23	0.44
tblVehicleEF	LDT1	0.01	7.5080e-003
tblVehicleEF	LDT1	0.01	0.07
tblVehicleEF	LDT1	1.40	1.52
tblVehicleEF	LDT1	2.61	2.07
tblVehicleEF	LDT1	347.44	332.69
tblVehicleEF	LDT1	73.56	66.20
tblVehicleEF	LDT1	0.11	0.10
tblVehicleEF	LDT1	2.6710e-003	2.4990e-003
tblVehicleEF	LDT1	3.4230e-003	2.8430e-003
tblVehicleEF	LDT1	2.4590e-003	2.2990e-003
tblVehicleEF	LDT1	3.1480e-003	2.6140e-003
tblVehicleEF	LDT1	0.19	0.20
tblVehicleEF	LDT1	0.28	0.22
tblVehicleEF	LDT1	0.15	0.16
tblVehicleEF	LDT1	0.03	0.03
tblVehicleEF	LDT1	0.15	0.66
tblVehicleEF	LDT1	0.19	0.36
tblVehicleEF	LDT1	3.4910e-003	3.2920e-003
tblVehicleEF	LDT1	7.8100e-004	6.5500e-004
tblVehicleEF	LDT1	0.19	0.20

tblVehicleEF	LDT1	0.28	0.22
tblVehicleEF	LDT1	0.15	0.16
tblVehicleEF	LDT1	0.04	0.05
tblVehicleEF	LDT1	0.15	0.66
tblVehicleEF	LDT1	0.21	0.39
tblVehicleEF	LDT1	0.01	6.9840e-003
tblVehicleEF	LDT1	0.02	0.08
tblVehicleEF	LDT1	1.26	1.36
tblVehicleEF	LDT1	3.12	2.48
tblVehicleEF	LDT1	328.99	316.99
tblVehicleEF	LDT1	73.56	67.02
tblVehicleEF	LDT1	0.12	0.11
tblVehicleEF	LDT1	2.6710e-003	2.4990e-003
tblVehicleEF	LDT1	3.4230e-003	2.8430e-003
tblVehicleEF	LDT1	2.4590e-003	2.2990e-003
tblVehicleEF	LDT1	3.1480e-003	2.6140e-003
tblVehicleEF	LDT1	0.13	0.14
tblVehicleEF	LDT1	0.31	0.24
tblVehicleEF	LDT1	0.11	0.11
tblVehicleEF	LDT1	0.03	0.03
tblVehicleEF	LDT1	0.19	0.84
tblVehicleEF	LDT1	0.22	0.41
tblVehicleEF	LDT1	3.3050e-003	3.1370e-003
tblVehicleEF	LDT1	7.9000e-004	6.6300e-004
tblVehicleEF	LDT1	0.13	0.14
tblVehicleEF	LDT1	0.31	0.24
tblVehicleEF	LDT1	0.11	0.11

tblVehicleEF	LDT1	0.04	0.04
tblVehicleEF	LDT1	0.19	0.84
tblVehicleEF	LDT1	0.24	0.45
tblVehicleEF	LDT2	6.2570e-003	4.5150e-003
tblVehicleEF	LDT2	7.5390e-003	0.07
tblVehicleEF	LDT2	0.79	0.99
tblVehicleEF	LDT2	1.57	2.78
tblVehicleEF	LDT2	381.95	352.81
tblVehicleEF	LDT2	84.25	73.75
tblVehicleEF	LDT2	0.08	0.08
tblVehicleEF	LDT2	1.8030e-003	1.7120e-003
tblVehicleEF	LDT2	2.1770e-003	1.9010e-003
tblVehicleEF	LDT2	1.6590e-003	1.5760e-003
tblVehicleEF	LDT2	2.0020e-003	1.7480e-003
tblVehicleEF	LDT2	0.05	0.07
tblVehicleEF	LDT2	0.11	0.13
tblVehicleEF	LDT2	0.05	0.08
tblVehicleEF	LDT2	0.02	0.02
tblVehicleEF	LDT2	0.06	0.40
tblVehicleEF	LDT2	0.10	0.34
tblVehicleEF	LDT2	3.8250e-003	3.4900e-003
tblVehicleEF	LDT2	8.6900e-004	7.3000e-004
tblVehicleEF	LDT2	0.05	0.07
tblVehicleEF	LDT2	0.11	0.13
tblVehicleEF	LDT2	0.05	0.08
tblVehicleEF	LDT2	0.02	0.03
tblVehicleEF	LDT2	0.06	0.40

tblVehicleEF	LDT2	0.11	0.38
tblVehicleEF	LDT2	6.6030e-003	4.7900e-003
tblVehicleEF	LDT2	6.7840e-003	0.07
tblVehicleEF	LDT2	0.86	1.07
tblVehicleEF	LDT2	1.36	2.40
tblVehicleEF	LDT2	397.64	364.26
tblVehicleEF	LDT2	84.25	73.03
tblVehicleEF	LDT2	0.07	0.07
tblVehicleEF	LDT2	1.8030e-003	1.7120e-003
tblVehicleEF	LDT2	2.1770e-003	1.9010e-003
tblVehicleEF	LDT2	1.6590e-003	1.5760e-003
tblVehicleEF	LDT2	2.0020e-003	1.7480e-003
tblVehicleEF	LDT2	0.07	0.11
tblVehicleEF	LDT2	0.12	0.13
tblVehicleEF	LDT2	0.07	0.11
tblVehicleEF	LDT2	0.02	0.02
tblVehicleEF	LDT2	0.06	0.37
tblVehicleEF	LDT2	0.09	0.31
tblVehicleEF	LDT2	3.9830e-003	3.6040e-003
tblVehicleEF	LDT2	8.6500e-004	7.2300e-004
tblVehicleEF	LDT2	0.07	0.11
tblVehicleEF	LDT2	0.12	0.13
tblVehicleEF	LDT2	0.07	0.11
tblVehicleEF	LDT2	0.02	0.03
tblVehicleEF	LDT2	0.06	0.37
tblVehicleEF	LDT2	0.10	0.34
tblVehicleEF	LDT2	6.1400e-003	4.4270e-003

tblVehicleEF	LDT2	7.6940e-003	0.08
tblVehicleEF	LDT2	0.76	0.96
tblVehicleEF	LDT2	1.61	2.87
tblVehicleEF	LDT2	376.16	348.58
tblVehicleEF	LDT2	84.25	73.91
tblVehicleEF	LDT2	0.08	0.08
tblVehicleEF	LDT2	1.8030e-003	1.7120e-003
tblVehicleEF	LDT2	2.1770e-003	1.9010e-003
tblVehicleEF	LDT2	1.6590e-003	1.5760e-003
tblVehicleEF	LDT2	2.0020e-003	1.7480e-003
tblVehicleEF	LDT2	0.05	0.07
tblVehicleEF	LDT2	0.12	0.14
tblVehicleEF	LDT2	0.05	0.08
tblVehicleEF	LDT2	0.02	0.02
tblVehicleEF	LDT2	0.07	0.47
tblVehicleEF	LDT2	0.10	0.35
tblVehicleEF	LDT2	3.7670e-003	3.4490e-003
tblVehicleEF	LDT2	8.7000e-004	7.3100e-004
tblVehicleEF	LDT2	0.05	0.07
tblVehicleEF	LDT2	0.12	0.14
tblVehicleEF	LDT2	0.05	0.08
tblVehicleEF	LDT2	0.02	0.03
tblVehicleEF	LDT2	0.07	0.47
tblVehicleEF	LDT2	0.11	0.39
tblVehicleEF	LHD1	6.1090e-003	6.0240e-003
tblVehicleEF	LHD1	0.01	5.5400e-003
tblVehicleEF	LHD1	0.02	0.02

tblVehicleEF	LHD1	0.16	0.19
tblVehicleEF	LHD1	0.86	0.65
tblVehicleEF	LHD1	2.73	1.14
tblVehicleEF	LHD1	9.02	9.09
tblVehicleEF	LHD1	612.35	679.34
tblVehicleEF	LHD1	34.23	12.80
tblVehicleEF	LHD1	0.08	0.06
tblVehicleEF	LHD1	1.37	0.90
tblVehicleEF	LHD1	8.4400e-004	7.2600e-004
tblVehicleEF	LHD1	9.9690e-003	9.5830e-003
tblVehicleEF	LHD1	0.01	7.4870e-003
tblVehicleEF	LHD1	9.9400e-004	2.7600e-004
tblVehicleEF	LHD1	8.0700e-004	6.9400e-004
tblVehicleEF	LHD1	2.4920e-003	2.3960e-003
tblVehicleEF	LHD1	0.01	7.1370e-003
tblVehicleEF	LHD1	9.1500e-004	2.5500e-004
tblVehicleEF	LHD1	2.9160e-003	2.3870e-003
tblVehicleEF	LHD1	0.10	0.08
tblVehicleEF	LHD1	0.02	0.02
tblVehicleEF	LHD1	1.8220e-003	1.4780e-003
tblVehicleEF	LHD1	0.07	0.05
tblVehicleEF	LHD1	0.28	0.49
tblVehicleEF	LHD1	0.29	0.09
tblVehicleEF	LHD1	9.1000e-005	8.8000e-005
tblVehicleEF	LHD1	6.0180e-003	6.6380e-003
tblVehicleEF	LHD1	3.9400e-004	1.2700e-004
tblVehicleEF	LHD1	2.9160e-003	2.3870e-003

tblVehicleEF	LHD1	0.10	0.08
tblVehicleEF	LHD1	0.03	0.03
tblVehicleEF	LHD1	1.8220e-003	1.4780e-003
tblVehicleEF	LHD1	0.09	0.06
tblVehicleEF	LHD1	0.28	0.49
tblVehicleEF	LHD1	0.32	0.09
tblVehicleEF	LHD1	6.1090e-003	6.0360e-003
tblVehicleEF	LHD1	0.01	5.6320e-003
tblVehicleEF	LHD1	0.02	0.02
tblVehicleEF	LHD1	0.16	0.19
tblVehicleEF	LHD1	0.87	0.65
tblVehicleEF	LHD1	2.61	1.09
tblVehicleEF	LHD1	9.02	9.09
tblVehicleEF	LHD1	612.35	679.36
tblVehicleEF	LHD1	34.23	12.71
tblVehicleEF	LHD1	0.08	0.06
tblVehicleEF	LHD1	1.29	0.85
tblVehicleEF	LHD1	8.4400e-004	7.2600e-004
tblVehicleEF	LHD1	9.9690e-003	9.5830e-003
tblVehicleEF	LHD1	0.01	7.4870e-003
tblVehicleEF	LHD1	9.9400e-004	2.7600e-004
tblVehicleEF	LHD1	8.0700e-004	6.9400e-004
tblVehicleEF	LHD1	2.4920e-003	2.3960e-003
tblVehicleEF	LHD1	0.01	7.1370e-003
tblVehicleEF	LHD1	9.1500e-004	2.5500e-004
tblVehicleEF	LHD1	4.0740e-003	3.3430e-003
tblVehicleEF	LHD1	0.10	0.08

tblVehicleEF	LHD1	0.02	0.02
tblVehicleEF	LHD1	2.4870e-003	2.0310e-003
tblVehicleEF	LHD1	0.07	0.05
tblVehicleEF	LHD1	0.27	0.48
tblVehicleEF	LHD1	0.28	0.08
tblVehicleEF	LHD1	9.1000e-005	8.8000e-005
tblVehicleEF	LHD1	6.0180e-003	6.6390e-003
tblVehicleEF	LHD1	3.9200e-004	1.2600e-004
tblVehicleEF	LHD1	4.0740e-003	3.3430e-003
tblVehicleEF	LHD1	0.10	0.08
tblVehicleEF	LHD1	0.03	0.03
tblVehicleEF	LHD1	2.4870e-003	2.0310e-003
tblVehicleEF	LHD1	0.09	0.06
tblVehicleEF	LHD1	0.27	0.48
tblVehicleEF	LHD1	0.30	0.09
tblVehicleEF	LHD1	6.1090e-003	6.0210e-003
tblVehicleEF	LHD1	0.01	5.5160e-003
tblVehicleEF	LHD1	0.02	0.02
tblVehicleEF	LHD1	0.16	0.19
tblVehicleEF	LHD1	0.86	0.64
tblVehicleEF	LHD1	2.74	1.15
tblVehicleEF	LHD1	9.02	9.09
tblVehicleEF	LHD1	612.35	679.34
tblVehicleEF	LHD1	34.23	12.81
tblVehicleEF	LHD1	0.08	0.06
tblVehicleEF	LHD1	1.34	0.88
tblVehicleEF	LHD1	8.4400e-004	7.2600e-004

tblVehicleEF	LHD1	9.9690e-003	9.5830e-003
tblVehicleEF	LHD1	0.01	7.4870e-003
tblVehicleEF	LHD1	9.9400e-004	2.7600e-004
tblVehicleEF	LHD1	8.0700e-004	6.9400e-004
tblVehicleEF	LHD1	2.4920e-003	2.3960e-003
tblVehicleEF	LHD1	0.01	7.1370e-003
tblVehicleEF	LHD1	9.1500e-004	2.5500e-004
tblVehicleEF	LHD1	3.0560e-003	2.5140e-003
tblVehicleEF	LHD1	0.11	0.09
tblVehicleEF	LHD1	0.02	0.02
tblVehicleEF	LHD1	1.8520e-003	1.5090e-003
tblVehicleEF	LHD1	0.07	0.05
tblVehicleEF	LHD1	0.31	0.54
tblVehicleEF	LHD1	0.29	0.09
tblVehicleEF	LHD1	9.1000e-005	8.8000e-005
tblVehicleEF	LHD1	6.0180e-003	6.6380e-003
tblVehicleEF	LHD1	3.9400e-004	1.2700e-004
tblVehicleEF	LHD1	3.0560e-003	2.5140e-003
tblVehicleEF	LHD1	0.11	0.09
tblVehicleEF	LHD1	0.03	0.03
tblVehicleEF	LHD1	1.8520e-003	1.5090e-003
tblVehicleEF	LHD1	0.08	0.06
tblVehicleEF	LHD1	0.31	0.54
tblVehicleEF	LHD1	0.32	0.10
tblVehicleEF	LHD2	4.5740e-003	4.4410e-003
tblVehicleEF	LHD2	4.8900e-003	4.0220e-003
tblVehicleEF	LHD2	0.01	0.01

tblVehicleEF	LHD2	0.13	0.16
tblVehicleEF	LHD2	0.41	0.45
tblVehicleEF	LHD2	1.51	0.81
tblVehicleEF	LHD2	13.66	13.61
tblVehicleEF	LHD2	627.61	691.93
tblVehicleEF	LHD2	29.47	10.40
tblVehicleEF	LHD2	0.10	0.09
tblVehicleEF	LHD2	1.00	1.05
tblVehicleEF	LHD2	1.1920e-003	1.1670e-003
tblVehicleEF	LHD2	0.01	0.01
tblVehicleEF	LHD2	0.01	0.01
tblVehicleEF	LHD2	5.0700e-004	1.5900e-004
tblVehicleEF	LHD2	1.1400e-003	1.1170e-003
tblVehicleEF	LHD2	2.6350e-003	2.5980e-003
tblVehicleEF	LHD2	9.7610e-003	9.9370e-003
tblVehicleEF	LHD2	4.6600e-004	1.4600e-004
tblVehicleEF	LHD2	1.2770e-003	1.5470e-003
tblVehicleEF	LHD2	0.04	0.05
tblVehicleEF	LHD2	0.02	0.02
tblVehicleEF	LHD2	8.3500e-004	9.7000e-004
tblVehicleEF	LHD2	0.05	0.05
tblVehicleEF	LHD2	0.10	0.33
tblVehicleEF	LHD2	0.15	0.06
tblVehicleEF	LHD2	1.3400e-004	1.3100e-004
tblVehicleEF	LHD2	6.1210e-003	6.7070e-003
tblVehicleEF	LHD2	3.2300e-004	1.0300e-004
tblVehicleEF	LHD2	1.2770e-003	1.5470e-003

tblVehicleEF	LHD2	0.04	0.05
tblVehicleEF	LHD2	0.02	0.03
tblVehicleEF	LHD2	8.3500e-004	9.7000e-004
tblVehicleEF	LHD2	0.06	0.06
tblVehicleEF	LHD2	0.10	0.33
tblVehicleEF	LHD2	0.16	0.07
tblVehicleEF	LHD2	4.5740e-003	4.4500e-003
tblVehicleEF	LHD2	4.9510e-003	4.0660e-003
tblVehicleEF	LHD2	0.01	0.01
tblVehicleEF	LHD2	0.13	0.16
tblVehicleEF	LHD2	0.42	0.46
tblVehicleEF	LHD2	1.45	0.77
tblVehicleEF	LHD2	13.66	13.61
tblVehicleEF	LHD2	627.61	691.93
tblVehicleEF	LHD2	29.47	10.34
tblVehicleEF	LHD2	0.10	0.09
tblVehicleEF	LHD2	0.95	0.99
tblVehicleEF	LHD2	1.1920e-003	1.1670e-003
tblVehicleEF	LHD2	0.01	0.01
tblVehicleEF	LHD2	0.01	0.01
tblVehicleEF	LHD2	5.0700e-004	1.5900e-004
tblVehicleEF	LHD2	1.1400e-003	1.1170e-003
tblVehicleEF	LHD2	2.6350e-003	2.5980e-003
tblVehicleEF	LHD2	9.7610e-003	9.9370e-003
tblVehicleEF	LHD2	4.6600e-004	1.4600e-004
tblVehicleEF	LHD2	1.7890e-003	2.1670e-003
tblVehicleEF	LHD2	0.04	0.05

tblVehicleEF	LHD2	0.02	0.02
tblVehicleEF	LHD2	1.1420e-003	1.3310e-003
tblVehicleEF	LHD2	0.05	0.05
tblVehicleEF	LHD2	0.09	0.31
tblVehicleEF	LHD2	0.14	0.06
tblVehicleEF	LHD2	1.3400e-004	1.3100e-004
tblVehicleEF	LHD2	6.1210e-003	6.7070e-003
tblVehicleEF	LHD2	3.2200e-004	1.0200e-004
tblVehicleEF	LHD2	1.7890e-003	2.1670e-003
tblVehicleEF	LHD2	0.04	0.05
tblVehicleEF	LHD2	0.02	0.03
tblVehicleEF	LHD2	1.1420e-003	1.3310e-003
tblVehicleEF	LHD2	0.06	0.06
tblVehicleEF	LHD2	0.09	0.31
tblVehicleEF	LHD2	0.15	0.06
tblVehicleEF	LHD2	4.5740e-003	4.4390e-003
tblVehicleEF	LHD2	4.8740e-003	4.0110e-003
tblVehicleEF	LHD2	0.01	0.01
tblVehicleEF	LHD2	0.13	0.16
tblVehicleEF	LHD2	0.41	0.45
tblVehicleEF	LHD2	1.52	0.81
tblVehicleEF	LHD2	13.66	13.61
tblVehicleEF	LHD2	627.61	691.92
tblVehicleEF	LHD2	29.47	10.41
tblVehicleEF	LHD2	0.10	0.09
tblVehicleEF	LHD2	0.99	1.03
tblVehicleEF	LHD2	1.1920e-003	1.1670e-003

tblVehicleEF	LHD2	0.01	0.01
tblVehicleEF	LHD2	0.01	0.01
tblVehicleEF	LHD2	5.0700e-004	1.5900e-004
tblVehicleEF	LHD2	1.1400e-003	1.1170e-003
tblVehicleEF	LHD2	2.6350e-003	2.5980e-003
tblVehicleEF	LHD2	9.7610e-003	9.9370e-003
tblVehicleEF	LHD2	4.6600e-004	1.4600e-004
tblVehicleEF	LHD2	1.3120e-003	1.6090e-003
tblVehicleEF	LHD2	0.05	0.06
tblVehicleEF	LHD2	0.02	0.02
tblVehicleEF	LHD2	8.3800e-004	9.7300e-004
tblVehicleEF	LHD2	0.05	0.05
tblVehicleEF	LHD2	0.11	0.36
tblVehicleEF	LHD2	0.15	0.06
tblVehicleEF	LHD2	1.3400e-004	1.3100e-004
tblVehicleEF	LHD2	6.1210e-003	6.7070e-003
tblVehicleEF	LHD2	3.2300e-004	1.0300e-004
tblVehicleEF	LHD2	1.3120e-003	1.6090e-003
tblVehicleEF	LHD2	0.05	0.06
tblVehicleEF	LHD2	0.02	0.03
tblVehicleEF	LHD2	8.3800e-004	9.7300e-004
tblVehicleEF	LHD2	0.06	0.06
tblVehicleEF	LHD2	0.11	0.36
tblVehicleEF	LHD2	0.16	0.07
tblVehicleEF	MCY	0.48	0.35
tblVehicleEF	MCY	0.15	0.24
tblVehicleEF	MCY	18.92	19.25

tblVehicleEF	MCY	9.54	8.41
tblVehicleEF	MCY	176.85	214.39
tblVehicleEF	MCY	45.71	60.47
tblVehicleEF	MCY	1.12	1.12
tblVehicleEF	MCY	2.0750e-003	2.0560e-003
tblVehicleEF	MCY	4.0210e-003	3.3580e-003
tblVehicleEF	MCY	1.9420e-003	1.9250e-003
tblVehicleEF	MCY	3.7960e-003	3.1690e-003
tblVehicleEF	MCY	1.14	1.16
tblVehicleEF	MCY	0.71	0.73
tblVehicleEF	MCY	0.71	0.73
tblVehicleEF	MCY	2.40	2.42
tblVehicleEF	MCY	0.67	2.16
tblVehicleEF	MCY	2.07	1.83
tblVehicleEF	MCY	2.1490e-003	2.1220e-003
tblVehicleEF	MCY	6.7400e-004	5.9800e-004
tblVehicleEF	MCY	1.14	1.16
tblVehicleEF	MCY	0.71	0.73
tblVehicleEF	MCY	0.71	0.73
tblVehicleEF	MCY	2.97	2.98
tblVehicleEF	MCY	0.67	2.16
tblVehicleEF	MCY	2.25	1.99
tblVehicleEF	MCY	0.47	0.35
tblVehicleEF	MCY	0.14	0.21
tblVehicleEF	MCY	18.20	18.49
tblVehicleEF	MCY	8.80	7.73
tblVehicleEF	MCY	176.85	212.96

tblVehicleEF	MCY	45.71	58.73
tblVehicleEF	MCY	0.98	0.99
tblVehicleEF	MCY	2.0750e-003	2.0560e-003
tblVehicleEF	MCY	4.0210e-003	3.3580e-003
tblVehicleEF	MCY	1.9420e-003	1.9250e-003
tblVehicleEF	MCY	3.7960e-003	3.1690e-003
tblVehicleEF	MCY	1.71	1.75
tblVehicleEF	MCY	0.74	0.77
tblVehicleEF	MCY	1.13	1.15
tblVehicleEF	MCY	2.34	2.36
tblVehicleEF	MCY	0.63	2.02
tblVehicleEF	MCY	1.86	1.63
tblVehicleEF	MCY	2.1360e-003	2.1070e-003
tblVehicleEF	MCY	6.5500e-004	5.8100e-004
tblVehicleEF	MCY	1.71	1.75
tblVehicleEF	MCY	0.74	0.77
tblVehicleEF	MCY	1.13	1.15
tblVehicleEF	MCY	2.89	2.91
tblVehicleEF	MCY	0.63	2.02
tblVehicleEF	MCY	2.02	1.77
tblVehicleEF	MCY	0.48	0.35
tblVehicleEF	MCY	0.15	0.24
tblVehicleEF	MCY	19.03	19.36
tblVehicleEF	MCY	9.65	8.52
tblVehicleEF	MCY	176.85	214.61
tblVehicleEF	MCY	45.71	60.78
tblVehicleEF	MCY	1.09	1.10

tblVehicleEF	MCY	2.0750e-003	2.0560e-003
tblVehicleEF	MCY	4.0210e-003	3.3580e-003
tblVehicleEF	MCY	1.9420e-003	1.9250e-003
tblVehicleEF	MCY	3.7960e-003	3.1690e-003
tblVehicleEF	MCY	1.26	1.29
tblVehicleEF	MCY	0.91	0.94
tblVehicleEF	MCY	0.76	0.77
tblVehicleEF	MCY	2.41	2.43
tblVehicleEF	MCY	0.76	2.47
tblVehicleEF	MCY	2.11	1.87
tblVehicleEF	MCY	2.1510e-003	2.1240e-003
tblVehicleEF	MCY	6.7700e-004	6.0200e-004
tblVehicleEF	MCY	1.26	1.29
tblVehicleEF	MCY	0.91	0.94
tblVehicleEF	MCY	0.76	0.77
tblVehicleEF	MCY	2.98	3.00
tblVehicleEF	MCY	0.76	2.47
tblVehicleEF	MCY	2.29	2.03
tblVehicleEF	MDV	0.01	6.3550e-003
tblVehicleEF	MDV	0.02	0.09
tblVehicleEF	MDV	1.39	1.23
tblVehicleEF	MDV	2.88	3.26
tblVehicleEF	MDV	514.66	433.88
tblVehicleEF	MDV	111.00	89.53
tblVehicleEF	MDV	0.15	0.12
tblVehicleEF	MDV	1.9370e-003	1.8690e-003
tblVehicleEF	MDV	2.3370e-003	2.0800e-003

tblVehicleEF	MDV	1.7870e-003	1.7240e-003
tblVehicleEF	MDV	2.1510e-003	1.9140e-003
tblVehicleEF	MDV	0.07	0.08
tblVehicleEF	MDV	0.16	0.14
tblVehicleEF	MDV	0.07	0.09
tblVehicleEF	MDV	0.04	0.03
tblVehicleEF	MDV	0.10	0.43
tblVehicleEF	MDV	0.22	0.45
tblVehicleEF	MDV	5.1570e-003	4.2900e-003
tblVehicleEF	MDV	1.1610e-003	8.8600e-004
tblVehicleEF	MDV	0.07	0.08
tblVehicleEF	MDV	0.16	0.14
tblVehicleEF	MDV	0.07	0.09
tblVehicleEF	MDV	0.05	0.04
tblVehicleEF	MDV	0.10	0.43
tblVehicleEF	MDV	0.25	0.49
tblVehicleEF	MDV	0.01	6.6910e-003
tblVehicleEF	MDV	0.01	0.08
tblVehicleEF	MDV	1.50	1.33
tblVehicleEF	MDV	2.50	2.81
tblVehicleEF	MDV	535.20	445.93
tblVehicleEF	MDV	111.00	88.66
tblVehicleEF	MDV	0.14	0.10
tblVehicleEF	MDV	1.9370e-003	1.8690e-003
tblVehicleEF	MDV	2.3370e-003	2.0800e-003
tblVehicleEF	MDV	1.7870e-003	1.7240e-003
tblVehicleEF	MDV	2.1510e-003	1.9140e-003

tblVehicleEF	MDV	0.10	0.12
tblVehicleEF	MDV	0.17	0.15
tblVehicleEF	MDV	0.10	0.12
tblVehicleEF	MDV	0.04	0.03
tblVehicleEF	MDV	0.09	0.40
tblVehicleEF	MDV	0.20	0.40
tblVehicleEF	MDV	5.3640e-003	4.4090e-003
tblVehicleEF	MDV	1.1540e-003	8.7700e-004
tblVehicleEF	MDV	0.10	0.12
tblVehicleEF	MDV	0.17	0.15
tblVehicleEF	MDV	0.10	0.12
tblVehicleEF	MDV	0.05	0.04
tblVehicleEF	MDV	0.09	0.40
tblVehicleEF	MDV	0.22	0.44
tblVehicleEF	MDV	0.01	6.2450e-003
tblVehicleEF	MDV	0.02	0.09
tblVehicleEF	MDV	1.35	1.20
tblVehicleEF	MDV	2.96	3.36
tblVehicleEF	MDV	507.08	429.44
tblVehicleEF	MDV	111.00	89.72
tblVehicleEF	MDV	0.15	0.11
tblVehicleEF	MDV	1.9370e-003	1.8690e-003
tblVehicleEF	MDV	2.3370e-003	2.0800e-003
tblVehicleEF	MDV	1.7870e-003	1.7240e-003
tblVehicleEF	MDV	2.1510e-003	1.9140e-003
tblVehicleEF	MDV	0.07	0.08
tblVehicleEF	MDV	0.17	0.15

tblVehicleEF	MDV	0.07	0.09
tblVehicleEF	MDV	0.03	0.03
tblVehicleEF	MDV	0.11	0.50
tblVehicleEF	MDV	0.23	0.46
tblVehicleEF	MDV	5.0800e-003	4.2460e-003
tblVehicleEF	MDV	1.1620e-003	8.8800e-004
tblVehicleEF	MDV	0.07	0.08
tblVehicleEF	MDV	0.17	0.15
tblVehicleEF	MDV	0.07	0.09
tblVehicleEF	MDV	0.05	0.04
tblVehicleEF	MDV	0.11	0.50
tblVehicleEF	MDV	0.25	0.50
tblVehicleEF	MH	0.03	3.4440e-003
tblVehicleEF	MH	0.03	0.00
tblVehicleEF	MH	2.58	0.32
tblVehicleEF	MH	5.94	0.00
tblVehicleEF	MH	1,111.80	990.00
tblVehicleEF	MH	58.76	0.00
tblVehicleEF	MH	1.52	4.06
tblVehicleEF	MH	0.01	0.02
tblVehicleEF	MH	0.03	0.10
tblVehicleEF	MH	1.2350e-003	0.00
tblVehicleEF	MH	3.2420e-003	4.0000e-003
tblVehicleEF	MH	0.03	0.10
tblVehicleEF	MH	1.1410e-003	0.00
tblVehicleEF	MH	1.02	0.00
tblVehicleEF	MH	0.07	0.00

tblVehicleEF	MH	0.44	0.00
tblVehicleEF	MH	0.10	0.07
tblVehicleEF	MH	0.02	0.00
tblVehicleEF	MH	0.36	0.00
tblVehicleEF	MH	0.01	9.3590e-003
tblVehicleEF	MH	6.9200e-004	0.00
tblVehicleEF	MH	1.02	0.00
tblVehicleEF	MH	0.07	0.00
tblVehicleEF	MH	0.44	0.00
tblVehicleEF	MH	0.14	0.08
tblVehicleEF	MH	0.02	0.00
tblVehicleEF	MH	0.39	0.00
tblVehicleEF	MH	0.03	3.4440e-003
tblVehicleEF	MH	0.03	0.00
tblVehicleEF	MH	2.62	0.32
tblVehicleEF	MH	5.63	0.00
tblVehicleEF	MH	1,111.80	990.00
tblVehicleEF	MH	58.76	0.00
tblVehicleEF	MH	1.41	3.84
tblVehicleEF	MH	0.01	0.02
tblVehicleEF	MH	0.03	0.10
tblVehicleEF	MH	1.2350e-003	0.00
tblVehicleEF	MH	3.2420e-003	4.0000e-003
tblVehicleEF	MH	0.03	0.10
tblVehicleEF	MH	1.1410e-003	0.00
tblVehicleEF	MH	1.37	0.00
tblVehicleEF	MH	0.07	0.00

tblVehicleEF	MH	0.59	0.00
tblVehicleEF	MH	0.10	0.07
tblVehicleEF	MH	0.02	0.00
tblVehicleEF	MH	0.34	0.00
tblVehicleEF	MH	0.01	9.3590e-003
tblVehicleEF	MH	6.8600e-004	0.00
tblVehicleEF	MH	1.37	0.00
tblVehicleEF	MH	0.07	0.00
tblVehicleEF	MH	0.59	0.00
tblVehicleEF	MH	0.14	0.08
tblVehicleEF	MH	0.02	0.00
tblVehicleEF	MH	0.38	0.00
tblVehicleEF	MH	0.03	3.4440e-003
tblVehicleEF	MH	0.03	0.00
tblVehicleEF	MH	2.56	0.32
tblVehicleEF	MH	5.98	0.00
tblVehicleEF	MH	1,111.80	990.00
tblVehicleEF	MH	58.76	0.00
tblVehicleEF	MH	1.49	3.98
tblVehicleEF	MH	0.01	0.02
tblVehicleEF	MH	0.03	0.10
tblVehicleEF	MH	1.2350e-003	0.00
tblVehicleEF	MH	3.2420e-003	4.0000e-003
tblVehicleEF	MH	0.03	0.10
tblVehicleEF	MH	1.1410e-003	0.00
tblVehicleEF	MH	1.13	0.00
tblVehicleEF	MH	0.09	0.00

tblVehicleEF	MH	0.46	0.00
tblVehicleEF	MH	0.10	0.07
tblVehicleEF	MH	0.02	0.00
tblVehicleEF	MH	0.36	0.00
tblVehicleEF	MH	0.01	9.3590e-003
tblVehicleEF	MH	6.9200e-004	0.00
tblVehicleEF	MH	1.13	0.00
tblVehicleEF	MH	0.09	0.00
tblVehicleEF	MH	0.46	0.00
tblVehicleEF	MH	0.14	0.08
tblVehicleEF	MH	0.02	0.00
tblVehicleEF	MH	0.40	0.00
tblVehicleEF	MHD	0.02	5.0190e-003
tblVehicleEF	MHD	7.0470e-003	6.7810e-003
tblVehicleEF	MHD	0.06	0.01
tblVehicleEF	MHD	0.43	0.39
tblVehicleEF	MHD	0.52	0.61
tblVehicleEF	MHD	6.64	1.39
tblVehicleEF	MHD	144.07	57.60
tblVehicleEF	MHD	1,146.33	1,111.95
tblVehicleEF	MHD	61.21	13.25
tblVehicleEF	MHD	0.91	0.46
tblVehicleEF	MHD	1.91	2.26
tblVehicleEF	MHD	2.6680e-003	1.7350e-003
tblVehicleEF	MHD	0.05	0.06
tblVehicleEF	MHD	8.2900e-004	1.2400e-004
tblVehicleEF	MHD	2.5520e-003	1.6600e-003

tblVehicleEF	MHD	0.05	0.06
tblVehicleEF	MHD	7.6300e-004	1.1400e-004
tblVehicleEF	MHD	1.2010e-003	5.0500e-004
tblVehicleEF	MHD	0.05	0.02
tblVehicleEF	MHD	0.03	0.02
tblVehicleEF	MHD	7.6200e-004	3.3100e-004
tblVehicleEF	MHD	0.09	0.11
tblVehicleEF	MHD	0.02	0.10
tblVehicleEF	MHD	0.41	0.06
tblVehicleEF	MHD	1.3870e-003	5.4800e-004
tblVehicleEF	MHD	0.01	0.01
tblVehicleEF	MHD	7.2900e-004	1.3100e-004
tblVehicleEF	MHD	1.2010e-003	5.0500e-004
tblVehicleEF	MHD	0.05	0.02
tblVehicleEF	MHD	0.04	0.03
tblVehicleEF	MHD	7.6200e-004	3.3100e-004
tblVehicleEF	MHD	0.11	0.13
tblVehicleEF	MHD	0.02	0.10
tblVehicleEF	MHD	0.45	0.07
tblVehicleEF	MHD	0.02	4.7490e-003
tblVehicleEF	MHD	7.1120e-003	6.8240e-003
tblVehicleEF	MHD	0.05	0.01
tblVehicleEF	MHD	0.32	0.31
tblVehicleEF	MHD	0.52	0.61
tblVehicleEF	MHD	6.33	1.32
tblVehicleEF	MHD	152.59	58.80
tblVehicleEF	MHD	1,146.33	1,111.96

tblVehicleEF	MHD	61.21	13.14
tblVehicleEF	MHD	0.94	0.47
tblVehicleEF	MHD	1.81	2.13
tblVehicleEF	MHD	2.2490e-003	1.4640e-003
tblVehicleEF	MHD	0.05	0.06
tblVehicleEF	MHD	8.2900e-004	1.2400e-004
tblVehicleEF	MHD	2.1520e-003	1.4010e-003
tblVehicleEF	MHD	0.05	0.06
tblVehicleEF	MHD	7.6300e-004	1.1400e-004
tblVehicleEF	MHD	1.6980e-003	7.1500e-004
tblVehicleEF	MHD	0.05	0.02
tblVehicleEF	MHD	0.03	0.02
tblVehicleEF	MHD	1.0640e-003	4.6300e-004
tblVehicleEF	MHD	0.09	0.11
tblVehicleEF	MHD	0.02	0.10
tblVehicleEF	MHD	0.39	0.06
tblVehicleEF	MHD	1.4670e-003	5.6000e-004
tblVehicleEF	MHD	0.01	0.01
tblVehicleEF	MHD	7.2300e-004	1.3000e-004
tblVehicleEF	MHD	1.6980e-003	7.1500e-004
tblVehicleEF	MHD	0.05	0.02
tblVehicleEF	MHD	0.04	0.03
tblVehicleEF	MHD	1.0640e-003	4.6300e-004
tblVehicleEF	MHD	0.11	0.13
tblVehicleEF	MHD	0.02	0.10
tblVehicleEF	MHD	0.43	0.07
tblVehicleEF	MHD	0.02	5.4070e-003

tblVehicleEF	MHD	7.0270e-003	6.7670e-003
tblVehicleEF	MHD	0.06	0.01
tblVehicleEF	MHD	0.60	0.51
tblVehicleEF	MHD	0.51	0.60
tblVehicleEF	MHD	6.70	1.40
tblVehicleEF	MHD	132.28	55.93
tblVehicleEF	MHD	1,146.33	1,111.94
tblVehicleEF	MHD	61.21	13.27
tblVehicleEF	MHD	0.87	0.46
tblVehicleEF	MHD	1.88	2.21
tblVehicleEF	MHD	3.2460e-003	2.1080e-003
tblVehicleEF	MHD	0.05	0.06
tblVehicleEF	MHD	8.2900e-004	1.2400e-004
tblVehicleEF	MHD	3.1060e-003	2.0170e-003
tblVehicleEF	MHD	0.05	0.06
tblVehicleEF	MHD	7.6300e-004	1.1400e-004
tblVehicleEF	MHD	1.2640e-003	5.2300e-004
tblVehicleEF	MHD	0.05	0.02
tblVehicleEF	MHD	0.03	0.03
tblVehicleEF	MHD	7.8200e-004	3.3600e-004
tblVehicleEF	MHD	0.09	0.11
tblVehicleEF	MHD	0.02	0.11
tblVehicleEF	MHD	0.41	0.06
tblVehicleEF	MHD	1.2760e-003	5.3200e-004
tblVehicleEF	MHD	0.01	0.01
tblVehicleEF	MHD	7.3000e-004	1.3100e-004
tblVehicleEF	MHD	1.2640e-003	5.2300e-004

tblVehicleEF	MHD	0.05	0.02
tblVehicleEF	MHD	0.05	0.04
tblVehicleEF	MHD	7.8200e-004	3.3600e-004
tblVehicleEF	MHD	0.11	0.13
tblVehicleEF	MHD	0.02	0.11
tblVehicleEF	MHD	0.45	0.07
tblVehicleEF	OBUS	0.01	9.2180e-003
tblVehicleEF	OBUS	9.6820e-003	0.01
tblVehicleEF	OBUS	0.03	0.02
tblVehicleEF	OBUS	0.28	0.55
tblVehicleEF	OBUS	0.66	1.20
tblVehicleEF	OBUS	5.92	2.51
tblVehicleEF	OBUS	84.60	85.85
tblVehicleEF	OBUS	1,232.54	1,449.96
tblVehicleEF	OBUS	70.26	20.63
tblVehicleEF	OBUS	0.47	0.60
tblVehicleEF	OBUS	1.72	2.24
tblVehicleEF	OBUS	2.1500e-004	2.8690e-003
tblVehicleEF	OBUS	8.7560e-003	0.05
tblVehicleEF	OBUS	8.2600e-004	2.0000e-004
tblVehicleEF	OBUS	2.0600e-004	2.7450e-003
tblVehicleEF	OBUS	8.3600e-003	0.04
tblVehicleEF	OBUS	7.6000e-004	1.8500e-004
tblVehicleEF	OBUS	1.4550e-003	1.8640e-003
tblVehicleEF	OBUS	0.02	0.02
tblVehicleEF	OBUS	0.04	0.06
tblVehicleEF	OBUS	7.7300e-004	9.7600e-004

tblVehicleEF	OBUS	0.06	0.13
tblVehicleEF	OBUS	0.04	0.22
tblVehicleEF	OBUS	0.38	0.12
tblVehicleEF	OBUS	8.2000e-004	8.1800e-004
tblVehicleEF	OBUS	0.01	0.01
tblVehicleEF	OBUS	8.0700e-004	2.0400e-004
tblVehicleEF	OBUS	1.4550e-003	1.8640e-003
tblVehicleEF	OBUS	0.02	0.02
tblVehicleEF	OBUS	0.05	0.08
tblVehicleEF	OBUS	7.7300e-004	9.7600e-004
tblVehicleEF	OBUS	0.08	0.16
tblVehicleEF	OBUS	0.04	0.22
tblVehicleEF	OBUS	0.41	0.14
tblVehicleEF	OBUS	0.01	9.2170e-003
tblVehicleEF	OBUS	9.8490e-003	0.01
tblVehicleEF	OBUS	0.03	0.02
tblVehicleEF	OBUS	0.27	0.52
tblVehicleEF	OBUS	0.67	1.22
tblVehicleEF	OBUS	5.62	2.38
tblVehicleEF	OBUS	88.61	86.87
tblVehicleEF	OBUS	1,232.54	1,449.99
tblVehicleEF	OBUS	70.26	20.41
tblVehicleEF	OBUS	0.48	0.60
tblVehicleEF	OBUS	1.62	2.10
tblVehicleEF	OBUS	1.8100e-004	2.4230e-003
tblVehicleEF	OBUS	8.7560e-003	0.05
tblVehicleEF	OBUS	8.2600e-004	2.0000e-004

tblVehicleEF	OBUS	1.7400e-004	2.3180e-003
tblVehicleEF	OBUS	8.3600e-003	0.04
tblVehicleEF	OBUS	7.6000e-004	1.8500e-004
tblVehicleEF	OBUS	2.0020e-003	2.5510e-003
tblVehicleEF	OBUS	0.02	0.02
tblVehicleEF	OBUS	0.04	0.06
tblVehicleEF	OBUS	1.0680e-003	1.3370e-003
tblVehicleEF	OBUS	0.06	0.13
tblVehicleEF	OBUS	0.04	0.22
tblVehicleEF	OBUS	0.36	0.12
tblVehicleEF	OBUS	8.5800e-004	8.2700e-004
tblVehicleEF	OBUS	0.01	0.01
tblVehicleEF	OBUS	8.0100e-004	2.0200e-004
tblVehicleEF	OBUS	2.0020e-003	2.5510e-003
tblVehicleEF	OBUS	0.02	0.02
tblVehicleEF	OBUS	0.05	0.08
tblVehicleEF	OBUS	1.0680e-003	1.3370e-003
tblVehicleEF	OBUS	0.08	0.16
tblVehicleEF	OBUS	0.04	0.22
tblVehicleEF	OBUS	0.40	0.13
tblVehicleEF	OBUS	0.01	9.2400e-003
tblVehicleEF	OBUS	9.6320e-003	0.01
tblVehicleEF	OBUS	0.03	0.02
tblVehicleEF	OBUS	0.30	0.60
tblVehicleEF	OBUS	0.65	1.20
tblVehicleEF	OBUS	5.97	2.53
tblVehicleEF	OBUS	79.07	84.44

tblVehicleEF	OBUS	1,232.54	1,449.95
tblVehicleEF	OBUS	70.26	20.66
tblVehicleEF	OBUS	0.45	0.59
tblVehicleEF	OBUS	1.68	2.20
tblVehicleEF	OBUS	2.6200e-004	3.4860e-003
tblVehicleEF	OBUS	8.7560e-003	0.05
tblVehicleEF	OBUS	8.2600e-004	2.0000e-004
tblVehicleEF	OBUS	2.5100e-004	3.3350e-003
tblVehicleEF	OBUS	8.3600e-003	0.04
tblVehicleEF	OBUS	7.6000e-004	1.8500e-004
tblVehicleEF	OBUS	1.4980e-003	1.9330e-003
tblVehicleEF	OBUS	0.02	0.02
tblVehicleEF	OBUS	0.04	0.06
tblVehicleEF	OBUS	7.7300e-004	9.8300e-004
tblVehicleEF	OBUS	0.06	0.13
tblVehicleEF	OBUS	0.04	0.24
tblVehicleEF	OBUS	0.38	0.13
tblVehicleEF	OBUS	7.6700e-004	8.0400e-004
tblVehicleEF	OBUS	0.01	0.01
tblVehicleEF	OBUS	8.0800e-004	2.0400e-004
tblVehicleEF	OBUS	1.4980e-003	1.9330e-003
tblVehicleEF	OBUS	0.02	0.02
tblVehicleEF	OBUS	0.05	0.08
tblVehicleEF	OBUS	7.7300e-004	9.8300e-004
tblVehicleEF	OBUS	0.08	0.16
tblVehicleEF	OBUS	0.04	0.24
tblVehicleEF	OBUS	0.42	0.14

tblVehicleEF	SBUS	0.88	0.07
tblVehicleEF	SBUS	0.02	0.01
tblVehicleEF	SBUS	0.09	6.7740e-003
tblVehicleEF	SBUS	8.02	2.64
tblVehicleEF	SBUS	1.27	1.12
tblVehicleEF	SBUS	9.90	0.98
tblVehicleEF	SBUS	1,146.39	354.68
tblVehicleEF	SBUS	1,099.72	1,145.15
tblVehicleEF	SBUS	52.78	5.53
tblVehicleEF	SBUS	10.48	3.92
tblVehicleEF	SBUS	5.04	6.72
tblVehicleEF	SBUS	0.01	6.9770e-003
tblVehicleEF	SBUS	0.01	0.01
tblVehicleEF	SBUS	0.03	0.05
tblVehicleEF	SBUS	9.2400e-004	6.5000e-005
tblVehicleEF	SBUS	0.01	6.6760e-003
tblVehicleEF	SBUS	2.6900e-003	2.6710e-003
tblVehicleEF	SBUS	0.03	0.05
tblVehicleEF	SBUS	8.4900e-004	5.9000e-005
tblVehicleEF	SBUS	3.9220e-003	1.2140e-003
tblVehicleEF	SBUS	0.04	0.01
tblVehicleEF	SBUS	0.97	0.32
tblVehicleEF	SBUS	1.9880e-003	5.8200e-004
tblVehicleEF	SBUS	0.14	0.15
tblVehicleEF	SBUS	0.02	0.08
tblVehicleEF	SBUS	0.52	0.04
tblVehicleEF	SBUS	0.01	3.3840e-003

tblVehicleEF	SBUS	0.01	0.01
tblVehicleEF	SBUS	7.0000e-004	5.5000e-005
tblVehicleEF	SBUS	3.9220e-003	1.2140e-003
tblVehicleEF	SBUS	0.04	0.01
tblVehicleEF	SBUS	1.40	0.46
tblVehicleEF	SBUS	1.9880e-003	5.8200e-004
tblVehicleEF	SBUS	0.17	0.18
tblVehicleEF	SBUS	0.02	0.08
tblVehicleEF	SBUS	0.57	0.04
tblVehicleEF	SBUS	0.88	0.07
tblVehicleEF	SBUS	0.02	0.01
tblVehicleEF	SBUS	0.08	6.0860e-003
tblVehicleEF	SBUS	7.89	2.59
tblVehicleEF	SBUS	1.29	1.13
tblVehicleEF	SBUS	8.18	0.81
tblVehicleEF	SBUS	1,199.03	366.61
tblVehicleEF	SBUS	1,099.72	1,145.18
tblVehicleEF	SBUS	52.78	5.24
tblVehicleEF	SBUS	10.82	4.03
tblVehicleEF	SBUS	4.75	6.35
tblVehicleEF	SBUS	0.01	5.8870e-003
tblVehicleEF	SBUS	0.01	0.01
tblVehicleEF	SBUS	0.03	0.05
tblVehicleEF	SBUS	9.2400e-004	6.5000e-005
tblVehicleEF	SBUS	9.7020e-003	5.6320e-003
tblVehicleEF	SBUS	2.6900e-003	2.6710e-003
tblVehicleEF	SBUS	0.03	0.05

tblVehicleEF	SBUS	8.4900e-004	5.9000e-005
tblVehicleEF	SBUS	5.3460e-003	1.6490e-003
tblVehicleEF	SBUS	0.04	0.01
tblVehicleEF	SBUS	0.97	0.32
tblVehicleEF	SBUS	2.7350e-003	7.9300e-004
tblVehicleEF	SBUS	0.14	0.15
tblVehicleEF	SBUS	0.02	0.08
tblVehicleEF	SBUS	0.47	0.04
tblVehicleEF	SBUS	0.01	3.4960e-003
tblVehicleEF	SBUS	0.01	0.01
tblVehicleEF	SBUS	6.7100e-004	5.2000e-005
tblVehicleEF	SBUS	5.3460e-003	1.6490e-003
tblVehicleEF	SBUS	0.04	0.01
tblVehicleEF	SBUS	1.40	0.45
tblVehicleEF	SBUS	2.7350e-003	7.9300e-004
tblVehicleEF	SBUS	0.17	0.18
tblVehicleEF	SBUS	0.02	0.08
tblVehicleEF	SBUS	0.52	0.04
tblVehicleEF	SBUS	0.88	0.07
tblVehicleEF	SBUS	0.02	0.01
tblVehicleEF	SBUS	0.09	6.8730e-003
tblVehicleEF	SBUS	8.20	2.70
tblVehicleEF	SBUS	1.27	1.11
tblVehicleEF	SBUS	10.06	1.00
tblVehicleEF	SBUS	1,073.69	338.22
tblVehicleEF	SBUS	1,099.72	1,145.15
tblVehicleEF	SBUS	52.78	5.56

tblVehicleEF	SBUS	10.02	3.76
tblVehicleEF	SBUS	4.95	6.61
tblVehicleEF	SBUS	0.01	8.4840e-003
tblVehicleEF	SBUS	0.01	0.01
tblVehicleEF	SBUS	0.03	0.05
tblVehicleEF	SBUS	9.2400e-004	6.5000e-005
tblVehicleEF	SBUS	0.01	8.1170e-003
tblVehicleEF	SBUS	2.6900e-003	2.6710e-003
tblVehicleEF	SBUS	0.03	0.05
tblVehicleEF	SBUS	8.4900e-004	5.9000e-005
tblVehicleEF	SBUS	4.0560e-003	1.2890e-003
tblVehicleEF	SBUS	0.04	0.01
tblVehicleEF	SBUS	0.98	0.32
tblVehicleEF	SBUS	1.9630e-003	5.8500e-004
tblVehicleEF	SBUS	0.14	0.15
tblVehicleEF	SBUS	0.02	0.10
tblVehicleEF	SBUS	0.53	0.04
tblVehicleEF	SBUS	0.01	3.2280e-003
tblVehicleEF	SBUS	0.01	0.01
tblVehicleEF	SBUS	7.0200e-004	5.5000e-005
tblVehicleEF	SBUS	4.0560e-003	1.2890e-003
tblVehicleEF	SBUS	0.04	0.01
tblVehicleEF	SBUS	1.41	0.46
tblVehicleEF	SBUS	1.9630e-003	5.8500e-004
tblVehicleEF	SBUS	0.17	0.18
tblVehicleEF	SBUS	0.02	0.10
tblVehicleEF	SBUS	0.58	0.04

tblVehicleEF	UBUS	2.05	7.30
tblVehicleEF	UBUS	0.07	0.03
tblVehicleEF	UBUS	9.40	27.78
tblVehicleEF	UBUS	13.37	1.81
tblVehicleEF	UBUS	1,845.89	2,044.41
tblVehicleEF	UBUS	131.11	22.76
tblVehicleEF	UBUS	5.44	4.07
tblVehicleEF	UBUS	0.54	0.08
tblVehicleEF	UBUS	0.01	0.03
tblVehicleEF	UBUS	0.05	5.3120e-003
tblVehicleEF	UBUS	1.1180e-003	3.9000e-005
tblVehicleEF	UBUS	0.23	0.03
tblVehicleEF	UBUS	3.0000e-003	7.5850e-003
tblVehicleEF	UBUS	0.04	5.0790e-003
tblVehicleEF	UBUS	1.0280e-003	3.6000e-005
tblVehicleEF	UBUS	6.3040e-003	2.3270e-003
tblVehicleEF	UBUS	0.10	0.03
tblVehicleEF	UBUS	3.6410e-003	1.6080e-003
tblVehicleEF	UBUS	0.57	0.11
tblVehicleEF	UBUS	0.03	0.18
tblVehicleEF	UBUS	0.97	0.14
tblVehicleEF	UBUS	8.7570e-003	4.3460e-003
tblVehicleEF	UBUS	1.5510e-003	2.2500e-004
tblVehicleEF	UBUS	6.3040e-003	2.3270e-003
tblVehicleEF	UBUS	0.10	0.03
tblVehicleEF	UBUS	3.6410e-003	1.6080e-003
tblVehicleEF	UBUS	2.69	7.46

tblVehicleEF	UBUS	0.03	0.18
tblVehicleEF	UBUS	1.06	0.16
tblVehicleEF	UBUS	2.06	7.30
tblVehicleEF	UBUS	0.07	0.03
tblVehicleEF	UBUS	9.46	27.78
tblVehicleEF	UBUS	11.79	1.61
tblVehicleEF	UBUS	1,845.89	2,044.41
tblVehicleEF	UBUS	131.11	22.40
tblVehicleEF	UBUS	5.12	4.06
tblVehicleEF	UBUS	0.54	0.08
tblVehicleEF	UBUS	0.01	0.03
tblVehicleEF	UBUS	0.05	5.3120e-003
tblVehicleEF	UBUS	1.1180e-003	3.9000e-005
tblVehicleEF	UBUS	0.23	0.03
tblVehicleEF	UBUS	3.0000e-003	7.5850e-003
tblVehicleEF	UBUS	0.04	5.0790e-003
tblVehicleEF	UBUS	1.0280e-003	3.6000e-005
tblVehicleEF	UBUS	8.4450e-003	3.1830e-003
tblVehicleEF	UBUS	0.10	0.03
tblVehicleEF	UBUS	4.8520e-003	2.1520e-003
tblVehicleEF	UBUS	0.58	0.11
tblVehicleEF	UBUS	0.03	0.16
tblVehicleEF	UBUS	0.90	0.13
tblVehicleEF	UBUS	8.7590e-003	4.3460e-003
tblVehicleEF	UBUS	1.5230e-003	2.2200e-004
tblVehicleEF	UBUS	8.4450e-003	3.1830e-003
tblVehicleEF	UBUS	0.10	0.03

tblVehicleEF	UBUS	4.8520e-003	2.1520e-003
tblVehicleEF	UBUS	2.70	7.46
tblVehicleEF	UBUS	0.03	0.16
tblVehicleEF	UBUS	0.98	0.14
tblVehicleEF	UBUS	2.05	7.30
tblVehicleEF	UBUS	0.07	0.03
tblVehicleEF	UBUS	9.39	27.78
tblVehicleEF	UBUS	13.64	1.85
tblVehicleEF	UBUS	1,845.89	2,044.41
tblVehicleEF	UBUS	131.11	22.83
tblVehicleEF	UBUS	5.34	4.07
tblVehicleEF	UBUS	0.54	0.08
tblVehicleEF	UBUS	0.01	0.03
tblVehicleEF	UBUS	0.05	5.3120e-003
tblVehicleEF	UBUS	1.1180e-003	3.9000e-005
tblVehicleEF	UBUS	0.23	0.03
tblVehicleEF	UBUS	3.0000e-003	7.5850e-003
tblVehicleEF	UBUS	0.04	5.0790e-003
tblVehicleEF	UBUS	1.0280e-003	3.6000e-005
tblVehicleEF	UBUS	7.1840e-003	2.2330e-003
tblVehicleEF	UBUS	0.13	0.03
tblVehicleEF	UBUS	3.8750e-003	1.5260e-003
tblVehicleEF	UBUS	0.57	0.11
tblVehicleEF	UBUS	0.04	0.22
tblVehicleEF	UBUS	0.98	0.14
tblVehicleEF	UBUS	8.7570e-003	4.3460e-003
tblVehicleEF	UBUS	1.5550e-003	2.2600e-004

tblVehicleEF	UBUS	7.1840e-003	2.2330e-003
tblVehicleEF	UBUS	0.13	0.03
tblVehicleEF	UBUS	3.8750e-003	1.5260e-003
tblVehicleEF	UBUS	2.68	7.46
tblVehicleEF	UBUS	0.04	0.22
tblVehicleEF	UBUS	1.08	0.16
tblVehicleTrips	CNW_TTP	41.00	0.00
tblVehicleTrips	CW_TL	16.60	40.00
tblVehicleTrips	CW_TTP	59.00	100.00
tblVehicleTrips	DV_TP	5.00	0.00
tblVehicleTrips	PB_TP	3.00	0.00
tblVehicleTrips	PR_TP	92.00	100.00
tblVehicleTrips	ST_TR	1.68	0.07
tblVehicleTrips	SU_TR	1.68	0.07
tblVehicleTrips	WD_TR	1.68	0.07
tblWater	IndoorWaterUseRate	279,979,000.00	388,241,352.00

2.0 Emissions Summary

2.1 Overall Construction

Unmitigated Construction

	ROG	NOx	CO	SO2	Fugitive PM10	Exhaust PM10	PM10 Total	Fugitive PM2.5	Exhaust PM2.5	PM2.5 Total	Bio- CO2	NBio- CO2	Total CO2	CH4	N2O	CO2e
Year	tons/yr										MT/yr					
2020	0.0000	0.0000	0.0000	0.0000	0.0000	0.0000	0.0000	0.0000	0.0000	0.0000	0.0000	0.0000	0.0000	0.0000	0.0000	0.0000
Maximum	**0.0000**	**0.0000**	**0.0000**	**0.0000**	**0.0000**	**0.0000**	**0.0000**	**0.0000**	**0.0000**	**0.0000**	**0.0000**	**0.0000**	**0.0000**	**0.0000**	**0.0000**	**0.0000**

Mitigated Construction

	ROG	NOx	CO	SO2	Fugitive PM10	Exhaust PM10	PM10 Total	Fugitive PM2.5	Exhaust PM2.5	PM2.5 Total	Bio- CO2	NBio- CO2	Total CO2	CH4	N2O	CO2e
Year	tons/yr										MT/yr					
2020	0.0000	0.0000	0.0000	0.0000	0.0000	0.0000	0.0000	0.0000	0.0000	0.0000	0.0000	0.0000	0.0000	0.0000	0.0000	0.0000
Maximum	**0.0000**	**0.0000**	**0.0000**	**0.0000**	**0.0000**	**0.0000**	**0.0000**	**0.0000**	**0.0000**	**0.0000**	**0.0000**	**0.0000**	**0.0000**	**0.0000**	**0.0000**	**0.0000**

	ROG	**NOx**	**CO**	**SO2**	**Fugitive PM10**	**Exhaust PM10**	**PM10 Total**	**Fugitive PM2.5**	**Exhaust PM2.5**	**PM2.5 Total**	**Bio- CO2**	**NBio-CO2**	**Total CO2**	**CH4**	**N20**	**CO2e**
Percent Reduction	**0.00**	**0.00**	**0.00**	**0.00**	**0.00**	**0.00**	**0.00**	**0.00**	**0.00**	**0.00**	**0.00**	**0.00**	**0.00**	**0.00**	**0.00**	**0.00**

Quarter	Start Date	End Date	Maximum Unmitigated ROG + NOX (tons/quarter)	Maximum Mitigated ROG + NOX (tons/quarter)
		Highest		

2.2 Overall Operational

Unmitigated Operational

	ROG	NOx	CO	SO2	Fugitive PM10	Exhaust PM10	PM10 Total	Fugitive PM2.5	Exhaust PM2.5	PM2.5 Total	Bio- CO2	NBio- CO2	Total CO2	CH4	N2O	CO2e
Category	tons/yr										MT/yr					
Area	4.9376	1.4000e-004	0.0156	0.0000		6.0000e-005	6.0000e-005		6.0000e-005	6.0000e-005	0.0000	0.0301	0.0301	8.0000e-005	0.0000	0.0321
Energy	6.5172	59.2475	49.7679	0.3555		4.5028	4.5028		4.5028	4.5028	0.0000	68,861.1098	68,861.1098	1.4163	1.2197	69,259.9987
Mobile	0.1958	6.4534	1.3068	0.0180	0.4996	0.0777	0.5772	0.1370	0.0743	0.2113	0.0000	1,831.9722	1,831.9722	0.1653	0.0000	1,836.1044
Waste						0.0000	0.0000		0.0000	0.0000	231.0200	0.0000	231.0200	13.6529	0.0000	572.3422
Water						0.0000	0.0000		0.0000	0.0000	123.1711	1,610.7239	1,733.8950	12.7174	0.3125	2,144.9454
Total	**11.6506**	**65.7011**	**51.0902**	**0.3735**	**0.4996**	**4.5805**	**5.0801**	**0.1370**	**4.5772**	**4.7142**	**354.1910**	**72,303.8360**	**72,658.0270**	**27.9520**	**1.5322**	**73,813.4227**

2.2 Overall Operational

Mitigated Operational

	ROG	NOx	CO	SO2	Fugitive PM10	Exhaust PM10	PM10 Total	Fugitive PM2.5	Exhaust PM2.5	PM2.5 Total	Bio- CO2	NBio- CO2	Total CO2	CH4	N2O	CO2e
Category	tons/yr										MT/yr					
Area	4.9376	1.4000e-004	0.0156	0.0000		6.0000e-005	6.0000e-005		6.0000e-005	6.0000e-005	0.0000	0.0301	0.0301	8.0000e-005	0.0000	0.0321
Energy	6.5172	59.2475	49.7679	0.3555		4.5028	4.5028		4.5028	4.5028	0.0000	68,861.1098	68,861.1098	1.4163	1.2197	69,259.9987
Mobile	0.1958	6.4534	1.3068	0.0180	0.4996	0.0777	0.5772	0.1370	0.0743	0.2113	0.0000	1,831.9722	1,831.9722	0.1653	0.0000	1,836.1044
Waste						0.0000	0.0000		0.0000	0.0000	231.0200	0.0000	231.0200	13.6529	0.0000	572.3422
Water						0.0000	0.0000		0.0000	0.0000	123.1711	1,610.7239	1,733.8950	12.7174	0.3125	2,144.9454
Total	**11.6506**	**65.7011**	**51.0902**	**0.3735**	**0.4996**	**4.5805**	**5.0801**	**0.1370**	**4.5772**	**4.7142**	**354.1910**	**72,303.8360**	**72,658.0270**	**27.9520**	**1.5322**	**73,813.4227**

	ROG	NOx	CO	SO2	Fugitive PM10	Exhaust PM10	PM10 Total	Fugitive PM2.5	Exhaust PM2.5	PM2.5 Total	Bio- CO2	NBio-CO2	Total CO2	CH4	N20	CO2e
Percent Reduction	**0.00**	**0.00**	**0.00**	**0.00**	**0.00**	**0.00**	**0.00**	**0.00**	**0.00**	**0.00**	**0.00**	**0.00**	**0.00**	**0.00**	**0.00**	**0.00**

3.0 Construction Detail

Construction Phase

Phase Number	Phase Name	Phase Type	Start Date	End Date	Num Days Week	Num Days	Phase Description
1	Demolition	Demolition	6/1/2020	5/31/2020	5	0	

Acres of Grading (Site Preparation Phase): 0

Acres of Grading (Grading Phase): 0

Acres of Paving: 0

Residential Indoor: 0; Residential Outdoor: 0; Non-Residential Indoor: 0; Non-Residential Outdoor: 0; Striped Parking Area: 0 (Architectural Coating – sqft)

OffRoad Equipment

Phase Name	Offroad Equipment Type	Amount	Usage Hours	Horse Power	Load Factor
Demolition	Concrete/Industrial Saws	0	8.00	81	0.73
Demolition	Excavators	0	8.00	158	0.38
Demolition	Rubber Tired Dozers	0	8.00	247	0.40

Trips and VMT

Phase Name	Offroad Equipment Count	Worker Trip Number	Vendor Trip Number	Hauling Trip Number	Worker Trip Length	Vendor Trip Length	Hauling Trip Length	Worker Vehicle Class	Vendor Vehicle Class	Hauling Vehicle Class
Demolition	0	0.00	0.00	0.00	14.70	6.90	20.00	LD_Mix	HDT_Mix	HHDT

3.1 Mitigation Measures Construction

3.2 Demolition - 2020

Unmitigated Construction On-Site

	ROG	NOx	CO	SO2	Fugitive PM10	Exhaust PM10	PM10 Total	Fugitive PM2.5	Exhaust PM2.5	PM2.5 Total	Bio- CO2	NBio- CO2	Total CO2	CH4	N2O	CO2e
Category	tons/yr										MT/yr					
Off-Road	0.0000	0.0000	0.0000	0.0000	0.0000	0.0000	0.0000	0.0000	0.0000	0.0000	0.0000	0.0000	0.0000	0.0000	0.0000	0.0000
Total	**0.0000**	**0.0000**	**0.0000**	**0.0000**	**0.0000**	**0.0000**	**0.0000**	**0.0000**	**0.0000**	**0.0000**	**0.0000**	**0.0000**	**0.0000**	**0.0000**	**0.0000**	**0.0000**

Unmitigated Construction Off-Site

	ROG	NOx	CO	SO2	Fugitive PM10	Exhaust PM10	PM10 Total	Fugitive PM2.5	Exhaust PM2.5	PM2.5 Total	Bio- CO2	NBio- CO2	Total CO2	CH4	N2O	CO2e
Category	tons/yr										MT/yr					
Hauling	0.0000	0.0000	0.0000	0.0000	0.0000	0.0000	0.0000	0.0000	0.0000	0.0000	0.0000	0.0000	0.0000	0.0000	0.0000	0.0000
Vendor	0.0000	0.0000	0.0000	0.0000	0.0000	0.0000	0.0000	0.0000	0.0000	0.0000	0.0000	0.0000	0.0000	0.0000	0.0000	0.0000
Worker	0.0000	0.0000	0.0000	0.0000	0.0000	0.0000	0.0000	0.0000	0.0000	0.0000	0.0000	0.0000	0.0000	0.0000	0.0000	0.0000
Total	**0.0000**	**0.0000**	**0.0000**	**0.0000**	**0.0000**	**0.0000**	**0.0000**	**0.0000**	**0.0000**	**0.0000**	**0.0000**	**0.0000**	**0.0000**	**0.0000**	**0.0000**	**0.0000**

3.2 Demolition - 2020

Mitigated Construction On-Site

	ROG	NOx	CO	SO2	Fugitive PM10	Exhaust PM10	PM10 Total	Fugitive PM2.5	Exhaust PM2.5	PM2.5 Total	Bio- CO2	NBio- CO2	Total CO2	CH4	N2O	CO2e
Category	tons/yr										MT/yr					
Off-Road	0.0000	0.0000	0.0000	0.0000	0.0000	0.0000	0.0000	0.0000	0.0000	0.0000	0.0000	0.0000	0.0000	0.0000	0.0000	0.0000
Total	**0.0000**	**0.0000**	**0.0000**	**0.0000**	**0.0000**	**0.0000**	**0.0000**	**0.0000**	**0.0000**	**0.0000**	**0.0000**	**0.0000**	**0.0000**	**0.0000**	**0.0000**	**0.0000**

Mitigated Construction Off-Site

	ROG	NOx	CO	SO2	Fugitive PM10	Exhaust PM10	PM10 Total	Fugitive PM2.5	Exhaust PM2.5	PM2.5 Total	Bio- CO2	NBio- CO2	Total CO2	CH4	N2O	CO2e
Category	tons/yr										MT/yr					
Hauling	0.0000	0.0000	0.0000	0.0000	0.0000	0.0000	0.0000	0.0000	0.0000	0.0000	0.0000	0.0000	0.0000	0.0000	0.0000	0.0000
Vendor	0.0000	0.0000	0.0000	0.0000	0.0000	0.0000	0.0000	0.0000	0.0000	0.0000	0.0000	0.0000	0.0000	0.0000	0.0000	0.0000
Worker	0.0000	0.0000	0.0000	0.0000	0.0000	0.0000	0.0000	0.0000	0.0000	0.0000	0.0000	0.0000	0.0000	0.0000	0.0000	0.0000
Total	**0.0000**	**0.0000**	**0.0000**	**0.0000**	**0.0000**	**0.0000**	**0.0000**	**0.0000**	**0.0000**	**0.0000**	**0.0000**	**0.0000**	**0.0000**	**0.0000**	**0.0000**	**0.0000**

4.0 Operational Detail - Mobile

4.1 Mitigation Measures Mobile

	ROG	NOx	CO	SO2	Fugitive PM10	Exhaust PM10	PM10 Total	Fugitive PM2.5	Exhaust PM2.5	PM2.5 Total	Bio- CO2	NBio- CO2	Total CO2	CH4	N2O	CO2e
Category	tons/yr										MT/yr					
Mitigated	0.1958	6.4534	1.3068	0.0180	0.4996	0.0777	0.5772	0.1370	0.0743	0.2113	0.0000	1,831.9722	1,831.9722	0.1653	0.0000	1,836.1044
Unmitigated	0.1958	6.4534	1.3068	0.0180	0.4996	0.0777	0.5772	0.1370	0.0743	0.2113	0.0000	1,831.9722	1,831.9722	0.1653	0.0000	1,836.1044

4.2 Trip Summary Information

	Average Daily Trip Rate			Unmitigated	Mitigated
Land Use	Weekday	Saturday	Sunday	Annual VMT	Annual VMT
Unrefrigerated Warehouse-No Rail	80.03	80.03	80.03	1,165,216	1,165,216
Total	80.03	80.03	80.03	1,165,216	1,165,216

4.3 Trip Type Information

	Miles			Trip %			Trip Purpose %		
Land Use	H-W or C-W	H-S or C-C	H-O or C-NW	H-W or C-W	H-S or C-C	H-O or C-NW	Primary	Diverted	Pass-by
Unrefrigerated Warehouse-No Rail	40.00	8.40	6.90	100.00	0.00	0.00	100	0	0

4.4 Fleet Mix

Land Use	LDA	LDT1	LDT2	MDV	LHD1	LHD2	MHD	HHD	OBUS	UBUS	MCY	SBUS	MH
Unrefrigerated Warehouse-No Rail	0.000000	0.000000	0.000000	0.000000	0.000000	0.000000	0.000000	1.000000	0.000000	0.000000	0.000000	0.000000	0.000000

5.0 Energy Detail

Historical Energy Use: N

5.1 Mitigation Measures Energy

	ROG	NOx	CO	SO2	Fugitive PM10	Exhaust PM10	PM10 Total	Fugitive PM2.5	Exhaust PM2.5	PM2.5 Total	Bio- CO2	NBio- CO2	Total CO2	CH4	N2O	CO2e
Category	tons/yr										MT/yr					
Electricity Mitigated						0.0000	0.0000		0.0000	0.0000	0.0000	4,362.9607	4,362.9607	0.1801	0.0373	4,378.5693
Electricity Unmitigated						0.0000	0.0000		0.0000	0.0000	0.0000	4,362.9607	4,362.9607	0.1801	0.0373	4,378.5693
NaturalGas Mitigated	6.5172	59.2475	49.7679	0.3555		4.5028	4.5028		4.5028	4.5028	0.0000	64,498.1492	64,498.1492	1.2362	1.1825	64,881.4294
NaturalGas Unmitigated	6.5172	59.2475	49.7679	0.3555		4.5028	4.5028		4.5028	4.5028	0.0000	64,498.1492	64,498.1492	1.2362	1.1825	64,881.4294

5.2 Energy by Land Use - NaturalGas

Unmitigated

	NaturalGas Use	ROG	NOx	CO	SO2	Fugitive PM10	Exhaust PM10	PM10 Total	Fugitive PM2.5	Exhaust PM2.5	PM2.5 Total	Bio- CO2	NBio- CO2	Total CO2	CH4	N2O	CO2e
Land Use	kBTU/yr	tons/yr										MT/yr					
Unrefrigerated Warehouse-No Rail	1.20865e+009	6.5172	59.2475	49.7679	0.3555		4.5028	4.5028		4.5028	4.5028	0.0000	64,498.1492	64,498.1492	1.2362	1.1825	64,881.4294
Total		**6.5172**	**59.2475**	**49.7679**	**0.3555**		**4.5028**	**4.5028**		**4.5028**	**4.5028**	**0.0000**	**64,498.1492**	**64,498.1492**	**1.2362**	**1.1825**	**64,881.4294**

Mitigated

	NaturalGas Use	ROG	NOx	CO	SO2	Fugitive PM10	Exhaust PM10	PM10 Total	Fugitive PM2.5	Exhaust PM2.5	PM2.5 Total	Bio- CO2	NBio- CO2	Total CO2	CH4	N2O	CO2e
Land Use	kBTU/yr	tons/yr										MT/yr					
Unrefrigerated Warehouse-No Rail	1.20865e+009	6.5172	59.2475	49.7679	0.3555		4.5028	4.5028		4.5028	4.5028	0.0000	64,498.1492	64,498.1492	1.2362	1.1825	64,881.4294
Total		**6.5172**	**59.2475**	**49.7679**	**0.3555**		**4.5028**	**4.5028**		**4.5028**	**4.5028**	**0.0000**	**64,498.1492**	**64,498.1492**	**1.2362**	**1.1825**	**64,881.4294**

5.3 Energy by Land Use - Electricity

Unmitigated

	Electricity Use	Total CO2	CH4	N2O	CO2e
Land Use	kWh/yr	MT/yr			
Unrefrigerated Warehouse-No Rail	1.36932e+007	4,362.9607	0.1801	0.0373	4,378.5693
Total		**4,362.9607**	**0.1801**	**0.0373**	**4,378.5693**

Mitigated

	Electricity Use	Total CO2	CH4	N2O	CO2e
Land Use	kWh/yr	MT/yr			
Unrefrigerated Warehouse-No Rail	1.36932e+007	4,362.9607	0.1801	0.0373	4,378.5693
Total		**4,362.9607**	**0.1801**	**0.0373**	**4,378.5693**

6.0 Area Detail

6.1 Mitigation Measures Area

	ROG	NOx	CO	SO2	Fugitive PM10	Exhaust PM10	PM10 Total	Fugitive PM2.5	Exhaust PM2.5	PM2.5 Total	Bio- CO2	NBio- CO2	Total CO2	CH4	N2O	CO2e
Category	tons/yr										MT/yr					
Mitigated	4.9376	1.4000e-004	0.0156	0.0000		6.0000e-005	6.0000e-005		6.0000e-005	6.0000e-005	0.0000	0.0301	0.0301	8.0000e-005	0.0000	0.0321
Unmitigated	4.9376	1.4000e-004	0.0156	0.0000		6.0000e-005	6.0000e-005		6.0000e-005	6.0000e-005	0.0000	0.0301	0.0301	8.0000e-005	0.0000	0.0321

6.2 Area by SubCategory

Unmitigated

	ROG	NOx	CO	SO2	Fugitive PM10	Exhaust PM10	PM10 Total	Fugitive PM2.5	Exhaust PM2.5	PM2.5 Total	Bio- CO2	NBio- CO2	Total CO2	CH4	N2O	CO2e
SubCategory	tons/yr										MT/yr					
Architectural Coating	0.5612					0.0000	0.0000		0.0000	0.0000	0.0000	0.0000	0.0000	0.0000	0.0000	0.0000
Consumer Products	4.3749					0.0000	0.0000		0.0000	0.0000	0.0000	0.0000	0.0000	0.0000	0.0000	0.0000
Landscaping	1.4600e-003	1.4000e-004	0.0156	0.0000		6.0000e-005	6.0000e-005		6.0000e-005	6.0000e-005	0.0000	0.0301	0.0301	8.0000e-005	0.0000	0.0321
Total	**4.9376**	**1.4000e-004**	**0.0156**	**0.0000**		**6.0000e-005**	**6.0000e-005**		**6.0000e-005**	**6.0000e-005**	**0.0000**	**0.0301**	**0.0301**	**8.0000e-005**	**0.0000**	**0.0321**

6.2 Area by SubCategory

Mitigated

	ROG	NOx	CO	SO2	Fugitive PM10	Exhaust PM10	PM10 Total	Fugitive PM2.5	Exhaust PM2.5	PM2.5 Total	Bio- CO2	NBio- CO2	Total CO2	CH4	N2O	CO2e
SubCategory	tons/yr										MT/yr					
Architectural Coating	0.5612					0.0000	0.0000		0.0000	0.0000	0.0000	0.0000	0.0000	0.0000	0.0000	0.0000
Consumer Products	4.3749					0.0000	0.0000		0.0000	0.0000	0.0000	0.0000	0.0000	0.0000	0.0000	0.0000
Landscaping	1.4600e-003	1.4000e-004	0.0156	0.0000		6.0000e-005	6.0000e-005		6.0000e-005	6.0000e-005	0.0000	0.0301	0.0301	8.0000e-005	0.0000	0.0321
Total	**4.9376**	**1.4000e-004**	**0.0156**	**0.0000**		**6.0000e-005**	**6.0000e-005**		**6.0000e-005**	**6.0000e-005**	**0.0000**	**0.0301**	**0.0301**	**8.0000e-005**	**0.0000**	**0.0321**

7.0 Water Detail

7.1 Mitigation Measures Water

	Total CO2	CH4	N2O	CO2e
Category	MT/yr			
Mitigated	1,733.8950	12.7174	0.3125	2,144.9454
Unmitigated	1,733.8950	12.7174	0.3125	2,144.9454

7.2 Water by Land Use

Unmitigated

	Indoor/Outdoor Use	Total CO2	CH4	N2O	CO2e
Land Use	Mgal	MT/yr			
Unrefrigerated Warehouse-No Rail	388.241 / 0	1,733.8950	12.7174	0.3125	2,144.9454
Total		**1,733.8950**	**12.7174**	**0.3125**	**2,144.9454**

7.2 Water by Land Use

Mitigated

	Indoor/Outdoor Use	Total CO2	CH4	N2O	CO2e
Land Use	Mgal	MT/yr			
Unrefrigerated Warehouse-No Rail	388.241 / 0	1,733.8950	12.7174	0.3125	2,144.9454
Total		**1,733.8950**	**12.7174**	**0.3125**	**2,144.9454**

8.0 Waste Detail

8.1 Mitigation Measures Waste

Category/Year

	Total CO2	CH4	N2O	CO2e
	MT/yr			
Mitigated	231.0200	13.6529	0.0000	572.3422
Unmitigated	231.0200	13.6529	0.0000	572.3422

8.2 Waste by Land Use

Unmitigated

	Waste Disposed	Total CO2	CH4	N2O	CO2e
Land Use	tons	MT/yr			
Unrefrigerated Warehouse-No Rail	1138.08	231.0200	13.6529	0.0000	572.3422
Total		**231.0200**	**13.6529**	**0.0000**	**572.3422**

Mitigated

	Waste Disposed	Total CO2	CH4	N2O	CO2e
Land Use	tons	MT/yr			
Unrefrigerated Warehouse-No Rail	1138.08	231.0200	13.6529	0.0000	572.3422
Total		**231.0200**	**13.6529**	**0.0000**	**572.3422**

9.0 Operational Offroad

Equipment Type	Number	Hours/Day	Days/Year	Horse Power	Load Factor	Fuel Type

10.0 Stationary Equipment

Fire Pumps and Emergency Generators

Equipment Type	Number	Hours/Day	Hours/Year	Horse Power	Load Factor	Fuel Type

Boilers

Equipment Type	Number	Heat Input/Day	Heat Input/Year	Boiler Rating	Fuel Type

User Defined Equipment

Equipment Type	Number

11.0 Vegetation

This page intentionally left blank

APPENDIX 3.6:

EMFAC 2017 OUTPUTS

EMFAC2017 Derived CalEEMod Annual Emission Rates: Year 2022[1,2]

Season	Pollutant	LDA	LDT1	LDT2	MDV	LHDT1	LHDT2	MHDT	HHDT	OBUS	UBUS	MCY	SBUS	MH
Annual	CH4_IDLEX	0	0	0	0	0.0055992	0.004061859	0.004820312	0.029233869	0.0087816	0	0	0.0761791	0
Annual	CH4_RUNEX	0.0023284	0.005422	0.0036521	0.0047752	0.0045125	0.003339292	0.003412134	0.143920868	0.0067554	5.2738108	0.350374	0.0106396	0.003278
Annual	CH4_STREX	0.0473447	0.0667386	0.0643981	0.0773961	0.0150243	0.010669353	0.011741162	8.09651E-07	0.02252	0.0350863	0.2362596	0.007532	0
Annual	CO_IDLEX	0	0	0	0	0.1875602	0.153113078	0.382674612	5.674348882	0.5413462	0	0	2.9732461	0
Annual	CO_RUNEX	0.6273586	1.1341865	0.8461181	0.9858177	0.5145511	0.370614987	0.342901885	0.709940995	0.7779746	41.162302	18.595722	0.9673717	0.300645
Annual	CO_STREX	2.0538919	2.2450678	2.6051534	2.969658	1.0390159	0.718408213	1.250282447	0.010573065	2.37651	1.8117994	8.4532634	1.0544468	0
Annual	CO2_NBIO_IDLEX	0	0	0	0	9.0033135	13.57691623	55.50195036	1071.371452	81.352746	0	0	357.71756	0
Annual	CO2_NBIO_RUNEX	257.51794	304.64227	329.19875	407.06458	655.78454	666.1984874	1052.295953	1472.578019	1388.315	2086.9161	214.45662	1111.7823	971.71564
Annual	CO2_NBIO_STREX	52.624631	63.350304	68.883944	83.792716	12.063858	9.639196059	12.6021219	0.081101918	20.036609	22.693479	59.778659	6.0892953	0
Annual	NOX_IDLEX	0	0	0	0	0.0595317	0.08996922	0.354821886	5.835178029	0.3800393	0	0	3.7112571	0
Annual	NOX_RUNEX	0.0336602	0.0879236	0.0646176	0.0874242	0.7284394	0.83189101	1.417419855	3.295656349	1.3639526	0.484438	1.1186391	5.9195264	3.7678361
Annual	NOX_STREX[3]	0.174499	0.2440203	0.2651539	0.3275656	0.3275406	0.235423042	1.26069943	2.20019008	0.6756196	0.2515793	0.262954	0.6144443	0
Annual	PM10_IDLEX	0	0	0	0	0.0007844	0.001226401	0.000863863	0.00379392	0.0006672	0	0	0.0056825	0
Annual	PM10_PMBW	0.03675	0.03675	0.03675	0.03675	0.07644	0.089180026	0.130340037	0.060157032	0.13034	0.0779153	0.01176	0.7448002	0.13034
Annual	PM10_PMTW	0.008	0.008	0.008	0.008	0.0097028	0.010498622	0.012000003	0.035063626	0.012	0.030341	0.004	0.01058	0.016
Annual	PM10_RUNEX	0.0015809	0.0021317	0.0015686	0.0016941	0.006926	0.009898227	0.029554412	0.026418386	0.0151109	0.0028079	0.0021652	0.039105	0.0923632
Annual	PM10_STREX	0.0018333	0.0024675	0.0017539	0.0018836	0.0002432	0.000140909	0.000116139	1.26448E-06	0.0001988	4.41E-05	0.0032008	6.777E-05	0
Annual	PM25_IDLEX	0	0	0	0	0.0007505	0.001173348	0.000826493	0.003629796	0.0006384	0	0	0.0054366	0
Annual	PM25_PMBW	0.01575	0.01575	0.01575	0.01575	0.03276	0.038220011	0.055860016	0.025781585	0.05586	0.0333923	0.00504	0.3192001	0.05586
Annual	PM25_PMTW	0.002	0.002	0.002	0.002	0.0024257	0.002624656	0.003000001	0.008765907	0.003	0.0075853	0.001	0.002645	0.004
Annual	PM25_RUNEX	0.001456	0.0019612	0.0014437	0.0015622	0.0066013	0.009455596	0.028270209	0.025275499	0.0144414	0.0026828	0.0020241	0.037396	0.0883676
Annual	PM25_STREX	0.0016857	0.0022689	0.0016127	0.0017321	0.0002236	0.000129561	0.000106786	1.16264E-06	0.0001828	4.054E-05	0.0030136	6.231E-05	0
Annual	ROG_DIURN	0.0464177	0.1136392	0.069679	0.080161	0.0021288	0.001368068	0.000479263	4.76063E-06	0.0018314	0.002931	1.1529758	0.0011161	0
Annual	ROG_HTSK	0.0898154	0.1801993	0.1174925	0.1354515	0.0683727	0.046871731	0.019745031	0.000201436	0.0212412	0.0359839	0.7026508	0.0103402	0
Annual	ROG_IDLEX	0	0	0	0	0.0221924	0.018268532	0.02222999	0.407591268	0.0525336	0	0	0.3556717	0
Annual	ROG_RESTL	0.0451689	0.0991063	0.0742032	0.0887879	0.0013618	0.00089567	0.000332781	3.38528E-06	0.0009773	0.0020494	0.7177816	0.0005928	0
Annual	ROG_RUNEX	0.0088062	0.0234411	0.0144823	0.0197357	0.0436506	0.04537655	0.051231645	0.070100977	0.0563525	0.0796034	2.3826395	0.1266114	0.0705738
Annual	ROG_RUNLS	0.1975658	0.6156653	0.3847992	0.4103794	0.4402499	0.281412329	0.097884939	0.00093045	0.2279593	0.2382445	1.997783	0.0632299	0
Annual	ROG_STREX	0.2086442	0.3276271	0.2936368	0.3745214	0.0728203	0.051639496	0.059317999	4.23586E-06	0.1158773	0.1528028	1.8079412	0.0441804	0
Annual	SO2_IDLEX	0	0	0	0	8.742E-05	0.000130215	0.000528461	0.009813414	0.0007751	0	0	0.003416	0
Annual	SO2_RUNEX	0.0025475	0.0030146	0.0032568	0.0040242	0.0064015	0.00644983	0.010070763	0.012979818	0.0134716	0.0043237	0.0021222	0.0106421	0.0091862
Annual	SO2_STREX	0.0005208	0.0006269	0.0006817	0.0008292	0.0001194	9.53877E-05	0.000124708	8.02569E-07	0.0001983	0.0002246	0.0005916	6.026E-05	0
Annual	TOG_DIURN	0.0464316	0.1136733	0.0696999	0.080185	0.0021288	0.001368068	0.000479263	4.76063E-06	0.0018314	0.002931	1.1529758	0.0011161	0
Annual	TOG_HTSK	0.0898423	0.1802533	0.1175278	0.1354921	0.0683727	0.046871731	0.019745031	0.000201436	0.0212412	0.0359839	0.7026508	0.0103402	0
Annual	TOG_IDLEX	0	0	0	0	0.0313766	0.025112339	0.030736416	0.474381905	0.0689882	0	0	0.5116321	0
Annual	TOG_RESTL	0.0451825	0.0991361	0.0742255	0.0888146	0.0013618	0.00089567	0.000332781	3.38528E-06	0.0009773	0.0020494	0.7177816	0.0005928	0
Annual	TOG_RUNEX	0.0128044	0.0341872	0.0210936	0.0286559	0.0544102	0.05373247	0.060282467	0.221550521	0.072314	5.3872535	2.9529798	0.1541071	0.0803435
Annual	TOG_RUNLS	0.1976251	0.61585	0.3849146	0.4105025	0.4402499	0.281412329	0.097884939	0.00093045	0.2279593	0.2382445	1.997783	0.0632299	0
Annual	TOG_STREX	0.2285296	0.3588523	0.3216235	0.4102143	0.079729	0.056538748	0.064945742	4.63773E-06	0.1268711	0.1672999	1.967692	0.0483719	0
Summer	CH4_IDLEX	0	0	0	0	0.0056107	0.004070213	0.004566416	0.030420903	0.008834	0	0	0.0762009	0
Summer	CH4_RUNEX	0.0024786	0.0057304	0.0038775	0.0050627	0.004589	0.003371238	0.003442375	0.143922421	0.0068753	5.2738394	0.3439699	0.0107643	0.003278
Summer	CH4_STREX	0.0429796	0.0602992	0.0584202	0.0701607	0.0145497	0.010333071	0.011352053	7.77664E-07	0.0217127	0.0327538	0.2124961	0.0067681	0
Summer	CO_IDLEX	0	0	0	0	0.1875602	0.153113078	0.308186207	5.547607433	0.5297485	0	0	2.9291987	0
Summer	CO_RUNEX	0.6839762	1.2257378	0.919136	1.0683956	0.5223328	0.373782591	0.34612202	0.710413714	0.7915608	41.164067	17.898489	0.9816848	0.300645
Summer	CO_STREX	1.7713705	1.9321306	2.2449079	2.5541315	0.9968866	0.689365308	1.191598798	0.010076816	2.2552274	1.6059776	7.7498211	0.8710026	0
Summer	CO2_NBIO_IDLEX	0	0	0	0	9.0033135	13.57691623	56.11501674	1068.302825	81.24854	0	0	368.33715	0
Summer	CO2_NBIO_RUNEX	268.05744	315.42705	339.75093	418.11478	655.79855	666.20408	1052.301621	1472.578808	1388.3391	2086.9192	213.14751	1111.8077	971.71564
Summer	CO2_NBIO_STREX	52.107451	62.741268	68.214956	83.008433	11.988765	9.587268455	12.50174651	0.080314799	19.829711	22.331462	58.02241	5.783428	0
Summer	NOX_IDLEX	0	0	0	0	0.0595317	0.08996922	0.353712291	5.669432637	0.3718993	0	0	3.812417	0
Summer	NOX_RUNEX	0.0297811	0.0773392	0.0570094	0.0771542	0.6857849	0.785801372	1.338952639	3.121926613	1.2787864	0.4748521	0.983259	5.5890622	3.5674328
Summer	NOX_STREX[3]	0.1622758	0.2269779	0.246593	0.3046296	0.3145437	0.226081526	1.256162877	2.20015076	0.6656957	0.2412093	0.2499735	0.6111469	0
Summer	PM10_IDLEX	0	0	0	0	0.0007844	0.001226401	0.000730328	0.003307484	0.0005669	0	0	0.0047957	0
Summer	PM10_PMBW	0.03675	0.03675	0.03675	0.03675	0.07644	0.089180026	0.130340037	0.060157032	0.13034	0.0779153	0.01176	0.7448002	0.13034
Summer	PM10_PMTW	0.008	0.008	0.008	0.008	0.0097028	0.010498622	0.012000003	0.035063626	0.012	0.030341	0.004	0.01058	0.016
Summer	PM10_RUNEX	0.0015809	0.0021317	0.0015686	0.0016941	0.006926	0.009898227	0.029554412	0.026418386	0.0151109	0.0028079	0.0021652	0.039105	0.0923632
Summer	PM10_STREX	0.0018333	0.0024675	0.0017539	0.0018836	0.0002432	0.000140909	0.000116139	1.26448E-06	0.0001988	4.41E-05	0.0032008	6.777E-05	0
Summer	PM25_IDLEX	0	0	0	0	0.0007505	0.001173348	0.000698734	0.003164403	0.0005424	0	0	0.0045882	0
Summer	PM25_PMBW	0.01575	0.01575	0.01575	0.01575	0.03276	0.038220011	0.055860016	0.025781585	0.05586	0.0333923	0.00504	0.3192001	0.05586
Summer	PM25_PMTW	0.002	0.002	0.002	0.002	0.0024257	0.002624656	0.003000001	0.008765907	0.003	0.0075853	0.001	0.002645	0.004
Summer	PM25_RUNEX	0.001456	0.0019612	0.0014437	0.0015622	0.0066013	0.009455596	0.028270209	0.025275499	0.0144414	0.0026828	0.0020241	0.037396	0.0883676
Summer	PM25_STREX	0.0016857	0.0022689	0.0016127	0.0017321	0.0002236	0.000129561	0.000106786	1.16264E-06	0.0001828	4.054E-05	0.0030136	6.231E-05	0
Summer	ROG_DIURN	0.0681852	0.1666109	0.1023144	0.1176788	0.0029795	0.001915868	0.000677284	6.97737E-06	0.002506	0.0040008	1.7338428	0.0015263	0
Summer	ROG_HTSK	0.0918729	0.1853452	0.1201743	0.1382711	0.0693422	0.047842518	0.020225543	0.000204377	0.0215281	0.0366785	0.7460841	0.0104592	0
Summer	ROG_IDLEX	0	0	0	0	0.0221924	0.018268532	0.021234049	0.426298315	0.0532857	0	0	0.355026	0
Summer	ROG_RESTL	0.0619771	0.1364296	0.1008862	0.1206561	0.0018557	0.001220037	0.00045792	4.99579E-06	0.0013297	0.0027275	1.1281179	0.0008091	0
Summer	ROG_RUNEX	0.0092947	0.0246268	0.015262	0.0207478	0.0440381	0.045509121	0.051362458	0.070110181	0.0569401	0.0796851	2.325723	0.1272572	0.0705738
Summer	ROG_RUNLS	0.1854543	0.567912	0.3568193	0.3820348	0.4250851	0.27102792	0.093918874	0.000912951	0.2218386	0.2148259	1.8688176	0.0567382	0
Summer	ROG_STREX	0.1877926	0.2937526	0.2642109	0.3368141	0.0703431	0.04988401	0.057126077	4.07933E-06	0.111511	0.1421452	1.6150095	0.0396834	0
Summer	SO2_IDLEX	0	0	0	0	8.742E-05	0.000130215	0.000534426	0.009783955	0.0007741	0	0	0.0035163	0
Summer	SO2_RUNEX	0.0026518	0.0031214	0.0033612	0.0041336	0.0064016	0.006449886	0.010070819	0.012979826	0.0134719	0.0043237	0.0021093	0.0106423	0.0091862
Summer	SO2_STREX	0.0005156	0.0006209	0.000675	0.0008214	0.0001186	9.48738E-05	0.000123715	7.9478E-07	0.0001962	0.000221	0.0005742	5.723E-05	0
Summer	TOG_DIURN	0.0682056	0.1666609	0.1023451	0.1177141	0.0029795	0.001915868	0.000677284	6.97737E-06	0.002506	0.0040008	1.7338428	0.0015263	0
Summer	TOG_HTSK	0.0919004	0.1854008	0.1202104	0.1383125	0.0693422	0.047842518	0.020225543	0.000204377	0.0215281	0.0366785	0.7460841	0.0104592	0
Summer	TOG_IDLEX	0	0	0	0	0.0313766	0.025112339	0.029276877	0.495997165	0.0698444	0	0	0.510897	0
Summer	TOG_RESTL	0.0619956	0.1364705	0.1009164	0.1206923	0.0018557	0.001220037	0.00045792	4.99579E-06	0.0013297	0.0027275	1.1281179	0.0008091	0
Summer	TOG_RUNEX	0.0135175	0.0359181	0.0222317	0.0301336	0.0549755	0.053925917	0.060473348	0.221563951	0.0731714	5.3873728	2.8843947	0.1550494	0.0803435
Summer	TOG_RUNLS	0.1855099	0.5680824	0.3569264	0.3821494	0.4250851	0.27102792	0.093918874	0.000912951	0.2218386	0.2148259	1.8688176	0.0567382	0
Summer	TOG_STREX	0.2056907	0.3217495	0.289393	0.3689137	0.0770168	0.054616712	0.062545863	4.46635E-06	0.1220905	0.1556311	1.7577787	0.0434484	0
Winter	CH4_IDLEX	0	0	0	0	0.0055971	0.004060275	0.005186438	0.017707439	0.00873	0	0	0.0762165	0
Winter	CH4_RUNEX	0.002281	0.0053227	0.0035807	0.0046827	0.0044919	0.003330795	0.003401915	0.002923879	0.0067202	5.2738042	0.3516223	0.0106044	0.003278
Winter	CH4_STREX	0.0482893	0.068133	0.0656913	0.07896	0.0151219	0.010738475	0.011807059	8.17249E-07	0.022698	0.0355761	0.2409202	0.0076417	0
Winter	CO_IDLEX	0	0	0	0	0.1875602	0.153113078	0.486796776	5.67374567	0.5573621	0	0	3.0340735	0
Winter	CO_RUNEX	0.606188	1.0995729	0.8187367	0.9545515	0.5124883	0.369764271	0.341941565	0.312737642	0.773935	41.161879	18.699462	0.9632522	0.300645

Winter	CO_STREX	2.1158017	2.3136409	2.6842231	3.0608517	1.0453811	0.722858974	1.261497025	0.010668057	2.3959512	1.8485389	8.571048	1.0715451	0
Winter	CO2_NBIO_IDLEX	0	0	0	0	9.0033135	13.57691623	54.64796456	1043.036809	81.496651	0	0	343.05241	0
Winter	CO2_NBIO_RUNEX	253.62923	300.66225	325.30515	402.98666	655.78082	666.1969832	1052.294261	1373.811225	1388.3079	2086.9153	214.66097	1111.7749	971.71564
Winter	CO2_NBIO_STREX	52.737658	63.483188	69.030307	83.964184	12.075651	9.647458147	12.62160331	0.081252609	20.070635	22.759231	60.091804	6.1185512	0
Winter	NOX_IDLEX	0	0	0	0	0.0595317	0.08996922	0.356353171	5.868290867	0.3912803	0	0	3.5715601	0
Winter	NOX_RUNEX	0.0326292	0.0853645	0.0626745	0.0848106	0.7154406	0.817213128	1.390797915	3.164699981	1.3384651	0.482282	1.0917262	5.8168882	3.6978061
Winter	NOX_STREX[3]	0.1772989	0.2479398	0.2694078	0.3328272	0.3307943	0.23776259	1.26185216	2.200200072	0.6781838	0.2539168	0.2660337	0.615295	0
Winter	PM10_IDLEX	0	0	0	0	0.0007844	0.001226401	0.00104827	0.00405848	0.0008058	0	0	0.006907	0
Winter	PM10_PMBW	0.03675	0.03675	0.03675	0.03675	0.07644	0.089180026	0.130340037	0.05835253	0.13034	0.0779153	0.01176	0.7448002	0.13034
Winter	PM10_PMTW	0.008	0.008	0.008	0.008	0.0097028	0.010498622	0.012000003	0.034011439	0.012	0.030341	0.004	0.01058	0.016
Winter	PM10_RUNEX	0.0015809	0.0021317	0.0015686	0.0016941	0.006926	0.009898227	0.029554412	0.026271443	0.0151109	0.0028079	0.0021652	0.039105	0.0923632
Winter	PM10_STREX	0.0018333	0.0024675	0.0017539	0.0018836	0.0002432	0.000140909	0.000116139	1.26448E-06	0.0001988	4.41E-05	0.0032008	6.777E-05	0
Winter	PM25_IDLEX	0	0	0	0	0.0007505	0.001173348	0.001002922	0.003882912	0.0007709	0	0	0.0066082	0
Winter	PM25_PMBW	0.01575	0.01575	0.01575	0.01575	0.03276	0.038220011	0.055860016	0.025008227	0.05586	0.0333923	0.00504	0.3192001	0.05586
Winter	PM25_PMTW	0.002	0.002	0.002	0.002	0.0024257	0.002624656	0.003000001	0.00850286	0.003	0.0075853	0.001	0.002645	0.004
Winter	PM25_RUNEX	0.001456	0.0019612	0.0014437	0.0015622	0.0066013	0.009455596	0.028270209	0.025134912	0.0144414	0.0026828	0.0020241	0.037396	0.0883676
Winter	PM25_STREX	0.0016857	0.0022689	0.0016127	0.0017321	0.0002236	0.000129561	0.000106786	1.16264E-06	0.0001828	4.054E-05	0.0030136	6.231E-05	0
Winter	ROG_DIURN	0.0459431	0.1154585	0.0671741	0.0765569	0.0022129	0.001397779	0.000483665	4.95072E-06	0.0018769	0.0027839	1.2796045	0.0011265	0
Winter	ROG_HTSK	0.0966057	0.2008207	0.125879	0.1438874	0.0773972	0.052078366	0.021183502	0.000223247	0.0224712	0.0379991	0.9008896	0.0109367	0
Winter	ROG_IDLEX	0	0	0	0	0.0221924	0.018268532	0.023624679	0.381236305	0.051495	0	0	0.3565634	0
Winter	ROG_RESTL	0.0451546	0.099165	0.0739133	0.0885375	0.0013805	0.000891447	0.000333008	3.53138E-06	0.0009781	0.0019366	0.7571636	0.0005789	0
Winter	ROG_RUNEX	0.008641	0.0230325	0.0142184	0.0193819	0.0435448	0.045340422	0.051192424	0.06157705	0.0561762	0.0795839	2.3938227	0.126425	0.0705738
Winter	ROG_RUNLS	0.2254413	0.7267596	0.449761	0.4763481	0.4773259	0.306935539	0.107702521	0.000992842	0.2437396	0.2912949	2.2954948	0.0774957	0
Winter	ROG_STREX	0.2131228	0.3348796	0.2999549	0.3826018	0.0733278	0.051999179	0.059826094	4.27214E-06	0.1168338	0.1550425	1.8459826	0.044822	0
Winter	SO2_IDLEX	0	0	0	0	8.742E-05	0.000130215	0.00052015	0.009854095	0.0007764	0	0	0.0032774	0
Winter	SO2_RUNEX	0.002509	0.0029753	0.0032183	0.0039839	0.0064014	0.006449815	0.010070747	0.012979816	0.0134716	0.0043237	0.0021242	0.010642	0.0091862
Winter	SO2_STREX	0.0005219	0.0006282	0.0006831	0.0008309	0.0001195	9.54694E-05	0.000124901	8.0406E-07	0.0001986	0.0002252	0.0005947	6.055E-05	0
Winter	TOG_DIURN	0.0459569	0.1154931	0.0671943	0.0765799	0.0022129	0.001397779	0.000483665	4.95072E-06	0.0018769	0.0027839	1.2796045	0.0011265	0
Winter	TOG_HTSK	0.0966346	0.2008809	0.1259168	0.1439306	0.0773972	0.052078366	0.021183502	0.000223247	0.0224712	0.0379991	0.9008896	0.0109367	0
Winter	TOG_IDLEX	0	0	0	0	0.0313766	0.025112339	0.032780194	0.434008513	0.0678058	0	0	0.5126473	0
Winter	TOG_RESTL	0.0451681	0.0991947	0.0739355	0.0885641	0.0013805	0.000891447	0.000333008	3.53138E-06	0.0009781	0.0019366	0.7571636	0.0005789	0
Winter	TOG_RUNEX	0.0125634	0.0335909	0.0207084	0.0281401	0.0542558	0.053679751	0.060225236	0.070235701	0.0720568	5.3872251	2.9664029	0.1538351	0.0803435
Winter	TOG_RUNLS	0.225509	0.7269777	0.4498959	0.476491	0.4773259	0.306935539	0.107702521	0.000992842	0.2437396	0.2912949	2.2954948	0.0774957	0
Winter	TOG_STREX	0.233435	0.3667959	0.3285438	0.4190647	0.0802847	0.056932556	0.065502043	4.67745E-06	0.1279183	0.169752	2.0090841	0.0490745	0

1 Source: California Air Resources Board. EMFAC2017 Web Database. https://www.arb.ca.gov/emfac/2017/; California Air Pollution Control Officers Association (CAPCOA). 2017, November. California Emissions Estimator Model User's Guide, Version 2016.3.2, Appendix A.

2 Unless otherwise noted, per CalEEMod methodology, the calculated CalEEMod emission rates are derived from the emission rates obtained using the EMFAC2017 Web Database for the Orange County region .

3 Because EMFAC2017 provides vehicle trips data for MHDT and HHDT diesel trucks, the formula provided in Appendix A of the CalEEMod User's Guide in calculating the NOX STREX emission rates are utilized.

This page intentionally left blank