Appendix C-1

Air Quality Impact Analysis

Hesperia Commerce Center II

AIR QUALITY IMPACT ANALYSIS

CITY OF HESPERIA

PREPARED BY:

Haseeb Qureshi
hqureshi@urbanxroads.com
(949) 336-5987

Alyssa Tamase
atamase@urbanxroads.com
(949) 336-5988

AUGUST 7, 2020

TABLE OF CONTENTS

TABLE OF CONTENTS I
APPENDICES II
LIST OF EXHIBITS II
LIST OF TABLES II
LIST OF ABBREVIATED TERMS III
EXECUTIVE SUMMARY 1

ES.1 Summary of Findings 1
ES.2 Standard Regulatory Requirements/Best Available Control Measures 1
ES.3 Project Design Features 2
ES.4 Construction-Source MMs 2
ES.5 Operational-Source MMs 2

1 INTRODUCTION 5

1.1 Site Location 5
1.2 Project Description 5

2 AIR QUALITY SETTING 9

2.1 Mojave Desert Air Basin 9
2.2 Regional Climate 9
2.3 Criteria Pollutants 10
2.4 Existing Air Quality 17
2.5 Regional Air Quality 20
2.6 Local Air Quality 20
2.7 Regulatory Background 21

3 PROJECT AIR QUALITY IMPACT 27

3.1 Introduction 27
3.2 Standards of Significance 27
3.3 Models Employed To Analyze Air Quality Emissions 28
3.4 Construction Emissions 29
3.5 Operational Emissions 32
3.6 CO “Hot Spot” Analysis 36
3.7 AQMP 39
3.8 Potential Impacts to Sensitive Receptors 40
3.9 Odors 43
3.10 Cumulative Impacts 43

4 REFERENCES 46
5 CERTIFICATIONS 49

APPENDICES

APPENDIX 2.1: STATE/FEDERAL ATTAINMENT STATUS OF CRITERIA POLLUTANTS
APPENDIX 3.1: CALEEMOD CONSTRUCTION EMISSIONS MODEL OUTPUTS (UNMITIGATED)
APPENDIX 3.2: CALEEMOD CONSTRUCTION EMISSIONS MODEL OUTPUTS (MITIGATED)
APPENDIX 3.3: CALEEMOD OPERATIONAL EMISSIONS MODEL OUTPUTS (PASSENGER CARS)
APPENDIX 3.4: CALEEMOD OPERATIONAL EMISSIONS MODEL OUTPUTS (TRUCKS)
APPENDIX 3.5: EMFAC2017 EMISSIONS

LIST OF EXHIBITS

EXHIBIT 1-A: LOCATION MAP 6
EXHIBIT 1-B: SITE PLAN 7
EXHIBIT 3-A: SENSITIVE RECEPTOR LOCATIONS 42

LIST OF TABLES

TABLE ES-1: SUMMARY OF CEQA SIGNIFICANCE FINDINGS 1
TABLE 2-1: CRITERIA POLLUTANTS 10
TABLE 2-2: AMBIENT AIR QUALITY STANDARDS (1 OF 2) 18
TABLE 2-2: AMBIENT AIR QUALITY STANDARDS (2 OF 2) 19
TABLE 2-3: ATTAINMENT STATUS OF CRITERIA POLLUTANTS IN THE MDAB 20
TABLE 2-4: PROJECT AREA AIR QUALITY MONITORING SUMMARY 2016-2018 21
TABLE 3-1: MAXIMUM REGIONAL DAILY EMISSIONS THRESHOLDS 27
TABLE 3-2: CONSTRUCTION DURATION 30
TABLE 3-3: CONSTRUCTION EQUIPMENT ASSUMPTIONS 30
TABLE 3-4: EMISSIONS SUMMARY OF CONSTRUCTION – WITHOUT MITIGATION 31
TABLE 3-5: EMISSIONS SUMMARY OF CONSTRUCTION – WITH MITIGATION 32
TABLE 3-6: PASSENGER CAR FLEET MIX 34
TABLE 3-7: TRUCK FLEET MIX 34
TABLE 3-8: SUMMARY OF PEAK OPERATIONAL EMISSIONS 36
TABLE 3-9: CO MODEL RESULTS 37
TABLE 3-10: TRAFFIC VOLUMES 38
TABLE 3-11: PROJECT PEAK TRAFFIC VOLUMES 38

LIST OF ABBREVIATED TERMS

(1)	Reference
%	Percent
1992 CO Plan	1992 Federal Attainment Plan for Carbon Monoxide
$\mu g/m^3$	Microgram per Cubic Meter
AB 2595	California Clean Air Act
AQIA	Air Quality Impact Analysis
AQMIS	Air Quality and Meteorological Information System
AQMP	Air Quality Management Plan
BAAQMD	Bay Area Air Quality Management District
BACM	Best Available Control Measures
BMPs	Best Management Practices
BSC	Building Standards Commission
CAA	Federal Clean Air Act
CAAQS	California Ambient Air Quality Standards
CalEEMod	California Emissions Estimator Model™
CALGreen	California Green Building Standards Code
CalEPA	California Environmental Protection Agency
CAPCOA	California Air Pollution Control Officers Association
CARB	California Air Resources Board
CEC	California Energy Commission
CEQA	California Environmental Quality Act
CIBP	Commercial/Industrial Business Park
CO	Carbon Monoxide
COHb	Carboxyhemoglobin
EPA	Environmental Protection Agency
g/L	Grams Per Liter
GHG	Greenhouse Gas
HRA	Health Risk Assessment
lbs/day	Pounds per Day
MDAB	Mojave Desert Air Basin
MDAQMD	Mojave Desert Air Quality Management District
MWELO	Model Water Efficient Landscape Ordinance
NAAQS	National Ambient Air Quality Standards
N_2	Nitrogen
NO	Nitric Oxide
N_2O	Nitrous Oxide

NO_2	Nitrogen Dioxide
NO_X	Nitrogen Oxides
O_2	Oxygen
O_3	Ozone
Pb	Lead
PM_{10}	Particulate Matter 10 microns in diameter or less
$PM_{2.5}$	Particulate Matter 2.5 microns in diameter or less
ppm	Parts Per Million
Project	Hesperia Commerce Center II
ROG	Reactive Organic Gases
RECLAIM	Regional Clean Air Incentives Market
SDAB	Southeast Desert Air Basin
SCAQMD	South Coast Air Quality Management District
sf	Square Feet
SIP	State Implementation Plan
SO_2	Sulfur Dioxide
SO_4	Sulfates
SO_X	Oxides of Sulfur
TAC	Toxic Air Contaminant
TIA	Hesperia Commerce Center II Traffic Impact Analysis
TSF	Thousand Square Feet
VOC	Volatile Organic Compound
VPH	Vehicles Per Hour

This page intentionally left blank

EXECUTIVE SUMMARY

ES.1 SUMMARY OF FINDINGS

The results of this *Hesperia Commerce Center II Air Quality Impact Analysis* (AQIA) are summarized below based on the significance criteria in Section 3 of this report consistent with Appendix G of the *California Environmental Quality Act (CEQA) Guidelines* (1). Table ES-1 shows the findings of less than significant for each potential air quality impact under CEQA. As shown, no mitigation measures (MM) are required.

TABLE ES-1: SUMMARY OF CEQA SIGNIFICANCE FINDINGS

Analysis	Report Section	Significance Findings	
		Unmitigated	Mitigated
Regional Construction Emissions	3.4	*Potentially Significant*	*Less Than Significant*
Regional Operational Emissions	3.5	*Potentially Significant*	*Significant and Unavoidable*
CO "Hot Spot" Analysis	3.6	*Less Than Significant*	*n/a*
Air Quality Management Plan	3.7	*Potentially Significant*	*Significant and Unavoidable*
Sensitive Receptors	3.8	*Less Than Significant*	*n/a*
Odors	3.9	*Less Than Significant*	*n/a*
Cumulative Impacts	3.10	*Potentially Significant*	*Significant and Unavoidable*

ES.2 STANDARD REGULATORY REQUIREMENTS/BEST AVAILABLE CONTROL MEASURES

Measures listed below (or equivalent language) shall appear on all Project grading plans, construction specifications and bid documents, and the Cities' shall ensure such language is incorporated prior to issuance of any development permits. Mojave Desert Air Quality Management District (MDAQMD) Rules that are currently applicable during construction activity for this Project include but are not limited to Rule 1113 (Architectural Coatings) (2). It should be noted that these Best Available Control Measures (BACMs) are not mitigation as they are standard regulatory requirements. As such, credit for Rule 1113 has been taken.

MDAQMD RULE 1113

This rule serves to limit the Volatile Organic Compound (VOC) content of architectural coatings used on projects in the MDAQMD. Any person who supplies, sells, offers for sale, or manufactures

any architectural coating for use on projects in the MDAQMD must comply with the current VOC standards set in this rule (2)[1].

ES.3 PROJECT DESIGN FEATURES

Energy-saving and sustainable design features and operational programs would be incorporated into facilities developed pursuant to the currently proposed Project. The Project also incorporates and expresses the following project design features (PDF) and attributes promoting energy efficiency and sustainability. Because these features/attributes are integral to the Project, and/or are regulatory requirements, they are not considered to be MMs.

- The Project will design building shells and building components, such as windows; roof systems: electrical and lighting systems: and heating, ventilating, and air conditioning systems to meet 2019 Title 24 Standards which expects 30 percent (%) less energy for non-residential buildings.
- To reduce water demands and associated energy use, subsequent development proposals within the Project site would be required to implement a Water Conservation Strategy and demonstrate a minimum 20% reduction in indoor and outdoor water usage when compared to baseline water demand (total expected water demand without implementation of the Water Conservation Strategy)[2].
- In order to reduce the amount of waste disposed at landfills, the Project would implement a 75% waste diversion.

ES.4 CONSTRUCTION-SOURCE MMS

MM AQ-1

The Project shall utilize "Super-Compliant" low VOC paints which have been reformulated to exceed the regulatory VOC limits put forth by MDAQMD's Rule 1113. Super-Compliant low VOC paints shall be no more than 10 grams per liter (g/L) of VOC. Alternatively, the Project Applicant may utilize tilt-up concrete buildings that do not require the use of architectural coatings.

ES.5 OPERATIONAL-SOURCE MMS

The Project operational-source emissions would exceed MDAQMD regional thresholds for VOCs, nitrogen oxides (NO_X), and particulate matter less than 10 microns (PM_{10}) emissions. It is important to note that the majority of VOC emissions are derived from consumer products. For analytical purposes, consumer products include cleaning supplies, aerosols, and other consumer products (3). As such, the Project Applicant cannot meaningfully control the use of consumer products by future building users via mitigation. On this basis, it is concluded that Project operational-source VOC emissions cannot be definitively reduced below applicable SCQMD thresholds.

[1] Only paints no more than 50 g/L of VOC consistent with MDAQMD Rule 1113 for flat coatings shall be used.

[2] Reduction of 20% indoor and outdoor water usage is consistent with the current CALGreen Code performance standards for residential and non-residential land uses. Per CALGreen, the reduction shall be based on the maximum allowable water use per plumbing fixture and fittings as required by the California Building Standards Code.

Additionally, the majority of the Project's NO_X and PM_{10} emissions are derived from vehicle usage. Since neither the Project Applicant nor the City of Hesperia have regulatory authority to control tailpipe emissions, no feasible MMs exist that would reduce these emissions to levels that are less-than-significant.

The following measures (MM AQ-2 through MM AQ-5) are designed to reduce Project operational-source NO_X emissions. However, it should be noted that there is no way to quantify these reductions in the California Emissions Estimator Model (CalEEMod). Additionally, any Transportation Demand Management (TDM) measures implemented as mitigation for transportation VMT impacts would act to generally reduce vehicle-source emissions. The efficacy of TDMs and any resulting emissions reductions would be dependent on as yet-unknown building tenants and final site plan designs. Accordingly, emissions reductions resulting from implementation of TDMs are not quantified within this analysis. Furthermore, even with implementation of MM AQ-2 through MM AQ-5 and TDMs, Project operational-source emissions impacts would be significant and unavoidable.

MM AQ-2

Legible, durable, weather-proof signs shall be placed at truck access gates, loading docks, and truck parking areas that identify applicable California Air Resources Board (CARB) anti-idling regulations. At a minimum, each sign shall include: 1) instructions for truck drivers to shut off engines when not in use; 2) instructions for drivers of diesel trucks to restrict idling to no more than five (5) minutes once the vehicle is stopped, the transmission is set to "neutral" or "park," and the parking brake is engaged; and 3) telephone numbers of the building facilities manager and the CARB to report violations. Prior to the issuance of an occupancy permit, the City of Hesperia shall conduct a site inspection to ensure that the signs are in place.

MM AQ-3

Prior to tenant occupancy, the Project Applicant or successor in interest shall provide documentation to the City of Hesperia demonstrating that occupants/tenants of the Project site have been provided documentation on funding opportunities, such as the Carl Moyer Program, that provide incentives for using cleaner-than-required engines and equipment.

MM AQ-4

The minimum number of automobile electric vehicle (EV) charging stations required by the California Code of Regulations (CCR) Title 24 shall be provided. In addition, the buildings should include an electrical infrastructure sufficiently-sized to accommodate the potential installation of additional auto and truck EV charging stations in the future.

MM AQ-5

Conduit should be installed to tractor trailer parking areas in logical locations determined by the Project Applicant during construction document plan check, for the purpose of accommodating the future installation of EV truck charging stations at such time this technology becomes commercially available.

This page intentionally left blank

1 INTRODUCTION

This report presents the results of the AQIA prepared by Urban Crossroads, Inc., for the proposed Hesperia Commerce Center II (Project).

The purpose of this AQIA is to evaluate the potential impacts to air quality associated with construction and operation of the proposed Project and recommend measures to mitigate impacts considered potentially significant in comparison to thresholds established by the MDAQMD.

1.1 SITE LOCATION

The proposed project is located north of Phelan Road and west of US Highway 395 in the City of Hesperia. The Project location is shown on Exhibit 1-A. The Project Site is generally located in an undeveloped rural area with some residential homes located to the west and south.

1.2 PROJECT DESCRIPTION

The proposed Project consists of the following uses:

- 2,361,648 square feet (sf) of High-Cube Fulfillment Center use (65% of the total square footage of Building 1 and Building 2)
- 1,383,781 sf of General Light Industrial use; 1,271,656 sf within Building 1 and Building 2 (35% of the total square footage of Building 1 and Building 2) and 112,125 sf within Building 3

The Project is anticipated to be developed within a single phase with an anticipated opening year of 2021. Regional access to the Project site is available from the I-15 Freeway at the Main Street interchange. At the time this AQIA was prepared, the future tenants of the proposed Project were unknown.

The on-site Project-related emission sources are expected to include loading dock activity and entry gate & truck movements. This air study is intended to describe air quality impacts associated with the expected typical operational activities at the Project site. To present a conservative approach, this report assumes the Project will operate 24-hours daily for seven days per week.

EXHIBIT 1-A: LOCATION MAP

N

LEGEND:

Site Boundary

EXHIBIT 1-B: SITE PLAN

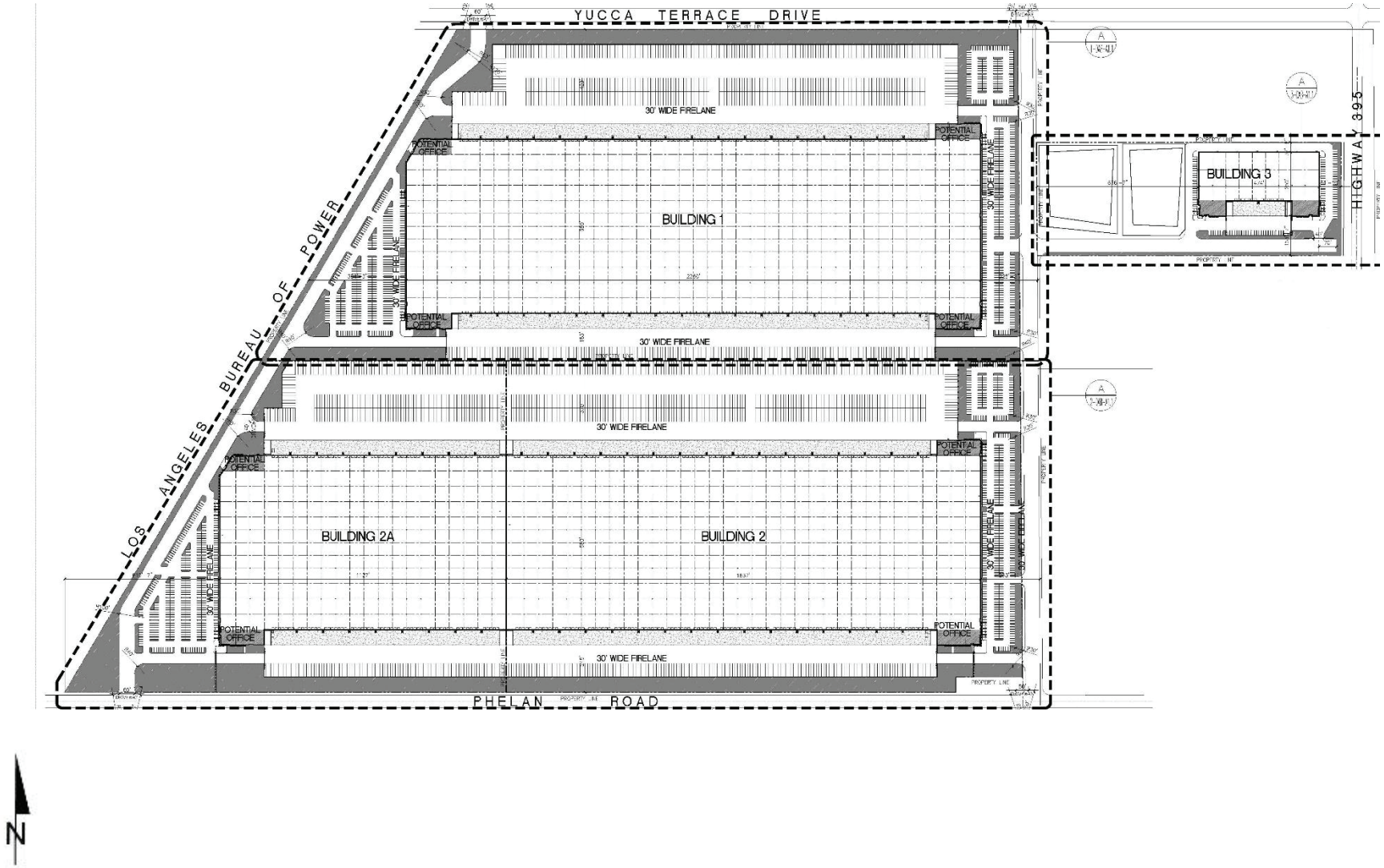

This page intentionally left blank

2 AIR QUALITY SETTING

This section provides an overview of the existing air quality conditions in the Project area and region.

2.1 MOJAVE DESERT AIR BASIN

The Project site is located in the portion of the County of San Bernardino, California, that is part of the Mojave Desert Air Basin (MDAB) and is under the jurisdiction of the MDAQMD. The air quality assessment for the proposed Project includes estimating emissions associated with short-term construction and long-term operation of the proposed Project. A number of air quality modeling tools are available to assess the air quality impacts of projects. In addition, certain air districts, such as the MDAQMD, have created guidelines and requirements to conduct air quality analyses. The MDAQMD's current guidelines, included in its *California Environmental Quality Act and Federal Conformity Guidelines* (August 2016), were adhered to in the assessment of air quality impacts for the proposed Project.

2.2 REGIONAL CLIMATE

Air quality in the Project area is not only affected by various emissions sources (mobile, industry, etc.) but is also affected by atmospheric conditions such as wind speed, wind direction, temperature, and rainfall.

The MDAB is an assemblage of mountain ranges interspersed with long broad valleys that often contain dry lakes. Many of the lower mountains within the vast terrain rise from 1,000 to 4,000 feet above the valley floor. Prevailing winds in the MDAB are out of the west and southwest. These prevailing winds are due to the proximity of the MDAB to coastal and central regions and the blocking nature of the Sierra Nevada Mountains to the north; air masses pushed onshore in Southern California by differential heating are channeled through the MDAB. The MDAB is separated from the Southern California coastal and Central California valley regions by mountains (highest elevation is approximately 10,000 feet), whose passes form the main channels for these air masses. The Mojave Desert is bordered on the southwest by the San Bernardino Mountains, separated from the San Gabriel Mountains by the Cajon Pass (4,200 feet). A lesser pass lies between the San Bernardino Mountains and the Little San Bernardino Mountains in the Morongo Valley. The Palo Verde Valley portion of the Mojave Desert lies in the low desert, at the eastern end of a series of valleys (notably the Coachella Valley), whose primary channel is the San Gorgonio Pass (2,300 feet) between the San Bernardino and San Jacinto Mountains.

During the summer, the MDAB is generally influenced by a Pacific subtropical high cell that sits off the coast, inhibiting cloud formation and encouraging daytime solar heating. The MDAB is rarely influenced by cold air masses moving south from Canada and Alaska, as these frontal systems are weak and diffuse by the time they reach the desert. Most desert moisture arrives from infrequent warm, moist, and unstable air masses from the south. The MDAB averages between three and seven inches of precipitation per year (from 16 to 30 days with at least 0.01 inch of precipitation). The MDAB is classified as a dry-hot desert climate, with portions classified

as dry-very hot desert, to indicate that at least three months have maximum average temperatures over 100.4° F.

Snow is common above 5,000 feet in elevation, resulting in moderate snowpack and limited spring runoff. Below 5,000 feet, any precipitation normally occurs as rainfall. Pacific storm fronts normally move into the area from the west, driven by prevailing winds from the west and southwest. During late summer, moist high-pressure systems from the Pacific collide with rising heated air from desert areas, resulting in brief, high-intensity thunderstorms that can cause high winds and localized flash flooding.

2.3 CRITERIA POLLUTANTS

Criteria pollutants are pollutants that are regulated through the development of human health based and/or environmentally based criteria for setting permissible levels. Criteria pollutants, their typical sources, and health effects are identified below (4):

TABLE 2-1: CRITERIA POLLUTANTS

Criteria Pollutant	Description	Sources	Health Effects
Carbon Monoxide (CO)	CO is a colorless, odorless gas produced by the incomplete combustion of carbon-containing fuels, such as gasoline or wood. CO concentrations tend to be the highest during the winter morning, when little to no wind and surface-based inversions trap the pollutant at ground levels. Because CO is emitted directly from internal combustion engines, unlike ozone (O_3), motor vehicles operating at slow speeds are the primary source of CO in the MDAB. The highest ambient CO concentrations are generally found near congested transportation corridors and intersections.	Any source that burns fuel such as automobiles, trucks, heavy construction equipment, farming equipment and residential heating.	Individuals with a deficient blood supply to the heart are the most susceptible to the adverse effects of CO exposure. The effects observed include earlier onset of chest pain with exercise, and electrocardiograph changes indicative of decreased oxygen supply to the heart. Inhaled CO has no direct toxic effect on the lungs but exerts its effect on tissues by interfering with oxygen transport and competing with oxygen to combine with hemoglobin present in the blood to form carboxyhemoglobin (COHb). Hence, conditions with an increased demand for oxygen supply can be adversely affected by exposure to CO. Individuals most at risk include fetuses, patients with diseases involving heart and blood vessels, and patients with chronic hypoxemia

Criteria Pollutant	Description	Sources	Health Effects
			(oxygen deficiency) as seen at high altitudes.
Sulfur Dioxide (SO_2)	SO_2 is a colorless, extremely irritating gas or liquid. It enters the atmosphere as a pollutant mainly as a result of burning high sulfur-content fuel oils and coal and from chemical processes occurring at chemical plants and refineries. When SO_2 oxidizes in the atmosphere, it forms sulfates (SO_4). Collectively, these pollutants are referred to as sulfur oxides (SO_X)	Coal or oil burning power plants and industries, refineries, diesel engines	A few minutes of exposure to low levels of SO_2 can result in airway constriction in some asthmatics, all of whom are sensitive to its effects. In asthmatics, increase in resistance to air flow, as well as reduction in breathing capacity leading to severe breathing difficulties, are observed after acute exposure to SO_2. In contrast, healthy individuals do not exhibit similar acute responses even after exposure to higher concentrations of SO_2. Animal studies suggest that despite SO_2 being a respiratory irritant, it does not cause substantial lung injury at ambient concentrations. However, very high levels of exposure can cause lung edema (fluid accumulation), lung tissue damage, and sloughing off of cells lining the respiratory tract. Some population-based studies indicate that the mortality and morbidity effects associated with fine particles show a similar association with ambient SO_2 levels. In these studies, efforts to separate the effects of SO_2 from those of fine particles have not been successful. It is not clear whether the two pollutants act synergistically, or one pollutant alone is the predominant factor.

Criteria Pollutant	Description	Sources	Health Effects
NO_X	NO_X consist of nitric oxide (NO), nitrogen dioxide (NO_2) and nitrous oxide (N_2O) and are formed when nitrogen (N_2) combines with oxygen (O_2). Their lifespan in the atmosphere ranges from one to seven days for nitric oxide and nitrogen dioxide, to 170 years for nitrous oxide. Nitrogen oxides are typically created during combustion processes and are major contributors to smog formation and acid deposition. NO_2 is a criteria air pollutant and may result in numerous adverse health effects; it absorbs blue light, resulting in a brownish-red cast to the atmosphere and reduced visibility. Of the seven types of nitrogen oxide compounds, NO_2 is the most abundant in the atmosphere. As ambient concentrations of NO_2 are related to traffic density, commuters in heavy traffic may be exposed to higher concentrations of NO_2 than those indicated by regional monitoring station.	Any source that burns fuel such as automobiles, trucks, heavy construction equipment, farming equipment and residential heating.	Population-based studies suggest that an increase in acute respiratory illness, including infections and respiratory symptoms in children (not infants), is associated with long-term exposure to NO_2 at levels found in homes with gas stoves, which are higher than ambient levels found in Southern California. Increase in resistance to air flow and airway contraction is observed after short-term exposure to NO_2 in healthy subjects. Larger decreases in lung functions are observed in individuals with asthma or chronic obstructive pulmonary disease (e.g., chronic bronchitis, emphysema) than in healthy individuals, indicating a greater susceptibility of these sub-groups. In animals, exposure to levels of NO_2 considerably higher than ambient concentrations result in increased susceptibility to infections, possibly due to the observed changes in cells involved in maintaining immune functions. The severity of lung tissue damage associated with high levels of O_3 exposure increases when animals are exposed to a combination of O_3 and NO_2.
O_3	O_3 is a highly reactive and unstable gas that is formed when VOCs and NO_X, both byproducts of internal combustion engine exhaust, undergo slow photochemical reactions in the presence of sunlight. O_3 concentrations are generally highest during the summer	Formed when reactive organic gases (ROG) and nitrogen oxides react in the presence of sunlight. ROG sources include any source	Individuals exercising outdoors, children, and people with preexisting lung disease, such as asthma and chronic pulmonary lung disease, are considered to be the most susceptible sub-groups for O_3 effects. Short-term exposure (lasting for a

Criteria Pollutant	Description	Sources	Health Effects
	months when direct sunlight, light wind, and warm temperature conditions are favorable to the formation of this pollutant.	that burns fuels, (e.g., gasoline, natural gas, wood, oil) solvents, petroleum processing and storage and pesticides.	few hours) to O_3 at levels typically observed in Southern California can result in breathing pattern changes, reduction of breathing capacity, increased susceptibility to infections, inflammation of the lung tissue, and some immunological changes. Elevated O_3 levels are associated with increased school absences. In recent years, a correlation between elevated ambient O_3 levels and increases in daily hospital admission rates, as well as mortality, has also been reported. An increased risk for asthma has been found in children who participate in multiple outdoor sports and live in communities with high O_3 levels. O_3 exposure under exercising conditions is known to increase the severity of the responses described above. Animal studies suggest that exposure to a combination of pollutants that includes O_3 may be more toxic than exposure to O_3 alone. Although lung volume and resistance changes observed after a single exposure diminish with repeated exposures, biochemical and cellular changes appear to persist, which can lead to subsequent lung structural changes.
Particulate Matter	PM_{10} (Particulate Matter less than 10 microns): A major air pollutant consisting of tiny solid or liquid particles of soot, dust, smoke, fumes, and aerosols. Particulate matter pollution is a major cause of reduce visibility	Sources of PM_{10} include road dust, windblown dust and construction. Also formed from other pollutants (acid rain, NO_X, SO_X,	A consistent correlation between elevated ambient fine particulate matter (PM_{10} and $PM_{2.5}$) levels and an increase in mortality rates, respiratory infections, number and severity of

Criteria Pollutant	Description	Sources	Health Effects
	(haze) which is caused by the scattering of light and consequently the significant reduction air clarity. The size of the particles (10 microns or smaller, about 0.0004 inches or less) allows them to easily enter the lungs where they may be deposited, resulting in adverse health effects. Additionally, it should be noted that PM_{10} is considered a criteria air pollutant. $PM_{2.5}$ (Particulate Matter less than 2.5 microns): A similar air pollutant to PM_{10} consisting of tiny solid or liquid particles which are 2.5 microns or smaller (which is often referred to as fine particles). These particles are formed in the atmosphere from primary gaseous emissions that include sulfates formed from SO_2 release from power plants and industrial facilities and nitrates that are formed from NO_X release from power plants, automobiles and other types of combustion sources. The chemical composition of fine particles highly depends on location, time of year, and weather conditions. $PM_{2.5}$ is a criteria air pollutant.	organics). Incomplete combustion of any fuel. $PM_{2.5}$ comes from fuel combustion in motor vehicles, equipment and industrial sources, residential and agricultural burning. Also formed from reaction of other pollutants (acid rain, NO_X, SO_X, organics).	asthma attacks and the number of hospital admissions has been observed in different parts of the United States and various areas around the world. In recent years, some studies have reported an association between long-term exposure to air pollution dominated by fine particles and increased mortality, reduction in lifespan, and an increased mortality from lung cancer. Daily fluctuations in $PM_{2.5}$ concentration levels have also been related to hospital admissions for acute respiratory conditions in children, to school and kindergarten absences, to a decrease in respiratory lung volumes in normal children, and to increased medication use in children and adults with asthma. Recent studies show lung function growth in children is reduced with long term exposure to particulate matter. The elderly, people with pre-existing respiratory or cardiovascular disease, and children appear to be more susceptible to the effects of high levels of PM_{10} and $PM_{2.5}$.
Volatile Organic Compounds (VOC)	VOCs are hydrocarbon compounds (any compound containing various combinations of hydrogen and carbon atoms) that exist in the ambient air. VOCs contribute to the formation of smog through atmospheric photochemical reactions and/or may be toxic. Compounds of carbon (also known as organic compounds) have different levels of reactivity; that is, they do not react at the same speed or do not	Organic chemicals are widely used as ingredients in household products. Paints, varnishes and wax all contain organic solvents, as do many cleaning, disinfecting, cosmetic, degreasing and hobby products.	Breathing VOCs can irritate the eyes, nose and throat, can cause difficulty breathing and nausea, and can damage the central nervous system as well as other organs. Some VOCs can cause cancer. Not all VOCs have all these health effects, though many have several.

Criteria Pollutant	Description	Sources	Health Effects
	form O_3 to the same extent when exposed to photochemical processes. VOCs often have an odor, and some examples include gasoline, alcohol, and the solvents used in paints. Exceptions to the VOC designation include carbon monoxide, carbon dioxide, carbonic acid, metallic carbides or carbonates, and ammonium carbonate. VOCs are a criteria pollutant since they are a precursor to O_3, which is a criteria pollutant. The terms VOC and ROG (see below) interchangeably.	Fuels are made up of organic chemicals. All of these products can release organic compounds while you are using them, and, to some degree, when they are stored.	
Reactive Organic Gases (ROG)	Similar to VOC, ROGs are also precursors in forming O_3 and consist of compounds containing methane, ethane, propane, butane, and longer chain hydrocarbons, which are typically the result of some type of combustion/decomposition process. Smog is formed when ROG and nitrogen oxides react in the presence of sunlight. ROGs are a criteria pollutant since they are a precursor to O_3, which is a criteria pollutant. The terms ROG and VOC (see previous) interchangeably.	Sources similar to VOCs.	Health effects similar to VOCs.
Lead (Pb)	Lead is a heavy metal that is highly persistent in the environment and is considered a criteria pollutant. In the past, the primary source of lead in the air was emissions from vehicles burning leaded gasoline. The major sources of lead emissions are ore and metals processing, particularly lead smelters, and piston-engine aircraft operating on leaded aviation gasoline. Other stationary sources include waste incinerators, utilities, and lead-acid battery manufacturers. It should be noted that the	Metal smelters, resource recovery, leaded gasoline, deterioration of lead paint.	Fetuses, infants, and children are more sensitive than others to the adverse effects of Pb exposure. Exposure to low levels of Pb can adversely affect the development and function of the central nervous system, leading to learning disorders, distractibility, inability to follow simple commands, and lower intelligence quotient. In adults, increased Pb levels are associated with increased blood pressure.

Criteria Pollutant	Description	Sources	Health Effects
	Project does not include operational activities such as metal processing or lead acid battery manufacturing. As such, the Project is not anticipated to generate a quantifiable amount of lead emissions.		Pb poisoning can cause anemia, lethargy, seizures, and death; although it appears that there are no direct effects of Pb on the respiratory system. Pb can be stored in the bone from early age environmental exposure, and elevated blood Pb levels can occur due to breakdown of bone tissue during pregnancy, hyperthyroidism (increased secretion of hormones from the thyroid gland) and osteoporosis (breakdown of bony tissue). Fetuses and breast-fed babies can be exposed to higher levels of Pb because of previous environmental Pb exposure of their mothers.
Odor	Odor means the perception experienced by a person when one or more chemical substances in the air come into contact with the human olfactory nerves.	Odors can come from many sources including animals, human activities, industry, natures, and vehicles.	Offensive odors can potentially affect human health in several ways. First, odorant compounds can irritate the eye, nose, and throat, which can reduce respiratory volume. Second, studies have shown that the VOCs that cause odors can stimulate sensory nerves to cause neurochemical changes that might influence health, for instance, by compromising the immune system. Finally, unpleasant odors can trigger memories or attitudes linked to unpleasant odors, causing cognitive and emotional effects such as stress.

2.4 EXISTING AIR QUALITY

Existing air quality is measured at established MDAQMD air quality monitoring stations. Monitored air quality is evaluated in the context of ambient air quality standards. These standards are the levels of air quality that are considered safe, with an adequate margin of safety, to protect the public health and welfare. National Ambient Air Quality Standards (NAAQS) and California Ambient Air Quality Standards (CAAQS) currently in effect are shown in Table 2-2 (5).

The determination of whether a region's air quality is healthful or unhealthful is determined by comparing contaminant levels in ambient air samples to the state and federal standards. At the time of this AQIA, the most recent state and federal standards were updated by CARB on May ,4 2016 and are presented in Table 2-2. The air quality in a region is considered to be in attainment by the state if the measured ambient air pollutant levels for O_3, CO (except 8-hour Lake Tahoe), SO_2 (1 and 24 hour), NO_2, PM_{10}, and $PM_{2.5}$ are not to be exceeded. All others are not to be equaled or exceeded. It should be noted that the three-year period is presented for informational purposes and is not the basis for how the State assigns attainment status. Attainment status for a pollutant means that the Air District meets the standards set by the United State Environmental Protection Agency (EPA) or the California EPA (CalEPA). Conversely, nonattainment means that an area has monitored air quality that does not meet the NAAQS or CAAQS standards. In order to improve air quality in nonattainment areas, a State Implementation Plan (SIP) is drafted. The SIP outlines the measures that the state will take to improve air quality. Once nonattainment areas meet the standards and additional redesignation requirements, the EPA will designate the area as a maintenance area (6).

TABLE 2-2: AMBIENT AIR QUALITY STANDARDS (1 OF 2)

Ambient Air Quality Standards						
Pollutant	Averaging Time	California Standards [1]		National Standards [2]		
		Concentration [3]	Method [4]	Primary [3,5]	Secondary [3,6]	Method [7]
Ozone (O_3)[8]	1 Hour	0.09 ppm (180 μg/m^3)	Ultraviolet Photometry	—	Same as Primary Standard	Ultraviolet Photometry
	8 Hour	0.070 ppm (137 μg/m^3)		0.070 ppm (137 μg/m^3)		
Respirable Particulate Matter (PM10)[9]	24 Hour	50 μg/m^3	Gravimetric or Beta Attenuation	150 μg/m^3	Same as Primary Standard	Inertial Separation and Gravimetric Analysis
	Annual Arithmetic Mean	20 μg/m^3		—		
Fine Particulate Matter (PM2.5)[9]	24 Hour	—	—	35 μg/m^3	Same as Primary Standard	Inertial Separation and Gravimetric Analysis
	Annual Arithmetic Mean	12 μg/m^3	Gravimetric or Beta Attenuation	12.0 μg/m^3	15 μg/m^3	
Carbon Monoxide (CO)	1 Hour	20 ppm (23 mg/m^3)	Non-Dispersive Infrared Photometry (NDIR)	35 ppm (40 mg/m^3)	—	Non-Dispersive Infrared Photometry (NDIR)
	8 Hour	9.0 ppm (10 mg/m^3)		9 ppm (10 mg/m^3)	—	
	8 Hour (Lake Tahoe)	6 ppm (7 mg/m^3)		—	—	
Nitrogen Dioxide (NO_2)[10]	1 Hour	0.18 ppm (339 μg/m^3)	Gas Phase Chemiluminescence	100 ppb (188 μg/m^3)	—	Gas Phase Chemiluminescence
	Annual Arithmetic Mean	0.030 ppm (57 μg/m^3)		0.053 ppm (100 μg/m^3)	Same as Primary Standard	
Sulfur Dioxide (SO_2)[11]	1 Hour	0.25 ppm (655 μg/m^3)	Ultraviolet Fluorescence	75 ppb (196 μg/m^3)	—	Ultraviolet Flourescence; Spectrophotometry (Pararosaniline Method)
	3 Hour	—		—	0.5 ppm (1300 μg/m^3)	
	24 Hour	0.04 ppm (105 μg/m^3)		0.14 ppm (for certain areas)[11]	—	
	Annual Arithmetic Mean	—		0.030 ppm (for certain areas)[11]	—	
Lead[12,13]	30 Day Average	1.5 μg/m^3	Atomic Absorption	—	—	High Volume Sampler and Atomic Absorption
	Calendar Quarter	—		1.5 μg/m^3 (for certain areas)[12]	Same as Primary Standard	
	Rolling 3-Month Average	—		0.15 μg/m^3		
Visibility Reducing Particles[14]	8 Hour	See footnote 14	Beta Attenuation and Transmittance through Filter Tape	No National Standards		
Sulfates	24 Hour	25 μg/m^3	Ion Chromatography			
Hydrogen Sulfide	1 Hour	0.03 ppm (42 μg/m^3)	Ultraviolet Fluorescence			
Vinyl Chloride[12]	24 Hour	0.01 ppm (26 μg/m^3)	Gas Chromatography			
See footnotes on next page …						

For more information please call ARB-PIO at (916) 322-2990 California Air Resources Board (5/4/16)

TABLE 2-2: AMBIENT AIR QUALITY STANDARDS (2 OF 2)

1. California standards for ozone, carbon monoxide (except 8-hour Lake Tahoe), sulfur dioxide (1 and 24 hour), nitrogen dioxide, and particulate matter (PM10, PM2.5, and visibility reducing particles), are values that are not to be exceeded. All others are not to be equaled or exceeded. California ambient air quality standards are listed in the Table of Standards in Section 70200 of Title 17 of the California Code of Regulations.
2. National standards (other than ozone, particulate matter, and those based on annual arithmetic mean) are not to be exceeded more than once a year. The ozone standard is attained when the fourth highest 8-hour concentration measured at each site in a year, averaged over three years, is equal to or less than the standard. For PM10, the 24 hour standard is attained when the expected number of days per calendar year with a 24-hour average concentration above 150 $\mu g/m^3$ is equal to or less than one. For PM2.5, the 24 hour standard is attained when 98 percent of the daily concentrations, averaged over three years, are equal to or less than the standard. Contact the U.S. EPA for further clarification and current national policies.
3. Concentration expressed first in units in which it was promulgated. Equivalent units given in parentheses are based upon a reference temperature of 25°C and a reference pressure of 760 torr. Most measurements of air quality are to be corrected to a reference temperature of 25°C and a reference pressure of 760 torr; ppm in this table refers to ppm by volume, or micromoles of pollutant per mole of gas.
4. Any equivalent measurement method which can be shown to the satisfaction of the ARB to give equivalent results at or near the level of the air quality standard may be used.
5. National Primary Standards: The levels of air quality necessary, with an adequate margin of safety to protect the public health.
6. National Secondary Standards: The levels of air quality necessary to protect the public welfare from any known or anticipated adverse effects of a pollutant.
7. Reference method as described by the U.S. EPA. An "equivalent method" of measurement may be used but must have a "consistent relationship to the reference method" and must be approved by the U.S. EPA.
8. On October 1, 2015, the national 8-hour ozone primary and secondary standards were lowered from 0.075 to 0.070 ppm.
9. On December 14, 2012, the national annual PM2.5 primary standard was lowered from 15 $\mu g/m^3$ to 12.0 $\mu g/m^3$. The existing national 24-hour PM2.5 standards (primary and secondary) were retained at 35 $\mu g/m^3$, as was the annual secondary standard of 15 $\mu g/m^3$. The existing 24-hour PM10 standards (primary and secondary) of 150 $\mu g/m^3$ also were retained. The form of the annual primary and secondary standards is the annual mean, averaged over 3 years.
10. To attain the 1-hour national standard, the 3-year average of the annual 98th percentile of the 1-hour daily maximum concentrations at each site must not exceed 100 ppb. Note that the national 1-hour standard is in units of parts per billion (ppb). California standards are in units of parts per million (ppm). To directly compare the national 1-hour standard to the California standards the units can be converted from ppb to ppm. In this case, the national standard of 100 ppb is identical to 0.100 ppm.
11. On June 2, 2010, a new 1-hour SO_2 standard was established and the existing 24-hour and annual primary standards were revoked. To attain the 1-hour national standard, the 3-year average of the annual 99th percentile of the 1-hour daily maximum concentrations at each site must not exceed 75 ppb. The 1971 SO_2 national standards (24-hour and annual) remain in effect until one year after an area is designated for the 2010 standard, except that in areas designated nonattainment for the 1971 standards, the 1971 standards remain in effect until implementation plans to attain or maintain the 2010 standards are approved.

    Note that the 1-hour national standard is in units of parts per billion (ppb). California standards are in units of parts per million (ppm). To directly compare the 1-hour national standard to the California standard the units can be converted to ppm. In this case, the national standard of 75 ppb is identical to 0.075 ppm.
12. The ARB has identified lead and vinyl chloride as 'toxic air contaminants' with no threshold level of exposure for adverse health effects determined. These actions allow for the implementation of control measures at levels below the ambient concentrations specified for these pollutants.
13. The national standard for lead was revised on October 15, 2008 to a rolling 3-month average. The 1978 lead standard (1.5 $\mu g/m^3$ as a quarterly average) remains in effect until one year after an area is designated for the 2008 standard, except that in areas designated nonattainment for the 1978 standard, the 1978 standard remains in effect until implementation plans to attain or maintain the 2008 standard are approved.
14. In 1989, the ARB converted both the general statewide 10-mile visibility standard and the Lake Tahoe 30-mile visibility standard to instrumental equivalents, which are "extinction of 0.23 per kilometer" and "extinction of 0.07 per kilometer" for the statewide and Lake Tahoe Air Basin standards, respectively.

For more information please call ARB-PIO at (916) 322-2990 **California Air Resources Board (5/4/16)**

2.5 REGIONAL AIR QUALITY

Air pollution contributes to a wide variety of adverse health effects. The EPA has established NAAQS for six of the most common air pollutants: O_3, PM_{10}, $PM_{2.5}$, CO, NO_2, SO_2 and Pb which are known as criteria pollutants. The MDAQMD monitors levels of various criteria pollutants at 6 permanent monitoring stations throughout the air district (7). On February 20, 2019, CARB posted the 2018 amendments to the state and national area designations. See Table 2-3 for attainment designations for the MDAB and the Southeast Desert Air Basin (SDAB) (8). Appendix 2.1 provides geographic representation of the state and federal attainment status for applicable criteria pollutants within the MDAB and SDAB.

TABLE 2-3: ATTAINMENT STATUS OF CRITERIA POLLUTANTS IN THE MDAB

Criteria Pollutant	State Designation	Federal Designation
O_3 – 1-hour standard	Nonattainment	--
O_3 – 8-hour standard	Nonattainment	Nonattainment
PM_{10}	Nonattainment	Nonattainment
$PM_{2.5}$	Attainment	Unclassifiable/Attainment
CO	Attainment	Unclassifiable/Attainment
NO_2	Attainment	Unclassifiable/Attainment
SO_2	Unclassifiable/Attainment	Unclassifiable/Attainment
Pb	Attainment	Unclassifiable/Attainment

Note: See Appendix 2.1 for a detailed map of State/National Area Designations within the MDAB and SDAB
"-" = The national 1-hour O_3 standard was revoked effective June 15, 2005.

2.6 LOCAL AIR QUALITY

Relative to the Project site, the nearest long-term air quality monitoring site for O_3 and PM_{10} was obtained from the MDAQMD Hesperia-Olive Street monitoring station, located approximately 6.69 miles east of the project site in Hesperia. Data for CO, NO_2, and $PM_{2.5}$ was obtained from the MDAQMD Victorville-Park Avenue, located approximately 7.02 miles northeast of the project site in Victorville. It should be noted that the Victorville-Park monitoring station was utilized in lieu of the Hesperia-Olive Street monitoring station only where data was not available from the nearest monitoring site.

The most recent three (3) years of data available is shown on Table 2-4 and identifies the number of days ambient air quality standards were exceeded for the study area, which is considered to be representative of the local air quality at the Project site. Data for O_3, CO, NO_2, PM_{10}, and $PM_{2.5}$ was obtained using the CARB iADAM: Air Quality and Data Statistics and the Air Quality and Meteorological Information System (AQMIS) (9) (10). Data for SO_2 has been omitted as attainment is regularly met and few monitoring stations measure SO_2 concentrations. It should be noted that the table below is provided for informational purposes.

TABLE 2-4: PROJECT AREA AIR QUALITY MONITORING SUMMARY 2016-2018

Pollutant	Standard	Year		
		2016	2017	2018
O_3				
Maximum Federal 1-Hour Concentration (ppm)		0.098	0.094	0.100
Maximum Federal 8-Hour Concentration (ppm)		0.119	0.114	0.113
Number of Days Exceeding State 1-Hour Standard	> 0.09 ppm	70	78	73
Number of Days Exceeding State/Federal 8-Hour Standard	> 0.070 ppm	25	18	9
CO				
Maximum Federal 1-Hour Concentration	> 35 ppm	11.57	1.52	1.420
NO_2				
Maximum Federal 1-Hour Concentration	> 0.100 ppm	97.2	57.3	51.4
Annual Federal Standard Design Value		10	13	12
PM_{10}				
Maximum Federal 24-Hour Concentration (µg/m^3)	> 150 µg/m^3	203.5	163.6	138.9
Annual Federal Arithmetic Mean (µg/m^3)		25.3	26.9	27.8
Number of Days Exceeding Federal 24-Hour Standard	> 150 µg/m^3	1	2	0
Number of Days Exceeding State 24-Hour Standard	> 50 µg/m^3	9	--	--
$PM_{2.5}$				
Maximum Federal 24-Hour Concentration (µg/m^3)	> 35 µg/m^3	41.5	27.2	32.7
Annual Federal Arithmetic Mean (µg/m^3)	> 12 µg/m^3	7.4	8.7	7.9
Number of Days Exceeding Federal 24-Hour Standard	> 35 µg/m^3	1	0	0

Source: California Air Resource Board iADAM: Air Quality Data Statistics and AQMIS
ppm = Parts Per Million
µg/m^3 – microgram per cubic meter
-- = data not available

2.7 REGULATORY BACKGROUND

2.7.1 FEDERAL REGULATIONS

The EPA is responsible for setting and enforcing the NAAQS for O_3, CO, NO_X, SO_2, PM_{10}, and Pb (11). The EPA has jurisdiction over emissions sources that are under the authority of the federal government including aircraft, locomotives, and emissions sources outside state waters (Outer Continental Shelf). The EPA also establishes emission standards for vehicles sold in states other than California. Automobiles sold in California must meet the stricter emission requirements of CARB.

The Federal Clean Air Act (CAA) was first enacted in 1955 and has been amended numerous times in subsequent years (1963, 1965, 1967, 1970, 1977, and 1990). The CAA establishes the federal air quality standards, the NAAQS, and specifies future dates for achieving compliance (12). The CAA also mandates that states submit and implement SIPs for local areas not meeting these

standards. These plans must include pollution control measures that demonstrate how the standards will be met.

The 1990 amendments to the CAA that identify specific emission reduction goals for areas not meeting the NAAQS require a demonstration of reasonable further progress toward attainment and incorporate additional sanctions for failure to attain or to meet interim milestones. The sections of the CAA most directly applicable to the development of the Project site include Title I (Non-Attainment Provisions) and Title II (Mobile Source Provisions) (13) (14). Title I provisions were established with the goal of attaining the NAAQS for the following criteria pollutants O_3, NO_2, SO_2, PM_{10}, CO, $PM_{2.5}$, and Pb. The NAAQS were amended in July 1997 to include an additional standard for O_3 and to adopt a NAAQS for $PM_{2.5}$. Table 2-3 (previously presented) provides the NAAQS within the MDAB.

Mobile source emissions are regulated in accordance with Title II provisions. These provisions require the use of cleaner burning gasoline and other cleaner burning fuels such as methanol and natural gas. Automobile manufacturers are also required to reduce tailpipe emissions of hydrocarbons and NO_X. NO_X is a collective term that includes all forms of NO_X which are emitted as byproducts of the combustion process.

2.7.2 CALIFORNIA REGULATIONS

CARB

CARB, which became part of the CalEPA in 1991, is responsible for ensuring implementation of the California Clean Air Act (AB 2595), responding to the federal CAA, and for regulating emissions from consumer products and motor vehicles. AB 2595 mandates achievement of the maximum degree of emissions reductions possible from vehicular and other mobile sources in order to attain the state ambient air quality standards by the earliest practical date. CARB established the CAAQS for all pollutants for which the federal government has NAAQS and, in addition, establishes standards for SO_4, visibility, hydrogen sulfide (H_2S), and vinyl chloride (C_2H_3Cl). However, at this time, H_2S and C_2H_3Cl are not measured at any monitoring stations in the MDAB because they are not considered to be a regional air quality problem. Generally, the CAAQS are more stringent than the NAAQS (15) (11).

Local air quality management districts, such as the MDAQMD, regulate air emissions from stationary sources such as commercial and industrial facilities. All air pollution control districts have been formally designated as attainment or non-attainment for each CAAQS.

Serious non-attainment areas are required to prepare Air Quality Management Plans (AQMP) that include specified emission reduction strategies in an effort to meet clean air goals. These plans are required to include:

- Application of Best Available Retrofit Control Technology to existing sources;
- Developing control programs for area sources (e.g., architectural coatings and solvents) and indirect sources (e.g. motor vehicle use generated by residential and commercial development);
- A District permitting system designed to allow no net increase in emissions from any new or modified permitted sources of emissions;

- Implementing reasonably available transportation control measures and assuring a substantial reduction in growth rate of vehicle trips and miles traveled;
- Significant use of low emissions vehicles by fleet operators;
- Sufficient control strategies to achieve a 5% or more annual reduction in emissions or 15% or more in a period of three years for ROGs, NO_X, CO and PM_{10}. However, air basins may use alternative emission reduction strategy that achieves a reduction of less than 5% per year under certain circumstances.

TITLE 24 ENERGY EFFICIENCY STANDARDS AND CALIFORNIA GREEN BUILDING STANDARDS

CCR Title 24 Part 6: California's Energy Efficiency Standards for Residential and Nonresidential Buildings, was first adopted in 1978 in response to a legislative mandate to reduce California's energy consumption. The standards are updated periodically to allow consideration and possible incorporation of new energy efficient technologies and methods. CCR, Title 24, Part 11: California Green Building Standards Code (CALGreen) is a comprehensive and uniform regulatory code for all residential, commercial, and school buildings that went in effect on January 1, 2011, and is administered by the California Building Standards Commission. CALGreen is updated on a regular basis, with the most recent approved update consisting of the 2019 California Green Building Code Standards that will be effective January 1, 2020. Local jurisdictions are permitted to adopt more stringent requirements, as state law provides methods for local enhancements. CALGreen recognizes that many jurisdictions have developed existing construction and demolition ordinances and defers to them as the ruling guidance provided, they establish a minimum 65% diversion requirement. The code also provides exemptions for areas not served by construction and demolition recycling infrastructure. The State Building Code provides the minimum standard that buildings must meet in order to be certified for occupancy, which is generally enforced by the local building official.

Energy efficient buildings require less electricity; therefore, increased energy efficiency reduces fossil fuel consumption and decreases greenhouse gas (GHG) emissions. The 2019 version of Title 24 was adopted by the California Energy Commission (CEC) and became effective on January 1, 2020.

The 2019 Title 24 standards will result in less energy use, thereby reducing air pollutant emissions associated with energy consumption in the MDAB and across the State of California. For example, the 2019 Title 24 standards will require solar photovoltaic systems for new homes, establish requirements for newly constructed healthcare facilities, encourage demand responsive technologies for residential buildings, and update indoor and outdoor lighting requirements for nonresidential buildings. The CEC anticipates that single-family homes built with the 2019 standards will use approximately 7% less energy compared to the residential homes built under the 2016 standards. Additionally, after implementation of solar photovoltaic systems, homes built under the 2019 standards will use about 53% less energy than homes built under the 2016 standards. Nonresidential buildings (such as the Project) will use approximately 30% less energy due to lighting upgrade requirements (16).

Because the Project will be constructed after January 1,2019, the 2019 CALGreen standards are applicable to the Project and require, among other items (17):

- Short-term bicycle parking. If the new project or an additional alteration is anticipated to generate visitor traffic, provide permanently anchored bicycle racks within 200 feet of the visitors' entrance, readily visible to passers-by, for 5% of new visitor motorized vehicle parking spaces being added, with a minimum of one two-bike capacity rack (5.106.4.1.1).
- Long-term bicycle parking. For new buildings with tenant spaces that have 10 or more tenant-occupants, provide secure bicycle parking for 5% of the tenant-occupant vehicular parking spaces with a minimum of one bicycle parking facility (5.106.4.1.2).
- Designated parking. In new projects or additions to alterations that add 10 or more vehicular parking spaces, provide designated parking for any combination of low-emitting, fuel-efficient and carpool/van pool vehicles as shown in Table 5.106.5.2 (5.106.5.2).
- Construction waste management. Recycle and/or salvage for reuse a minimum of 65% of the nonhazardous construction and demolition waste in accordance with Section 5.408.1.1. 5.405.1.2, or 5.408.1.3; or meet a local construction and demolition waste management ordinance, whichever is more stringent (5.408.1).
- Excavated soil and land clearing debris. 100% of trees, stumps, rocks and associated vegetation and soils resulting primarily from land clearing shall be reused or recycled. For a phased project, such material may be stockpiled on site until the storage site is developed (5.408.3).
- Recycling by Occupants. Provide readily accessible areas that serve the entire building and are identified for the depositing, storage and collection of non-hazardous materials for recycling, including (at a minimum) paper, corrugated cardboard, glass, plastics, organic waste, and metals or meet a lawfully enacted local recycling ordinance, if more restrictive (5.410.1).
- Water conserving plumbing fixtures and fittings. Plumbing fixtures (water closets and urinals) and fittings (faucets and showerheads) shall comply with the following:
    - Water Closets. The effective flush volume of all water closets shall not exceed 1.28 gallons per flush (5.303.3.1)
    - Urinals. The effective flush volume of wall-mounted urinals shall not exceed 0.125 gallons per flush (5.303.3.2.1). The effective flush volume of floor-mounted or other urinals shall not exceed 0.5 gallons per flush (5.303.3.2.2).
    - Showerheads. Single showerheads shall have a minimum flow rate of not more than 1.8 gallons per minute and 80 psi (5.303.3.3.1). When a shower is served by more than one showerhead, the combine flow rate of all showerheads and/or other shower outlets controlled by a single valve shall not exceed 1.8 gallons per minute at 80 psi (5.303.3.3.2).
    - Faucets and fountains. Nonresidential lavatory faucets shall have a maximum flow rate of not more than 0.5 gallons per minute at 60 psi (5.303.3.4.1). Kitchen faucets shall have a maximum flow rate of not more than 1.8 gallons per minute of 60 psi (5.303.3.4.2). Wash fountains shall have a maximum flow rate of not more than 1.8 gallons per minute (5.303.3.4.3). Metering faucets shall not deliver more than 0.20 gallons per cycle (5.303.3.4.4). Metering faucets for wash fountains shall have a maximum flow rate not more than 0.20 gallons per cycle (5.303.3.4.5).
- Outdoor portable water use in landscaped areas. Nonresidential developments shall comply with a local water efficient landscape ordinance or the current California Department of Water Resources' Model Water Efficient (MWELO), whichever is more stringent (5.304.1).
- Water meters. Separate submeters or metering devices shall be installed for new buildings or additions in excess of 50,000 sf or for excess consumption where any tenant within a new building

or within an addition that is project to consume more than 1,000 gallons per day (5.303.1.1 and 5.303.1.2).

- Outdoor water use in rehabilitated landscape projects equal or greater than 2,500 sf. Rehabilitated landscape projects with an aggregate landscape area equal to or greater than 2,500 sf requiring a building or landscape permit (5.304.3).
- Commissioning. For new buildings 10,000 sf and over, building commissioning shall be included in the design and construction processes of the building project to verify that the building systems and components meet the owner's or owner representative's project requirements (5.410.2).

2.7.3 AIR QUALITY MANAGEMENT PLANNING

Currently, the NAAQS and CAAQS are exceeded in most parts of the MDAB. The NAAQS, the Project region within the MDAB is in nonattainment for O_3 (8-hour) and PM_{10}. For the CAAQS, the Project region within the MDAB is in nonattainment for O_3 (1-hour and 8-hour) and PM_{10}. In response, the MDAQMD has adopted a series of AQMPs to meet the state and federal ambient air quality standards (18). AQMPs are updated regularly in order to more effectively reduce emissions, accommodate growth, and to minimize any negative fiscal impacts of air pollution control on the economy. A detailed discussion on the AQMP and Project consistency with the AQMP is provided in Section 3.7.

This page intentionally left blank

3 PROJECT AIR QUALITY IMPACT

3.1 INTRODUCTION

The Project has been evaluated to determine if it will violate an air quality standard or contribute to an existing or projected air quality violation. Additionally, the Project has been evaluated to determine if it will result in a cumulatively considerable net increase of a criteria pollutant for which the MDAB is non-attainment under an applicable federal or state ambient air quality standard. The significance of these potential impacts is described in the following section.

3.2 STANDARDS OF SIGNIFICANCE

The criteria used to determine the significance of potential Project-related air quality impacts are taken from the Initial Study Checklist in Appendix G of the *State CEQA Guidelines* (14 CCR §§15000, et seq.). Based on these thresholds, a project would result in a significant impact related to air quality if it would (1):

- Conflict with or obstruct implementation of the applicable air quality plan.
- Result in a cumulatively considerable net increase of any criteria pollutant for which the project region is in non-attainment under an applicable federal or state ambient air quality standard.
- Expose sensitive receptors to substantial pollutant concentrations.
- Result in other emissions (such as those leading to odors) adversely affecting a substantial number of people?

The MDAQMD has developed regional significance thresholds for regulated pollutants, shown below in Table 3-1. The MDAQMD's *Guidelines* indicate that any projects in the MDAB with daily regional emissions that exceed any of the indicated thresholds should be considered as having an individually and cumulatively significant air quality impact (19).

TABLE 3-1: MAXIMUM REGIONAL DAILY EMISSIONS THRESHOLDS

Pollutant	Daily Threshold (lbs/day)
CO	548 lbs/day
NO_X	137 lbs/day
VOC	137 lbs/day
SO_X	137 lbs/day
PM_{10}	82 lbs/day
$PM_{2.5}$	65 lbs/day

Note: lbs/day – pounds per day

3.3 MODELS EMPLOYED TO ANALYZE AIR QUALITY EMISSIONS

Land uses such as the Project affect GHGs through construction-source and operational-source emissions.

3.3.1 CALEEMOD

On October 17, 2017, the South Coast Air Quality Management District (SCAQMD) in conjunction with the California Air Pollution Control Officers Association (CAPCOA) and other California air districts, released the latest version of the CalEEMod Version 2016.3.2. The purpose of this model is to calculate construction-source and operational-source criteria pollutant (VOC, NO_X, CO, SO_X, PM_{10}, $PM_{2.5}$) and GHG emissions from direct and indirect sources; and quantify applicable air quality and GHG reductions achieved from MMs (20). Accordingly, the latest version of CalEEMod has been used for this Project to determine construction and operational air quality emissions. Output from the model runs for both construction and operational activity are provided in Appendices 3.1 and 3.4.

3.3.2 EMISSION FACTORS MODEL

The EMissions FACtor model (EMFAC) is a mathematical model that was developed to calculate emission rates, fuel consumption, VMT from motor vehicles that operate on highways, freeways, and local roads in California and is commonly used by CARB to project changes in future emissions from on-road mobile sources (21).

The latest version of CalEEMod uses vehicle emission rates obtained from the EMFAC 2014 web database. EMFAC2014 emission rates of all vehicle categories are based on aggregated model year and aggregated speed for all counties, air basins, air districts and statewide average for thirty one (31) scenario years that each includes three seasons (annual, summer, and winter). It should be noted that emission rates for CH_4 were provided by CARB directly as they were not included in EMFAC2014 (3).

Although CalEEMod Version 2016.3.2 includes EMFAC2014 mobile source emission factors, the EPA approved the 2017 version of the EMFAC web database on August 19, 2019, for use in SIP and transportation conformity analyses. This AQIA utilizes summer, winter, and annual EMFAC2017 emission factors in order to derive vehicle emissions associated with Project operational activities, which vary by season.

Because the EMFAC2017 emission rates are associated with vehicle fuel types while CalEEMod vehicle emission factors are aggregated to include all fuel types for each individual vehicle class, the EMFAC2017 emission rates for different fuel types of a vehicle class are averaged by activity or by population and activity to derive CalEEMod emission factors. Methodology for converting EMFAC2017 emission rates into CalEEMod vehicle emission factors for each emission type are detailed in CalEEMod User's Guide *Appendix A: Calculation Details for CalEEMod* (3). EMFAC2017 emission rates utilized in this analysis can be found in Appendix 3.5 of this report.

3.4 CONSTRUCTION EMISSIONS

Construction activities associated with the Project will result in emissions of VOCs, NO_X, CO, SO_X, PM_{10}, and $PM_{2.5}$. Construction related emissions are expected from the following construction activities:

- Site Preparation
- Grading
- Building Construction
- Paving
- Architectural Coating
- Construction Workers Commuting

GRADING ACTIVITIES

Dust is typically a major concern during grading activities. Because such emissions are not amenable to collection and discharge through a controlled source, they are called "fugitive emissions". Fugitive dust emissions rates vary as a function of many parameters (soil silt, soil moisture, wind speed, area disturbed, number of vehicles, depth of disturbance or excavation, etc.). CalEEMod was utilized to calculate fugitive dust emissions resulting from this phase of activity. Based on consultation with the client, the Project site has been designed to balance (will not require import/export of soil).

CONSTRUCTION WORKER VEHICLE TRIPS

Construction emissions for construction worker vehicles traveling to and from the Project site, as well as vendor trips (construction materials delivered to the Project site) were estimated based on information from CalEEMod defaults.

3.4.1 CONSTRUCTION DURATION

Construction is expected to commence in January 2021 and will last through November 2021. Construction duration by phase is shown on Table 3-2. The construction schedule utilized in the analysis represents a "worst-case" analysis scenario should construction occur any time after the respective dates since emission factors for construction decrease as time passes and the analysis year increases due to emission regulations becoming more stringent.[3] The duration of construction activity and associated equipment represents a reasonable approximation of the expected construction fleet as required per *CEQA Guidelines*. The duration of construction activity was based on the 2021 opening year.

[3] As shown in the CalEEMod User's Guide Version 2016.3.2, Section 4.3"OFFROAD Equipment" as the analysis year increases, emission factors for the same equipment pieces decrease due to the natural turnover of older equipment being replaced by newer less polluting equipment and new regulatory requirements.

3.4.2 CONSTRUCTION EQUIPMENT

Site specific construction fleet may vary due to specific project needs at the time of construction. The associated construction equipment was generally based on CalEEMod defaults. A detailed summary of construction equipment assumptions by phase is provided at Table 3-3. Please refer to specific detailed modeling inputs/outputs contained in Appendix 3.1 of this analysis.

TABLE 3-2: CONSTRUCTION DURATION

Phase Name	Start Date	End Date	Days
Site Preparation	01/04/2021	01/29/2021	20
Grading	01/30/2021	03/12/2021	30
Building Construction	03/13/2021	11/19/2021	180
Paving	07/03/2021	11/19/2021	100
Architectural Coating	04/24/2021	11/19/2021	150

TABLE 3-3: CONSTRUCTION EQUIPMENT ASSUMPTIONS

Phase Name	Equipment	Number	Hours Per Day
Site Preparation	Rubber Tired Dozers	3	8
	Tractors/Loaders/Backhoes	4	8
Grading	Excavators	2	8
	Graders	1	8
	Rubber Tired Dozers	1	8
	Scrapers	2	8
	Tractors/Loaders/Backhoes	2	8
Building Construction	Cranes	1	8
	Forklifts	3	8
	Generator Sets	1	8
	Tractors/Loaders/Backhoes	3	8
	Welders	1	8
Paving	Pavers	2	8
	Paving Equipment	2	8
	Rollers	2	8
Architectural Coating	Air Compressors	1	8

3.4.3 CONSTRUCTION EMISSIONS SUMMARY

IMPACTS WITHOUT MITIGATION

CalEEMod calculates maximum daily emissions for summer and winter periods. As such, the estimated maximum daily construction emissions without mitigation for both summer and winter periods are summarized on Table 3-4. Detailed construction model outputs are presented in Appendix 3.1. Under the assumed scenarios, emissions resulting from the Project construction would exceed criteria pollutant thresholds established by the MDAQMD for emissions VOC.

TABLE 3-4: EMISSIONS SUMMARY OF CONSTRUCTION – WITHOUT MITIGATION

Year	Emissions (lbs/day)					
	VOC	NO_X	CO	SO_X	PM_{10}	$PM_{2.5}$
Summer						
2021	144.81	126.72	144.41	0.48	41.47	14.14
Winter						
2021	144.71	126.37	133.29	0.46	41.47	14.14
Maximum Daily Emissions	**144.81**	**126.72**	**144.41**	**0.48**	**41.47**	**14.14**
MDAQMD Regional Threshold	137	137	548	137	82	65
Threshold Exceeded?	**YES**	**NO**	**NO**	**NO**	**NO**	**NO**

IMPACTS WITH MITIGATION

The estimated maximum daily construction emissions with mitigation are summarized on Table 3-5. Detailed construction model outputs are presented in Appendix 3.2. MM AQ-1 is recommended to reduce the impacts. As stated in Section ES.3, MM AQ-1 requires that The Project shall utilize “Super-Compliant” low VOC paints which have been reformulated to exceed the regulatory VOC limits put forth by MDAQMD’s Rule 1113. Super-Compliant low VOC paints shall be no more than 10 g/L of VOC. Alternatively, the Project Applicant may utilize tilt-up concrete buildings that do not require the use of architectural coatings. After implementation of MM AQ-1, regional construction emissions would not exceed the applicable MDAQMD thresholds of significance for any criteria pollutant. Therefore, a less than significant impact would occur.

TABLE 3-5: EMISSIONS SUMMARY OF CONSTRUCTION – WITH MITIGATION

Year	Emissions (lbs/day)					
	VOC	NO_X	CO	SO_X	PM_{10}	$PM_{2.5}$
Summer						
2021	52.23	126.72	144.41	0.48	41.47	14.14
Winter						
2021	52.12	126.37	133.29	0.46	41.47	14.14
Maximum Daily Emissions	**52.23**	**126.72**	**144.41**	**0.48**	**41.47**	**14.14**
MDAQMD Regional Threshold	137	137	548	137	82	65
Threshold Exceeded?	**NO**	**NO**	**NO**	**NO**	**NO**	**NO**

3.5 OPERATIONAL EMISSIONS

Operational activities associated with the proposed Project will result in emissions of VOCs, NO_X, CO, SO_X, PM_{10}, and $PM_{2.5}$. Operational emissions would be expected from the following primary sources:

- Area Source Emissions
- Energy Source Emissions
- Mobile Source Emissions
- On-site Equipment Emissions

3.5.1 AREA SOURCE EMISSIONS

ARCHITECTURAL COATINGS

Over a period of time the buildings that are part of this Project will be subject to emissions resulting from the evaporation of solvents contained in paints, varnishes, primers, and other surface coatings as part of Project maintenance. The emissions associated with architectural coatings were calculated using CalEEMod default parameters.

CONSUMER PRODUCTS

Consumer products include, but are not limited to detergents, cleaning compounds, polishes, personal care products, and lawn and garden products. Many of these products contain organic compounds which when released in the atmosphere can react to form O_3 and other photochemically reactive pollutants. The emissions associated with use of consumer products were calculated based on assumptions provided in CalEEMod. In the case of the commercial uses proposed by the Project, no substantive on-site use of consumer products is anticipated.

LANDSCAPE MAINTENANCE EQUIPMENT

Landscape maintenance equipment would generate emissions from fuel combustion and evaporation of unburned fuel. Equipment in this category would include lawnmowers, shedders/grinders, blowers, trimmers, chain saws, and hedge trimmers used to maintain the

landscaping of the Project. The emissions associated with landscape maintenance equipment were calculated based on assumptions provided in CalEEMod.

3.5.2 Energy Source Emissions

Combustion Emissions Associated with Natural Gas and Electricity

Electricity and natural gas are used by almost every project. Criteria pollutant emissions are emitted through the generation of electricity and consumption of natural gas. However, because electrical generating facilities for the Project area are located either outside the region (state) or offset through the use of pollution credits (Regional Clean Air Incentives Market Program (RECLAIM)) for generation within the MDAB, criteria pollutant emissions from offsite generation of electricity is generally excluded from the evaluation of significance and only natural gas use is considered. The emissions associated with natural gas use were calculated using CalEEMod default parameters.

Title 24 Energy Efficiency Standards

California's Energy Efficiency Standards for Residential and Nonresidential Buildings was first adopted in 1978 in response to a legislative mandate to reduce California's energy consumption. The standards are updated periodically to allow consideration and possible incorporation of new energy efficient technologies and methods. Energy efficient buildings require less electricity. The 2019 Title 24 was adopted by the CEC and became effective on January 1, 2020. The CEC anticipates that nonresidential buildings will use approximately 30% less energy (16). The CalEEMod defaults for Title 24 – Electricity and Lighting Energy were reduced by 30% in order to reflect consistency with the 2019 Title 24 standard.

3.5.3 Mobile Source Emissions

Vehicles

Project-related operational air quality impacts derive primarily from vehicle trips generated by the Project. Trip characteristics available from the report, *Hesperia Commerce Center II Traffic Impact Analysis* (Urban Crossroads, Inc.) (TIA) were utilized in this analysis (22).

3.5.3.1 Approach for Analysis of the Project

Two separate model runs were utilized for cars and trucks for each Project scenario in order to more accurately model emissions resulting from passenger car and truck operations.

Passenger Cars

The first run analyzed passenger car emissions, incorporated the CalEEMod default trip length of 9.50 miles for passenger cars and an assumption of 100% primary trips. It is important to note that although the TIA does not breakdown passenger cars by type, this analysis assumes that passenger cars include Light-Duty-Auto vehicles (LDA), Light-Duty-Trucks (LDT1[4] & LDT2[5]), and

[4] Vehicles under the LDT1 category have a gross vehicle weight rating (GVWR) of less than 6,000 lbs. and equivalent test weight (ETW) of less than or equal to 3,750 lbs.

[5] Vehicles under the LDT2 category have a GVWR of less than 6,000 lbs. and ETW between 3,751 lbs. and 5,750 lbs.

Medium-Duty-Vehicles (MDV) vehicle types. In order to account for emissions generated by passenger cars, the fleet mix presented in Table 3-6 was utilized in this analysis.

TABLE 3-6: PASSENGER CAR FLEET MIX[6]

Land Use	Vehicle Type	%
High-Cube Fulfillment Center Warehouse/ General Light Industrial	LDA	62.06
	LDT1	4.19
	LDT2	20.27
	MDV	13.48

TRUCKS

The second run analyzed truck emissions, incorporated a truck trip length of 40 miles[7] and an assumption of 100% primary trips. In order to be consistent with the TIA, trucks are broken down by truck type. The trucks are comprised of 2-axle/Light-Heavy-Duty Trucks (LHDT), 3-axle/Medium-Heavy-Duty Trucks (MHDT), and 4+-axle/Heavy-Heavy-Duty Trucks (HHDT). In order to account for emissions generated by trucks, the fleet mix presented in Table 3-6 was utilized in this analysis.

It should be noted that the TIA identifies two different truck categories for the high-cube fulfillment center warehouse use, 2-4-axle and 5+-axle trucks. CalEEMod categorizes trucks by truck type, not by axle-type. In order to account for emissions from LHDT, MHDT, and HHDT trucks, the analysis herein assumed that 25% of the 2-4 axle trucks are LHDT, 25% are MHDT, and the remaining 50% are HHDT.

TABLE 3-7: TRUCK FLEET MIX[8]

Land use	Vehicle Type	%
High-Cube Fulfillment Center Warehouse	LHDT	10.71
	MHDT	10.71
	HHDT	78.57
General Light Industrial	LHDT	37.36
	MHDT	18.21
	HHDT	44.43

[6] The Project-specific passenger car fleet mix used in this analysis is based on a proportional split utilizing the CalEEMod default percentage assigned to LDA, LDT1, LDT2, and MDV vehicle types.

[7] The average trip length for heavy trucks were based on the SCAQMD documents for the implementation of the Facility Based Mobile Source Measures (FBMSMs) adopted in the 2016 AQMP. SCAQMD's "Preliminary Warehouse Emission Calculations" cites 39.9-mile trip length for heavy-heavy trucks (41). As a conservative measure, a trip length of 40 miles has been utilized for all trucks for the purpose of this analysis.

[8] Project-specific truck fleet mix is based on the number of trips generated by each truck type (LHDT, MHDT, HHDT) relative to the total number of truck trips generated by the Project.

FUGITIVE DUST RELATED TO VEHICULAR TRAVEL

Vehicles traveling on paved roads would be a source of fugitive emissions due to the generation of road dust inclusive of break and tire wear particulates. The emissions estimates for travel on paved roads were calculated using CalEEMod.

3.5.4 ON-SITE EQUIPMENT EMISSIONS

It is common for industrial buildings to require cargo handling equipment to move empty containers and empty chassis to and from the various pieces of cargo handling equipment that receive and distribute containers. The most common type of cargo handling equipment is the yard truck which is designed for moving cargo containers. Yard trucks are also known as yard goats, utility tractors (UTRs), hustlers, yard hostlers, and yard tractors. The cargo handling equipment is assumed to have a horsepower (hp) range of approximately 175 hp to 200 hp. For this particular Project, based on the maximum square footage of building space permitted by the Project, on-site modeled operational equipment includes a total fifteen (15) 200 hp, electric-powered yard tractors operating at 4 hours a day for 365 days of the year.

3.5.4 OPERATIONAL EMISSIONS SUMMARY

As previously stated, CalEEMod utilizes summer and winter EMFAC2017 emission factors in order to derive vehicle emissions associated with Project operational activities, which vary by season. As such, operational activities for summer and winter scenarios are presented in Table 3-8. Detailed operational model outputs are presented in Appendices 3.3 and 3.4. The Project would exceed the numerical thresholds of significance established by the MDAQMD for emissions of VOC, NO_X, and PM_{10}.

It is important to note that the majority of VOC emissions are derived from consumer products. For analytical purposes, consumer products include cleaning supplies, aerosols, and other consumer products (3). As such, the Project Applicant cannot meaningfully control the use of consumer products by future building users via mitigation. On this basis, it is concluded that Project operational-source VOC emissions cannot be definitively reduced below applicable SCQMD thresholds.

Additionally, it should be noted that the majority of the Project's NO_X and PM_{10} emissions are derived from vehicle usage. MMs AQ-2 through MM AQ-5 are designed to reduce the operational NO_X emissions but will not be sufficient enough to reduce the NO_X emissions to less than the significant impacts. Since neither the Project Applicant nor the City have regulatory authority to control tailpipe emissions, no feasible MMs exist that would reduce NO_X emissions to levels that are less-than-significant, thus NO_X emissions are considered significant and unavoidable.

TABLE 3-8: SUMMARY OF PEAK OPERATIONAL EMISSIONS

Source	Emissions (lbs/day)					
	VOC	NO_X	CO	SO_X	PM_{10}	$PM_{2.5}$
Summer						
Area Source	106.61	8.90E-03	0.97	7.00E-05	3.47E-03	3.47E-03
Energy Source	1.24	11.27	9.47	0.07	0.86	0.86
Mobile Source (Passenger Cars)	29.19	19.60	263.15	0.67	69.12	18.55
Mobile Sources (Trucks)	17.48	493.85	153.68	2.25	92.81	32.13
On-Site Equipment Sources	2.05	23.19	11.61	0.05	0.78	0.72
Total Maximum Daily Emissions	**156.56**	**547.92**	**438.87**	**3.03**	**163.58**	**52.26**
MDAQMD Regional Threshold	137	137	548	137	82	65
Threshold Exceeded?	**YES**	**YES**	**NO**	**NO**	**YES**	**NO**
Source	**Emissions (lbs/day)**					
	VOC	**NO_X**	**CO**	**SO_X**	**PM_{10}**	**$PM_{2.5}$**
Winter						
Area Source	106.61	8.90E-03	0.97	7.00E-05	3.47E-03	3.47E-03
Energy Source	1.24	11.27	9.47	0.07	0.86	0.86
Mobile Source (Passenger Cars)	25.69	20.32	213.62	0.60	69.12	18.55
Mobile Sources (Trucks)	17.21	519.49	153.30	2.25	92.82	32.13
On-Site Equipment Sources	2.05	23.19	11.61	0.05	0.78	0.72
Total Maximum Daily Emissions	**152.79**	**574.28**	**388.97**	**2.96**	**163.58**	**52.26**
MDAQMD Regional Threshold	137	137	548	137	82	65
Threshold Exceeded?	**YES**	**YES**	**NO**	**NO**	**YES**	**NO**

3.6 CO "HOT SPOT" ANALYSIS

As discussed below, the Project would not result in potentially adverse CO concentrations or "hot spots." Further, detailed modeling of Project-specific CO "hot spots" is not needed to reach this conclusion.

An adverse CO concentration, known as a "hot spot", would occur if an exceedance of the state one-hour standard of 20 ppm or the eight-hour standard of 9 ppm were to occur. At the time of the 1993 Handbook, the MDAB was designated nonattainment under the CAAQS and NAAQS for CO (23).

It has long been recognized that CO hotspots are caused by vehicular emissions, primarily when idling at congested intersections. In response, vehicle emissions standards have become increasingly stringent in the last twenty years. Currently, the allowable CO emissions standard in

California is a maximum of 3.4 grams/mile for passenger cars (there are requirements for certain vehicles that are more stringent). With the turnover of older vehicles, introduction of cleaner fuels, and implementation of increasingly sophisticated and efficient emissions control technologies, CO concentration in the MDAB is now designated as attainment.

To establish a more accurate record of baseline CO concentrations affecting the MDAB, a CO "hot spot" analysis was conducted in 2003 for four busy intersections in Los Angeles at the peak morning and afternoon time periods. This "hot spot" analysis did not predict any violation of CO standards, as shown on Table 3-9.

TABLE 3-9: CO MODEL RESULTS

Intersection Location	CO Concentrations (ppm)		
	Morning 1-hour	Afternoon 1-hour	8-hour
Wilshire Boulevard/Veteran Avenue	4.6	3.5	3.7
Sunset Boulevard/Highland Avenue	4	4.5	3.5
La Cienega Boulevard/Century Boulevard	3.7	3.1	5.2
Long Beach Boulevard/Imperial Highway	3	3.1	8.4

Source: 2003 AQMP, Appendix V: Modeling and Attainment Demonstrations
Notes: Federal 1-hour standard is 35 ppm and the deferral 8-hour standard is 9.0 ppm.

As identified within SCAQMD's 2003 AQMP and the 1992 Federal Attainment Plan for Carbon Monoxide (1992 CO Plan), peak CO concentrations in the MDAB were a result of unusual meteorological and topographical conditions and not a result of traffic volumes and congestion at a particular intersection. As evidence of this, for example, 9.3 ppm 8-hour CO concentration measured at the Long Beach Boulevard and Imperial Highway intersection (highest CO generating intersection within the "hot spot" analysis), only 0.7 ppm was attributable to the traffic volumes and congestion at this intersection; the remaining 8.6 ppm were due to the ambient air measurements at the time the 2003 AQMP was prepared (24).

Similar considerations are also employed by other Air Districts when evaluating potential CO concentration impacts. More specifically, the Bay Area Air Quality Management District (BAAQMD) concludes that under existing and future vehicle emission rates, a given project would have to increase traffic volumes at a single intersection by more than 44,000 vehicles per hour (vph) —or 24,000 vph where vertical and/or horizontal air does not mix—in order to generate a significant CO impact (25).

Traffic volumes generating the CO concentrations for the "hot spot" analysis is shown on Table 3-10. The busiest intersection evaluated was that at Wilshire Blvd. and Veteran Ave., which has a daily traffic volume of approximately 100,000 vehicles per day and AM/PM traffic volumes of 8,062 vph and 7,719 vph respectively (26). The 2003 AQMP estimated that the 1-hour concentration for this intersection was 4.6 ppm; this indicates that, should the daily traffic volume increase four times to 400,000 vehicles per day, CO concentrations (4.6 ppm x 4= 18.4

ppm) would still not likely exceed the most stringent 1-hour CO standard (20.0 ppm).[9] As shown on Exhibit 7-1 of the TIA, the highest average daily trips on a segment of road would be 61,500 daily trips on Interstate 15 Northbound Ramps and Main Street, which is lower than the highest daily traffic volumes at Wilshire Blvd. and Veteran Ave. of 100,000 vehicles per day (22). Additionally, the 2003 AQMP determined that the highest traffic volumes on a segment of road is 8,674 vph on La Cienega Boulevard and Century Boulevard. As shown on Table 3-11 the highest trips on a segment of road for the Project is 8,772 vph on US Highway 395 & Phelan Road and Main Street. As such, Project-related traffic volumes are less than the traffic volumes identified in the 2003 AQMP. The proposed Project considered herein would not produce the volume of traffic required to generate a CO "hot spot" either in the context of the 2003 Los Angeles hot spot study or based on representative BAAQMD CO threshold considerations. Therefore, CO "hot spots" are not an environmental impact of concern for the proposed Project. Localized air quality impacts related to mobile-source emissions would therefore be less than significant.

TABLE 3-10: TRAFFIC VOLUMES

Intersection Location	Peak Traffic Volumes (vph)				
	Eastbound (AM/PM)	Westbound (AM/PM)	Southbound (AM/PM)	Northbound (AM/PM)	Total (AM/PM)
Wilshire Boulevard/Veteran Avenue	4,954/2,069	1,830/3,317	721/1,400	560/933	8,062/7,719
Sunset Boulevard/Highland Avenue	1,417/1,764	1,342/1,540	2,304/1,832	1,551/2,238	6,614/5,374
La Cienega Boulevard/Century Boulevard	2,540/2,243	1,890/2,728	1,384/2,029	821/1,674	6,634/8,674
Long Beach Boulevard/Imperial Highway	1,217/2,020	1,760/1,400	479/944	756/1,150	4,212/5,514

Source: 2003 AQMP

TABLE 3-11: PROJECT PEAK TRAFFIC VOLUMES

Intersection Location	Peak Traffic Volumes (vph)				
	Northbound (AM/PM)	Southbound (AM/PM)	Eastbound (AM/PM)	Westbound (AM/PM)	Total (AM/PM)
US Highway 395 & Phelan Road/ Main Street	1,834/3,106	2,739/2,451	1,351/1,708	1,877/1,508	7,801/8,772
Key Point Avenue/ Main Street	141/466	585/416	1,445/2,331	2,538/2,649	4,708/5,862
I-15 Northbound Ramps/ Main Street	1,180/1,518	0/0	1,425/2,508	2,497/2,424	5,103/6,450
Mariposa Road/ Main Street	209/421	360/530	1,972/3,462	2,250/2,211	4,791/6,624

Source: *Hesperia West Traffic Impact Analysis* (Urban Crossroads, Inc.)

[9] Based on the ratio of the CO standard (20.0 ppm) and the modeled value (4.6 ppm).

3.7 AQMP

The Federal Particulate Matter Attainment Plan and Ozone Attainment Plan for the Mojave Desert set forth a comprehensive set of programs that will lead the MDAB into compliance with federal and state air quality standards. The control measures and related emission reduction estimates within the Federal Particulate Matter Attainment Plan and Ozone Attainment Plan are based upon emissions projections for a future development scenario derived from land use, population, and employment characteristics defined in consultation with local governments. Accordingly, conformance with these attainment plans for development projects is determined by demonstrating compliance the indicators discussed below:

3.7.1 CONSISTENCY CRITERION NO. 1

Local land use plans and/or population projections

The Project site is located within the Main Street and Freeway Corridor Specific Plan and is designated for Commercial/Industrial Business Park (CIBP) uses. The CIBP designation is intended to provide for service commercial, light industrial, light manufacturing, and industrial support uses, mainly conducted in enclosed buildings, which will produce only a small environmental impact, such as noise, vibration, air pollution, glare or waste disposal (27). The Project Applicant proposes land uses that are consistent with development anticipated under the site's existing General Plan designation. The Project would therefore conform to local land use plans.

3.7.4 CONSISTENCY CRITERION NO. 2

All MDAQMD Rules and Regulations

The Project would be required to comply with all applicable MDAQMD Rules and Regulations, including, but not limited to Rules 401 (Visibile Emissions), 402 (Nuisance), and 403 (Fugitive Dust). As previously stated in Section ES.2 of this AQIA, the Project would implement BCAM AQ-1 (MDAQMD Rule 1113 for flat coatings).

3.7.3 CONSISTENCY CRITERION NO. 3

Demonstrating that the project will not increase the frequency or severity of a violation in the federal or state ambient air quality standards

As substantiated herein, Project construction-source emissions would not exceed applicable MDAQMD regional thresholds after implementation of MM AQ-1. However, as presented in the preceding analysis, Project operational-source air pollutant emissions would result in exceedances of regional thresholds for emissions of VOC, NO_X, and PM_{10}. As previously stated, the majority of VOC emissions are derived from consumer products. For analytical purposes, consumer products include cleaning supplies, aerosols, and other consumer products (3). As such, the Project Applicant cannot meaningfully control the use of consumer products by future building users via mitigation. On this basis, it is concluded that Project operational-source VOC emissions cannot be definitively reduced below applicable SCQMD thresholds.

Additionally, it should be noted that the majority of the Project's NO_X and PM_{10} emissions are derived from vehicle usage. Since neither the Project Applicant nor the City of Hesperia have regulatory authority to control tailpipe emissions, no feasible MMs exist that would reduce these emissions to levels that are less-than-significant.

As such, VOC, NO_X, and PM_{10}emissions are considered significant and unavoidable and the Project would have the potential to increase the frequency or severity of a violation in the federal or state ambient air quality for on-going project operations.

AQMP CONSISTENCY CONCLUSION

The Project would conform to local land use plans. The Project would comply with all applicable all MDAQMD Rules and Regulations. Project operational-source emissions have the potential to increase the frequency or severity of a violation in the federal or state ambient air quality standards. On this basis, the Project is considered to potentially conflict with the Federal Particulate Matter Attainment Plan and Ozone Attainment Plan for the Mojave Desert. The potential for the Project to conflict with an applicable AQMP is therefore considered significant and unavoidable.

3.8 POTENTIAL IMPACTS TO SENSITIVE RECEPTORS

As per the MDAQMD's *Guidelines*, the following project types located within a specified distance to an existing or planned sensitive receptor land use must be evaluated to determine exposure of substantial pollutant concentrations to sensitive receptors (19):

- Any industrial project within 1,000 feet;
- A distribution center (40 or more trucks per day) within 1,000 feet;
- A major transportation project (50,000 or more vehicles per day) within 1,000 feet;
- A dry cleaner using perchloroethylene within 500 feet;
- A gasoline dispensing facility within 300 feet.

As the proposed Project consists of 2,361,648 sf of High-Cube Fulfillment Center use and 1,383,781 sf of General Light Industrial use, the potential impact of Project-generated air pollutant emissions at sensitive receptors has also been considered. Sensitive receptors can include uses such as long-term health care facilities, rehabilitation centers, and retirement homes. Residences, schools, playgrounds, childcare centers, and athletic facilities can also be considered as sensitive receptors.

Receptors in the Project study area are described below and shown on Exhibit 3-A. Consistent with the *Hesperia Commerce Center II Noise Impact Analysis,* prepared by Urban Crossroads, Inc., all distances are measured from the Project sites boundary to the outdoor living areas (e.g., backyards) or at the building façade, whichever is closer to the Project sites. The selection of receptor locations is based on Federal Highway Administration (FHWA) guidelines and is consistent with additional guidance provided by Caltrans and the Federal Transit Administration (FTA) (28). Distance is measured in a straight line from the project boundary to each receptor location.

R1: Location R1 represents the existing residence at 10120 Fremontia Road, approximately 662 feet northwest of the Project site. Since there are no private outdoor living areas (backyards) facing the Project site, receptor R1 is placed at the residential building façade.

R2: Location R2 represents the sensitive residence at 10368 US-395 approximately 2,010 feet northeast of the Project site. Since there are no private outdoor living areas (backyards) facing the Project site, receptor R2 is placed at the residential building façade.

R3: Location R3 represents the existing West Main Villas apartments at 9800 Mesa Linda Street, approximately 2,165 feet southeast of the Project site. Since there are no private outdoor living areas (backyards) facing the Project site, receptor R3 is placed at the residential building façade.

R4: Location R4 represents the sensitive residence at 11345 Phelan Road, approximately 217 feet south of the Project site. Since there are no private outdoor living areas (backyards) facing the Project site, receptor R4 is placed at the residential building façade.

R5: Location R5 represents the sensitive residence at 9883 Monta Vista, approximately 745 feet west of the Project site. R5 is placed at the private outdoor living area (backyard) facing the Project site.

R6: Location R6 represents the sensitive residence at 9993 Monta Vista, approximately 1,226 feet west of the Project site. R5 is placed at the private outdoor living area (backyard) facing the Project site.

Based on Exhibit 3-A, and as described above, the nearest sensitive receptor is a residence at 11345 Phelan Road, approximately 217 feet south of the Project site.

The Project would have a significant impact if it results in a maximum incremental cancer risk from emission of diesel particulate matter of ≥ 10 in one million and/or a chronic & acute hazard index that is ≥1.0.

For purposes of this evaluation, a Health Risk Assessment (HRA) has been prepared by Urban Crossroads, Inc. under a separate cover. The results of the *Hesperia Commerce Center II Mobile Source Health Risk Assessment* (Urban Crossroads, Inc.) indicate that the Project would not result in any significant health risk impacts from exposure to TACs resulting from the Project (29).

EXHIBIT 3-A: SENSITIVE RECEPTOR LOCATIONS

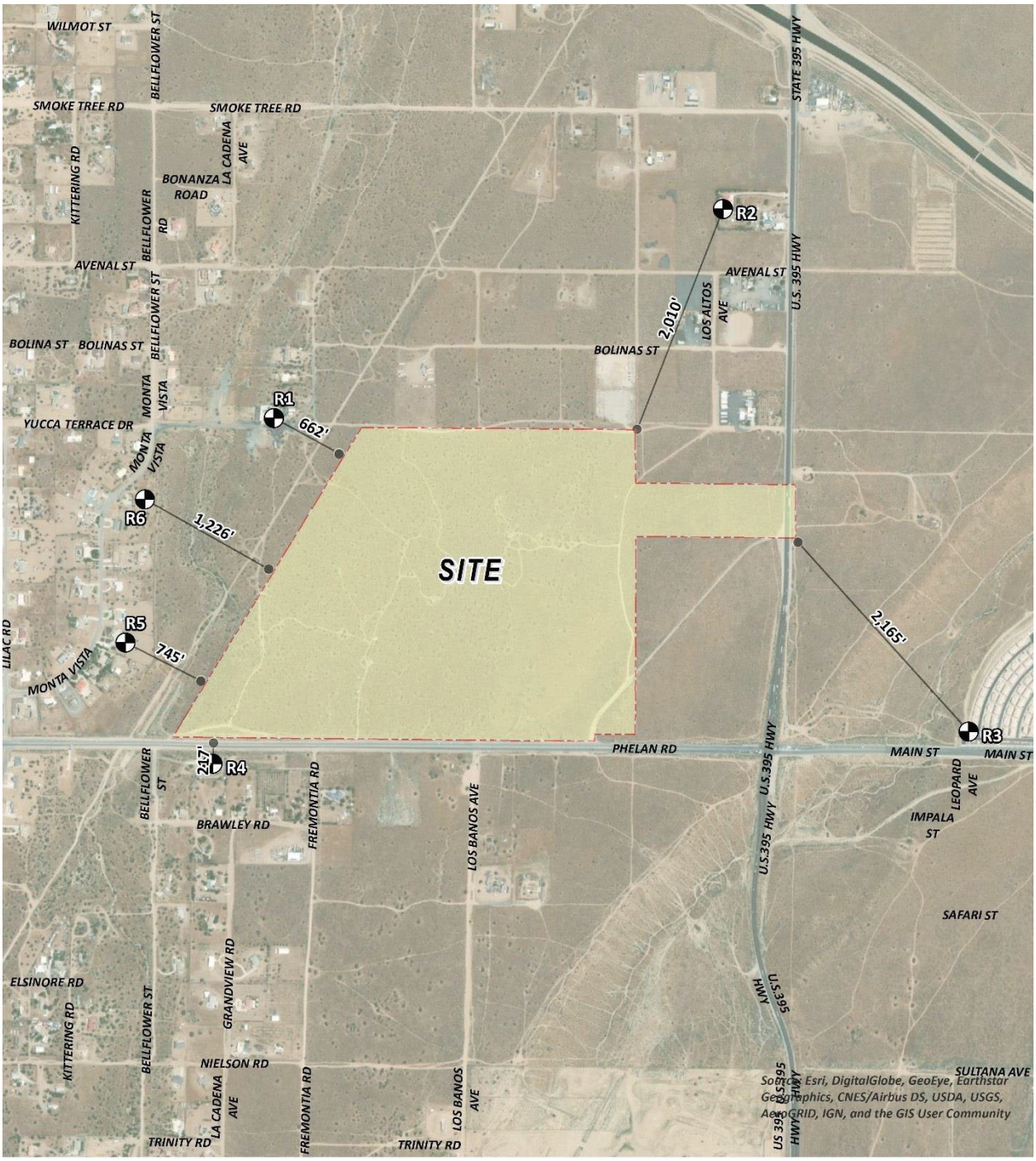

LEGEND:

- Receptor Locations
- Distance from receptor to Project site boundary (in feet)

3.9 ODORS

The potential for the Project to generate objectionable odors has also been considered. Land uses generally associated with odor complaints include:

- Agricultural uses (livestock and farming)
- Wastewater treatment plants
- Food processing plants
- Chemical plants
- Composting operations
- Refineries
- Landfills
- Dairies
- Fiberglass molding facilities

The Project does not propose or require land uses that would be substantive sources of objectionable odors. Potential temporary and intermittent odors may result from construction equipment exhaust, the application of asphalt and architectural coatings, Temporary and intermittent construction-source emissions are controlled through existing requirements and industry Best Management Practices (BMPs) addressing proper storage of and application construction materials.

Over the life of the Project, odors may result from storage of municipal solid waste pending its transport to area landfills. . Project-generated refuse would be stored in covered containers and removed at regular intervals in compliance with the City of Hesperia's solid waste regulations.

The proposed Project would also be required to comply with MDAQMD Rule 402. Rule 402 provides that "[a] person shall not discharge from any source whatsoever such quantities of air contaminants or other material which cause injury, detriment, nuisance or annoyance to any considerable number of persons or to the public, or which endanger the comfort, repose, health or safety of any such persons or the public, or which cause, or have a natural tendency to cause, injury or damage to business or property." (30). Based on the preceding, the potential for the Project to create objectionable odors affecting a substantial number of people is considered less-than-significant.

3.10 CUMULATIVE IMPACTS

The MDAQMD relies on the SCAQMD guidance for determining cumulative impacts. The SCAQMD has recognized that there is typically insufficient information to quantitatively evaluate the cumulative contributions of multiple projects because each project applicant has no control over nearby projects.

The SCAQMD published a report on how to address cumulative impacts from air pollution: *White Paper on Potential Control Strategies to Address Cumulative Impacts from Air Pollution* (31). In this report the SCAQMD clearly states (Page D-3):

> *"…the AQMD uses the same significance thresholds for project specific and cumulative impacts for all environmental topics analyzed in an Environmental Assessment or EIR. The only case where the significance thresholds for project specific and cumulative impacts differ is the Hazard Index (HI) significance threshold for toxic air contaminant (TAC) emissions. The project specific (project increment) significance threshold is HI > 1.0 while the cumulative (facility-wide) is HI > 3.0. It should be noted that the HI is only one of three TAC emission significance thresholds considered (when applicable) in a CEQA analysis. The other two are the maximum individual cancer risk (MICR) and the cancer burden, both of which use the same significance thresholds (MICR of 10 in 1 million and cancer burden of 0.5) for project specific and cumulative impacts.*
>
> *Projects that exceed the project-specific significance thresholds are considered by the SCAQMD to be cumulatively considerable. This is the reason project-specific and cumulative significance thresholds are the same. Conversely, projects that do not exceed the project-specific thresholds are generally not considered to be cumulatively significant."*

Individual projects that do not generate operational or construction emissions that exceed the MDAQMD's recommended daily thresholds for project-specific impacts would also not cause a cumulatively considerable increase in emissions for those pollutants for which the MDAB is in nonattainment, and, therefore, would not be considered to have a significant, adverse air quality impact. As previously noted, the Project construction-source would not exceed applicable MDAQMD regional thresholds. However, as presented in the preceding analysis, Project operational-source air pollutant emissions would result in exceedances of regional thresholds for emissions of VOC, NO_X, and PM_{10}. As previously stated, the majority of VOC emissions are derived from consumer products. For analytical purposes, consumer products include cleaning supplies, aerosols, and other consumer products (3). As such, the Project Applicant cannot meaningfully control the use of consumer products by future building users via mitigation. On this basis, it is concluded that Project operational-source VOC emissions cannot be definitively reduced below applicable SCQMD thresholds.

Additionally, it should be noted that the majority of the Project's NO_X and PM_{10} emissions are derived from vehicle usage. Since neither the Project Applicant nor the City of Hesperia have regulatory authority to control tailpipe emissions, no feasible MMs exist that would reduce these emissions to levels that are less-than-significant. As such, Project operational-source VOC, NO_X, and PM_{10} emissions exceedances of applicable MDAQMD regional thresholds are considered significant and unavoidable.

This page intentionally left blank

4 REFERENCES

1. **Association of Environmental Professionals.** *2019 CEQA California Environmental Quality Act.* 2019.
2. **Mojave Air Quality Management District.** Rule 1113 Architectural Coatings. [Online] http://mdaqmd.ca.gov/home/showdocument?id=418.
3. **California Air Pollution Control Officers Association (CAPCOA).** Appendix A: Calculation Details for CalEEMod. *CalEEMod.* [Online] October 2017. http://www.aqmd.gov/docs/default-source/caleemod/02_appendix-a2016-3-2.pdf?sfvrsn=6.
4. **South Coast Air Quality Management District.** *Guidance Document for Addressing Air Quality Issues in General Plans and Local Planning.* 2005.
5. **California Air Resources Board.** Ambient Air Quality Standards (AAQS). [Online] 2016. http://www.arb.ca.gov/research/aaqs/aaqs2.pdf.
6. **United State Environmental Protection Agency.** Frequent Questions about General Conformity . *EPA.* [Online] https://www.epa.gov/general-conformity/frequent-questions-about-general-conformity#8.
7. **Mojave Desert Air Quality Management District.** Ambient Air Monitoring. *Mojave Desert Air Quality Management District.* [Online] [Cited: May 8, 2019.] http://mdaqmd.ca.gov/air-quality/monitoring-info.
8. **Air Resources Board.** State and National Ambient Air Quality Standards. [Online] https://www.arb.ca.gov/regact/2019/stateareadesignations/appc.pdf?_ga=2.169398369.1537615702.1554741141-1192937971.1505156621.
9. —. iAdam: Air Quality Data Statistics. *California Air Resources Board.* [Online] https://arb.ca.gov/adam.
10. **California Air Resources Board.** iAir Quality Data (PST) Query Tool. *AQMIS.* [Online] https://www.arb.ca.gov/aqmis2/aqdselect.php?tab=specialrpt.
11. **Environmental Protection Agency.** National Ambient Air Quality Standards (NAAQS). [Online] 1990. https://www.epa.gov/environmental-topics/air-topics.
12. —. Air Pollution and the Clean Air Act. [Online] http://www.epa.gov/air/caa/.
13. **United States Environmental Protection Agency.** 1990 Clean Air Act Amendment Summary: Title I. [Online] https://www.epa.gov/clean-air-act-overview/1990-clean-air-act-amendment-summary-title-i.
14. —. 1990 Clean Air Act Amendment Summary: Title II. [Online] https://www.epa.gov/clean-air-act-overview/1990-clean-air-act-amendment-summary-title-ii.
15. **Air Resources Board.** California Ambient Air Quality Standards (CAAQS). [Online] 2009. [Cited: April 16, 2018.] http://www.arb.ca.gov/research/aaqs/caaqs/caaqs.htm.
16. **The California Energy Commission.** 2019 Building Energy Efficiency Standards . *California Energy Commission.* [Online] 2018. https://www.energy.ca.gov/title24/2019standards/documents/2018_Title_24_2019_Building_Standards_FAQ.pdf.
17. **Department of General Services.** Building Standards Commission. *CALGreen.* [Online] https://codes.iccsafe.org/content/chapter/15778/.
18. **California Air Resources Board.** Western Mojave Desert Air Quality Management Plans. [Online] https://www.arb.ca.gov/planning/sip/planarea/mojavesedsip.htm.

19. **Mojave Desert Air Quality Management District.** California Environmental Quality Act (CEQA) and Federal Conformity Guidelines. [Online] August 2016. http://mdaqmd.ca.gov/home/showdocument?id=538.
20. **South Coast Air Quality Management District.** California Emissions Estimator Model. [Online] 2016. http://www.caleemod.com/.
21. **California Department of Transportation.** EMFAC Software. [Online] http://www.dot.ca.gov/hq/env/air/pages/emfac.htm.
22. **Urban Crossroads, Inc.** *Hesperia Commerce Center II Traffic Impact Analysis .* 2020.
23. **South Coast Air Quality Management District.** 2003 Air Quality Management Plan. [Online] 2003. http://www.aqmd.gov/docs/default-source/clean-air-plans/air-quality-management-plans/2003-air-quality-management-plan/2003-aqmp-appendix-v.pdf.
24. —. Final 2003 AQMP Appendix V: Modeling and Attainment Demonstrations. [Online] 2003. http://www.aqmd.gov/docs/default-source/clean-air-plans/air-quality-management-plans/2003-air-quality-management-plan/2003-aqmp-appendix-v.pdf.
25. **Bay Area Air Quality Management District.** [Online] http://www.baaqmd.gov/.
26. **South Coast Air Quality Management District.** 2003 Air Quality Management Plan. [Online] 2003. https://www.aqmd.gov/home/air-quality/clean-air-plans/air-quality-mgt-plan/2003-aqmp.
27. **City of Hesperia.** *Hesperia Main Street and Freeway Corrido Specific Plan.* 2020.
28. **Urban Crossroads, Inc.** *Hesperia Commerce Center II Noise Impact Analysis.* 2020.
29. —. *Hesperia Commerce Center II Mobile Source Health Risk Assessment.* 2020.
30. **Mojave Desert Air Quality Management District.** Rule 402 Nuisance. [Online] May 7, 1976. http://mdaqmd.ca.gov/home/showdocument?id=290.
31. **Goss, Tracy A and Kroeger, Amy.** White Paper on Potential Control Strategies to Address Cumulative Impacts from Air Pollution. [Online] South Coast Air Quality Management District, 2003. http://www.aqmd.gov/rules/ciwg/final_white_paper.pdf.

This page intentionally left blank

5 CERTIFICATIONS

The contents of this air study report represent an accurate depiction of the environmental impacts associated with the proposed Hesperia Commerce Center II Project. The information contained in this air quality impact assessment report is based on the best available data at the time of preparation. If you have any questions, please contact me directly at (949) 336-5987.

Haseeb Qureshi
Associate Principal
URBAN CROSSROADS, INC.
260 E. Baker Street, Suite 200
Costa Mesa, CA 92626
(949) 336-5987
hqureshi@urbanxroads.com

EDUCATION

Master of Science in Environmental Studies
California State University, Fullerton • May 2010

Bachelor of Arts in Environmental Analysis and Design
University of California, Irvine • June 2006

PROFESSIONAL AFFILIATIONS

AEP – Association of Environmental Planners
AWMA – Air and Waste Management Association
ASTM – American Society for Testing and Materials

PROFESSIONAL CERTIFICATIONS

Planned Communities and Urban Infill – Urban Land Institute • June 2011
Indoor Air Quality and Industrial Hygiene – EMSL Analytical • April 2008
Principles of Ambient Air Monitoring – California Air Resources Board • August 2007
AB2588 Regulatory Standards – Trinity Consultants • November 2006
Air Dispersion Modeling – Lakes Environmental • June 2006

This page intentionally left blank

APPENDIX 2.1:

STATE/FEDERAL ATTAINMENT STATUS OF CRITERIA POLLUTANTS

APPENDIX C

MAPS AND TABLES OF AREA DESIGNATIONS FOR STATE AND NATIONAL AMBIENT AIR QUALITY STANDARDS

[This page intentionally left blank]

APPENDIX C

MAPS AND TABLES OF AREA DESIGNATIONS FOR STATE AND NATIONAL AMBIENT AIR QUALITY STANDARDS

This attachment fulfills the requirement of Health and Safety Code section 40718 for CARB to publish maps that identify areas where one or more violations of any State ambient air quality standard (State standard) or national ambient air quality standard (national standard) have been measured. The national standards are those promulgated under section 109 of the federal Clean Air Act (42 U.S.C. 7409).

This attachment is divided into three parts. The first part comprises a table showing the levels, averaging times, and measurement methods for each of the State and national standards. This is followed by a section containing maps and tables showing the area designations for each pollutant for which there is a State standard in the California Code of Regulations, title 17, section 70200. The last section contains maps and tables showing the most current area designations for the national standards.

Ambient Air Quality Standards

(Updated 5/4/16)

Pollutant	Averaging Time	California Standards [1]		National Standards [2]		
		Concentration [3]	Method [4]	Primary [3,5]	Secondary [3,6]	Method [7]
Ozone (O_3)[8]	1 Hour	0.09 ppm (180 µg/m³)	Ultraviolet Photometry	—	Same as Primary Standard	Ultraviolet Photometry
	8 Hour	0.070 ppm (137 µg/m³)		0.070 ppm (137 µg/m³)		
Respirable Particulate Matter (PM10)[9]	24 Hour	50 µg/m³	Gravimetric or Beta Attenuation	150 µg/m³	Same as Primary Standard	Inertial Separation and Gravimetric Analysis
	Annual Arithmetic Mean	20 µg/m³		—		
Fine Particulate Matter (PM2.5)[9]	24 Hour	—	—	35 µg/m³	Same as Primary Standard	Inertial Separation and Gravimetric Analysis
	Annual Arithmetic Mean	12 µg/m³	Gravimetric or Beta Attenuation	12.0 µg/m³	15 µg/m³	
Carbon Monoxide (CO)	1 Hour	20 ppm (23 mg/m³)	Non-Dispersive Infrared Photometry (NDIR)	35 ppm (40 mg/m³)	—	Non-Dispersive Infrared Photometry (NDIR)
	8 Hour	9.0 ppm (10 mg/m³)		9 ppm (10 mg/m³)	—	
	8 Hour (Lake Tahoe)	6 ppm (7 mg/m³)		—	—	
Nitrogen Dioxide (NO_2)[10]	1 Hour	0.18 ppm (339 µg/m³)	Gas Phase Chemiluminescence	100 ppb (188 µg/m³)	—	Gas Phase Chemiluminescence
	Annual Arithmetic Mean	0.030 ppm (57 µg/m³)		0.053 ppm (100 µg/m³)	Same as Primary Standard	
Sulfur Dioxide (SO_2)[11]	1 Hour	0.25 ppm (655 µg/m³)	Ultraviolet Fluorescence	75 ppb (196 µg/m³)	—	Ultraviolet Flourescence; Spectrophotometry (Pararosaniline Method)
	3 Hour	—		—	0.5 ppm (1300 µg/m³)	
	24 Hour	0.04 ppm (105 µg/m³)		0.14 ppm (for certain areas)[11]	—	
	Annual Arithmetic Mean	—		0.030 ppm (for certain areas)[11]	—	
Lead[12,13]	30 Day Average	1.5 µg/m³	Atomic Absorption	—	—	High Volume Sampler and Atomic Absorption
	Calendar Quarter	—		1.5 µg/m³ (for certain areas)[12]	Same as Primary Standard	
	Rolling 3-Month Average	—		0.15 µg/m³		
Visibility Reducing Particles[14]	8 Hour	See footnote 14	Beta Attenuation and Transmittance through Filter Tape	No National Standards		
Sulfates	24 Hour	25 µg/m³	Ion Chromatography			
Hydrogen Sulfide	1 Hour	0.03 ppm (42 µg/m³)	Ultraviolet Fluorescence			
Vinyl Chloride[12]	24 Hour	0.01 ppm (26 µg/m³)	Gas Chromatography			

See footnotes on next page ...

1. California standards for ozone, carbon monoxide (except 8-hour Lake Tahoe), sulfur dioxide (1- and 24-hour), nitrogen dioxide, and particulate matter (PM10, PM2.5, and visibility reducing particles), are values that are not to be exceeded. All others are not to be equaled or exceeded. California ambient air quality standards are listed in the Table of Standards in Section 70200 of Title 17 of the California Code of Regulations.

2. National standards (other than ozone, particulate matter, and those based on annual arithmetic mean) are not to be exceeded more than once a year. The ozone standard is attained when the fourth highest 8-hour concentration measured at each site in a year, averaged over three years, is equal to or less than the standard. For PM10, the 24-hour standard is attained when the expected number of days per calendar year with a 24-hour average concentration above 150 $\mu g/m^3$ is equal to or less than one. For PM2.5, the 24-hour standard is attained when 98 percent of the daily concentrations, averaged over three years, are equal to or less than the standard. Contact the U.S. EPA for further clarification and current national policies.

3. Concentration expressed first in units in which it was promulgated. Equivalent units given in parentheses are based upon a reference temperature of 25°C and a reference pressure of 760 torr. Most measurements of air quality are to be corrected to a reference temperature of 25°C and a reference pressure of 760 torr; ppm in this table refers to ppm by volume, or micromoles of pollutant per mole of gas.

4. Any equivalent measurement method which can be shown to the satisfaction of the CARB to give equivalent results at or near the level of the air quality standard may be used.

5. National Primary Standards: The levels of air quality necessary, with an adequate margin of safety to protect the public health.

6. National Secondary Standards: The levels of air quality necessary to protect the public welfare from any known or anticipated adverse effects of a pollutant.

7. Reference method as described by the U.S. EPA. An “equivalent method” of measurement may be used but must have a “consistent relationship to the reference method” and must be approved by the U.S. EPA.

8. On October 1, 2015, the national 8-hour ozone primary and secondary standards were lowered from 0.075 to 0.070 ppm.

9. On December 14, 2012, the national annual PM2.5 primary standard was lowered from 15 $\mu g/m^3$ to 12.0 $\mu g/m^3$. The existing national 24-hour PM2.5 standards (primary and secondary) were retained at 35 $\mu g/m^3$, as was the annual secondary standard of 15 $\mu g/m^3$. The existing 24-hour PM10 standards (primary and secondary) of 150 $\mu g/m^3$ also were retained. The form of the annual primary and secondary standards is the annual mean, averaged over 3 years.

10. To attain the 1-hour national standard, the 3-year average of the annual 98th percentile of the 1-hour daily maximum concentrations at each site must not exceed 100 ppb. Note that the national 1-hour standard is in units of parts per billion (ppb). California standards are in units of parts per million (ppm). To directly compare the national 1-hour standard to the California standards the units can be converted from ppb to ppm. In this case, the national standard of 100 ppb is identical to 0.100 ppm.

11. On June 2, 2010, a new 1-hour SO_2 standard was established and the existing 24-hour and annual primary standards were revoked. To attain the 1-hour national standard, the 3-year average of the annual 99th percentile of the 1-hour daily maximum concentrations at each site must not exceed 75 ppb. The 1971 SO_2 national standards (24-hour and annual) remain in effect until one year after an area is designated for the 2010 standard, except that in areas designated nonattainment for the 1971 standards, the 1971 standards remain in effect until implementation plans to attain or maintain the 2010 standards are approved.

    Note that the 1-hour national standard is in units of parts per billion (ppb). California standards are in units of parts per million (ppm). To directly compare the 1-hour national standard to the California standard the units can be converted to ppm. In this case, the national standard of 75 ppb is identical to 0.075 ppm.

12. The CARB has identified lead and vinyl chloride as 'toxic air contaminants' with no threshold level of exposure for adverse health effects determined. These actions allow for the implementation of control measures at levels below the ambient concentrations specified for these pollutants.

13. The national standard for lead was revised on October 15, 2008 to a rolling 3-month average. The 1978 lead standard (1.5 $\mu g/m^3$ as a quarterly average) remains in effect until one year after an area is designated for the 2008 standard, except that in areas designated nonattainment for the 1978 standard, the 1978 standard remains in effect until implementation plans to attain or maintain the 2008 standard are approved.

14. In 1989, the CARB converted both the general statewide 10-mile visibility standard and the Lake Tahoe 30-mile visibility standard to instrumental equivalents, which are "extinction of 0.23 per kilometer" and "extinction of 0.07 per kilometer" for the statewide and Lake Tahoe Air Basin standards, respectively.

[This page intentionally left blank]

Area Designations for the State Ambient Air Quality Standards

The following maps and tables show the area designations for each pollutant with a State standard set forth in the California Code of Regulations, title 17, section 60200. Each area is identified as attainment, nonattainment, nonattainment-transitional, or unclassified for each pollutant, as shown below:

Attainment	A
Nonattainment	N
Nonattainment-Transitional	NA-T
Unclassified	U

In general, CARB designates areas by air basin for pollutants with a regional impact and by county for pollutants with a more local impact. However, when there are areas within an air basin or county with distinctly different air quality deriving from sources and conditions not affecting the entire air basin or county, CARB may designate a smaller area. Generally, when boundaries of the designated area differ from the air basin or county boundaries, the description of the specific area is referenced at the bottom of the summary table.

FIGURE 1

Source Date:
October 2018
Air Quality Planning and Science Division

TABLE 1

California Ambient Air Quality Standards
Area Designations for Ozone [1]

	N	NA-T	U	A		N	NA-T	U	A
GREAT BASIN VALLEYS AIR BASIN					NORTHEAST PLATEAU AIR BASIN				X
Alpine County			X		SACRAMENTO VALLEY AIR BASIN				
Inyo County	X				Colusa and Glenn Counties				X
Mono County	X				Sutter/Yuba Counties				
LAKE COUNTY AIR BASIN				X	Sutter Buttes	X			
LAKE TAHOE AIR BASIN				X	Remainder of Sutter County				X
MOJAVE DESERT AIR BASIN	X				Yuba County				X
MOUNTAIN COUNTIES AIR BASIN					Yolo/Solano Counties		X		
Amador County	X				Remainder of Air Basin	X			
Calaveras County	X				SALTON SEA AIR BASIN	X			
El Dorado County (portion)	X				SAN DIEGO AIR BASIN	X			
Mariposa County	X				SAN FRANCISCO BAY AREA AIR BASIN	X			
Nevada County	X				SAN JOAQUIN VALLEY AIR BASIN	X			
Placer County (portion)	X				SOUTH CENTRAL COAST AIR BASIN				
Plumas County			X		San Luis Obispo County	X			
Sierra County			X		Santa Barbara County		X		
Tuolumne County	X				Ventura County	X			
NORTH CENTRAL COAST AIR BASIN		X			SOUTH COAST AIR BASIN	X			
NORTH COAST AIR BASIN				X					

(1) AB 3048 (Olberg) and AB 2525 (Miller) signed into law in 1996, made changes to Health and Safety Code, section 40925.5. One of the changes allows nonattainment districts to become nonattainment-transitional for ozone by operation of law.

FIGURE 2

Source Date:
October 2018
Air Quality Planning and Science Division

TABLE 2

California Ambient Air Quality Standards
Area Designation for Suspended Particulate Matter (PM10)

	N	U	A		N	U	A
GREAT BASIN VALLEYS AIR BASIN	X			NORTH CENTRAL COAST AIR BASIN	X		
LAKE COUNTY AIR BASIN			X	NORTH COAST AIR BASIN			
LAKE TAHOE AIR BASIN	X			Del Norte, Sonoma (portion) and Trinity Counties			X
MOJAVE DESERT AIR BASIN	X			Remainder of Air Basin	X		
MOUNTAIN COUNTIES AIR BASIN				NORTHEAST PLATEAU AIR BASIN			
Amador County		X		Siskiyou County			X
Calaveras County	X			Remainder of Air Basin		X	
El Dorado County (portion)	X			SACRAMENTO VALLEY AIR BASIN			
Mariposa County				Shasta County			X
- Yosemite National Park	X			Remainder of Air Basin	X		
- Remainder of County		X		SALTON SEA AIR BASIN	X		
Nevada County	X			SAN DIEGO AIR BASIN	X		
Placer County (portion)	X			SAN FRANCISCO BAY AREA AIR BASIN	X		
Plumas County	X			SAN JOAQUIN VALLEY AIR BASIN	X		
Sierra County	X			SOUTH CENTRAL COAST AIR BASIN	X		
Tuolumne County		X		SOUTH COAST AIR BASIN	X		

FIGURE 3

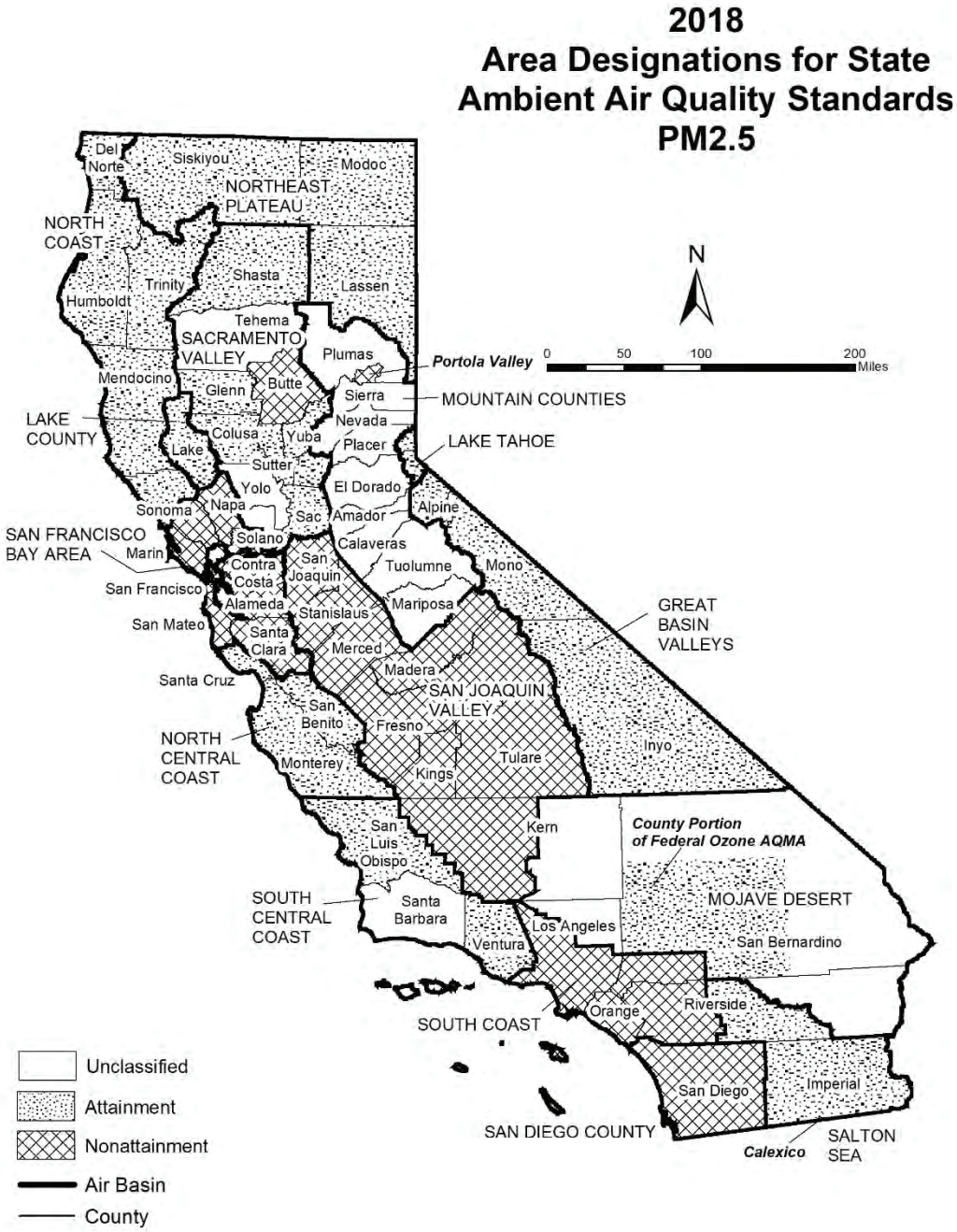

Source Date:
October 2018
Air Quality Planning and Science Division

TABLE 3

California Ambient Air Quality Standards
Area Designations for Fine Particulate Matter (PM2.5)

	N	U	A		N	U	A
GREAT BASIN VALLEYS AIR BASIN			X	SALTON SEA AIR BASIN			
LAKE COUNTY AIR BASIN			X	Imperial County			
LAKE TAHOE AIR BASIN			X	- City of Calexico (3)	X		
MOJAVE DESERT AIR BASIN				Remainder of Air Basin			X
San Bernardino County				SAN DIEGO AIR BASIN	X		
- County portion of federal Southeast Desert Modified AQMA for Ozone (1)			X	SAN FRANCISCO BAY AREA AIR BASIN	X		
				SAN JOAQUIN VALLEY AIR BASIN	X		
Remainder of Air Basin		X		SOUTH CENTRAL COAST AIR BASIN			
MOUNTAIN COUNTIES AIR BASIN				San Luis Obispo County			X
Plumas County				Santa Barbara County		X	
- Portola Valley (2)	X			Ventura County			X
Remainder of Air Basin		X		SOUTH COAST AIR BASIN	X		
NORTH CENTRAL COAST AIR BASIN			X				
NORTH COAST AIR BASIN			X				
NORTHEAST PLATEAU AIR BASIN			X				
SACRAMENTO VALLEY AIR BASIN							
Butte County	X						
Colusa County			X				
Glenn County			X				
Placer County (portion)			X				
Sacramento County			X				
Shasta County			X				
Sutter and Yuba Counties			X				
Remainder of Air Basin		X					

(1) California Code of Regulations, title 17, section 60200(b)

(2) California Code of Regulations, title 17, section 60200(c)

(3) California Code of Regulations, title 17, section 60200(a)

FIGURE 4

Source Date:
October 2018
Air Quality Planning and Science Division

TABLE 4

California Ambient Air Quality Standards
Area Designation for Carbon Monoxide*

	N	NA-T	U	A		N	NA-T	U	A
GREAT BASIN VALLEYS AIR BASIN					SACRAMENTO VALLEY AIR BASIN				
Alpine County			X		Butte County				X
Inyo County				X	Colusa County			X	
Mono County				X	Glenn County			X	
LAKE COUNTY AIR BASIN				X	Placer County (portion)				X
LAKE TAHOE AIR BASIN				X	Sacramento County				X
MOJAVE DESERT AIR BASIN					Shasta County			X	
Kern County (portion)			X		Solano County (portion)				X
Los Angeles County (portion)				X	Sutter County				X
Riverside County (portion)			X		Tehama County			X	
San Bernardino County (portion)				X	Yolo County				X
MOUNTAIN COUNTIES AIR BASIN					Yuba County			X	
Amador County			X		SALTON SEA AIR BASIN				X
Calaveras County			X		SAN DIEGO AIR BASIN				X
El Dorado County (portion)			X		SAN FRANCISCO BAY AREA AIR BASIN				X
Mariposa County			X		SAN JOAQUIN VALLEY AIR BASIN				
Nevada County			X		Fresno County				X
Placer County (portion)			X		Kern County (portion)				X
Plumas County				X	Kings County			X	
Sierra County			X		Madera County			X	
Tuolumne County				X	Merced County			X	
NORTH CENTRAL COAST AIR BASIN					San Joaquin County				X
Monterey County				X	Stanislaus County				X
San Benito County			X		Tulare County				X
Santa Cruz County			X		SOUTH CENTRAL COAST AIR BASIN				X
NORTH COAST AIR BASIN					SOUTH COAST AIR BASIN				X
Del Norte County			X						
Humboldt County				X					
Mendocino County				X					
Sonoma County (portion)			X						
Trinity County			X						
NORTHEAST PLATEAU AIR BASIN			X						

* The area designated for carbon monoxide is a county or portion of a county

FIGURE 5

2018
Area Designations for State Ambient Air Quality Standards
NITROGEN DIOXIDE

Source Date:
October 2018
Air Quality Planning and Science Division

TABLE 5

California Ambient Air Quality Standards
Area Designation for Nitrogen Dioxide

	N	U	A		N	U	A
GREAT BASIN VALLEYS AIR BASIN			X	SACRAMENTO VALLEY AIR BASIN			X
LAKE COUNTY AIR BASIN			X	SALTON SEA AIR BASIN			X
LAKE TAHOE AIR BASIN			X	SAN DIEGO AIR BASIN			X
MOJAVE DESERT AIR BASIN			X	SAN FRANCISCO BAY AREA AIR BASIN			X
MOUNTAIN COUNTIES AIR BASIN			X	SAN JOAQUIN VALLEY AIR BASIN			X
NORTH CENTRAL COAST AIR BASIN			X	SOUTH CENTRAL COAST AIR BASIN			X
NORTH COAST AIR BASIN			X	SOUTH COAST AIR BASIN			
NORTHEAST PLATEAU AIR BASIN			X	CA 60 Near-road Portion of San Bernardino, Riverside, and Los Angeles Counties	X		
				Remainder of Air Basin			X

FIGURE 6

Source Date:
October 2018
Air Quality Planning and Science Division

TABLE 6

California Ambient Air Quality Standards
Area Designation for Sulfur Dioxide*

	N	U/A		N	U/A
GREAT BASIN VALLEYS AIR BASIN		X	SACRAMENTO VALLEY AIR BASIN		X
LAKE COUNTY AIR BASIN		X	SALTON SEA AIR BASIN		X
LAKE TAHOE AIR BASIN		X	SAN DIEGO AIR BASIN		X
MOJAVE DESERT AIR BASIN		X	SAN FRANCISCO BAY AREA AIR BASIN		X
MOUNTAIN COUNTIES AIR BASIN		X	SAN JOAQUIN VALLEY AIR BASIN		X
NORTH CENTRAL COAST AIR BASIN		X	SOUTH CENTRAL COAST AIR BASIN		X
NORTH COAST AIR BASIN		X	SOUTH COAST AIR BASIN		X
NORTHEAST PLATEAU AIR BASIN		X			

* The area designated for sulfur dioxide is a county or portion of a county

FIGURE 7

Source Date:
October 2018
Air Quality Planning and Science Division

TABLE 7

California Ambient Air Quality Standards
Area Designation for Sulfates

	N	U	A		N	U	A
GREAT BASIN VALLEYS AIR BASIN			X	SACRAMENTO VALLEY AIR BASIN			X
LAKE COUNTY AIR BASIN			X	SALTON SEA AIR BASIN			X
LAKE TAHOE AIR BASIN			X	SAN DIEGO AIR BASIN			X
MOJAVE DESERT AIR BASIN			X	SAN FRANCISCO BAY AREA AIR BASIN			X
MOUNTAIN COUNTIES AIR BASIN			X	SAN JOAQUIN VALLEY AIR BASIN			X
NORTH CENTRAL COAST AIR BASIN			X	SOUTH CENTRAL COAST AIR BASIN			X
NORTH COAST AIR BASIN			X	SOUTH COAST AIR BASIN			X
NORTHEAST PLATEAU AIR BASIN			X				

FIGURE 8

2018 Area Designations for State Ambient Air Quality Standards LEAD

Source Date:
October 2018
Air Quality Planning and Science Division

TABLE 8

California Ambient Air Quality Standards
Area Designations for Lead (particulate)*

	N	U	A		N	U	A
GREAT BASIN VALLEYS AIR BASIN			X	SALTON SEA AIR BASIN			X
LAKE COUNTY AIR BASIN			X	SAN DIEGO AIR BASIN			X
LAKE TAHOE AIR BASIN			X	SAN FRANCISCO BAY AREA AIR BASIN			X
MOJAVE DESERT AIR BASIN			X	SAN JOAQUIN VALLEY AIR BASIN			X
MOUNTAIN COUNTIES AIR BASIN			X	SOUTH CENTRAL COAST AIR BASIN			X
NORTH CENTRAL COAST AIR BASIN			X	SOUTH COAST AIR BASIN			X
NORTH COAST AIR BASIN			X				
NORTHEAST PLATEAU AIR BASIN			X				
SACRAMENTO VALLEY AIR BASIN			X				

* The area designated for lead is a county or portion of a county. Since all areas in the State are in attainment for this standard, air basins are indicated here for simplicity.

FIGURE 9

2018
Area Designations for State Ambient Air Quality Standards
HYDROGEN SULFIDE

Source Date:
October 2018
Air Quality Planning and Science Division

TABLE 9

California Ambient Air Quality Standards
Area Designation for Hydrogen Sulfide*

	N	NA-T	U	A		N	NA-T	U	A
GREAT BASIN VALLEYS AIR BASIN					NORTH CENTRAL COAST AIR BASIN			X	
Alpine County			X		NORTH COAST AIR BASIN				
Inyo County				X	Del Norte County			X	
Mono County				X	Humboldt County				X
LAKE COUNTY AIR BASIN				X	Mendocino County			X	
LAKE TAHOE AIR BASIN			X		Sonoma County (portion)				
MOJAVE DESERT AIR BASIN					- Geyser Geothermal Area (2)				X
Kern County (portion)			X		- Remainder of County			X	
Los Angeles County (portion)			X		Trinity County			X	
Riverside County (portion)			X		NORTHEAST PLATEAU AIR BASIN			X	
San Bernardino County (portion)					SACRAMENTO VALLEY AIR BASIN			X	
- Searles Valley Planning Area (1)	X				SALTON SEA AIR BASIN			X	
- Remainder of County			X		SAN DIEGO AIR BASIN			X	
MOUNTAIN COUNTIES AIR BASIN					SAN FRANCISCO BAY AREA AIR BASIN			X	
Amador County					SAN JOAQUIN VALLEY AIR BASIN			X	
- City of Sutter Creek	X				SOUTH CENTRAL COAST AIR BASIN				
- Remainder of County			X		San Luis Obispo County				X
Calaveras County			X		Santa Barbara County				X
El Dorado County (portion)			X		Ventura County			X	
Mariposa County			X		SOUTH COAST AIR BASIN			X	
Nevada County			X						
Placer County (portion)			X						
Plumas County			X						
Sierra County			X						
Tuolumne County			X						

* The area designated for hydrogen sulfide is a county or portion of a county

(1) 52 Federal Register 29384 (August 7, 1987)

(2) California Code of Regulations, title 17, section 60200(d)

FIGURE 10

2018
Area Designations for State Ambient Air Quality Standards
VISIBILITY REDUCING PARTICLES

Source Date:
October 2018
Air Quality Planning and Science Division

TABLE 10

California Ambient Air Quality Standards
Area Designation for Visibility Reducing Particles

	N	NA-T	U	A		N	NA-T	U	A
GREAT BASIN VALLEYS AIR BASIN			X		SACRAMENTO VALLEY AIR BASIN			X	
LAKE COUNTY AIR BASIN				X	SALTON SEA AIR BASIN			X	
LAKE TAHOE AIR BASIN			X		SAN DIEGO AIR BASIN			X	
MOJAVE DESERT AIR BASIN			X		SAN FRANCISCO BAY AREA AIR BASIN			X	
MOUNTAIN COUNTIES AIR BASIN			X		SAN JOAQUIN VALLEY AIR BASIN			X	
NORTH CENTRAL COAST AIR BASIN			X		SOUTH CENTRAL COAST AIR BASIN			X	
NORTH COAST AIR BASIN			X		SOUTH COAST AIR BASIN			X	
NORTHEAST PLATEAU AIR BASIN			X						

Area Designations for the National Ambient Air Quality Standards

The following maps and tables show the area designations for each pollutant with a national ambient air quality standard. Additional information about the federal area designations is available on the U.S. EPA website:

https://www.epa.gov/green-book

Over the last several years, U.S. EPA has been reviewing the levels of the various national standards. The agency has already promulgated new standard levels for some pollutants and is considering revising the levels for others. Information about the status of these reviews is available on the U.S. EPA website:

https://www.epa.gov/criteria-air-pollutants

Designation Categories

Suspended Particulate Matter (PM_{10}). The U.S. EPA uses three categories to designate areas with respect to PM_{10}:

- Attainment
- Nonattainment
- Unclassifiable

Ozone, Fine Suspended Particulate Matter ($PM_{2.5}$), Carbon Monoxide (CO), and Nitrogen Dioxide (NO_2). The U.S. EPA uses two categories to designate areas with respect to these standards:

- Nonattainment
- Unclassifiable/Attainment

The national 1-hour ozone standard was revoked effective June 15, 2005, and the area designations map reflects the 2015 national 8-hour ozone standard of 0.070 ppm. Original designations were finalized on August 3, 2018.

On December 14, 2012, the U.S. EPA established a new national annual primary $PM_{2.5}$ standard of 12.0 $\mu g/m^3$. New area designations reflecting this revised standard became final in December 2014. The current designation map reflects the most recently revised (2012) annual average standard of 12.0 $\mu g/m^3$ as well as the 24-hour standard of 35 $\mu g/m^3$, revised in 2006.

On January 22, 2010, the U.S. EPA established a new national 1-hour NO_2 standard of 100 parts per billion (ppb) and retained the annual average standard of 53 ppb. Designations for the primary NO_2 standard became effective on February 29, 2012. All areas of California meet this standard.

Sulfur Dioxide (SO_2). The U.S. EPA uses three categories to designate areas with respect to the 24-hour and annual average sulfur dioxide standards. These designation categories are:

- Nonattainment,
- Unclassifiable, and
- Attainment/Unclassifiable.

On June 2, 2010, the U.S. EPA established a new primary 1-hour SO_2 standard of 75 parts per billion (ppb). At the same time, U.S. EPA revoked the 24-hour and annual

average standards. Area designations for the 1-hour SO_2 standard were finalized on December 21, 2017 and are reflected in the area designations map.

Lead (particulate). The U.S. EPA promulgated a new rolling 3-month average lead standard in October 2008 of 0.15 $\mu g/m^3$. Designations were made for this standard in November 2010.

Designation Areas

From time to time, the boundaries of the California air basins have been changed to facilitate the planning process. CARB generally initiates these changes, and they are not always reflected in the U.S. EPA's area designations. For purposes of consistency, the maps in this attachment reflect area designation boundaries and nomenclature as promulgated by the U.S. EPA. In some cases, these may not be the same as those adopted by CARB. For example, the national area designations reflect the former Southeast Desert Air Basin. In accordance with Health and Safety Code section 39606.1, CARB redefined this area in 1996 to be the Mojave Desert Air Basin and Salton Sea Air Basin. The definitions and boundaries for all areas designated for the national standards can be found in Title 40, Code of Federal Regulations (CFR), Chapter I, Subchapter C, Part 81.305. They are available on the web at:

https://ecfr.io/Title-40/se40.20.81_1305

FIGURE 11

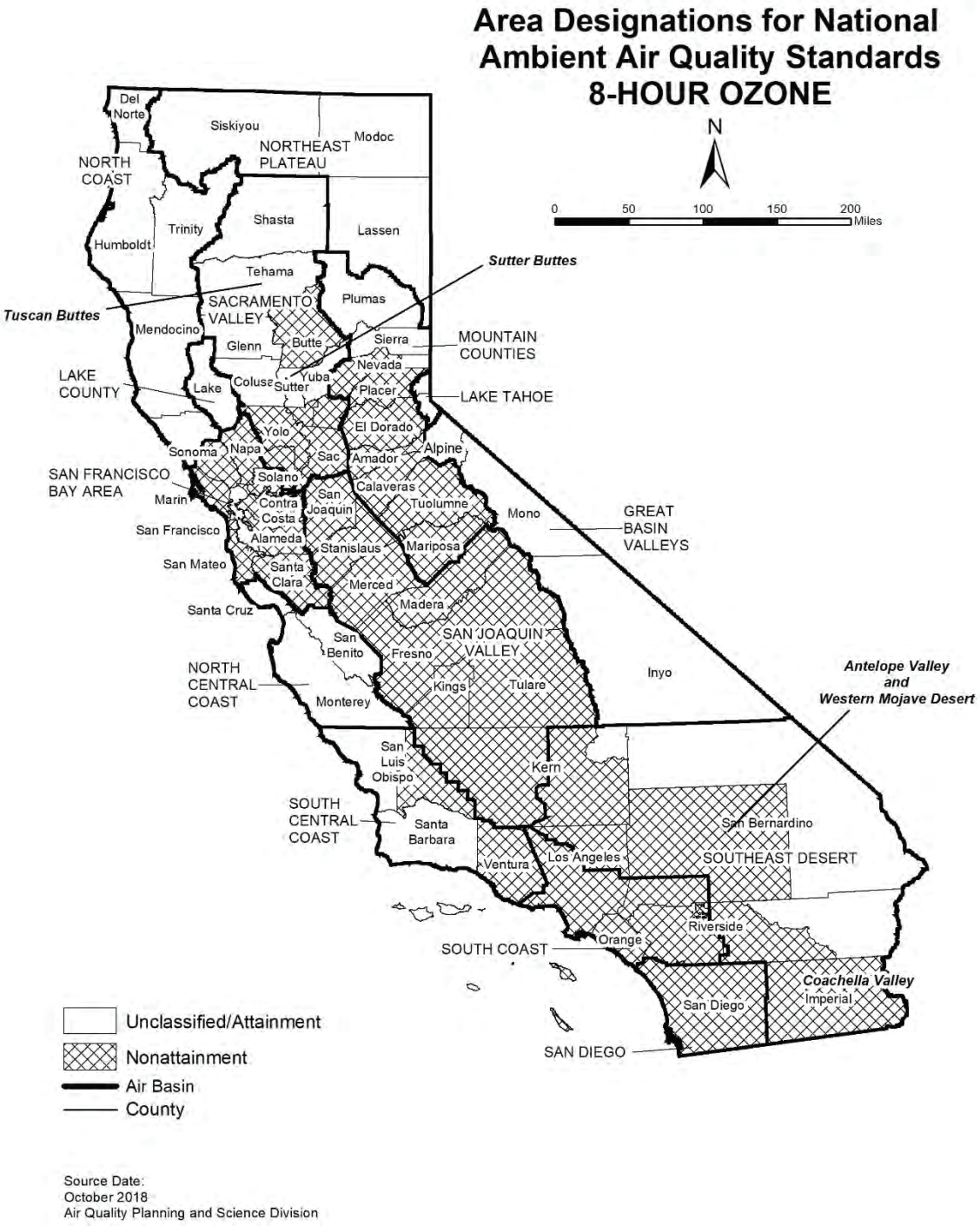
Area Designations for National Ambient Air Quality Standards 8-HOUR OZONE
N
0 50 100 150 200 Miles
Del Norte
Siskiyou
Modoc
NORTHEAST PLATEAU
NORTH COAST
Trinity
Shasta
Lassen
Humboldt
Tehama
Sutter Buttes
Tuscan Buttes
SACRAMENTO VALLEY
Plumas
Mendocino
Glenn
Butte
Sierra
MOUNTAIN COUNTIES
Nevada
LAKE COUNTY
Lake
Colusa
Sutter
Yuba
Placer
LAKE TAHOE
Yolo
El Dorado
Sonoma
Napa
Sac
Amador
Alpine
SAN FRANCISCO BAY AREA
Solano
Marin
Contra Costa
San Joaquin
Calaveras
Tuolumne
Mono
GREAT BASIN VALLEYS
San Francisco
Alameda
Stanislaus
Mariposa
San Mateo
Santa Clara
Merced
Santa Cruz
Madera
SAN JOAQUIN VALLEY
San Benito
Fresno
NORTH CENTRAL COAST
Kings
Tulare
Inyo
Antelope Valley and Western Mojave Desert
Monterey
San Luis Obispo
Kern
SOUTH CENTRAL COAST
Santa Barbara
San Bernardino
Ventura
Los Angeles
SOUTHEAST DESERT
Riverside
Orange
SOUTH COAST
Coachella Valley
Imperial
San Diego
SAN DIEGO
Unclassified/Attainment
Nonattainment
Air Basin
County
Source Date:
October 2018
Air Quality Planning and Science Division

TABLE 11

National Ambient Air Quality Standards
Area Designations for 8-Hour Ozone*

	N	U/A		N	U/A
GREAT BASIN VALLEYS AIR BASIN		X	SACRAMENTO VALLEY AIR BASIN (cont.)		
LAKE COUNTY AIR BASIN		X	Yolo County (2)	X	
LAKE TAHOE AIR BASIN		X	Yuba County		X
MOUNTAIN COUNTIES AIR BASIN			SAN DIEGO COUNTY	X	
Amador County	X		SAN FRANCISCO BAY AREA AIR BASIN	X	
Calaveras County	X		SAN JOAQUIN VALLEY AIR BASIN	X	
El Dorado County (portion) (2)	X		SOUTH CENTRAL COAST AIR BASIN (1)		
Mariposa County	X		San Luis Obispo County		
Nevada County			- Eastern San Luis Obispo County	X	
- Western Nevada County	X		- Remainder of County		X
- Remainder of County		X	Santa Barbara County		X
Placer County (portion) (2)	X		Ventura County		
Plumas County		X	- Area excluding Anacapa and San Nicolas Islands	X	
Sierra County		X	- Channel Islands (1)		X
Tuolumne County	X		SOUTH COAST AIR BASIN (1)	X	
NORTH CENTRAL COAST AIR BASIN		X	SOUTHEAST DESERT AIR BASIN		
NORTH COAST AIR BASIN		X	Kern County (portion)	X	
NORTHEAST PLATEAU AIR BASIN		X	- Indian Wells Valley		X
SACRAMENTO VALLEY AIR BASIN			Imperial County	X	
Butte County	X		Los Angeles County (portion)	X	
Colusa County		X	Riverside County (portion)		
Glenn County		X	- Coachella Valley	X	
Sacramento Metro Area (2)	X		- Non-AQMA portion		X
Shasta County		X	San Bernardino County		
Sutter County			- Western portion (AQMA)	X	
- Sutter Buttes	X		- Eastern portion (non-AQMA)		X
- Southern portion of Sutter County (2)	X				
- Remainder of Sutter County		X			
Tehama County					
- Tuscan Buttes	X				
- Remainder of Tehama County		X			

* Definitions and references for all areas can be found in 40 CFR, Chapter I, Part 81.305.

NOTE: This map and table reflect the 2015 8-hour ozone standard of 0.070 ppm.

(1) South Central Coast Air Basin Channel Islands:
Santa Barbara County includes Santa Cruz, San Miguel, Santa Rosa, and Santa Barbara Islands.
Ventura County includes Anacapa and San Nicolas Islands.
South Coast Air Basin:
Los Angeles County includes San Clemente and Santa Catalina Islands.

(2) For this purpose, the Sacramento Metro Area comprises all of Sacramento and Yolo Counties, the Sacramento Valley Air Basin portion of Solano County, the southern portion of Sutter County, and the Sacramento Valley and Mountain Counties Air Basins portions of Placer and El Dorado counties.

FIGURE 12

Source Date:
October 2018
Air Quality Planning and Science Division

TABLE 12

National Ambient Air Quality Standards
Area Designations for Suspended Particulate Matter (PM10)*

	N	U	A		N	U	A
GREAT BASIN VALLEYS AIR BASIN				SAN DIEGO COUNTY		X	
Alpine County		X		SAN FRANCISCO BAY AREA AIR BASIN		X	
Inyo County				SAN JOAQUIN VALLEY AIR BASIN			X
- Owens Valley Planning Area	X			SOUTH CENTRAL COAST AIR BASIN		X	
- Coso Junction			X	SOUTH COAST AIR BASIN			X
- Remainder of County		X		SOUTHEAST DESERT AIR BASIN			
Mono County				Eastern Kern County			
- Mammoth Lake Planning Area			X	- Indian Wells Valley			X
- Mono Lake Basin	X			- Portion within San Joaquin Valley Planning Area	X		
- Remainder of County		X		- Remainder of County		X	
LAKE COUNTY AIR BASIN		X		Imperial County			
LAKE TAHOE AIR BASIN		X		- Imperial Valley Planning Area	X		
MOUNTAIN COUNTIES AIR BASIN				- Remainder of County		X	
Placer County (portion) (2)		X		Los Angeles County (portion)		X	
Remainder of Air Basin		X		Riverside County (portion)			
NORTH CENTRAL COAST AIR BASIN		X		- Coachella Valley (3)	X		
NORTH COAST AIR BASIN		X		- Non-AQMA portion		X	
NORTHEAST PLATEAU AIR BASIN		X		San Bernardino County			
SACRAMENTO VALLEY AIR BASIN				- Trona	X		
Butte County		X		- Remainder of County	X		
Colusa County		X					
Glenn County		X					
Placer County (portion) (2)		X					
Sacramento County (1)			X				
Shasta County		X					
Solano County (portion)		X					
Sutter County		X					
Tehama County		X					
Yolo County		X					
Yuba County		X					

* Definitions and references for all areas can be found in 40 CFR, Chapter I, Part 81.305.
(1) Air quality in Sacramento County meets the national PM10 standards. The request for redesignation to attainment was approved by U.S. EPA in September 2013.
(2) U.S. EPA designation puts the Sacramento Valley Air Basin portion of Placer County in the Mountain Counties Air Basin.
(3) Air quality in Coachella Valley meets the national PM10 standards. A request for redesignation to attainment has been submitted to U.S. EPA.

FIGURE 13

Area Designations for National Ambient Air Quality Standards PM2.5
N
0 50 100 150 200 Miles
NORTH COAST
Del Norte
Siskiyou
Modoc
NORTHEAST PLATEAU
Humboldt
Trinity
Shasta
Lassen
Tehama
Plumas
SACRAMENTO VALLEY
Glenn
Butte
Sierra
MOUNTAIN COUNTIES
Mendocino
Nevada
LAKE COUNTY
Colusa
Yuba
Placer
Lake
Sutter
LAKE TAHOE
El Dorado
Yolo
Sonoma
Napa
Sacramento
Alpine
Amador
SAN FRANCISCO BAY AREA
Solano
Calaveras
Marin
Tuolumne
GREAT BASIN VALLEYS
Contra Costa
San Joaquin
Mono
Alameda
Stanislaus
Mariposa
San Mateo
Santa Clara
Merced
Madera
Santa Cruz
Fresno
NORTH CENTRAL COAST
San Benito
SAN JOAQUIN VALLEY
Inyo
Tulare
Monterey
Kings
San Luis Obispo
Kern
SOUTH CENTRAL COAST
Santa Barbara
San Bernardino
SOUTHEAST DESERT
Ventura
Los Angeles
Riverside
Orange
SOUTH COAST
San Diego
Imperial
SAN DIEGO COUNTY
Unclassified/Attainment
Nonattainment
Air Basin
County
Source Date:
October 2018
Air Quality Planning and Science Division

TABLE 13

National Ambient Air Quality Standards
Area Designations for Fine Particulate Matter (PM2.5)*

	N	U/A		N	U/A
GREAT BASIN VALLEYS AIR BASIN		X	SAN DIEGO COUNTY		X
LAKE COUNTY AIR BASIN		X	SAN FRANCISCO BAY AREA AIR BASIN (2)	X	
LAKE TAHOE AIR BASIN		X	SAN JOAQUIN VALLEY AIR BASIN	X	
MOUNTAIN COUNTIES AIR BASIN			SOUTH CENTRAL COAST AIR BASIN		X
Plumas County			SOUTH COAST AIR BASIN (3)	X	
- Portola Valley Portion of Plumas	X		SOUTHEAST DESERT AIR BASIN		
- Remainder of Plumas County		X	Imperial County (portion) (4)	X	
Remainder of Air Basin		X	Remainder of Air Basin		X
NORTH CENTRAL COAST AIR BASIN		X			
NORTH COAST AIR BASIN		X			
NORTHEAST PLATEAU AIR BASIN		X			
SACRAMENTO VALLEY AIR BASIN					
Sacramento Metro Area (1)	X				
Sutter County		X			
Yuba County (portion)		X			
Remainder of Air Basin		X			

* Definitions and references for all areas can be found in 40 CFR, Chapter I, Part 81.305. This map reflects the 2006 24-hour PM2.5 standard as well as the 1997 and 2012 PM2.5 annual standards.

(1) For this purpose, Sacramento Metro Area comprises all of Sacramento and portions of El Dorado, Placer, Solano, and Yolo Counties. Air quality in this area meets the national PM2.5 standards. A Determination of Attainment for the 2006 24-hour PM2.5 standard was made by U.S. EPA in June 2017.

(2) Air quality in this area meets the national PM2.5 standards. A Determination of Attainment for the 2006 24-hour PM2.5 standard was made by U.S. EPA in June 2017.

(3) Those lands of the Santa Rosa Band of Cahulla Mission Indians in Riverside County are designated Unclassifiable/Attainment.

(4) That portion of Imperial County encompassing the urban and surrounding areas of Brawley, Calexico, El Centro, Heber, Holtville, Imperial, Seeley, and Westmorland. Air quality in this area meets the national PM2.5 standards. A Determination of Attainment for the 2006 24-hour PM2.5 standard was made by U.S. EPA in June 2017.

FIGURE 14

Source Date:
October 2018
Air Quality Planning and Science Division

TABLE 14

National Ambient Air Quality Standards
Area Designations for Carbon Monoxide*

	N	U/A		N	U/A
GREAT BASIN VALLEYS AIR BASIN		X	SACRAMENTO VALLEY AIR BASIN		X
LAKE COUNTY AIR BASIN		X	SAN DIEGO COUNTY		X
LAKE TAHOE AIR BASIN		X	SAN FRANCISCO BAY AREA AIR BASIN		X
MOUNTAIN COUNTIES AIR BASIN		X	SAN JOAQUIN VALLEY AIR BASIN		X
NORTH CENTRAL COAST AIR BASIN		X	SOUTH CENTRAL COAST AIR BASIN		X
NORTH COAST AIR BASIN		X	SOUTH COAST AIR BASIN		X
NORTHEAST PLATEAU AIR BASIN		X	SOUTHEAST DESERT AIR BASIN		X

* Definitions and references for all areas can be found in 40 CFR, Chapter I, Part 81.305.

FIGURE 15

Source Date:
October 2018
Air Quality Planning and Science Division

TABLE 15

National Ambient Air Quality Standards
Area Designations for Nitrogen Dioxide*

	N	U/A		N	U/A
GREAT BASIN VALLEYS AIR BASIN		X	SACRAMENTO VALLEY AIR BASIN		X
LAKE COUNTY AIR BASIN		X	SAN DIEGO COUNTY		X
LAKE TAHOE AIR BASIN		X	SAN FRANCISCO BAY AREA AIR BASIN		X
MOUNTAIN COUNTIES AIR BASIN		X	SAN JOAQUIN VALLEY AIR BASIN		X
NORTH CENTRAL COAST AIR BASIN		X	SOUTH CENTRAL COAST AIR BASIN		X
NORTH COAST AIR BASIN		X	SOUTH COAST AIR BASIN		X
NORTHEAST PLATEAU AIR BASIN		X	SOUTHEAST DESERT AIR BASIN		X

* Definitions and references for all areas can be found in 40 CFR, Chapter I, Part 81.305.

FIGURE 16

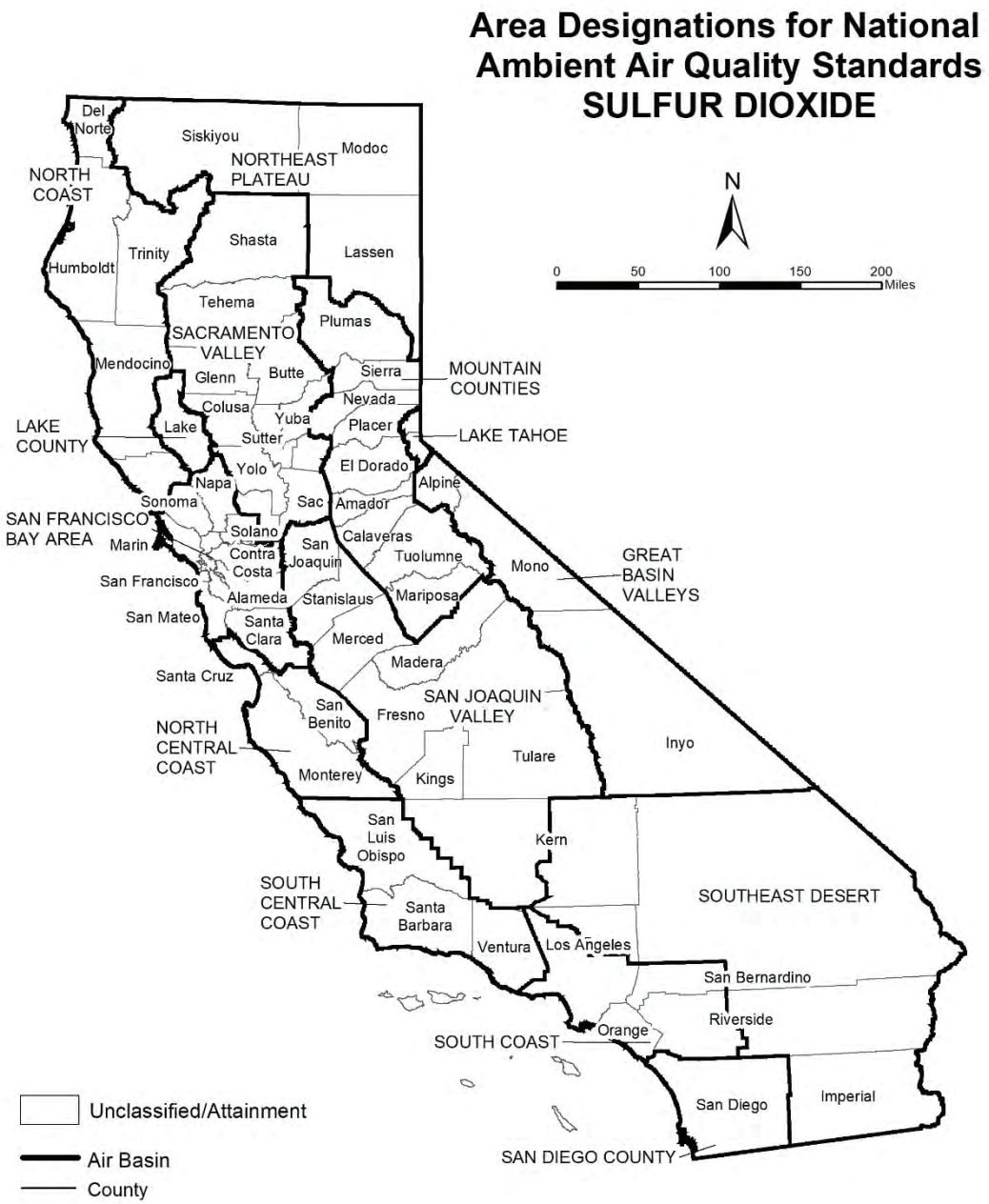

Source Date:
October 2018
Air Quality Planning and Science Division

TABLE 16

National Ambient Air Quality Standards
Area Designations for Sulfur Dioxide*

	N	U/A		N	U/A
GREAT BASIN VALLEYS AIR BASIN		X	SOUTH CENTRAL COAST AIR BASIN		
LAKE COUNTY AIR BASIN		X	San Luis Obispo County		X
LAKE TAHOE AIR BASIN		X	Santa Barbara County		X
MOUNTAIN COUNTIES AIR BASIN		X	Ventura County		X
NORTH CENTRAL COAST AIR BASIN		X	Channel Islands (1)		X
NORTH COAST AIR BASIN		X	SOUTH COAST AIR BASIN		X
NORTHEAST PLATEAU AIR BASIN		X	SOUTHEAST DESERT AIR BASIN		
SACRAMENTO VALLEY AIR BASIN		X	Imperial County		X
SAN DIEGO COUNTY		X	Remainder of Air Basin		X
SAN FRANCISCO BAY AREA AIR BASIN		X			
SAN JOAQUIN VALLEY AIR BASIN					
Fresno County		X			
Kern County (portion)		X			
Kings County		X			
Madera County		X			
Merced County		X			
San Joaquin County		X			
Stanislaus County		X			
Tulare County		X			

* Definitions and references for all areas can be found in 40 CFR, Chapter I, Part 81.305.

NOTE: This map and table reflect the 2010 1-hour SO_2 standard of 75 ppb.

(1) South Central Coast Air Basin Channel Islands:

Santa Barbara County includes Santa Cruz, San Miguel, Santa Rosa, and Santa Barbara Islands.

Ventura County includes Anacapa and San Nicolas Islands.

Note that the San Clemente and Santa Catalina Islands are considered part of Los Angeles County, and therefore, are included as part of the South Coast Air Basin.

FIGURE 17

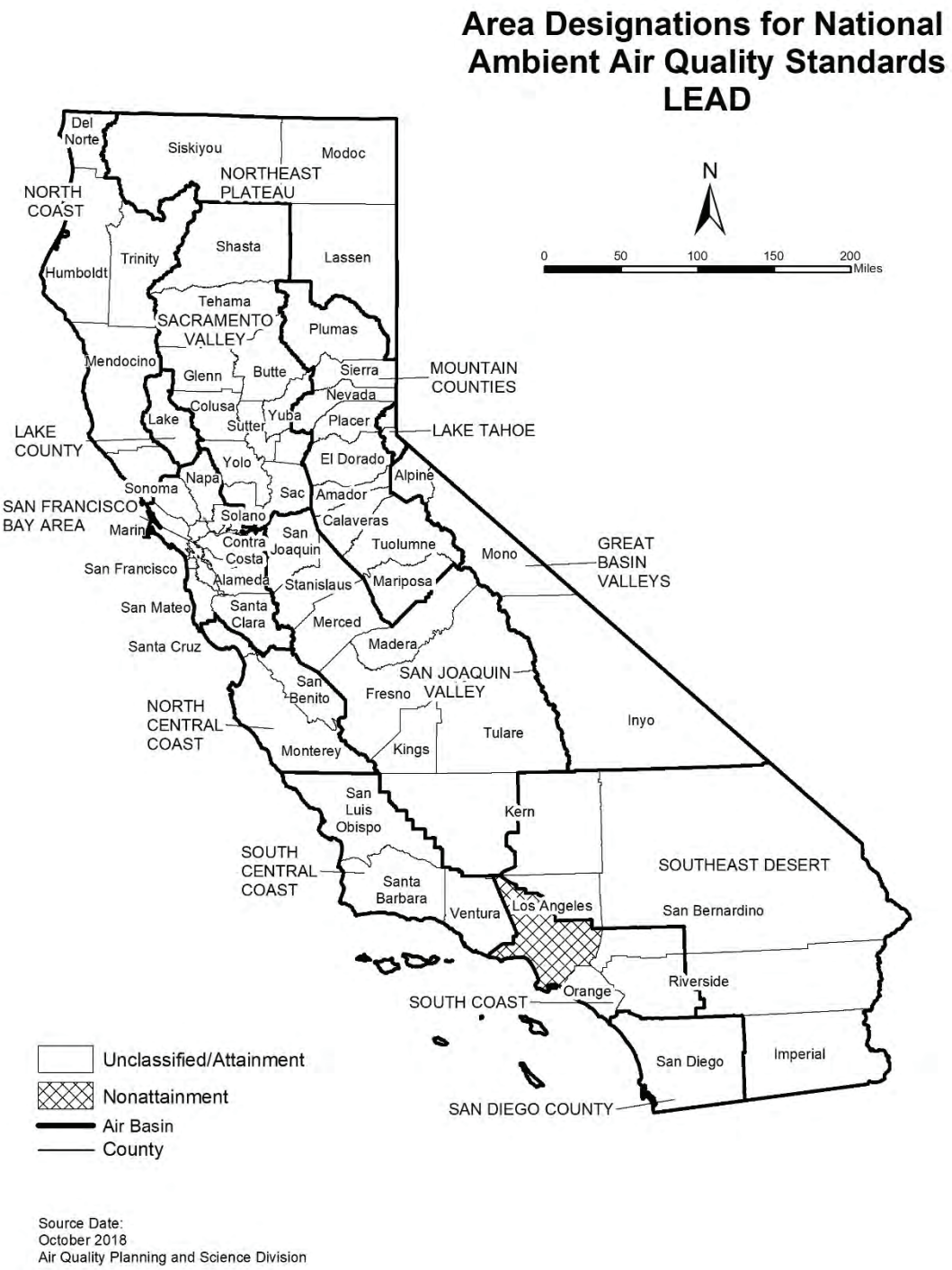

Source Date:
October 2018
Air Quality Planning and Science Division

TABLE 17

National Ambient Air Quality Standards
Area Designations for Lead (particulate)

	N	U/A		N	U/A
GREAT BASIN VALLEYS AIR BASIN		X	SAN DIEGO COUNTY		X
LAKE COUNTY AIR BASIN		X	SAN FRANCISCO BAY AREA AIR BASIN		X
LAKE TAHOE AIR BASIN		X	SAN JOAQUIN VALLEY AIR BASIN		X
MOUNTAIN COUNTIES AIR BASIN		X	SOUTH CENTRAL COAST AIR BASIN		X
NORTH CENTRAL COAST AIR BASIN		X	SOUTH COAST AIR BASIN		
NORTH COAST AIR BASIN		X	Los Angeles County (portion) (1)	X	
NORTHEAST PLATEAU AIR BASIN		X	Remainder of Air Basin		X
SACRAMENTO VALLEY AIR BASIN		X	SOUTHEAST DESERT AIR BASIN		X

(1) Portion of County in Air Basin, not including Channel Islands

This page intentionally left blank

APPENDIX 3.1:

CALEEMOD CONSTRUCTION EMISSIONS MODEL OUTPUTS (UNMITIGATED)

Hesperia Commerce Center II (Construction - Unmitigated)

San Bernardino-Mojave Desert County, Summer

1.0 Project Characteristics

1.1 Land Usage

Land Uses	Size	Metric	Lot Acreage	Floor Surface Area	Population
General Light Industry	1,383.78	1000sqft	31.77	1,383,781.00	0
Unrefrigerated Warehouse-No Rail	2,361.65	1000sqft	54.22	2,361,648.00	0
Other Asphalt Surfaces	3,493.87	1000sqft	80.21	3,493,865.00	0
Other Non-Asphalt Surfaces	594.00	1000sqft	13.64	593,998.00	0
Parking Lot	1,631.00	Space	14.96	652,400.00	0

1.2 Other Project Characteristics

Urbanization	Urban	**Wind Speed (m/s)**	2.6	**Precipitation Freq (Days)**	32
Climate Zone	10			**Operational Year**	2021
Utility Company	Southern California Edison				
CO2 Intensity (lb/MWhr)	702.44	**CH4 Intensity (lb/MWhr)**	0.029	**N2O Intensity (lb/MWhr)**	0.006

1.3 User Entered Comments & Non-Default Data

Project Characteristics -

Land Use - Total Project Area is 194.80 acres.

Construction Phase - Construction Schedule anticipated to started January 2021 and be completed November 2021

Off-road Equipment - Hours are based on an 8-hour workday

Off-road Equipment - Based on the size of Project (194.8 acres), the equipment has been doubled to represent a more realistic scenario of the number of equipment used.

Off-road Equipment - Based on the size of Project (194.8 acres), the equipment has been doubled to represent a more realistic scenario of the number of equipment used.

Off-road Equipment -

Off-road Equipment -

Trips and VMT - It is unlikely that the entire Project will be constructed simultaneously. As such, this analysis assumes 1/2 of the CalEEmod default worker/vendor trips.

Grading - For purposes of analysis, and as a conservative measure, it is assumed that 20 acres will be graded per day.

Architectural Coating - Only “Low-Volatile Organic Compounds (VOC)” paints (no more than 50 gram/liter (g/L) of VOC)

Vehicle Trips - Construction Run Only.

Energy Use - Construction Run Only.

Water And Wastewater - Construction Run Only.

Solid Waste - Construction Run Only.

Construction Off-road Equipment Mitigation -

Vehicle Emission Factors - EMFAC2017

Vehicle Emission Factors - EMFAC2017

Vehicle Emission Factors - EMFAC2017

Table Name	Column Name	Default Value	New Value
tblArchitecturalCoating	EF_Nonresidential_Exterior	250.00	50.00
tblArchitecturalCoating	EF_Nonresidential_Interior	250.00	50.00
tblArchitecturalCoating	EF_Parking	250.00	100.00
tblArchitecturalCoating	EF_Residential_Exterior	250.00	50.00
tblArchitecturalCoating	EF_Residential_Interior	250.00	50.00

tblConstructionPhase	NumDays	120.00	20.00
tblConstructionPhase	NumDays	310.00	30.00
tblConstructionPhase	NumDays	220.00	150.00
tblConstructionPhase	NumDays	3,100.00	180.00
tblConstructionPhase	NumDays	220.00	100.00
tblEnergyUse	LightingElect	2.93	0.00
tblEnergyUse	LightingElect	0.35	0.00
tblEnergyUse	LightingElect	1.17	0.00
tblEnergyUse	NT24E	5.02	0.00
tblEnergyUse	NT24E	0.82	0.00
tblEnergyUse	NT24NG	17.13	0.00
tblEnergyUse	NT24NG	0.03	0.00
tblEnergyUse	T24E	2.20	0.00
tblEnergyUse	T24E	0.37	0.00
tblEnergyUse	T24NG	15.36	0.00
tblEnergyUse	T24NG	2.00	0.00
tblGrading	AcresOfGrading	150.00	600.00
tblGrading	AcresOfGrading	0.00	400.00
tblLandUse	LandUseSquareFeet	1,383,780.00	1,383,781.00
tblLandUse	LandUseSquareFeet	2,361,650.00	2,361,648.00
tblLandUse	LandUseSquareFeet	3,493,860.00	3,493,865.00
tblLandUse	LotAcreage	14.68	14.96
tblOffRoadEquipment	OffRoadEquipmentUnitAmount	2.00	4.00
tblOffRoadEquipment	OffRoadEquipmentUnitAmount	1.00	2.00
tblOffRoadEquipment	OffRoadEquipmentUnitAmount	1.00	2.00
tblOffRoadEquipment	OffRoadEquipmentUnitAmount	2.00	4.00
tblOffRoadEquipment	OffRoadEquipmentUnitAmount	2.00	4.00

tblOffRoadEquipment	OffRoadEquipmentUnitAmount	1.00	2.00
tblOffRoadEquipment	OffRoadEquipmentUnitAmount	3.00	6.00
tblOffRoadEquipment	OffRoadEquipmentUnitAmount	1.00	2.00
tblOffRoadEquipment	OffRoadEquipmentUnitAmount	3.00	6.00
tblOffRoadEquipment	OffRoadEquipmentUnitAmount	1.00	2.00
tblOffRoadEquipment	UsageHours	7.00	8.00
tblOffRoadEquipment	UsageHours	7.00	8.00
tblOffRoadEquipment	UsageHours	6.00	8.00
tblSolidWaste	SolidWasteGenerationRate	1,715.89	0.00
tblSolidWaste	SolidWasteGenerationRate	2,219.95	0.00
tblTripsAndVMT	VendorTripNumber	1,391.00	696.00
tblTripsAndVMT	WorkerTripNumber	3,564.00	1,782.00
tblVehicleEF	HHD	1.24	0.03
tblVehicleEF	HHD	0.04	2.7730e-003
tblVehicleEF	HHD	0.11	0.00
tblVehicleEF	HHD	3.46	9.63
tblVehicleEF	HHD	0.58	0.28
tblVehicleEF	HHD	1.92	8.3300e-004
tblVehicleEF	HHD	6,983.95	1,752.04
tblVehicleEF	HHD	1,493.95	1,319.40
tblVehicleEF	HHD	5.71	0.01
tblVehicleEF	HHD	28.07	8.89
tblVehicleEF	HHD	2.87	2.62
tblVehicleEF	HHD	20.20	1.95
tblVehicleEF	HHD	0.01	0.01
tblVehicleEF	HHD	0.06	0.06
tblVehicleEF	HHD	0.04	0.04

tblVehicleEF	HHD	0.01	0.05
tblVehicleEF	HHD	5.5000e-005	0.00
tblVehicleEF	HHD	0.01	0.01
tblVehicleEF	HHD	0.03	0.03
tblVehicleEF	HHD	8.8820e-003	8.9830e-003
tblVehicleEF	HHD	0.01	0.05
tblVehicleEF	HHD	5.0000e-005	0.00
tblVehicleEF	HHD	9.3000e-005	2.0000e-006
tblVehicleEF	HHD	3.4490e-003	6.9000e-005
tblVehicleEF	HHD	0.89	0.73
tblVehicleEF	HHD	5.7000e-005	1.0000e-006
tblVehicleEF	HHD	0.09	0.05
tblVehicleEF	HHD	2.4200e-004	3.6800e-004
tblVehicleEF	HHD	0.06	1.0000e-006
tblVehicleEF	HHD	0.07	0.02
tblVehicleEF	HHD	0.01	0.01
tblVehicleEF	HHD	8.9000e-005	0.00
tblVehicleEF	HHD	9.3000e-005	2.0000e-006
tblVehicleEF	HHD	3.4490e-003	6.9000e-005
tblVehicleEF	HHD	1.02	0.83
tblVehicleEF	HHD	5.7000e-005	1.0000e-006
tblVehicleEF	HHD	0.13	0.06
tblVehicleEF	HHD	2.4200e-004	3.6800e-004
tblVehicleEF	HHD	0.07	1.0000e-006
tblVehicleEF	HHD	1.17	0.04
tblVehicleEF	HHD	0.04	2.7740e-003
tblVehicleEF	HHD	0.11	0.00

tblVehicleEF	HHD	2.52	9.45
tblVehicleEF	HHD	0.58	0.28
tblVehicleEF	HHD	1.80	7.6800e-004
tblVehicleEF	HHD	7,395.94	1,740.61
tblVehicleEF	HHD	1,493.95	1,319.40
tblVehicleEF	HHD	5.71	0.01
tblVehicleEF	HHD	28.97	8.56
tblVehicleEF	HHD	2.70	2.46
tblVehicleEF	HHD	20.19	1.95
tblVehicleEF	HHD	0.01	0.01
tblVehicleEF	HHD	0.06	0.06
tblVehicleEF	HHD	0.04	0.04
tblVehicleEF	HHD	0.01	0.05
tblVehicleEF	HHD	5.5000e-005	0.00
tblVehicleEF	HHD	0.01	0.01
tblVehicleEF	HHD	0.03	0.03
tblVehicleEF	HHD	8.8820e-003	8.9830e-003
tblVehicleEF	HHD	0.01	0.05
tblVehicleEF	HHD	5.0000e-005	0.00
tblVehicleEF	HHD	1.8400e-004	6.0000e-006
tblVehicleEF	HHD	3.9090e-003	8.8000e-005
tblVehicleEF	HHD	0.84	0.76
tblVehicleEF	HHD	1.2900e-004	4.0000e-006
tblVehicleEF	HHD	0.09	0.05
tblVehicleEF	HHD	2.4800e-004	3.8400e-004
tblVehicleEF	HHD	0.06	1.0000e-006
tblVehicleEF	HHD	0.07	0.02

tblVehicleEF	HHD	0.01	0.01
tblVehicleEF	HHD	8.7000e-005	0.00
tblVehicleEF	HHD	1.8400e-004	6.0000e-006
tblVehicleEF	HHD	3.9090e-003	8.8000e-005
tblVehicleEF	HHD	0.97	0.87
tblVehicleEF	HHD	1.2900e-004	4.0000e-006
tblVehicleEF	HHD	0.13	0.06
tblVehicleEF	HHD	2.4800e-004	3.8400e-004
tblVehicleEF	HHD	0.06	1.0000e-006
tblVehicleEF	HHD	1.34	0.03
tblVehicleEF	HHD	0.04	2.4810e-003
tblVehicleEF	HHD	0.11	0.00
tblVehicleEF	HHD	4.76	9.88
tblVehicleEF	HHD	0.58	0.28
tblVehicleEF	HHD	1.89	8.1000e-004
tblVehicleEF	HHD	6,415.00	1,767.74
tblVehicleEF	HHD	1,493.95	1,319.16
tblVehicleEF	HHD	5.71	0.01
tblVehicleEF	HHD	26.84	9.34
tblVehicleEF	HHD	2.83	2.58
tblVehicleEF	HHD	20.20	1.95
tblVehicleEF	HHD	0.02	0.01
tblVehicleEF	HHD	0.06	0.06
tblVehicleEF	HHD	0.04	0.04
tblVehicleEF	HHD	0.01	0.05
tblVehicleEF	HHD	5.5000e-005	0.00
tblVehicleEF	HHD	0.02	0.01

tblVehicleEF	HHD	0.03	0.03
tblVehicleEF	HHD	8.8820e-003	8.9820e-003
tblVehicleEF	HHD	0.01	0.05
tblVehicleEF	HHD	5.0000e-005	0.00
tblVehicleEF	HHD	9.4000e-005	3.0000e-006
tblVehicleEF	HHD	3.7830e-003	8.4000e-005
tblVehicleEF	HHD	0.96	0.68
tblVehicleEF	HHD	5.6000e-005	1.0000e-006
tblVehicleEF	HHD	0.09	0.05
tblVehicleEF	HHD	2.5900e-004	3.8300e-004
tblVehicleEF	HHD	0.06	1.0000e-006
tblVehicleEF	HHD	0.06	0.02
tblVehicleEF	HHD	0.01	0.01
tblVehicleEF	HHD	8.9000e-005	0.00
tblVehicleEF	HHD	9.4000e-005	3.0000e-006
tblVehicleEF	HHD	3.7830e-003	8.4000e-005
tblVehicleEF	HHD	1.10	0.78
tblVehicleEF	HHD	5.6000e-005	1.0000e-006
tblVehicleEF	HHD	0.13	0.06
tblVehicleEF	HHD	2.5900e-004	3.8300e-004
tblVehicleEF	HHD	0.07	1.0000e-006
tblVehicleEF	LDA	4.6640e-003	2.6750e-003
tblVehicleEF	LDA	6.4640e-003	0.06
tblVehicleEF	LDA	0.62	0.67
tblVehicleEF	LDA	1.32	2.30
tblVehicleEF	LDA	261.85	266.85
tblVehicleEF	LDA	59.28	55.75

tblVehicleEF	LDA	0.06	0.05
tblVehicleEF	LDA	0.09	0.21
tblVehicleEF	LDA	1.7130e-003	1.4180e-003
tblVehicleEF	LDA	2.3020e-003	1.9600e-003
tblVehicleEF	LDA	1.5790e-003	1.3070e-003
tblVehicleEF	LDA	2.1170e-003	1.8030e-003
tblVehicleEF	LDA	0.05	0.07
tblVehicleEF	LDA	0.11	0.11
tblVehicleEF	LDA	0.04	0.05
tblVehicleEF	LDA	0.01	0.01
tblVehicleEF	LDA	0.04	0.23
tblVehicleEF	LDA	0.09	0.26
tblVehicleEF	LDA	2.6230e-003	2.6340e-003
tblVehicleEF	LDA	6.1500e-004	5.5000e-004
tblVehicleEF	LDA	0.05	0.07
tblVehicleEF	LDA	0.11	0.11
tblVehicleEF	LDA	0.04	0.05
tblVehicleEF	LDA	0.02	0.02
tblVehicleEF	LDA	0.04	0.23
tblVehicleEF	LDA	0.10	0.29
tblVehicleEF	LDA	5.3170e-003	3.1450e-003
tblVehicleEF	LDA	5.3900e-003	0.05
tblVehicleEF	LDA	0.76	0.85
tblVehicleEF	LDA	1.10	1.87
tblVehicleEF	LDA	286.52	295.36
tblVehicleEF	LDA	59.28	54.91
tblVehicleEF	LDA	0.05	0.04

tblVehicleEF	LDA	0.08	0.19
tblVehicleEF	LDA	1.7130e-003	1.4180e-003
tblVehicleEF	LDA	2.3020e-003	1.9600e-003
tblVehicleEF	LDA	1.5790e-003	1.3070e-003
tblVehicleEF	LDA	2.1170e-003	1.8030e-003
tblVehicleEF	LDA	0.10	0.16
tblVehicleEF	LDA	0.13	0.14
tblVehicleEF	LDA	0.08	0.13
tblVehicleEF	LDA	0.01	0.01
tblVehicleEF	LDA	0.04	0.23
tblVehicleEF	LDA	0.07	0.21
tblVehicleEF	LDA	2.8710e-003	2.9150e-003
tblVehicleEF	LDA	6.1100e-004	5.4200e-004
tblVehicleEF	LDA	0.10	0.16
tblVehicleEF	LDA	0.13	0.14
tblVehicleEF	LDA	0.08	0.13
tblVehicleEF	LDA	0.02	0.02
tblVehicleEF	LDA	0.04	0.23
tblVehicleEF	LDA	0.08	0.23
tblVehicleEF	LDA	4.5320e-003	2.5900e-003
tblVehicleEF	LDA	6.4200e-003	0.06
tblVehicleEF	LDA	0.58	0.62
tblVehicleEF	LDA	1.30	2.20
tblVehicleEF	LDA	256.02	258.48
tblVehicleEF	LDA	59.28	55.58
tblVehicleEF	LDA	0.05	0.04
tblVehicleEF	LDA	0.09	0.20

tblVehicleEF	LDA	1.7130e-003	1.4180e-003
tblVehicleEF	LDA	2.3020e-003	1.9600e-003
tblVehicleEF	LDA	1.5790e-003	1.3070e-003
tblVehicleEF	LDA	2.1170e-003	1.8030e-003
tblVehicleEF	LDA	0.05	0.07
tblVehicleEF	LDA	0.12	0.13
tblVehicleEF	LDA	0.03	0.05
tblVehicleEF	LDA	0.01	0.01
tblVehicleEF	LDA	0.04	0.26
tblVehicleEF	LDA	0.09	0.26
tblVehicleEF	LDA	2.5640e-003	2.5510e-003
tblVehicleEF	LDA	6.1500e-004	5.4900e-004
tblVehicleEF	LDA	0.05	0.07
tblVehicleEF	LDA	0.12	0.13
tblVehicleEF	LDA	0.03	0.05
tblVehicleEF	LDA	0.02	0.01
tblVehicleEF	LDA	0.04	0.26
tblVehicleEF	LDA	0.09	0.28
tblVehicleEF	LDT1	0.02	7.3480e-003
tblVehicleEF	LDT1	0.02	0.10
tblVehicleEF	LDT1	1.71	1.50
tblVehicleEF	LDT1	4.02	2.62
tblVehicleEF	LDT1	323.73	316.00
tblVehicleEF	LDT1	72.77	67.91
tblVehicleEF	LDT1	0.18	0.15
tblVehicleEF	LDT1	0.24	0.33
tblVehicleEF	LDT1	2.8630e-003	2.1810e-003

tblVehicleEF	LDT1	3.8930e-003	3.1180e-003
tblVehicleEF	LDT1	2.6370e-003	2.0080e-003
tblVehicleEF	LDT1	3.5800e-003	2.8670e-003
tblVehicleEF	LDT1	0.19	0.21
tblVehicleEF	LDT1	0.36	0.29
tblVehicleEF	LDT1	0.13	0.14
tblVehicleEF	LDT1	0.04	0.03
tblVehicleEF	LDT1	0.21	0.98
tblVehicleEF	LDT1	0.29	0.50
tblVehicleEF	LDT1	3.2600e-003	3.1200e-003
tblVehicleEF	LDT1	7.9900e-004	6.7000e-004
tblVehicleEF	LDT1	0.19	0.21
tblVehicleEF	LDT1	0.36	0.29
tblVehicleEF	LDT1	0.13	0.14
tblVehicleEF	LDT1	0.06	0.05
tblVehicleEF	LDT1	0.21	0.98
tblVehicleEF	LDT1	0.31	0.55
tblVehicleEF	LDT1	0.02	8.5440e-003
tblVehicleEF	LDT1	0.02	0.08
tblVehicleEF	LDT1	2.05	1.86
tblVehicleEF	LDT1	3.30	2.13
tblVehicleEF	LDT1	352.65	345.58
tblVehicleEF	LDT1	72.77	66.80
tblVehicleEF	LDT1	0.16	0.14
tblVehicleEF	LDT1	0.22	0.31
tblVehicleEF	LDT1	2.8630e-003	2.1810e-003
tblVehicleEF	LDT1	3.8930e-003	3.1180e-003

tblVehicleEF	LDT1	2.6370e-003	2.0080e-003
tblVehicleEF	LDT1	3.5800e-003	2.8670e-003
tblVehicleEF	LDT1	0.40	0.49
tblVehicleEF	LDT1	0.44	0.39
tblVehicleEF	LDT1	0.29	0.37
tblVehicleEF	LDT1	0.04	0.04
tblVehicleEF	LDT1	0.21	1.00
tblVehicleEF	LDT1	0.24	0.41
tblVehicleEF	LDT1	3.5540e-003	3.4120e-003
tblVehicleEF	LDT1	7.8600e-004	6.6000e-004
tblVehicleEF	LDT1	0.40	0.49
tblVehicleEF	LDT1	0.44	0.39
tblVehicleEF	LDT1	0.29	0.37
tblVehicleEF	LDT1	0.06	0.06
tblVehicleEF	LDT1	0.21	1.00
tblVehicleEF	LDT1	0.26	0.44
tblVehicleEF	LDT1	0.01	7.1250e-003
tblVehicleEF	LDT1	0.02	0.09
tblVehicleEF	LDT1	1.62	1.39
tblVehicleEF	LDT1	3.95	2.51
tblVehicleEF	LDT1	316.91	307.32
tblVehicleEF	LDT1	72.77	67.68
tblVehicleEF	LDT1	0.17	0.14
tblVehicleEF	LDT1	0.24	0.32
tblVehicleEF	LDT1	2.8630e-003	2.1810e-003
tblVehicleEF	LDT1	3.8930e-003	3.1180e-003
tblVehicleEF	LDT1	2.6370e-003	2.0080e-003

tblVehicleEF	LDT1	3.5800e-003	2.8670e-003
tblVehicleEF	LDT1	0.20	0.24
tblVehicleEF	LDT1	0.41	0.34
tblVehicleEF	LDT1	0.12	0.13
tblVehicleEF	LDT1	0.04	0.03
tblVehicleEF	LDT1	0.25	1.16
tblVehicleEF	LDT1	0.28	0.49
tblVehicleEF	LDT1	3.1900e-003	3.0340e-003
tblVehicleEF	LDT1	7.9800e-004	6.6800e-004
tblVehicleEF	LDT1	0.20	0.24
tblVehicleEF	LDT1	0.41	0.34
tblVehicleEF	LDT1	0.12	0.13
tblVehicleEF	LDT1	0.05	0.05
tblVehicleEF	LDT1	0.25	1.16
tblVehicleEF	LDT1	0.31	0.53
tblVehicleEF	LDT2	6.9330e-003	4.6240e-003
tblVehicleEF	LDT2	9.2890e-003	0.08
tblVehicleEF	LDT2	0.85	1.02
tblVehicleEF	LDT2	1.85	3.00
tblVehicleEF	LDT2	363.70	341.92
tblVehicleEF	LDT2	81.97	73.81
tblVehicleEF	LDT2	0.10	0.11
tblVehicleEF	LDT2	0.16	0.36
tblVehicleEF	LDT2	1.7370e-003	1.4800e-003
tblVehicleEF	LDT2	2.4180e-003	2.0860e-003
tblVehicleEF	LDT2	1.5980e-003	1.3630e-003
tblVehicleEF	LDT2	2.2230e-003	1.9180e-003

tblVehicleEF	LDT2	0.07	0.12
tblVehicleEF	LDT2	0.13	0.17
tblVehicleEF	LDT2	0.06	0.09
tblVehicleEF	LDT2	0.02	0.02
tblVehicleEF	LDT2	0.07	0.55
tblVehicleEF	LDT2	0.13	0.41
tblVehicleEF	LDT2	3.6440e-003	3.3750e-003
tblVehicleEF	LDT2	8.5100e-004	7.2900e-004
tblVehicleEF	LDT2	0.07	0.12
tblVehicleEF	LDT2	0.13	0.17
tblVehicleEF	LDT2	0.06	0.09
tblVehicleEF	LDT2	0.03	0.03
tblVehicleEF	LDT2	0.07	0.55
tblVehicleEF	LDT2	0.14	0.45
tblVehicleEF	LDT2	7.8730e-003	5.4060e-003
tblVehicleEF	LDT2	7.7350e-003	0.07
tblVehicleEF	LDT2	1.04	1.28
tblVehicleEF	LDT2	1.53	2.43
tblVehicleEF	LDT2	397.09	371.16
tblVehicleEF	LDT2	81.97	72.66
tblVehicleEF	LDT2	0.09	0.10
tblVehicleEF	LDT2	0.15	0.33
tblVehicleEF	LDT2	1.7370e-003	1.4800e-003
tblVehicleEF	LDT2	2.4180e-003	2.0860e-003
tblVehicleEF	LDT2	1.5980e-003	1.3630e-003
tblVehicleEF	LDT2	2.2230e-003	1.9180e-003
tblVehicleEF	LDT2	0.14	0.26

tblVehicleEF	LDT2	0.16	0.21
tblVehicleEF	LDT2	0.12	0.22
tblVehicleEF	LDT2	0.02	0.02
tblVehicleEF	LDT2	0.07	0.55
tblVehicleEF	LDT2	0.10	0.33
tblVehicleEF	LDT2	3.9810e-003	3.6640e-003
tblVehicleEF	LDT2	8.4600e-004	7.1700e-004
tblVehicleEF	LDT2	0.14	0.26
tblVehicleEF	LDT2	0.16	0.21
tblVehicleEF	LDT2	0.12	0.22
tblVehicleEF	LDT2	0.03	0.03
tblVehicleEF	LDT2	0.07	0.55
tblVehicleEF	LDT2	0.11	0.36
tblVehicleEF	LDT2	6.7430e-003	4.4830e-003
tblVehicleEF	LDT2	9.2200e-003	0.08
tblVehicleEF	LDT2	0.81	0.94
tblVehicleEF	LDT2	1.82	2.87
tblVehicleEF	LDT2	355.82	333.34
tblVehicleEF	LDT2	81.97	73.58
tblVehicleEF	LDT2	0.09	0.10
tblVehicleEF	LDT2	0.16	0.35
tblVehicleEF	LDT2	1.7370e-003	1.4800e-003
tblVehicleEF	LDT2	2.4180e-003	2.0860e-003
tblVehicleEF	LDT2	1.5980e-003	1.3630e-003
tblVehicleEF	LDT2	2.2230e-003	1.9180e-003
tblVehicleEF	LDT2	0.07	0.12
tblVehicleEF	LDT2	0.15	0.19

tblVehicleEF	LDT2	0.05	0.08
tblVehicleEF	LDT2	0.02	0.02
tblVehicleEF	LDT2	0.08	0.64
tblVehicleEF	LDT2	0.12	0.40
tblVehicleEF	LDT2	3.5650e-003	3.2900e-003
tblVehicleEF	LDT2	8.5100e-004	7.2600e-004
tblVehicleEF	LDT2	0.07	0.12
tblVehicleEF	LDT2	0.15	0.19
tblVehicleEF	LDT2	0.05	0.08
tblVehicleEF	LDT2	0.02	0.03
tblVehicleEF	LDT2	0.08	0.64
tblVehicleEF	LDT2	0.14	0.44
tblVehicleEF	LHD1	5.4860e-003	4.7000e-003
tblVehicleEF	LHD1	0.01	7.6650e-003
tblVehicleEF	LHD1	0.02	0.02
tblVehicleEF	LHD1	0.15	0.17
tblVehicleEF	LHD1	1.16	1.15
tblVehicleEF	LHD1	2.77	1.07
tblVehicleEF	LHD1	9.23	9.52
tblVehicleEF	LHD1	614.92	651.43
tblVehicleEF	LHD1	30.92	10.46
tblVehicleEF	LHD1	0.09	0.09
tblVehicleEF	LHD1	2.26	2.05
tblVehicleEF	LHD1	1.02	0.30
tblVehicleEF	LHD1	9.6600e-004	1.0220e-003
tblVehicleEF	LHD1	0.01	0.01
tblVehicleEF	LHD1	0.02	0.01

tblVehicleEF	LHD1	1.0070e-003	2.8000e-004
tblVehicleEF	LHD1	9.2400e-004	9.7800e-004
tblVehicleEF	LHD1	2.5280e-003	2.5170e-003
tblVehicleEF	LHD1	0.01	0.01
tblVehicleEF	LHD1	9.2600e-004	2.5700e-004
tblVehicleEF	LHD1	3.7970e-003	3.4940e-003
tblVehicleEF	LHD1	0.11	0.10
tblVehicleEF	LHD1	0.02	0.02
tblVehicleEF	LHD1	1.8480e-003	1.5520e-003
tblVehicleEF	LHD1	0.09	0.08
tblVehicleEF	LHD1	0.35	0.67
tblVehicleEF	LHD1	0.29	0.08
tblVehicleEF	LHD1	6.0360e-003	6.3340e-003
tblVehicleEF	LHD1	3.6200e-004	1.0400e-004
tblVehicleEF	LHD1	3.7970e-003	3.4940e-003
tblVehicleEF	LHD1	0.11	0.10
tblVehicleEF	LHD1	0.02	0.03
tblVehicleEF	LHD1	1.8480e-003	1.5520e-003
tblVehicleEF	LHD1	0.11	0.10
tblVehicleEF	LHD1	0.35	0.67
tblVehicleEF	LHD1	0.31	0.09
tblVehicleEF	LHD1	5.4860e-003	4.7190e-003
tblVehicleEF	LHD1	0.01	7.8850e-003
tblVehicleEF	LHD1	0.02	0.02
tblVehicleEF	LHD1	0.15	0.17
tblVehicleEF	LHD1	1.18	1.17
tblVehicleEF	LHD1	2.58	0.99

tblVehicleEF	LHD1	9.23	9.52
tblVehicleEF	LHD1	614.92	651.48
tblVehicleEF	LHD1	30.92	10.31
tblVehicleEF	LHD1	0.09	0.09
tblVehicleEF	LHD1	2.12	1.92
tblVehicleEF	LHD1	0.97	0.29
tblVehicleEF	LHD1	9.6600e-004	1.0220e-003
tblVehicleEF	LHD1	0.01	0.01
tblVehicleEF	LHD1	0.02	0.01
tblVehicleEF	LHD1	1.0070e-003	2.8000e-004
tblVehicleEF	LHD1	9.2400e-004	9.7800e-004
tblVehicleEF	LHD1	2.5280e-003	2.5170e-003
tblVehicleEF	LHD1	0.01	0.01
tblVehicleEF	LHD1	9.2600e-004	2.5700e-004
tblVehicleEF	LHD1	7.5090e-003	7.6480e-003
tblVehicleEF	LHD1	0.13	0.12
tblVehicleEF	LHD1	0.02	0.02
tblVehicleEF	LHD1	4.2150e-003	4.3190e-003
tblVehicleEF	LHD1	0.09	0.08
tblVehicleEF	LHD1	0.35	0.68
tblVehicleEF	LHD1	0.27	0.08
tblVehicleEF	LHD1	6.0370e-003	6.3340e-003
tblVehicleEF	LHD1	3.5800e-004	1.0200e-004
tblVehicleEF	LHD1	7.5090e-003	7.6480e-003
tblVehicleEF	LHD1	0.13	0.12
tblVehicleEF	LHD1	0.02	0.03
tblVehicleEF	LHD1	4.2150e-003	4.3190e-003

tblVehicleEF	LHD1	0.11	0.10
tblVehicleEF	LHD1	0.35	0.68
tblVehicleEF	LHD1	0.30	0.09
tblVehicleEF	LHD1	5.4860e-003	4.7050e-003
tblVehicleEF	LHD1	0.01	7.6940e-003
tblVehicleEF	LHD1	0.02	0.02
tblVehicleEF	LHD1	0.15	0.17
tblVehicleEF	LHD1	1.16	1.15
tblVehicleEF	LHD1	2.72	1.04
tblVehicleEF	LHD1	9.23	9.52
tblVehicleEF	LHD1	614.92	651.44
tblVehicleEF	LHD1	30.92	10.41
tblVehicleEF	LHD1	0.09	0.09
tblVehicleEF	LHD1	2.22	2.02
tblVehicleEF	LHD1	1.00	0.30
tblVehicleEF	LHD1	9.6600e-004	1.0220e-003
tblVehicleEF	LHD1	0.01	0.01
tblVehicleEF	LHD1	0.02	0.01
tblVehicleEF	LHD1	1.0070e-003	2.8000e-004
tblVehicleEF	LHD1	9.2400e-004	9.7800e-004
tblVehicleEF	LHD1	2.5280e-003	2.5170e-003
tblVehicleEF	LHD1	0.01	0.01
tblVehicleEF	LHD1	9.2600e-004	2.5700e-004
tblVehicleEF	LHD1	4.1760e-003	4.1510e-003
tblVehicleEF	LHD1	0.13	0.12
tblVehicleEF	LHD1	0.02	0.02
tblVehicleEF	LHD1	1.8200e-003	1.4650e-003

tblVehicleEF	LHD1	0.09	0.08
tblVehicleEF	LHD1	0.38	0.72
tblVehicleEF	LHD1	0.28	0.08
tblVehicleEF	LHD1	6.0360e-003	6.3340e-003
tblVehicleEF	LHD1	3.6100e-004	1.0300e-004
tblVehicleEF	LHD1	4.1760e-003	4.1510e-003
tblVehicleEF	LHD1	0.13	0.12
tblVehicleEF	LHD1	0.02	0.03
tblVehicleEF	LHD1	1.8200e-003	1.4650e-003
tblVehicleEF	LHD1	0.11	0.10
tblVehicleEF	LHD1	0.38	0.72
tblVehicleEF	LHD1	0.31	0.09
tblVehicleEF	LHD2	3.8190e-003	2.8840e-003
tblVehicleEF	LHD2	5.2410e-003	4.5860e-003
tblVehicleEF	LHD2	9.1660e-003	8.8630e-003
tblVehicleEF	LHD2	0.12	0.13
tblVehicleEF	LHD2	0.55	0.69
tblVehicleEF	LHD2	1.29	0.55
tblVehicleEF	LHD2	14.32	15.17
tblVehicleEF	LHD2	614.63	635.50
tblVehicleEF	LHD2	24.89	6.65
tblVehicleEF	LHD2	0.12	0.13
tblVehicleEF	LHD2	1.69	2.20
tblVehicleEF	LHD2	0.56	0.17
tblVehicleEF	LHD2	1.3030e-003	1.5160e-003
tblVehicleEF	LHD2	0.01	0.01
tblVehicleEF	LHD2	0.01	0.02

tblVehicleEF	LHD2	4.2500e-004	1.1800e-004
tblVehicleEF	LHD2	1.2470e-003	1.4500e-003
tblVehicleEF	LHD2	2.6810e-003	2.7390e-003
tblVehicleEF	LHD2	0.01	0.02
tblVehicleEF	LHD2	3.9100e-004	1.0900e-004
tblVehicleEF	LHD2	1.4000e-003	1.4390e-003
tblVehicleEF	LHD2	0.04	0.04
tblVehicleEF	LHD2	0.01	0.02
tblVehicleEF	LHD2	7.3800e-004	6.7000e-004
tblVehicleEF	LHD2	0.06	0.07
tblVehicleEF	LHD2	0.10	0.27
tblVehicleEF	LHD2	0.12	0.04
tblVehicleEF	LHD2	1.4000e-004	1.4500e-004
tblVehicleEF	LHD2	5.9810e-003	6.1160e-003
tblVehicleEF	LHD2	2.7300e-004	6.6000e-005
tblVehicleEF	LHD2	1.4000e-003	1.4390e-003
tblVehicleEF	LHD2	0.04	0.04
tblVehicleEF	LHD2	0.02	0.02
tblVehicleEF	LHD2	7.3800e-004	6.7000e-004
tblVehicleEF	LHD2	0.07	0.09
tblVehicleEF	LHD2	0.10	0.27
tblVehicleEF	LHD2	0.14	0.05
tblVehicleEF	LHD2	3.8190e-003	2.8950e-003
tblVehicleEF	LHD2	5.3190e-003	4.6420e-003
tblVehicleEF	LHD2	8.7380e-003	8.3740e-003
tblVehicleEF	LHD2	0.12	0.13
tblVehicleEF	LHD2	0.56	0.70

tblVehicleEF	LHD2	1.21	0.51
tblVehicleEF	LHD2	14.32	15.17
tblVehicleEF	LHD2	614.63	635.52
tblVehicleEF	LHD2	24.89	6.57
tblVehicleEF	LHD2	0.12	0.13
tblVehicleEF	LHD2	1.59	2.07
tblVehicleEF	LHD2	0.54	0.16
tblVehicleEF	LHD2	1.3030e-003	1.5160e-003
tblVehicleEF	LHD2	0.01	0.01
tblVehicleEF	LHD2	0.01	0.02
tblVehicleEF	LHD2	4.2500e-004	1.1800e-004
tblVehicleEF	LHD2	1.2470e-003	1.4500e-003
tblVehicleEF	LHD2	2.6810e-003	2.7390e-003
tblVehicleEF	LHD2	0.01	0.02
tblVehicleEF	LHD2	3.9100e-004	1.0900e-004
tblVehicleEF	LHD2	2.7070e-003	3.1230e-003
tblVehicleEF	LHD2	0.05	0.05
tblVehicleEF	LHD2	0.01	0.02
tblVehicleEF	LHD2	1.6130e-003	1.8400e-003
tblVehicleEF	LHD2	0.06	0.07
tblVehicleEF	LHD2	0.10	0.28
tblVehicleEF	LHD2	0.12	0.04
tblVehicleEF	LHD2	1.4000e-004	1.4500e-004
tblVehicleEF	LHD2	5.9810e-003	6.1160e-003
tblVehicleEF	LHD2	2.7100e-004	6.5000e-005
tblVehicleEF	LHD2	2.7070e-003	3.1230e-003
tblVehicleEF	LHD2	0.05	0.05

tblVehicleEF	LHD2	0.02	0.02
tblVehicleEF	LHD2	1.6130e-003	1.8400e-003
tblVehicleEF	LHD2	0.07	0.09
tblVehicleEF	LHD2	0.10	0.28
tblVehicleEF	LHD2	0.13	0.05
tblVehicleEF	LHD2	3.8190e-003	2.8870e-003
tblVehicleEF	LHD2	5.2490e-003	4.5950e-003
tblVehicleEF	LHD2	9.0820e-003	8.7350e-003
tblVehicleEF	LHD2	0.12	0.13
tblVehicleEF	LHD2	0.55	0.69
tblVehicleEF	LHD2	1.27	0.54
tblVehicleEF	LHD2	14.32	15.17
tblVehicleEF	LHD2	614.63	635.51
tblVehicleEF	LHD2	24.89	6.62
tblVehicleEF	LHD2	0.12	0.13
tblVehicleEF	LHD2	1.67	2.17
tblVehicleEF	LHD2	0.55	0.17
tblVehicleEF	LHD2	1.3030e-003	1.5160e-003
tblVehicleEF	LHD2	0.01	0.01
tblVehicleEF	LHD2	0.01	0.02
tblVehicleEF	LHD2	4.2500e-004	1.1800e-004
tblVehicleEF	LHD2	1.2470e-003	1.4500e-003
tblVehicleEF	LHD2	2.6810e-003	2.7390e-003
tblVehicleEF	LHD2	0.01	0.02
tblVehicleEF	LHD2	3.9100e-004	1.0900e-004
tblVehicleEF	LHD2	1.4600e-003	1.6420e-003
tblVehicleEF	LHD2	0.05	0.05

tblVehicleEF	LHD2	0.01	0.02
tblVehicleEF	LHD2	7.2300e-004	6.2200e-004
tblVehicleEF	LHD2	0.06	0.07
tblVehicleEF	LHD2	0.10	0.29
tblVehicleEF	LHD2	0.12	0.04
tblVehicleEF	LHD2	1.4000e-004	1.4500e-004
tblVehicleEF	LHD2	5.9810e-003	6.1160e-003
tblVehicleEF	LHD2	2.7200e-004	6.6000e-005
tblVehicleEF	LHD2	1.4600e-003	1.6420e-003
tblVehicleEF	LHD2	0.05	0.05
tblVehicleEF	LHD2	0.02	0.02
tblVehicleEF	LHD2	7.2300e-004	6.2200e-004
tblVehicleEF	LHD2	0.07	0.09
tblVehicleEF	LHD2	0.10	0.29
tblVehicleEF	LHD2	0.13	0.05
tblVehicleEF	MCY	0.42	0.33
tblVehicleEF	MCY	0.16	0.27
tblVehicleEF	MCY	21.02	22.01
tblVehicleEF	MCY	9.91	8.98
tblVehicleEF	MCY	167.12	210.64
tblVehicleEF	MCY	46.87	62.81
tblVehicleEF	MCY	1.17	1.19
tblVehicleEF	MCY	0.31	0.27
tblVehicleEF	MCY	1.8190e-003	1.7180e-003
tblVehicleEF	MCY	3.7460e-003	3.2090e-003
tblVehicleEF	MCY	1.7050e-003	1.6110e-003
tblVehicleEF	MCY	3.5370e-003	3.0300e-003

tblVehicleEF	MCY	1.45	1.46
tblVehicleEF	MCY	0.85	0.88
tblVehicleEF	MCY	0.80	0.82
tblVehicleEF	MCY	2.26	2.21
tblVehicleEF	MCY	0.50	2.24
tblVehicleEF	MCY	2.17	1.99
tblVehicleEF	MCY	2.0790e-003	2.0840e-003
tblVehicleEF	MCY	6.9500e-004	6.2200e-004
tblVehicleEF	MCY	1.45	1.46
tblVehicleEF	MCY	0.85	0.88
tblVehicleEF	MCY	0.80	0.82
tblVehicleEF	MCY	2.76	2.69
tblVehicleEF	MCY	0.50	2.24
tblVehicleEF	MCY	2.37	2.16
tblVehicleEF	MCY	0.41	0.32
tblVehicleEF	MCY	0.14	0.22
tblVehicleEF	MCY	21.14	22.21
tblVehicleEF	MCY	9.06	8.04
tblVehicleEF	MCY	167.12	210.71
tblVehicleEF	MCY	46.87	60.21
tblVehicleEF	MCY	0.99	1.00
tblVehicleEF	MCY	0.29	0.25
tblVehicleEF	MCY	1.8190e-003	1.7180e-003
tblVehicleEF	MCY	3.7460e-003	3.2090e-003
tblVehicleEF	MCY	1.7050e-003	1.6110e-003
tblVehicleEF	MCY	3.5370e-003	3.0300e-003
tblVehicleEF	MCY	3.14	3.54

tblVehicleEF	MCY	1.28	1.46
tblVehicleEF	MCY	2.14	2.53
tblVehicleEF	MCY	2.19	2.14
tblVehicleEF	MCY	0.50	2.25
tblVehicleEF	MCY	1.87	1.65
tblVehicleEF	MCY	2.0790e-003	2.0850e-003
tblVehicleEF	MCY	6.7100e-004	5.9600e-004
tblVehicleEF	MCY	3.14	3.54
tblVehicleEF	MCY	1.28	1.46
tblVehicleEF	MCY	2.14	2.53
tblVehicleEF	MCY	2.69	2.61
tblVehicleEF	MCY	0.50	2.25
tblVehicleEF	MCY	2.03	1.80
tblVehicleEF	MCY	0.42	0.32
tblVehicleEF	MCY	0.15	0.25
tblVehicleEF	MCY	20.06	20.78
tblVehicleEF	MCY	9.53	8.40
tblVehicleEF	MCY	167.12	208.52
tblVehicleEF	MCY	46.87	61.47
tblVehicleEF	MCY	1.13	1.14
tblVehicleEF	MCY	0.31	0.26
tblVehicleEF	MCY	1.8190e-003	1.7180e-003
tblVehicleEF	MCY	3.7460e-003	3.2090e-003
tblVehicleEF	MCY	1.7050e-003	1.6110e-003
tblVehicleEF	MCY	3.5370e-003	3.0300e-003
tblVehicleEF	MCY	1.71	1.84
tblVehicleEF	MCY	1.14	1.19

tblVehicleEF	MCY	0.72	0.67
tblVehicleEF	MCY	2.22	2.16
tblVehicleEF	MCY	0.57	2.54
tblVehicleEF	MCY	2.10	1.86
tblVehicleEF	MCY	6.8600e-004	6.0800e-004
tblVehicleEF	MCY	1.71	1.84
tblVehicleEF	MCY	1.14	1.19
tblVehicleEF	MCY	0.72	0.67
tblVehicleEF	MCY	2.71	2.63
tblVehicleEF	MCY	0.57	2.54
tblVehicleEF	MCY	2.28	2.02
tblVehicleEF	MDV	0.01	6.7810e-003
tblVehicleEF	MDV	0.02	0.10
tblVehicleEF	MDV	1.55	1.37
tblVehicleEF	MDV	3.59	3.68
tblVehicleEF	MDV	498.66	425.57
tblVehicleEF	MDV	110.76	90.69
tblVehicleEF	MDV	0.20	0.16
tblVehicleEF	MDV	0.36	0.44
tblVehicleEF	MDV	1.8680e-003	1.6560e-003
tblVehicleEF	MDV	2.5890e-003	2.2360e-003
tblVehicleEF	MDV	1.7240e-003	1.5300e-003
tblVehicleEF	MDV	2.3820e-003	2.0580e-003
tblVehicleEF	MDV	0.10	0.13
tblVehicleEF	MDV	0.21	0.19
tblVehicleEF	MDV	0.09	0.11
tblVehicleEF	MDV	0.04	0.03

tblVehicleEF	MDV	0.11	0.56
tblVehicleEF	MDV	0.28	0.52
tblVehicleEF	MDV	5.0000e-003	4.1980e-003
tblVehicleEF	MDV	1.1710e-003	8.9500e-004
tblVehicleEF	MDV	0.10	0.13
tblVehicleEF	MDV	0.21	0.19
tblVehicleEF	MDV	0.09	0.11
tblVehicleEF	MDV	0.05	0.04
tblVehicleEF	MDV	0.11	0.56
tblVehicleEF	MDV	0.31	0.57
tblVehicleEF	MDV	0.02	7.8200e-003
tblVehicleEF	MDV	0.02	0.08
tblVehicleEF	MDV	1.87	1.69
tblVehicleEF	MDV	2.99	2.99
tblVehicleEF	MDV	542.90	456.91
tblVehicleEF	MDV	110.76	89.27
tblVehicleEF	MDV	0.18	0.14
tblVehicleEF	MDV	0.33	0.41
tblVehicleEF	MDV	1.8680e-003	1.6560e-003
tblVehicleEF	MDV	2.5890e-003	2.2360e-003
tblVehicleEF	MDV	1.7240e-003	1.5300e-003
tblVehicleEF	MDV	2.3820e-003	2.0580e-003
tblVehicleEF	MDV	0.21	0.29
tblVehicleEF	MDV	0.24	0.23
tblVehicleEF	MDV	0.18	0.26
tblVehicleEF	MDV	0.04	0.04
tblVehicleEF	MDV	0.11	0.57

tblVehicleEF	MDV	0.24	0.43
tblVehicleEF	MDV	5.4470e-003	4.5080e-003
tblVehicleEF	MDV	1.1600e-003	8.8100e-004
tblVehicleEF	MDV	0.21	0.29
tblVehicleEF	MDV	0.24	0.23
tblVehicleEF	MDV	0.18	0.26
tblVehicleEF	MDV	0.06	0.05
tblVehicleEF	MDV	0.11	0.57
tblVehicleEF	MDV	0.26	0.47
tblVehicleEF	MDV	0.01	6.5500e-003
tblVehicleEF	MDV	0.02	0.10
tblVehicleEF	MDV	1.47	1.27
tblVehicleEF	MDV	3.53	3.52
tblVehicleEF	MDV	488.33	416.35
tblVehicleEF	MDV	110.76	90.40
tblVehicleEF	MDV	0.19	0.15
tblVehicleEF	MDV	0.35	0.43
tblVehicleEF	MDV	1.8680e-003	1.6560e-003
tblVehicleEF	MDV	2.5890e-003	2.2360e-003
tblVehicleEF	MDV	1.7240e-003	1.5300e-003
tblVehicleEF	MDV	2.3820e-003	2.0580e-003
tblVehicleEF	MDV	0.10	0.13
tblVehicleEF	MDV	0.23	0.20
tblVehicleEF	MDV	0.08	0.10
tblVehicleEF	MDV	0.04	0.03
tblVehicleEF	MDV	0.13	0.65
tblVehicleEF	MDV	0.28	0.51

tblVehicleEF	MDV	4.8960e-003	4.1070e-003
tblVehicleEF	MDV	1.1700e-003	8.9200e-004
tblVehicleEF	MDV	0.10	0.13
tblVehicleEF	MDV	0.23	0.20
tblVehicleEF	MDV	0.08	0.10
tblVehicleEF	MDV	0.05	0.04
tblVehicleEF	MDV	0.13	0.65
tblVehicleEF	MDV	0.31	0.56
tblVehicleEF	MH	0.04	4.0640e-003
tblVehicleEF	MH	0.03	0.00
tblVehicleEF	MH	3.60	0.38
tblVehicleEF	MH	6.96	0.00
tblVehicleEF	MH	1,048.28	936.22
tblVehicleEF	MH	59.91	0.00
tblVehicleEF	MH	1.64	5.05
tblVehicleEF	MH	0.95	0.00
tblVehicleEF	MH	0.01	0.02
tblVehicleEF	MH	0.04	0.19
tblVehicleEF	MH	1.2510e-003	0.00
tblVehicleEF	MH	3.2210e-003	4.0000e-003
tblVehicleEF	MH	0.04	0.18
tblVehicleEF	MH	1.1500e-003	0.00
tblVehicleEF	MH	1.56	0.00
tblVehicleEF	MH	0.09	0.00
tblVehicleEF	MH	0.54	0.00
tblVehicleEF	MH	0.12	0.09
tblVehicleEF	MH	0.03	0.00

tblVehicleEF	MH	0.40	0.00
tblVehicleEF	MH	0.01	8.8510e-003
tblVehicleEF	MH	7.2000e-004	0.00
tblVehicleEF	MH	1.56	0.00
tblVehicleEF	MH	0.09	0.00
tblVehicleEF	MH	0.54	0.00
tblVehicleEF	MH	0.17	0.10
tblVehicleEF	MH	0.03	0.00
tblVehicleEF	MH	0.44	0.00
tblVehicleEF	MH	0.04	4.0640e-003
tblVehicleEF	MH	0.03	0.00
tblVehicleEF	MH	3.74	0.38
tblVehicleEF	MH	6.31	0.00
tblVehicleEF	MH	1,048.28	936.22
tblVehicleEF	MH	59.91	0.00
tblVehicleEF	MH	1.50	4.73
tblVehicleEF	MH	0.90	0.00
tblVehicleEF	MH	0.01	0.02
tblVehicleEF	MH	0.04	0.19
tblVehicleEF	MH	1.2510e-003	0.00
tblVehicleEF	MH	3.2210e-003	4.0000e-003
tblVehicleEF	MH	0.04	0.18
tblVehicleEF	MH	1.1500e-003	0.00
tblVehicleEF	MH	3.12	0.00
tblVehicleEF	MH	0.11	0.00
tblVehicleEF	MH	1.30	0.00
tblVehicleEF	MH	0.12	0.09

tblVehicleEF	MH	0.03	0.00
tblVehicleEF	MH	0.37	0.00
tblVehicleEF	MH	0.01	8.8510e-003
tblVehicleEF	MH	7.0900e-004	0.00
tblVehicleEF	MH	3.12	0.00
tblVehicleEF	MH	0.11	0.00
tblVehicleEF	MH	1.30	0.00
tblVehicleEF	MH	0.17	0.10
tblVehicleEF	MH	0.03	0.00
tblVehicleEF	MH	0.41	0.00
tblVehicleEF	MH	0.04	4.0640e-003
tblVehicleEF	MH	0.03	0.00
tblVehicleEF	MH	3.61	0.38
tblVehicleEF	MH	6.87	0.00
tblVehicleEF	MH	1,048.28	936.22
tblVehicleEF	MH	59.91	0.00
tblVehicleEF	MH	1.61	4.97
tblVehicleEF	MH	0.94	0.00
tblVehicleEF	MH	0.01	0.02
tblVehicleEF	MH	0.04	0.19
tblVehicleEF	MH	1.2510e-003	0.00
tblVehicleEF	MH	3.2210e-003	4.0000e-003
tblVehicleEF	MH	0.04	0.18
tblVehicleEF	MH	1.1500e-003	0.00
tblVehicleEF	MH	1.88	0.00
tblVehicleEF	MH	0.12	0.00
tblVehicleEF	MH	0.56	0.00

tblVehicleEF	MH	0.12	0.09
tblVehicleEF	MH	0.03	0.00
tblVehicleEF	MH	0.40	0.00
tblVehicleEF	MH	0.01	8.8510e-003
tblVehicleEF	MH	7.1900e-004	0.00
tblVehicleEF	MH	1.88	0.00
tblVehicleEF	MH	0.12	0.00
tblVehicleEF	MH	0.56	0.00
tblVehicleEF	MH	0.17	0.10
tblVehicleEF	MH	0.03	0.00
tblVehicleEF	MH	0.43	0.00
tblVehicleEF	MHD	0.02	5.4630e-003
tblVehicleEF	MHD	4.1450e-003	6.2250e-003
tblVehicleEF	MHD	0.06	0.02
tblVehicleEF	MHD	0.33	0.44
tblVehicleEF	MHD	0.31	0.67
tblVehicleEF	MHD	6.00	1.87
tblVehicleEF	MHD	155.10	70.79
tblVehicleEF	MHD	1,105.72	1,107.75
tblVehicleEF	MHD	53.92	15.06
tblVehicleEF	MHD	0.63	0.57
tblVehicleEF	MHD	1.08	1.89
tblVehicleEF	MHD	11.74	0.98
tblVehicleEF	MHD	4.3700e-004	1.7550e-003
tblVehicleEF	MHD	5.5780e-003	0.06
tblVehicleEF	MHD	8.2200e-004	1.9600e-004
tblVehicleEF	MHD	4.1800e-004	1.6790e-003

tblVehicleEF	MHD	5.3330e-003	0.06
tblVehicleEF	MHD	7.5600e-004	1.8000e-004
tblVehicleEF	MHD	1.4330e-003	1.2040e-003
tblVehicleEF	MHD	0.05	0.04
tblVehicleEF	MHD	0.02	0.03
tblVehicleEF	MHD	7.1400e-004	5.5800e-004
tblVehicleEF	MHD	0.04	0.08
tblVehicleEF	MHD	0.02	0.20
tblVehicleEF	MHD	0.36	0.08
tblVehicleEF	MHD	1.4910e-003	6.7300e-004
tblVehicleEF	MHD	0.01	0.01
tblVehicleEF	MHD	6.4400e-004	1.4900e-004
tblVehicleEF	MHD	1.4330e-003	1.2040e-003
tblVehicleEF	MHD	0.05	0.04
tblVehicleEF	MHD	0.03	0.04
tblVehicleEF	MHD	7.1400e-004	5.5800e-004
tblVehicleEF	MHD	0.05	0.09
tblVehicleEF	MHD	0.02	0.20
tblVehicleEF	MHD	0.40	0.09
tblVehicleEF	MHD	0.02	5.1740e-003
tblVehicleEF	MHD	4.2290e-003	6.3500e-003
tblVehicleEF	MHD	0.05	0.02
tblVehicleEF	MHD	0.24	0.35
tblVehicleEF	MHD	0.32	0.68
tblVehicleEF	MHD	5.61	1.72
tblVehicleEF	MHD	164.29	72.16
tblVehicleEF	MHD	1,105.72	1,107.78

tblVehicleEF	MHD	53.92	14.81
tblVehicleEF	MHD	0.65	0.57
tblVehicleEF	MHD	1.01	1.76
tblVehicleEF	MHD	11.70	0.97
tblVehicleEF	MHD	3.6900e-004	1.4820e-003
tblVehicleEF	MHD	5.5780e-003	0.06
tblVehicleEF	MHD	8.2200e-004	1.9600e-004
tblVehicleEF	MHD	3.5300e-004	1.4180e-003
tblVehicleEF	MHD	5.3330e-003	0.06
tblVehicleEF	MHD	7.5600e-004	1.8000e-004
tblVehicleEF	MHD	2.8480e-003	2.6690e-003
tblVehicleEF	MHD	0.05	0.05
tblVehicleEF	MHD	0.02	0.03
tblVehicleEF	MHD	1.6690e-003	1.6090e-003
tblVehicleEF	MHD	0.04	0.08
tblVehicleEF	MHD	0.02	0.21
tblVehicleEF	MHD	0.35	0.08
tblVehicleEF	MHD	1.5770e-003	6.8700e-004
tblVehicleEF	MHD	0.01	0.01
tblVehicleEF	MHD	6.3800e-004	1.4700e-004
tblVehicleEF	MHD	2.8480e-003	2.6690e-003
tblVehicleEF	MHD	0.05	0.05
tblVehicleEF	MHD	0.03	0.03
tblVehicleEF	MHD	1.6690e-003	1.6090e-003
tblVehicleEF	MHD	0.05	0.10
tblVehicleEF	MHD	0.02	0.21
tblVehicleEF	MHD	0.38	0.09

tblVehicleEF	MHD	0.02	5.8910e-003
tblVehicleEF	MHD	4.1530e-003	6.2420e-003
tblVehicleEF	MHD	0.06	0.02
tblVehicleEF	MHD	0.46	0.57
tblVehicleEF	MHD	0.31	0.67
tblVehicleEF	MHD	5.90	1.82
tblVehicleEF	MHD	142.41	68.88
tblVehicleEF	MHD	1,105.72	1,107.76
tblVehicleEF	MHD	53.92	14.97
tblVehicleEF	MHD	0.60	0.56
tblVehicleEF	MHD	1.06	1.85
tblVehicleEF	MHD	11.73	0.98
tblVehicleEF	MHD	5.3200e-004	2.1320e-003
tblVehicleEF	MHD	5.5780e-003	0.06
tblVehicleEF	MHD	8.2200e-004	1.9600e-004
tblVehicleEF	MHD	5.0900e-004	2.0400e-003
tblVehicleEF	MHD	5.3330e-003	0.06
tblVehicleEF	MHD	7.5600e-004	1.8000e-004
tblVehicleEF	MHD	1.5800e-003	1.4230e-003
tblVehicleEF	MHD	0.05	0.04
tblVehicleEF	MHD	0.03	0.03
tblVehicleEF	MHD	7.0500e-004	5.1800e-004
tblVehicleEF	MHD	0.04	0.08
tblVehicleEF	MHD	0.02	0.22
tblVehicleEF	MHD	0.36	0.08
tblVehicleEF	MHD	1.3710e-003	6.5500e-004
tblVehicleEF	MHD	0.01	0.01

tblVehicleEF	MHD	6.4300e-004	1.4800e-004
tblVehicleEF	MHD	1.5800e-003	1.4230e-003
tblVehicleEF	MHD	0.05	0.04
tblVehicleEF	MHD	0.04	0.04
tblVehicleEF	MHD	7.0500e-004	5.1800e-004
tblVehicleEF	MHD	0.05	0.09
tblVehicleEF	MHD	0.02	0.22
tblVehicleEF	MHD	0.39	0.09
tblVehicleEF	OBUS	0.01	9.8280e-003
tblVehicleEF	OBUS	0.01	0.01
tblVehicleEF	OBUS	0.03	0.03
tblVehicleEF	OBUS	0.27	0.43
tblVehicleEF	OBUS	0.73	1.52
tblVehicleEF	OBUS	6.67	3.30
tblVehicleEF	OBUS	70.21	51.97
tblVehicleEF	OBUS	1,126.32	1,610.98
tblVehicleEF	OBUS	71.08	24.56
tblVehicleEF	OBUS	0.32	0.26
tblVehicleEF	OBUS	1.10	1.20
tblVehicleEF	OBUS	1.97	0.47
tblVehicleEF	OBUS	1.1300e-004	1.0320e-003
tblVehicleEF	OBUS	5.4210e-003	0.02
tblVehicleEF	OBUS	9.1200e-004	2.4700e-004
tblVehicleEF	OBUS	1.0800e-004	9.8700e-004
tblVehicleEF	OBUS	5.1650e-003	0.02
tblVehicleEF	OBUS	8.3900e-004	2.2700e-004
tblVehicleEF	OBUS	2.2350e-003	3.0920e-003

tblVehicleEF	OBUS	0.02	0.03
tblVehicleEF	OBUS	0.04	0.05
tblVehicleEF	OBUS	9.4600e-004	1.1800e-003
tblVehicleEF	OBUS	0.05	0.08
tblVehicleEF	OBUS	0.05	0.35
tblVehicleEF	OBUS	0.41	0.16
tblVehicleEF	OBUS	6.8200e-004	4.9900e-004
tblVehicleEF	OBUS	0.01	0.02
tblVehicleEF	OBUS	8.2800e-004	2.4300e-004
tblVehicleEF	OBUS	2.2350e-003	3.0920e-003
tblVehicleEF	OBUS	0.02	0.03
tblVehicleEF	OBUS	0.05	0.07
tblVehicleEF	OBUS	9.4600e-004	1.1800e-003
tblVehicleEF	OBUS	0.06	0.11
tblVehicleEF	OBUS	0.05	0.35
tblVehicleEF	OBUS	0.45	0.17
tblVehicleEF	OBUS	0.01	9.8610e-003
tblVehicleEF	OBUS	0.01	0.01
tblVehicleEF	OBUS	0.03	0.03
tblVehicleEF	OBUS	0.26	0.41
tblVehicleEF	OBUS	0.75	1.57
tblVehicleEF	OBUS	6.11	2.97
tblVehicleEF	OBUS	73.34	52.23
tblVehicleEF	OBUS	1,126.32	1,611.07
tblVehicleEF	OBUS	71.08	24.00
tblVehicleEF	OBUS	0.33	0.26
tblVehicleEF	OBUS	1.02	1.08

tblVehicleEF	OBUS	1.92	0.45
tblVehicleEF	OBUS	9.5000e-005	8.7200e-004
tblVehicleEF	OBUS	5.4210e-003	0.02
tblVehicleEF	OBUS	9.1200e-004	2.4700e-004
tblVehicleEF	OBUS	9.1000e-005	8.3400e-004
tblVehicleEF	OBUS	5.1650e-003	0.02
tblVehicleEF	OBUS	8.3900e-004	2.2700e-004
tblVehicleEF	OBUS	4.3510e-003	6.6820e-003
tblVehicleEF	OBUS	0.02	0.04
tblVehicleEF	OBUS	0.04	0.05
tblVehicleEF	OBUS	2.1830e-003	3.3480e-003
tblVehicleEF	OBUS	0.05	0.08
tblVehicleEF	OBUS	0.05	0.36
tblVehicleEF	OBUS	0.39	0.15
tblVehicleEF	OBUS	7.1200e-004	5.0100e-004
tblVehicleEF	OBUS	0.01	0.02
tblVehicleEF	OBUS	8.1800e-004	2.3700e-004
tblVehicleEF	OBUS	4.3510e-003	6.6820e-003
tblVehicleEF	OBUS	0.02	0.04
tblVehicleEF	OBUS	0.05	0.07
tblVehicleEF	OBUS	2.1830e-003	3.3480e-003
tblVehicleEF	OBUS	0.07	0.11
tblVehicleEF	OBUS	0.05	0.36
tblVehicleEF	OBUS	0.42	0.16
tblVehicleEF	OBUS	0.01	9.8320e-003
tblVehicleEF	OBUS	0.01	0.01
tblVehicleEF	OBUS	0.03	0.03

tblVehicleEF	OBUS	0.28	0.44
tblVehicleEF	OBUS	0.73	1.53
tblVehicleEF	OBUS	6.62	3.24
tblVehicleEF	OBUS	65.88	51.61
tblVehicleEF	OBUS	1,126.32	1,611.00
tblVehicleEF	OBUS	71.08	24.45
tblVehicleEF	OBUS	0.31	0.26
tblVehicleEF	OBUS	1.08	1.17
tblVehicleEF	OBUS	1.96	0.47
tblVehicleEF	OBUS	1.3700e-004	1.2520e-003
tblVehicleEF	OBUS	5.4210e-003	0.02
tblVehicleEF	OBUS	9.1200e-004	2.4700e-004
tblVehicleEF	OBUS	1.3100e-004	1.1980e-003
tblVehicleEF	OBUS	5.1650e-003	0.02
tblVehicleEF	OBUS	8.3900e-004	2.2700e-004
tblVehicleEF	OBUS	2.3980e-003	3.4750e-003
tblVehicleEF	OBUS	0.02	0.03
tblVehicleEF	OBUS	0.04	0.05
tblVehicleEF	OBUS	9.5900e-004	1.1270e-003
tblVehicleEF	OBUS	0.05	0.08
tblVehicleEF	OBUS	0.05	0.38
tblVehicleEF	OBUS	0.41	0.15
tblVehicleEF	OBUS	6.4100e-004	4.9500e-004
tblVehicleEF	OBUS	0.01	0.02
tblVehicleEF	OBUS	8.2700e-004	2.4200e-004
tblVehicleEF	OBUS	2.3980e-003	3.4750e-003
tblVehicleEF	OBUS	0.02	0.03

tblVehicleEF	OBUS	0.05	0.07
tblVehicleEF	OBUS	9.5900e-004	1.1270e-003
tblVehicleEF	OBUS	0.06	0.11
tblVehicleEF	OBUS	0.05	0.38
tblVehicleEF	OBUS	0.45	0.17
tblVehicleEF	SBUS	0.86	0.01
tblVehicleEF	SBUS	0.01	4.4370e-003
tblVehicleEF	SBUS	0.07	1.1460e-003
tblVehicleEF	SBUS	5.64	1.00
tblVehicleEF	SBUS	0.71	0.28
tblVehicleEF	SBUS	5.49	0.17
tblVehicleEF	SBUS	1,270.71	324.55
tblVehicleEF	SBUS	1,144.20	1,170.32
tblVehicleEF	SBUS	36.06	0.97
tblVehicleEF	SBUS	12.46	3.52
tblVehicleEF	SBUS	5.17	5.16
tblVehicleEF	SBUS	15.23	0.98
tblVehicleEF	SBUS	0.01	3.9580e-003
tblVehicleEF	SBUS	0.01	0.01
tblVehicleEF	SBUS	0.03	0.03
tblVehicleEF	SBUS	5.0600e-004	1.4000e-005
tblVehicleEF	SBUS	0.01	3.7870e-003
tblVehicleEF	SBUS	2.7630e-003	2.8810e-003
tblVehicleEF	SBUS	0.03	0.03
tblVehicleEF	SBUS	4.6500e-004	1.3000e-005
tblVehicleEF	SBUS	3.0740e-003	5.8000e-005
tblVehicleEF	SBUS	0.02	2.1600e-004

tblVehicleEF	SBUS	0.68	0.08
tblVehicleEF	SBUS	1.3130e-003	2.2000e-005
tblVehicleEF	SBUS	0.12	0.09
tblVehicleEF	SBUS	0.01	1.7430e-003
tblVehicleEF	SBUS	0.28	6.0120e-003
tblVehicleEF	SBUS	0.01	3.0720e-003
tblVehicleEF	SBUS	0.01	0.01
tblVehicleEF	SBUS	4.5600e-004	1.0000e-005
tblVehicleEF	SBUS	3.0740e-003	5.8000e-005
tblVehicleEF	SBUS	0.02	2.1600e-004
tblVehicleEF	SBUS	0.97	0.11
tblVehicleEF	SBUS	1.3130e-003	2.2000e-005
tblVehicleEF	SBUS	0.14	0.10
tblVehicleEF	SBUS	0.01	1.7430e-003
tblVehicleEF	SBUS	0.31	6.5820e-003
tblVehicleEF	SBUS	0.86	0.01
tblVehicleEF	SBUS	0.01	4.4520e-003
tblVehicleEF	SBUS	0.06	8.8900e-004
tblVehicleEF	SBUS	5.48	0.96
tblVehicleEF	SBUS	0.72	0.28
tblVehicleEF	SBUS	3.76	0.10
tblVehicleEF	SBUS	1,335.64	332.90
tblVehicleEF	SBUS	1,144.20	1,170.32
tblVehicleEF	SBUS	36.06	0.86
tblVehicleEF	SBUS	12.86	3.59
tblVehicleEF	SBUS	4.84	4.82
tblVehicleEF	SBUS	15.20	0.98

tblVehicleEF	SBUS	0.01	3.3450e-003
tblVehicleEF	SBUS	0.01	0.01
tblVehicleEF	SBUS	0.03	0.03
tblVehicleEF	SBUS	5.0600e-004	1.4000e-005
tblVehicleEF	SBUS	0.01	3.2000e-003
tblVehicleEF	SBUS	2.7630e-003	2.8810e-003
tblVehicleEF	SBUS	0.03	0.03
tblVehicleEF	SBUS	4.6500e-004	1.3000e-005
tblVehicleEF	SBUS	5.9210e-003	1.3100e-004
tblVehicleEF	SBUS	0.02	3.0200e-004
tblVehicleEF	SBUS	0.67	0.08
tblVehicleEF	SBUS	2.9370e-003	7.4000e-005
tblVehicleEF	SBUS	0.12	0.09
tblVehicleEF	SBUS	9.6420e-003	1.5130e-003
tblVehicleEF	SBUS	0.23	4.6550e-003
tblVehicleEF	SBUS	0.01	3.1510e-003
tblVehicleEF	SBUS	0.01	0.01
tblVehicleEF	SBUS	4.2700e-004	9.0000e-006
tblVehicleEF	SBUS	5.9210e-003	1.3100e-004
tblVehicleEF	SBUS	0.02	3.0200e-004
tblVehicleEF	SBUS	0.96	0.11
tblVehicleEF	SBUS	2.9370e-003	7.4000e-005
tblVehicleEF	SBUS	0.14	0.10
tblVehicleEF	SBUS	9.6420e-003	1.5130e-003
tblVehicleEF	SBUS	0.25	5.0970e-003
tblVehicleEF	SBUS	0.86	0.01
tblVehicleEF	SBUS	0.01	4.4380e-003

tblVehicleEF	SBUS	0.07	1.1310e-003
tblVehicleEF	SBUS	5.85	1.05
tblVehicleEF	SBUS	0.71	0.28
tblVehicleEF	SBUS	5.54	0.16
tblVehicleEF	SBUS	1,181.05	313.01
tblVehicleEF	SBUS	1,144.20	1,170.32
tblVehicleEF	SBUS	36.06	0.95
tblVehicleEF	SBUS	11.91	3.42
tblVehicleEF	SBUS	5.09	5.07
tblVehicleEF	SBUS	15.23	0.98
tblVehicleEF	SBUS	0.02	4.8040e-003
tblVehicleEF	SBUS	0.01	0.01
tblVehicleEF	SBUS	0.03	0.03
tblVehicleEF	SBUS	5.0600e-004	1.4000e-005
tblVehicleEF	SBUS	0.02	4.5960e-003
tblVehicleEF	SBUS	2.7630e-003	2.8810e-003
tblVehicleEF	SBUS	0.03	0.03
tblVehicleEF	SBUS	4.6500e-004	1.3000e-005
tblVehicleEF	SBUS	3.2090e-003	7.3000e-005
tblVehicleEF	SBUS	0.02	2.5400e-004
tblVehicleEF	SBUS	0.68	0.08
tblVehicleEF	SBUS	1.2980e-003	2.0000e-005
tblVehicleEF	SBUS	0.12	0.09
tblVehicleEF	SBUS	0.01	2.3230e-003
tblVehicleEF	SBUS	0.29	5.9330e-003
tblVehicleEF	SBUS	0.01	2.9630e-003
tblVehicleEF	SBUS	0.01	0.01

tblVehicleEF	SBUS	4.5600e-004	9.0000e-006
tblVehicleEF	SBUS	3.2090e-003	7.3000e-005
tblVehicleEF	SBUS	0.02	2.5400e-004
tblVehicleEF	SBUS	0.97	0.11
tblVehicleEF	SBUS	1.2980e-003	2.0000e-005
tblVehicleEF	SBUS	0.14	0.10
tblVehicleEF	SBUS	0.01	2.3230e-003
tblVehicleEF	SBUS	0.32	6.4960e-003
tblVehicleEF	UBUS	1.95	3.51
tblVehicleEF	UBUS	0.09	0.04
tblVehicleEF	UBUS	9.79	26.99
tblVehicleEF	UBUS	14.93	2.87
tblVehicleEF	UBUS	1,861.83	1,847.21
tblVehicleEF	UBUS	135.15	32.35
tblVehicleEF	UBUS	6.43	0.39
tblVehicleEF	UBUS	13.77	0.28
tblVehicleEF	UBUS	0.52	0.10
tblVehicleEF	UBUS	0.01	0.02
tblVehicleEF	UBUS	0.07	2.6230e-003
tblVehicleEF	UBUS	1.3790e-003	2.3500e-004
tblVehicleEF	UBUS	0.22	0.04
tblVehicleEF	UBUS	3.0000e-003	5.4850e-003
tblVehicleEF	UBUS	0.07	2.4900e-003
tblVehicleEF	UBUS	1.2680e-003	2.1600e-004
tblVehicleEF	UBUS	8.4220e-003	2.2150e-003
tblVehicleEF	UBUS	0.12	0.02
tblVehicleEF	UBUS	4.0730e-003	8.9000e-004

tblVehicleEF	UBUS	0.66	0.06
tblVehicleEF	UBUS	0.02	0.09
tblVehicleEF	UBUS	1.19	0.16
tblVehicleEF	UBUS	0.01	6.5550e-003
tblVehicleEF	UBUS	1.6230e-003	3.2000e-004
tblVehicleEF	UBUS	8.4220e-003	2.2150e-003
tblVehicleEF	UBUS	0.12	0.02
tblVehicleEF	UBUS	4.0730e-003	8.9000e-004
tblVehicleEF	UBUS	2.68	3.59
tblVehicleEF	UBUS	0.02	0.09
tblVehicleEF	UBUS	1.30	0.18
tblVehicleEF	UBUS	1.95	3.51
tblVehicleEF	UBUS	0.08	0.03
tblVehicleEF	UBUS	9.90	26.99
tblVehicleEF	UBUS	12.23	2.29
tblVehicleEF	UBUS	1,861.83	1,847.22
tblVehicleEF	UBUS	135.15	31.36
tblVehicleEF	UBUS	5.98	0.38
tblVehicleEF	UBUS	13.65	0.26
tblVehicleEF	UBUS	0.52	0.10
tblVehicleEF	UBUS	0.01	0.02
tblVehicleEF	UBUS	0.07	2.6230e-003
tblVehicleEF	UBUS	1.3790e-003	2.3500e-004
tblVehicleEF	UBUS	0.22	0.04
tblVehicleEF	UBUS	3.0000e-003	5.4850e-003
tblVehicleEF	UBUS	0.07	2.4900e-003
tblVehicleEF	UBUS	1.2680e-003	2.1600e-004

tblVehicleEF	UBUS	0.02	4.5600e-003
tblVehicleEF	UBUS	0.15	0.02
tblVehicleEF	UBUS	9.6640e-003	2.5650e-003
tblVehicleEF	UBUS	0.67	0.06
tblVehicleEF	UBUS	0.02	0.09
tblVehicleEF	UBUS	1.06	0.14
tblVehicleEF	UBUS	0.01	6.5550e-003
tblVehicleEF	UBUS	1.5760e-003	3.1000e-004
tblVehicleEF	UBUS	0.02	4.5600e-003
tblVehicleEF	UBUS	0.15	0.02
tblVehicleEF	UBUS	9.6640e-003	2.5650e-003
tblVehicleEF	UBUS	2.69	3.59
tblVehicleEF	UBUS	0.02	0.09
tblVehicleEF	UBUS	1.16	0.16
tblVehicleEF	UBUS	1.95	3.51
tblVehicleEF	UBUS	0.09	0.04
tblVehicleEF	UBUS	9.80	26.99
tblVehicleEF	UBUS	14.43	2.71
tblVehicleEF	UBUS	1,861.83	1,847.22
tblVehicleEF	UBUS	135.15	32.09
tblVehicleEF	UBUS	6.31	0.39
tblVehicleEF	UBUS	13.74	0.28
tblVehicleEF	UBUS	0.52	0.10
tblVehicleEF	UBUS	0.01	0.02
tblVehicleEF	UBUS	0.07	2.6230e-003
tblVehicleEF	UBUS	1.3790e-003	2.3500e-004
tblVehicleEF	UBUS	0.22	0.04

tblVehicleEF	UBUS	3.0000e-003	5.4850e-003
tblVehicleEF	UBUS	0.07	2.4900e-003
tblVehicleEF	UBUS	1.2680e-003	2.1600e-004
tblVehicleEF	UBUS	9.6690e-003	2.4060e-003
tblVehicleEF	UBUS	0.15	0.02
tblVehicleEF	UBUS	4.2700e-003	8.2100e-004
tblVehicleEF	UBUS	0.66	0.06
tblVehicleEF	UBUS	0.03	0.11
tblVehicleEF	UBUS	1.17	0.16
tblVehicleEF	UBUS	0.01	6.5550e-003
tblVehicleEF	UBUS	1.6140e-003	3.1800e-004
tblVehicleEF	UBUS	9.6690e-003	2.4060e-003
tblVehicleEF	UBUS	0.15	0.02
tblVehicleEF	UBUS	4.2700e-003	8.2100e-004
tblVehicleEF	UBUS	2.68	3.59
tblVehicleEF	UBUS	0.03	0.11
tblVehicleEF	UBUS	1.28	0.18
tblVehicleTrips	CC_TL	7.30	0.00
tblVehicleTrips	CC_TL	7.30	0.00
tblVehicleTrips	CC_TL	7.30	0.00
tblVehicleTrips	CC_TL	7.30	0.00
tblVehicleTrips	CC_TL	7.30	0.00
tblVehicleTrips	CC_TTP	28.00	0.00
tblVehicleTrips	CNW_TL	7.30	0.00
tblVehicleTrips	CNW_TL	7.30	0.00
tblVehicleTrips	CNW_TL	7.30	0.00
tblVehicleTrips	CNW_TL	7.30	0.00

tblVehicleTrips	CNW_TL	7.30	0.00
tblVehicleTrips	CNW_TTP	13.00	0.00
tblVehicleTrips	CNW_TTP	41.00	0.00
tblVehicleTrips	CW_TL	9.50	0.00
tblVehicleTrips	CW_TL	9.50	0.00
tblVehicleTrips	CW_TL	9.50	0.00
tblVehicleTrips	CW_TL	9.50	0.00
tblVehicleTrips	CW_TL	9.50	0.00
tblVehicleTrips	CW_TTP	59.00	0.00
tblVehicleTrips	CW_TTP	59.00	0.00
tblVehicleTrips	DV_TP	5.00	0.00
tblVehicleTrips	DV_TP	5.00	0.00
tblVehicleTrips	PB_TP	3.00	0.00
tblVehicleTrips	PB_TP	3.00	0.00
tblVehicleTrips	PR_TP	92.00	0.00
tblVehicleTrips	PR_TP	92.00	0.00
tblVehicleTrips	ST_TR	1.32	0.00
tblVehicleTrips	ST_TR	1.68	0.00
tblVehicleTrips	SU_TR	0.68	0.00
tblVehicleTrips	SU_TR	1.68	0.00
tblVehicleTrips	WD_TR	6.97	0.00
tblVehicleTrips	WD_TR	1.68	0.00
tblWater	IndoorWaterUseRate	319,999,125.00	0.00
tblWater	IndoorWaterUseRate	546,131,562.50	0.00

2.0 Emissions Summary

2.1 Overall Construction (Maximum Daily Emission)

Unmitigated Construction

	ROG	NOx	CO	SO2	Fugitive PM10	Exhaust PM10	PM10 Total	Fugitive PM2.5	Exhaust PM2.5	PM2.5 Total	Bio- CO2	NBio- CO2	Total CO2	CH4	N2O	CO2e
Year	lb/day										lb/day					
2021	144.8146	126.7151	144.4130	0.4839	39.4241	3.9728	41.4696	12.2601	3.6550	14.1419	0.0000	48,984.3707	48,984.3707	3.9428	0.0000	49,082.9397
Maximum	**144.8146**	**126.7151**	**144.4130**	**0.4839**	**39.4241**	**3.9728**	**41.4696**	**12.2601**	**3.6550**	**14.1419**	**0.0000**	**48,984.3707**	**48,984.3707**	**3.9428**	**0.0000**	**49,082.9397**

Mitigated Construction

	ROG	NOx	CO	SO2	Fugitive PM10	Exhaust PM10	PM10 Total	Fugitive PM2.5	Exhaust PM2.5	PM2.5 Total	Bio- CO2	NBio- CO2	Total CO2	CH4	N2O	CO2e
Year	lb/day										lb/day					
2021	144.8146	126.7151	144.4130	0.4839	39.4241	3.9728	41.4696	12.2601	3.6550	14.1419	0.0000	48,984.3707	48,984.3707	3.9428	0.0000	49,082.9397
Maximum	**144.8146**	**126.7151**	**144.4130**	**0.4839**	**39.4241**	**3.9728**	**41.4696**	**12.2601**	**3.6550**	**14.1419**	**0.0000**	**48,984.3707**	**48,984.3707**	**3.9428**	**0.0000**	**49,082.9397**

	ROG	**NOx**	**CO**	**SO2**	**Fugitive PM10**	**Exhaust PM10**	**PM10 Total**	**Fugitive PM2.5**	**Exhaust PM2.5**	**PM2.5 Total**	**Bio- CO2**	**NBio-CO2**	**Total CO2**	**CH4**	**N20**	**CO2e**
Percent Reduction	**0.00**	**0.00**	**0.00**	**0.00**	**0.00**	**0.00**	**0.00**	**0.00**	**0.00**	**0.00**	**0.00**	**0.00**	**0.00**	**0.00**	**0.00**	**0.00**

2.2 Overall Operational

Unmitigated Operational

	ROG	NOx	CO	SO2	Fugitive PM10	Exhaust PM10	PM10 Total	Fugitive PM2.5	Exhaust PM2.5	PM2.5 Total	Bio- CO2	NBio- CO2	Total CO2	CH4	N2O	CO2e
Category	lb/day										lb/day					
Area	106.6056	8.9000e-003	0.9701	7.0000e-005		3.4700e-003	3.4700e-003		3.4700e-003	3.4700e-003		2.0713	2.0713	5.5000e-003		2.2088
Energy	0.0000	0.0000	0.0000	0.0000		0.0000	0.0000		0.0000	0.0000		0.0000	0.0000	0.0000	0.0000	0.0000
Mobile	0.0000	0.0000	0.0000	0.0000	0.0000	0.0000	0.0000	0.0000	0.0000	0.0000		0.0000	0.0000	0.0000		0.0000
Total	**106.6056**	**8.9000e-003**	**0.9701**	**7.0000e-005**	**0.0000**	**3.4700e-003**	**3.4700e-003**	**0.0000**	**3.4700e-003**	**3.4700e-003**		**2.0713**	**2.0713**	**5.5000e-003**	**0.0000**	**2.2088**

Mitigated Operational

	ROG	NOx	CO	SO2	Fugitive PM10	Exhaust PM10	PM10 Total	Fugitive PM2.5	Exhaust PM2.5	PM2.5 Total	Bio- CO2	NBio- CO2	Total CO2	CH4	N2O	CO2e
Category	lb/day										lb/day					
Area	106.6056	8.9000e-003	0.9701	7.0000e-005		3.4700e-003	3.4700e-003		3.4700e-003	3.4700e-003		2.0713	2.0713	5.5000e-003		2.2088
Energy	0.0000	0.0000	0.0000	0.0000		0.0000	0.0000		0.0000	0.0000		0.0000	0.0000	0.0000	0.0000	0.0000
Mobile	0.0000	0.0000	0.0000	0.0000	0.0000	0.0000	0.0000	0.0000	0.0000	0.0000		0.0000	0.0000	0.0000		0.0000
Total	**106.6056**	**8.9000e-003**	**0.9701**	**7.0000e-005**	**0.0000**	**3.4700e-003**	**3.4700e-003**	**0.0000**	**3.4700e-003**	**3.4700e-003**		**2.0713**	**2.0713**	**5.5000e-003**	**0.0000**	**2.2088**

	ROG	NOx	CO	SO2	Fugitive PM10	Exhaust PM10	PM10 Total	Fugitive PM2.5	Exhaust PM2.5	PM2.5 Total	Bio- CO2	NBio-CO2	Total CO2	CH4	N20	CO2e
Percent Reduction	**0.00**	**0.00**	**0.00**	**0.00**	**0.00**	**0.00**	**0.00**	**0.00**	**0.00**	**0.00**	**0.00**	**0.00**	**0.00**	**0.00**	**0.00**	**0.00**

3.0 Construction Detail

Construction Phase

Phase Number	Phase Name	Phase Type	Start Date	End Date	Num Days Week	Num Days	Phase Description
1	Site Preparation	Site Preparation	1/4/2021	1/29/2021	5	20	
2	Grading	Grading	1/30/2021	3/12/2021	5	30	
3	Building Construction	Building Construction	3/13/2021	11/19/2021	5	180	
4	Architectural Coating	Architectural Coating	4/24/2021	11/19/2021	5	150	
5	Paving	Paving	7/3/2021	11/19/2021	5	100	

Acres of Grading (Site Preparation Phase): 400

Acres of Grading (Grading Phase): 600

Acres of Paving: 108.81

Residential Indoor: 0; Residential Outdoor: 0; Non-Residential Indoor: 5,618,144; Non-Residential Outdoor: 1,872,715; Striped Parking Area: 284,416 (Architectural Coating – sqft)

OffRoad Equipment

Phase Name	Offroad Equipment Type	Amount	Usage Hours	Horse Power	Load Factor
Site Preparation	Rubber Tired Dozers	3	8.00	247	0.40
Site Preparation	Tractors/Loaders/Backhoes	4	8.00	97	0.37
Grading	Excavators	4	8.00	158	0.38
Grading	Graders	2	8.00	187	0.41
Grading	Rubber Tired Dozers	2	8.00	247	0.40
Grading	Scrapers	4	8.00	367	0.48
Grading	Tractors/Loaders/Backhoes	4	8.00	97	0.37
Building Construction	Cranes	2	8.00	231	0.29
Building Construction	Forklifts	6	8.00	89	0.20
Building Construction	Generator Sets	2	8.00	84	0.74
Building Construction	Tractors/Loaders/Backhoes	6	8.00	97	0.37
Building Construction	Welders	2	8.00	46	0.45
Paving	Pavers	2	8.00	130	0.42
Paving	Paving Equipment	2	8.00	132	0.36
Paving	Rollers	2	8.00	80	0.38
Architectural Coating	Air Compressors	1	8.00	78	0.48

Trips and VMT

Phase Name	Offroad Equipment Count	Worker Trip Number	Vendor Trip Number	Hauling Trip Number	Worker Trip Length	Vendor Trip Length	Hauling Trip Length	Worker Vehicle Class	Vendor Vehicle Class	Hauling Vehicle Class
Site Preparation	7	18.00	0.00	0.00	10.80	7.30	20.00	LD_Mix	HDT_Mix	HHDT
Grading	16	40.00	0.00	0.00	10.80	7.30	20.00	LD_Mix	HDT_Mix	HHDT
Building Construction	18	1,782.00	696.00	0.00	10.80	7.30	20.00	LD_Mix	HDT_Mix	HHDT
Paving	6	15.00	0.00	0.00	10.80	7.30	20.00	LD_Mix	HDT_Mix	HHDT
Architectural Coating	1	713.00	0.00	0.00	10.80	7.30	20.00	LD_Mix	HDT_Mix	HHDT

3.1 Mitigation Measures Construction

3.2 Site Preparation - 2021

Unmitigated Construction On-Site

	ROG	NOx	CO	SO2	Fugitive PM10	Exhaust PM10	PM10 Total	Fugitive PM2.5	Exhaust PM2.5	PM2.5 Total	Bio- CO2	NBio- CO2	Total CO2	CH4	N2O	CO2e
Category	lb/day										lb/day					
Fugitive Dust					39.2763	0.0000	39.2763	12.2209	0.0000	12.2209			0.0000			0.0000
Off-Road	3.8882	40.4971	21.1543	0.0380		2.0445	2.0445		1.8809	1.8809		3,685.6569	3,685.6569	1.1920		3,715.4573
Total	**3.8882**	**40.4971**	**21.1543**	**0.0380**	**39.2763**	**2.0445**	**41.3207**	**12.2209**	**1.8809**	**14.1018**		**3,685.6569**	**3,685.6569**	**1.1920**		**3,715.4573**

Unmitigated Construction Off-Site

	ROG	NOx	CO	SO2	Fugitive PM10	Exhaust PM10	PM10 Total	Fugitive PM2.5	Exhaust PM2.5	PM2.5 Total	Bio- CO2	NBio- CO2	Total CO2	CH4	N2O	CO2e
Category	lb/day										lb/day					
Hauling	0.0000	0.0000	0.0000	0.0000	0.0000	0.0000	0.0000	0.0000	0.0000	0.0000		0.0000	0.0000	0.0000		0.0000
Vendor	0.0000	0.0000	0.0000	0.0000	0.0000	0.0000	0.0000	0.0000	0.0000	0.0000		0.0000	0.0000	0.0000		0.0000
Worker	0.0743	0.0430	0.5672	1.4600e-003	0.1479	9.8000e-004	0.1488	0.0392	9.0000e-004	0.0401		145.7541	145.7541	4.2200e-003		145.8597
Total	**0.0743**	**0.0430**	**0.5672**	**1.4600e-003**	**0.1479**	**9.8000e-004**	**0.1488**	**0.0392**	**9.0000e-004**	**0.0401**		**145.7541**	**145.7541**	**4.2200e-003**		**145.8597**

3.2 Site Preparation - 2021

Mitigated Construction On-Site

	ROG	NOx	CO	SO2	Fugitive PM10	Exhaust PM10	PM10 Total	Fugitive PM2.5	Exhaust PM2.5	PM2.5 Total	Bio- CO2	NBio- CO2	Total CO2	CH4	N2O	CO2e
Category	lb/day										lb/day					
Fugitive Dust					39.2763	0.0000	39.2763	12.2209	0.0000	12.2209			0.0000			0.0000
Off-Road	3.8882	40.4971	21.1543	0.0380		2.0445	2.0445		1.8809	1.8809	0.0000	3,685.6569	3,685.6569	1.1920		3,715.4573
Total	**3.8882**	**40.4971**	**21.1543**	**0.0380**	**39.2763**	**2.0445**	**41.3207**	**12.2209**	**1.8809**	**14.1018**	**0.0000**	**3,685.6569**	**3,685.6569**	**1.1920**		**3,715.4573**

Mitigated Construction Off-Site

	ROG	NOx	CO	SO2	Fugitive PM10	Exhaust PM10	PM10 Total	Fugitive PM2.5	Exhaust PM2.5	PM2.5 Total	Bio- CO2	NBio- CO2	Total CO2	CH4	N2O	CO2e
Category	lb/day										lb/day					
Hauling	0.0000	0.0000	0.0000	0.0000	0.0000	0.0000	0.0000	0.0000	0.0000	0.0000		0.0000	0.0000	0.0000		0.0000
Vendor	0.0000	0.0000	0.0000	0.0000	0.0000	0.0000	0.0000	0.0000	0.0000	0.0000		0.0000	0.0000	0.0000		0.0000
Worker	0.0743	0.0430	0.5672	1.4600e-003	0.1479	9.8000e-004	0.1488	0.0392	9.0000e-004	0.0401		145.7541	145.7541	4.2200e-003		145.8597
Total	**0.0743**	**0.0430**	**0.5672**	**1.4600e-003**	**0.1479**	**9.8000e-004**	**0.1488**	**0.0392**	**9.0000e-004**	**0.0401**		**145.7541**	**145.7541**	**4.2200e-003**		**145.8597**

3.3 Grading - 2021

Unmitigated Construction On-Site

	ROG	NOx	CO	SO2	Fugitive PM10	Exhaust PM10	PM10 Total	Fugitive PM2.5	Exhaust PM2.5	PM2.5 Total	Bio- CO2	NBio- CO2	Total CO2	CH4	N2O	CO2e
Category	lb/day										lb/day					
Fugitive Dust					33.2542	0.0000	33.2542	8.9106	0.0000	8.9106			0.0000			0.0000
Off-Road	8.3824	92.7997	61.7569	0.1240		3.9707	3.9707		3.6530	3.6530		12,014.0869	12,014.0869	3.8856		12,111.2269
Total	**8.3824**	**92.7997**	**61.7569**	**0.1240**	**33.2542**	**3.9707**	**37.2249**	**8.9106**	**3.6530**	**12.5637**		**12,014.0869**	**12,014.0869**	**3.8856**		**12,111.2269**

Unmitigated Construction Off-Site

	ROG	NOx	CO	SO2	Fugitive PM10	Exhaust PM10	PM10 Total	Fugitive PM2.5	Exhaust PM2.5	PM2.5 Total	Bio- CO2	NBio- CO2	Total CO2	CH4	N2O	CO2e
Category	lb/day										lb/day					
Hauling	0.0000	0.0000	0.0000	0.0000	0.0000	0.0000	0.0000	0.0000	0.0000	0.0000		0.0000	0.0000	0.0000		0.0000
Vendor	0.0000	0.0000	0.0000	0.0000	0.0000	0.0000	0.0000	0.0000	0.0000	0.0000		0.0000	0.0000	0.0000		0.0000
Worker	0.1651	0.0957	1.2604	3.2500e-003	0.3286	2.1700e-003	0.3308	0.0872	2.0000e-003	0.0892		323.8980	323.8980	9.3800e-003		324.1326
Total	**0.1651**	**0.0957**	**1.2604**	**3.2500e-003**	**0.3286**	**2.1700e-003**	**0.3308**	**0.0872**	**2.0000e-003**	**0.0892**		**323.8980**	**323.8980**	**9.3800e-003**		**324.1326**

3.3 Grading - 2021

Mitigated Construction On-Site

	ROG	NOx	CO	SO2	Fugitive PM10	Exhaust PM10	PM10 Total	Fugitive PM2.5	Exhaust PM2.5	PM2.5 Total	Bio- CO2	NBio- CO2	Total CO2	CH4	N2O	CO2e
Category	lb/day										lb/day					
Fugitive Dust					33.2542	0.0000	33.2542	8.9106	0.0000	8.9106			0.0000			0.0000
Off-Road	8.3824	92.7997	61.7569	0.1240		3.9707	3.9707		3.6530	3.6530	0.0000	12,014.0869	12,014.0869	3.8856		12,111.2268
Total	**8.3824**	**92.7997**	**61.7569**	**0.1240**	**33.2542**	**3.9707**	**37.2249**	**8.9106**	**3.6530**	**12.5637**	**0.0000**	**12,014.0869**	**12,014.0869**	**3.8856**		**12,111.2268**

Mitigated Construction Off-Site

	ROG	NOx	CO	SO2	Fugitive PM10	Exhaust PM10	PM10 Total	Fugitive PM2.5	Exhaust PM2.5	PM2.5 Total	Bio- CO2	NBio- CO2	Total CO2	CH4	N2O	CO2e
Category	lb/day										lb/day					
Hauling	0.0000	0.0000	0.0000	0.0000	0.0000	0.0000	0.0000	0.0000	0.0000	0.0000		0.0000	0.0000	0.0000		0.0000
Vendor	0.0000	0.0000	0.0000	0.0000	0.0000	0.0000	0.0000	0.0000	0.0000	0.0000		0.0000	0.0000	0.0000		0.0000
Worker	0.1651	0.0957	1.2604	3.2500e-003	0.3286	2.1700e-003	0.3308	0.0872	2.0000e-003	0.0892		323.8980	323.8980	9.3800e-003		324.1326
Total	**0.1651**	**0.0957**	**1.2604**	**3.2500e-003**	**0.3286**	**2.1700e-003**	**0.3308**	**0.0872**	**2.0000e-003**	**0.0892**		**323.8980**	**323.8980**	**9.3800e-003**		**324.1326**

3.4 Building Construction - 2021

Unmitigated Construction On-Site

	ROG	NOx	CO	SO2	Fugitive PM10	Exhaust PM10	PM10 Total	Fugitive PM2.5	Exhaust PM2.5	PM2.5 Total	Bio- CO2	NBio- CO2	Total CO2	CH4	N2O	CO2e
Category	lb/day										lb/day					
Off-Road	4.0455	37.4984	35.3413	0.0576		2.0503	2.0503		1.9250	1.9250		5,472.0876	5,472.0876	1.3502		5,505.8424
Total	**4.0455**	**37.4984**	**35.3413**	**0.0576**		**2.0503**	**2.0503**		**1.9250**	**1.9250**		**5,472.0876**	**5,472.0876**	**1.3502**		**5,505.8424**

Unmitigated Construction Off-Site

	ROG	NOx	CO	SO2	Fugitive PM10	Exhaust PM10	PM10 Total	Fugitive PM2.5	Exhaust PM2.5	PM2.5 Total	Bio- CO2	NBio- CO2	Total CO2	CH4	N2O	CO2e
Category	lb/day										lb/day					
Hauling	0.0000	0.0000	0.0000	0.0000	0.0000	0.0000	0.0000	0.0000	0.0000	0.0000		0.0000	0.0000	0.0000		0.0000
Vendor	1.8457	68.2595	12.9059	0.1953	4.7150	0.1211	4.8361	1.3575	0.1158	1.4733		20,605.2099	20,605.2099	1.2641		20,636.8131
Worker	7.3554	4.2614	56.1502	0.1449	14.6387	0.0967	14.7354	3.8829	0.0890	3.9719		14,429.6551	14,429.6551	0.4180		14,440.1062
Total	**9.2011**	**72.5209**	**69.0561**	**0.3403**	**19.3537**	**0.2177**	**19.5715**	**5.2404**	**0.2048**	**5.4452**		**35,034.8650**	**35,034.8650**	**1.6822**		**35,076.9193**

3.4 Building Construction - 2021

Mitigated Construction On-Site

	ROG	NOx	CO	SO2	Fugitive PM10	Exhaust PM10	PM10 Total	Fugitive PM2.5	Exhaust PM2.5	PM2.5 Total	Bio- CO2	NBio- CO2	Total CO2	CH4	N2O	CO2e
Category	lb/day										lb/day					
Off-Road	4.0455	37.4984	35.3413	0.0576		2.0503	2.0503		1.9250	1.9250	0.0000	5,472.0875	5,472.0875	1.3502		5,505.8424
Total	**4.0455**	**37.4984**	**35.3413**	**0.0576**		**2.0503**	**2.0503**		**1.9250**	**1.9250**	**0.0000**	**5,472.0875**	**5,472.0875**	**1.3502**		**5,505.8424**

Mitigated Construction Off-Site

	ROG	NOx	CO	SO2	Fugitive PM10	Exhaust PM10	PM10 Total	Fugitive PM2.5	Exhaust PM2.5	PM2.5 Total	Bio- CO2	NBio- CO2	Total CO2	CH4	N2O	CO2e
Category	lb/day										lb/day					
Hauling	0.0000	0.0000	0.0000	0.0000	0.0000	0.0000	0.0000	0.0000	0.0000	0.0000		0.0000	0.0000	0.0000		0.0000
Vendor	1.8457	68.2595	12.9059	0.1953	4.7150	0.1211	4.8361	1.3575	0.1158	1.4733		20,605.2099	20,605.2099	1.2641		20,636.8131
Worker	7.3554	4.2614	56.1502	0.1449	14.6387	0.0967	14.7354	3.8829	0.0890	3.9719		14,429.6551	14,429.6551	0.4180		14,440.1062
Total	**9.2011**	**72.5209**	**69.0561**	**0.3403**	**19.3537**	**0.2177**	**19.5715**	**5.2404**	**0.2048**	**5.4452**		**35,034.8650**	**35,034.8650**	**1.6822**		**35,076.9193**

3.5 Architectural Coating - 2021

Unmitigated Construction On-Site

	ROG	NOx	CO	SO2	Fugitive PM10	Exhaust PM10	PM10 Total	Fugitive PM2.5	Exhaust PM2.5	PM2.5 Total	Bio- CO2	NBio- CO2	Total CO2	CH4	N2O	CO2e
Category	lb/day										lb/day					
Archit. Coating	124.5222					0.0000	0.0000		0.0000	0.0000			0.0000			0.0000
Off-Road	0.2919	2.0358	2.4234	3.9600e-003		0.1255	0.1255		0.1255	0.1255		375.2641	375.2641	0.0258		375.9079
Total	**124.8141**	**2.0358**	**2.4234**	**3.9600e-003**		**0.1255**	**0.1255**		**0.1255**	**0.1255**		**375.2641**	**375.2641**	**0.0258**		**375.9079**

Unmitigated Construction Off-Site

	ROG	NOx	CO	SO2	Fugitive PM10	Exhaust PM10	PM10 Total	Fugitive PM2.5	Exhaust PM2.5	PM2.5 Total	Bio- CO2	NBio- CO2	Total CO2	CH4	N2O	CO2e
Category	lb/day										lb/day					
Hauling	0.0000	0.0000	0.0000	0.0000	0.0000	0.0000	0.0000	0.0000	0.0000	0.0000		0.0000	0.0000	0.0000		0.0000
Vendor	0.0000	0.0000	0.0000	0.0000	0.0000	0.0000	0.0000	0.0000	0.0000	0.0000		0.0000	0.0000	0.0000		0.0000
Worker	2.9430	1.7050	22.4664	0.0580	5.8571	0.0387	5.8958	1.5536	0.0356	1.5892		5,773.4815	5,773.4815	0.1673		5,777.6631
Total	**2.9430**	**1.7050**	**22.4664**	**0.0580**	**5.8571**	**0.0387**	**5.8958**	**1.5536**	**0.0356**	**1.5892**		**5,773.4815**	**5,773.4815**	**0.1673**		**5,777.6631**

3.5 Architectural Coating - 2021

Mitigated Construction On-Site

	ROG	NOx	CO	SO2	Fugitive PM10	Exhaust PM10	PM10 Total	Fugitive PM2.5	Exhaust PM2.5	PM2.5 Total	Bio- CO2	NBio- CO2	Total CO2	CH4	N2O	CO2e
Category	lb/day										lb/day					
Archit. Coating	124.5222					0.0000	0.0000		0.0000	0.0000			0.0000			0.0000
Off-Road	0.2919	2.0358	2.4234	3.9600e-003		0.1255	0.1255		0.1255	0.1255	0.0000	375.2641	375.2641	0.0258		375.9079
Total	**124.8141**	**2.0358**	**2.4234**	**3.9600e-003**		**0.1255**	**0.1255**		**0.1255**	**0.1255**	**0.0000**	**375.2641**	**375.2641**	**0.0258**		**375.9079**

Mitigated Construction Off-Site

	ROG	NOx	CO	SO2	Fugitive PM10	Exhaust PM10	PM10 Total	Fugitive PM2.5	Exhaust PM2.5	PM2.5 Total	Bio- CO2	NBio- CO2	Total CO2	CH4	N2O	CO2e
Category	lb/day										lb/day					
Hauling	0.0000	0.0000	0.0000	0.0000	0.0000	0.0000	0.0000	0.0000	0.0000	0.0000		0.0000	0.0000	0.0000		0.0000
Vendor	0.0000	0.0000	0.0000	0.0000	0.0000	0.0000	0.0000	0.0000	0.0000	0.0000		0.0000	0.0000	0.0000		0.0000
Worker	2.9430	1.7050	22.4664	0.0580	5.8571	0.0387	5.8958	1.5536	0.0356	1.5892		5,773.4815	5,773.4815	0.1673		5,777.6631
Total	**2.9430**	**1.7050**	**22.4664**	**0.0580**	**5.8571**	**0.0387**	**5.8958**	**1.5536**	**0.0356**	**1.5892**		**5,773.4815**	**5,773.4815**	**0.1673**		**5,777.6631**

3.6 Paving - 2021

Unmitigated Construction On-Site

	ROG	NOx	CO	SO2	Fugitive PM10	Exhaust PM10	PM10 Total	Fugitive PM2.5	Exhaust PM2.5	PM2.5 Total	Bio- CO2	NBio- CO2	Total CO2	CH4	N2O	CO2e
Category	lb/day										lb/day					
Off-Road	1.2556	12.9191	14.6532	0.0228		0.6777	0.6777		0.6235	0.6235		2,207.2109	2,207.2109	0.7139		2,225.0573
Paving	2.4935					0.0000	0.0000		0.0000	0.0000			0.0000			0.0000
Total	**3.7490**	**12.9191**	**14.6532**	**0.0228**		**0.6777**	**0.6777**		**0.6235**	**0.6235**		**2,207.2109**	**2,207.2109**	**0.7139**		**2,225.0573**

Unmitigated Construction Off-Site

	ROG	NOx	CO	SO2	Fugitive PM10	Exhaust PM10	PM10 Total	Fugitive PM2.5	Exhaust PM2.5	PM2.5 Total	Bio- CO2	NBio- CO2	Total CO2	CH4	N2O	CO2e
Category	lb/day										lb/day					
Hauling	0.0000	0.0000	0.0000	0.0000	0.0000	0.0000	0.0000	0.0000	0.0000	0.0000		0.0000	0.0000	0.0000		0.0000
Vendor	0.0000	0.0000	0.0000	0.0000	0.0000	0.0000	0.0000	0.0000	0.0000	0.0000		0.0000	0.0000	0.0000		0.0000
Worker	0.0619	0.0359	0.4726	1.2200e-003	0.1232	8.1000e-004	0.1240	0.0327	7.5000e-004	0.0334		121.4617	121.4617	3.5200e-003		121.5497
Total	**0.0619**	**0.0359**	**0.4726**	**1.2200e-003**	**0.1232**	**8.1000e-004**	**0.1240**	**0.0327**	**7.5000e-004**	**0.0334**		**121.4617**	**121.4617**	**3.5200e-003**		**121.5497**

3.6 Paving - 2021

Mitigated Construction On-Site

	ROG	NOx	CO	SO2	Fugitive PM10	Exhaust PM10	PM10 Total	Fugitive PM2.5	Exhaust PM2.5	PM2.5 Total	Bio- CO2	NBio- CO2	Total CO2	CH4	N2O	CO2e
Category	lb/day										lb/day					
Off-Road	1.2556	12.9191	14.6532	0.0228		0.6777	0.6777		0.6235	0.6235	0.0000	2,207.2109	2,207.2109	0.7139		2,225.0573
Paving	2.4935					0.0000	0.0000		0.0000	0.0000			0.0000			0.0000
Total	**3.7490**	**12.9191**	**14.6532**	**0.0228**		**0.6777**	**0.6777**		**0.6235**	**0.6235**	**0.0000**	**2,207.2109**	**2,207.2109**	**0.7139**		**2,225.0573**

Mitigated Construction Off-Site

	ROG	NOx	CO	SO2	Fugitive PM10	Exhaust PM10	PM10 Total	Fugitive PM2.5	Exhaust PM2.5	PM2.5 Total	Bio- CO2	NBio- CO2	Total CO2	CH4	N2O	CO2e
Category	lb/day										lb/day					
Hauling	0.0000	0.0000	0.0000	0.0000	0.0000	0.0000	0.0000	0.0000	0.0000	0.0000		0.0000	0.0000	0.0000		0.0000
Vendor	0.0000	0.0000	0.0000	0.0000	0.0000	0.0000	0.0000	0.0000	0.0000	0.0000		0.0000	0.0000	0.0000		0.0000
Worker	0.0619	0.0359	0.4726	1.2200e-003	0.1232	8.1000e-004	0.1240	0.0327	7.5000e-004	0.0334		121.4617	121.4617	3.5200e-003		121.5497
Total	**0.0619**	**0.0359**	**0.4726**	**1.2200e-003**	**0.1232**	**8.1000e-004**	**0.1240**	**0.0327**	**7.5000e-004**	**0.0334**		**121.4617**	**121.4617**	**3.5200e-003**		**121.5497**

4.0 Operational Detail - Mobile

4.1 Mitigation Measures Mobile

	ROG	NOx	CO	SO2	Fugitive PM10	Exhaust PM10	PM10 Total	Fugitive PM2.5	Exhaust PM2.5	PM2.5 Total	Bio- CO2	NBio- CO2	Total CO2	CH4	N2O	CO2e
Category	lb/day										lb/day					
Mitigated	0.0000	0.0000	0.0000	0.0000	0.0000	0.0000	0.0000	0.0000	0.0000	0.0000		0.0000	0.0000	0.0000		0.0000
Unmitigated	0.0000	0.0000	0.0000	0.0000	0.0000	0.0000	0.0000	0.0000	0.0000	0.0000		0.0000	0.0000	0.0000		0.0000

4.2 Trip Summary Information

	Average Daily Trip Rate			Unmitigated	Mitigated
Land Use	Weekday	Saturday	Sunday	Annual VMT	Annual VMT
General Light Industry	0.00	0.00	0.00		
Other Asphalt Surfaces	0.00	0.00	0.00		
Other Non-Asphalt Surfaces	0.00	0.00	0.00		
Parking Lot	0.00	0.00	0.00		
Unrefrigerated Warehouse-No Rail	0.00	0.00	0.00		
Total	0.00	0.00	0.00		

4.3 Trip Type Information

	Miles			Trip %			Trip Purpose %		
Land Use	H-W or C-W	H-S or C-C	H-O or C-NW	H-W or C-W	H-S or C-C	H-O or C-NW	Primary	Diverted	Pass-by
General Light Industry	0.00	0.00	0.00	0.00	0.00	0.00	0	0	0
Other Asphalt Surfaces	0.00	0.00	0.00	0.00	0.00	0.00	0	0	0
Other Non-Asphalt Surfaces	0.00	0.00	0.00	0.00	0.00	0.00	0	0	0
Parking Lot	0.00	0.00	0.00	0.00	0.00	0.00	0	0	0
Unrefrigerated Warehouse-No	0.00	0.00	0.00	0.00	0.00	0.00	0	0	0

4.4 Fleet Mix

Land Use	LDA	LDT1	LDT2	MDV	LHD1	LHD2	MHD	HHD	OBUS	UBUS	MCY	SBUS	MH
General Light Industry	0.549952	0.037123	0.179649	0.119457	0.017229	0.005267	0.017877	0.062669	0.001348	0.001607	0.006000	0.000812	0.001010
Other Asphalt Surfaces	0.549952	0.037123	0.179649	0.119457	0.017229	0.005267	0.017877	0.062669	0.001348	0.001607	0.006000	0.000812	0.001010
Other Non-Asphalt Surfaces	0.549952	0.037123	0.179649	0.119457	0.017229	0.005267	0.017877	0.062669	0.001348	0.001607	0.006000	0.000812	0.001010
Parking Lot	0.549952	0.037123	0.179649	0.119457	0.017229	0.005267	0.017877	0.062669	0.001348	0.001607	0.006000	0.000812	0.001010
Unrefrigerated Warehouse-No Rail	0.549952	0.037123	0.179649	0.119457	0.017229	0.005267	0.017877	0.062669	0.001348	0.001607	0.006000	0.000812	0.001010

5.0 Energy Detail

Historical Energy Use: N

5.1 Mitigation Measures Energy

	ROG	NOx	CO	SO2	Fugitive PM10	Exhaust PM10	PM10 Total	Fugitive PM2.5	Exhaust PM2.5	PM2.5 Total	Bio- CO2	NBio- CO2	Total CO2	CH4	N2O	CO2e
Category	lb/day										lb/day					
NaturalGas Mitigated	0.0000	0.0000	0.0000	0.0000		0.0000	0.0000		0.0000	0.0000		0.0000	0.0000	0.0000	0.0000	0.0000
NaturalGas Unmitigated	0.0000	0.0000	0.0000	0.0000		0.0000	0.0000		0.0000	0.0000		0.0000	0.0000	0.0000	0.0000	0.0000

5.2 Energy by Land Use - NaturalGas

Unmitigated

	NaturalGas Use	ROG	NOx	CO	SO2	Fugitive PM10	Exhaust PM10	PM10 Total	Fugitive PM2.5	Exhaust PM2.5	PM2.5 Total	Bio- CO2	NBio- CO2	Total CO2	CH4	N2O	CO2e
Land Use	kBTU/yr	lb/day										lb/day					
General Light Industry	0	0.0000	0.0000	0.0000	0.0000		0.0000	0.0000		0.0000	0.0000		0.0000	0.0000	0.0000	0.0000	0.0000
Other Asphalt Surfaces	0	0.0000	0.0000	0.0000	0.0000		0.0000	0.0000		0.0000	0.0000		0.0000	0.0000	0.0000	0.0000	0.0000
Other Non-Asphalt Surfaces	0	0.0000	0.0000	0.0000	0.0000		0.0000	0.0000		0.0000	0.0000		0.0000	0.0000	0.0000	0.0000	0.0000
Parking Lot	0	0.0000	0.0000	0.0000	0.0000		0.0000	0.0000		0.0000	0.0000		0.0000	0.0000	0.0000	0.0000	0.0000
Unrefrigerated Warehouse-No Rail	0	0.0000	0.0000	0.0000	0.0000		0.0000	0.0000		0.0000	0.0000		0.0000	0.0000	0.0000	0.0000	0.0000
Total		**0.0000**	**0.0000**	**0.0000**	**0.0000**		**0.0000**	**0.0000**		**0.0000**	**0.0000**		**0.0000**	**0.0000**	**0.0000**	**0.0000**	**0.0000**

5.2 Energy by Land Use - NaturalGas

Mitigated

	NaturalGas Use	ROG	NOx	CO	SO2	Fugitive PM10	Exhaust PM10	PM10 Total	Fugitive PM2.5	Exhaust PM2.5	PM2.5 Total	Bio- CO2	NBio- CO2	Total CO2	CH4	N2O	CO2e
Land Use	kBTU/yr	lb/day										lb/day					
General Light Industry	0	0.0000	0.0000	0.0000	0.0000		0.0000	0.0000		0.0000	0.0000		0.0000	0.0000	0.0000	0.0000	0.0000
Other Asphalt Surfaces	0	0.0000	0.0000	0.0000	0.0000		0.0000	0.0000		0.0000	0.0000		0.0000	0.0000	0.0000	0.0000	0.0000
Other Non-Asphalt Surfaces	0	0.0000	0.0000	0.0000	0.0000		0.0000	0.0000		0.0000	0.0000		0.0000	0.0000	0.0000	0.0000	0.0000
Parking Lot	0	0.0000	0.0000	0.0000	0.0000		0.0000	0.0000		0.0000	0.0000		0.0000	0.0000	0.0000	0.0000	0.0000
Unrefrigerated Warehouse-No Rail	0	0.0000	0.0000	0.0000	0.0000		0.0000	0.0000		0.0000	0.0000		0.0000	0.0000	0.0000	0.0000	0.0000
Total		**0.0000**	**0.0000**	**0.0000**	**0.0000**		**0.0000**	**0.0000**		**0.0000**	**0.0000**		**0.0000**	**0.0000**	**0.0000**	**0.0000**	**0.0000**

6.0 Area Detail

6.1 Mitigation Measures Area

	ROG	NOx	CO	SO2	Fugitive PM10	Exhaust PM10	PM10 Total	Fugitive PM2.5	Exhaust PM2.5	PM2.5 Total	Bio- CO2	NBio- CO2	Total CO2	CH4	N2O	CO2e
Category	lb/day										lb/day					
Mitigated	106.6056	8.9000e-003	0.9701	7.0000e-005		3.4700e-003	3.4700e-003		3.4700e-003	3.4700e-003		2.0713	2.0713	5.5000e-003		2.2088
Unmitigated	106.6056	8.9000e-003	0.9701	7.0000e-005		3.4700e-003	3.4700e-003		3.4700e-003	3.4700e-003		2.0713	2.0713	5.5000e-003		2.2088

6.2 Area by SubCategory

Unmitigated

	ROG	NOx	CO	SO2	Fugitive PM10	Exhaust PM10	PM10 Total	Fugitive PM2.5	Exhaust PM2.5	PM2.5 Total	Bio- CO2	NBio- CO2	Total CO2	CH4	N2O	CO2e
SubCategory	lb/day										lb/day					
Architectural Coating	24.6838					0.0000	0.0000		0.0000	0.0000			0.0000			0.0000
Consumer Products	81.8312					0.0000	0.0000		0.0000	0.0000			0.0000			0.0000
Landscaping	0.0906	8.9000e-003	0.9701	7.0000e-005		3.4700e-003	3.4700e-003		3.4700e-003	3.4700e-003		2.0713	2.0713	5.5000e-003		2.2088
Total	**106.6056**	**8.9000e-003**	**0.9701**	**7.0000e-005**		**3.4700e-003**	**3.4700e-003**		**3.4700e-003**	**3.4700e-003**		**2.0713**	**2.0713**	**5.5000e-003**		**2.2088**

6.2 Area by SubCategory

Mitigated

	ROG	NOx	CO	SO2	Fugitive PM10	Exhaust PM10	PM10 Total	Fugitive PM2.5	Exhaust PM2.5	PM2.5 Total	Bio- CO2	NBio- CO2	Total CO2	CH4	N2O	CO2e
SubCategory	lb/day										lb/day					
Architectural Coating	24.6838					0.0000	0.0000		0.0000	0.0000			0.0000			0.0000
Consumer Products	81.8312					0.0000	0.0000		0.0000	0.0000			0.0000			0.0000
Landscaping	0.0906	8.9000e-003	0.9701	7.0000e-005		3.4700e-003	3.4700e-003		3.4700e-003	3.4700e-003		2.0713	2.0713	5.5000e-003		2.2088
Total	**106.6056**	**8.9000e-003**	**0.9701**	**7.0000e-005**		**3.4700e-003**	**3.4700e-003**		**3.4700e-003**	**3.4700e-003**		**2.0713**	**2.0713**	**5.5000e-003**		**2.2088**

7.0 Water Detail

7.1 Mitigation Measures Water

8.0 Waste Detail

8.1 Mitigation Measures Waste

9.0 Operational Offroad

Equipment Type	Number	Hours/Day	Days/Year	Horse Power	Load Factor	Fuel Type

10.0 Stationary Equipment

Fire Pumps and Emergency Generators

Equipment Type	Number	Hours/Day	Hours/Year	Horse Power	Load Factor	Fuel Type

Boilers

Equipment Type	Number	Heat Input/Day	Heat Input/Year	Boiler Rating	Fuel Type

User Defined Equipment

Equipment Type	Number

11.0 Vegetation

Hesperia Commerce Center II (Construction - Unmitigated)

San Bernardino-Mojave Desert County, Winter

1.0 Project Characteristics

1.1 Land Usage

Land Uses	Size	Metric	Lot Acreage	Floor Surface Area	Population
General Light Industry	1,383.78	1000sqft	31.77	1,383,781.00	0
Unrefrigerated Warehouse-No Rail	2,361.65	1000sqft	54.22	2,361,648.00	0
Other Asphalt Surfaces	3,493.87	1000sqft	80.21	3,493,865.00	0
Other Non-Asphalt Surfaces	594.00	1000sqft	13.64	593,998.00	0
Parking Lot	1,631.00	Space	14.96	652,400.00	0

1.2 Other Project Characteristics

Urbanization	Urban	**Wind Speed (m/s)**	2.6	**Precipitation Freq (Days)**	32
Climate Zone	10			**Operational Year**	2021
Utility Company	Southern California Edison				
CO2 Intensity (lb/MWhr)	702.44	**CH4 Intensity (lb/MWhr)**	0.029	**N2O Intensity (lb/MWhr)**	0.006

1.3 User Entered Comments & Non-Default Data

Project Characteristics -

Land Use - Total Project Area is 194.80 acres.

Construction Phase - Construction Schedule anticipated to started January 2021 and be completed November 2021

Off-road Equipment - Hours are based on an 8-hour workday

Off-road Equipment - Based on the size of Project (194.8 acres), the equipment has been doubled to represent a more realistic scenario of the number of equipment used.

Off-road Equipment - Based on the size of Project (194.8 acres), the equipment has been doubled to represent a more realistic scenario of the number of equipment used.

Off-road Equipment -

Off-road Equipment -

Trips and VMT - It is unlikely that the entire Project will be constructed simultaneously. As such, this analysis assumes 1/2 of the CalEEmod default worker/vendor trips.

Grading - For purposes of analysis, and as a conservative measure, it is assumed that 20 acres will be graded per day.

Architectural Coating - Only “Low-Volatile Organic Compounds (VOC)” paints (no more than 50 gram/liter (g/L) of VOC)

Vehicle Trips - Construction Run Only.

Energy Use - Construction Run Only.

Water And Wastewater - Construction Run Only.

Solid Waste - Construction Run Only.

Construction Off-road Equipment Mitigation -

Vehicle Emission Factors - EMFAC2017

Vehicle Emission Factors - EMFAC2017

Vehicle Emission Factors - EMFAC2017

Table Name	Column Name	Default Value	New Value
tblArchitecturalCoating	EF_Nonresidential_Exterior	250.00	50.00
tblArchitecturalCoating	EF_Nonresidential_Interior	250.00	50.00
tblArchitecturalCoating	EF_Parking	250.00	100.00
tblArchitecturalCoating	EF_Residential_Exterior	250.00	50.00
tblArchitecturalCoating	EF_Residential_Interior	250.00	50.00

tblConstructionPhase	NumDays	120.00	20.00
tblConstructionPhase	NumDays	310.00	30.00
tblConstructionPhase	NumDays	220.00	150.00
tblConstructionPhase	NumDays	3,100.00	180.00
tblConstructionPhase	NumDays	220.00	100.00
tblEnergyUse	LightingElect	2.93	0.00
tblEnergyUse	LightingElect	0.35	0.00
tblEnergyUse	LightingElect	1.17	0.00
tblEnergyUse	NT24E	5.02	0.00
tblEnergyUse	NT24E	0.82	0.00
tblEnergyUse	NT24NG	17.13	0.00
tblEnergyUse	NT24NG	0.03	0.00
tblEnergyUse	T24E	2.20	0.00
tblEnergyUse	T24E	0.37	0.00
tblEnergyUse	T24NG	15.36	0.00
tblEnergyUse	T24NG	2.00	0.00
tblGrading	AcresOfGrading	150.00	600.00
tblGrading	AcresOfGrading	0.00	400.00
tblLandUse	LandUseSquareFeet	1,383,780.00	1,383,781.00
tblLandUse	LandUseSquareFeet	2,361,650.00	2,361,648.00
tblLandUse	LandUseSquareFeet	3,493,860.00	3,493,865.00
tblLandUse	LotAcreage	14.68	14.96
tblOffRoadEquipment	OffRoadEquipmentUnitAmount	2.00	4.00
tblOffRoadEquipment	OffRoadEquipmentUnitAmount	1.00	2.00
tblOffRoadEquipment	OffRoadEquipmentUnitAmount	1.00	2.00
tblOffRoadEquipment	OffRoadEquipmentUnitAmount	2.00	4.00
tblOffRoadEquipment	OffRoadEquipmentUnitAmount	2.00	4.00

tblOffRoadEquipment	OffRoadEquipmentUnitAmount	1.00	2.00
tblOffRoadEquipment	OffRoadEquipmentUnitAmount	3.00	6.00
tblOffRoadEquipment	OffRoadEquipmentUnitAmount	1.00	2.00
tblOffRoadEquipment	OffRoadEquipmentUnitAmount	3.00	6.00
tblOffRoadEquipment	OffRoadEquipmentUnitAmount	1.00	2.00
tblOffRoadEquipment	UsageHours	7.00	8.00
tblOffRoadEquipment	UsageHours	7.00	8.00
tblOffRoadEquipment	UsageHours	6.00	8.00
tblSolidWaste	SolidWasteGenerationRate	1,715.89	0.00
tblSolidWaste	SolidWasteGenerationRate	2,219.95	0.00
tblTripsAndVMT	VendorTripNumber	1,391.00	696.00
tblTripsAndVMT	WorkerTripNumber	3,564.00	1,782.00
tblVehicleEF	HHD	1.24	0.03
tblVehicleEF	HHD	0.04	2.7730e-003
tblVehicleEF	HHD	0.11	0.00
tblVehicleEF	HHD	3.46	9.63
tblVehicleEF	HHD	0.58	0.28
tblVehicleEF	HHD	1.92	8.3300e-004
tblVehicleEF	HHD	6,983.95	1,752.04
tblVehicleEF	HHD	1,493.95	1,319.40
tblVehicleEF	HHD	5.71	0.01
tblVehicleEF	HHD	28.07	8.89
tblVehicleEF	HHD	2.87	2.62
tblVehicleEF	HHD	20.20	1.95
tblVehicleEF	HHD	0.01	0.01
tblVehicleEF	HHD	0.06	0.06
tblVehicleEF	HHD	0.04	0.04

tblVehicleEF	HHD	0.01	0.05
tblVehicleEF	HHD	5.5000e-005	0.00
tblVehicleEF	HHD	0.01	0.01
tblVehicleEF	HHD	0.03	0.03
tblVehicleEF	HHD	8.8820e-003	8.9830e-003
tblVehicleEF	HHD	0.01	0.05
tblVehicleEF	HHD	5.0000e-005	0.00
tblVehicleEF	HHD	9.3000e-005	2.0000e-006
tblVehicleEF	HHD	3.4490e-003	6.9000e-005
tblVehicleEF	HHD	0.89	0.73
tblVehicleEF	HHD	5.7000e-005	1.0000e-006
tblVehicleEF	HHD	0.09	0.05
tblVehicleEF	HHD	2.4200e-004	3.6800e-004
tblVehicleEF	HHD	0.06	1.0000e-006
tblVehicleEF	HHD	0.07	0.02
tblVehicleEF	HHD	0.01	0.01
tblVehicleEF	HHD	8.9000e-005	0.00
tblVehicleEF	HHD	9.3000e-005	2.0000e-006
tblVehicleEF	HHD	3.4490e-003	6.9000e-005
tblVehicleEF	HHD	1.02	0.83
tblVehicleEF	HHD	5.7000e-005	1.0000e-006
tblVehicleEF	HHD	0.13	0.06
tblVehicleEF	HHD	2.4200e-004	3.6800e-004
tblVehicleEF	HHD	0.07	1.0000e-006
tblVehicleEF	HHD	1.17	0.04
tblVehicleEF	HHD	0.04	2.7740e-003
tblVehicleEF	HHD	0.11	0.00

tblVehicleEF	HHD	2.52	9.45
tblVehicleEF	HHD	0.58	0.28
tblVehicleEF	HHD	1.80	7.6800e-004
tblVehicleEF	HHD	7,395.94	1,740.61
tblVehicleEF	HHD	1,493.95	1,319.40
tblVehicleEF	HHD	5.71	0.01
tblVehicleEF	HHD	28.97	8.56
tblVehicleEF	HHD	2.70	2.46
tblVehicleEF	HHD	20.19	1.95
tblVehicleEF	HHD	0.01	0.01
tblVehicleEF	HHD	0.06	0.06
tblVehicleEF	HHD	0.04	0.04
tblVehicleEF	HHD	0.01	0.05
tblVehicleEF	HHD	5.5000e-005	0.00
tblVehicleEF	HHD	0.01	0.01
tblVehicleEF	HHD	0.03	0.03
tblVehicleEF	HHD	8.8820e-003	8.9830e-003
tblVehicleEF	HHD	0.01	0.05
tblVehicleEF	HHD	5.0000e-005	0.00
tblVehicleEF	HHD	1.8400e-004	6.0000e-006
tblVehicleEF	HHD	3.9090e-003	8.8000e-005
tblVehicleEF	HHD	0.84	0.76
tblVehicleEF	HHD	1.2900e-004	4.0000e-006
tblVehicleEF	HHD	0.09	0.05
tblVehicleEF	HHD	2.4800e-004	3.8400e-004
tblVehicleEF	HHD	0.06	1.0000e-006
tblVehicleEF	HHD	0.07	0.02

tblVehicleEF	HHD	0.01	0.01
tblVehicleEF	HHD	8.7000e-005	0.00
tblVehicleEF	HHD	1.8400e-004	6.0000e-006
tblVehicleEF	HHD	3.9090e-003	8.8000e-005
tblVehicleEF	HHD	0.97	0.87
tblVehicleEF	HHD	1.2900e-004	4.0000e-006
tblVehicleEF	HHD	0.13	0.06
tblVehicleEF	HHD	2.4800e-004	3.8400e-004
tblVehicleEF	HHD	0.06	1.0000e-006
tblVehicleEF	HHD	1.34	0.03
tblVehicleEF	HHD	0.04	2.4810e-003
tblVehicleEF	HHD	0.11	0.00
tblVehicleEF	HHD	4.76	9.88
tblVehicleEF	HHD	0.58	0.28
tblVehicleEF	HHD	1.89	8.1000e-004
tblVehicleEF	HHD	6,415.00	1,767.74
tblVehicleEF	HHD	1,493.95	1,319.16
tblVehicleEF	HHD	5.71	0.01
tblVehicleEF	HHD	26.84	9.34
tblVehicleEF	HHD	2.83	2.58
tblVehicleEF	HHD	20.20	1.95
tblVehicleEF	HHD	0.02	0.01
tblVehicleEF	HHD	0.06	0.06
tblVehicleEF	HHD	0.04	0.04
tblVehicleEF	HHD	0.01	0.05
tblVehicleEF	HHD	5.5000e-005	0.00
tblVehicleEF	HHD	0.02	0.01

tblVehicleEF	HHD	0.03	0.03
tblVehicleEF	HHD	8.8820e-003	8.9820e-003
tblVehicleEF	HHD	0.01	0.05
tblVehicleEF	HHD	5.0000e-005	0.00
tblVehicleEF	HHD	9.4000e-005	3.0000e-006
tblVehicleEF	HHD	3.7830e-003	8.4000e-005
tblVehicleEF	HHD	0.96	0.68
tblVehicleEF	HHD	5.6000e-005	1.0000e-006
tblVehicleEF	HHD	0.09	0.05
tblVehicleEF	HHD	2.5900e-004	3.8300e-004
tblVehicleEF	HHD	0.06	1.0000e-006
tblVehicleEF	HHD	0.06	0.02
tblVehicleEF	HHD	0.01	0.01
tblVehicleEF	HHD	8.9000e-005	0.00
tblVehicleEF	HHD	9.4000e-005	3.0000e-006
tblVehicleEF	HHD	3.7830e-003	8.4000e-005
tblVehicleEF	HHD	1.10	0.78
tblVehicleEF	HHD	5.6000e-005	1.0000e-006
tblVehicleEF	HHD	0.13	0.06
tblVehicleEF	HHD	2.5900e-004	3.8300e-004
tblVehicleEF	HHD	0.07	1.0000e-006
tblVehicleEF	LDA	4.6640e-003	2.6750e-003
tblVehicleEF	LDA	6.4640e-003	0.06
tblVehicleEF	LDA	0.62	0.67
tblVehicleEF	LDA	1.32	2.30
tblVehicleEF	LDA	261.85	266.85
tblVehicleEF	LDA	59.28	55.75

tblVehicleEF	LDA	0.06	0.05
tblVehicleEF	LDA	0.09	0.21
tblVehicleEF	LDA	1.7130e-003	1.4180e-003
tblVehicleEF	LDA	2.3020e-003	1.9600e-003
tblVehicleEF	LDA	1.5790e-003	1.3070e-003
tblVehicleEF	LDA	2.1170e-003	1.8030e-003
tblVehicleEF	LDA	0.05	0.07
tblVehicleEF	LDA	0.11	0.11
tblVehicleEF	LDA	0.04	0.05
tblVehicleEF	LDA	0.01	0.01
tblVehicleEF	LDA	0.04	0.23
tblVehicleEF	LDA	0.09	0.26
tblVehicleEF	LDA	2.6230e-003	2.6340e-003
tblVehicleEF	LDA	6.1500e-004	5.5000e-004
tblVehicleEF	LDA	0.05	0.07
tblVehicleEF	LDA	0.11	0.11
tblVehicleEF	LDA	0.04	0.05
tblVehicleEF	LDA	0.02	0.02
tblVehicleEF	LDA	0.04	0.23
tblVehicleEF	LDA	0.10	0.29
tblVehicleEF	LDA	5.3170e-003	3.1450e-003
tblVehicleEF	LDA	5.3900e-003	0.05
tblVehicleEF	LDA	0.76	0.85
tblVehicleEF	LDA	1.10	1.87
tblVehicleEF	LDA	286.52	295.36
tblVehicleEF	LDA	59.28	54.91
tblVehicleEF	LDA	0.05	0.04

tblVehicleEF	LDA	0.08	0.19
tblVehicleEF	LDA	1.7130e-003	1.4180e-003
tblVehicleEF	LDA	2.3020e-003	1.9600e-003
tblVehicleEF	LDA	1.5790e-003	1.3070e-003
tblVehicleEF	LDA	2.1170e-003	1.8030e-003
tblVehicleEF	LDA	0.10	0.16
tblVehicleEF	LDA	0.13	0.14
tblVehicleEF	LDA	0.08	0.13
tblVehicleEF	LDA	0.01	0.01
tblVehicleEF	LDA	0.04	0.23
tblVehicleEF	LDA	0.07	0.21
tblVehicleEF	LDA	2.8710e-003	2.9150e-003
tblVehicleEF	LDA	6.1100e-004	5.4200e-004
tblVehicleEF	LDA	0.10	0.16
tblVehicleEF	LDA	0.13	0.14
tblVehicleEF	LDA	0.08	0.13
tblVehicleEF	LDA	0.02	0.02
tblVehicleEF	LDA	0.04	0.23
tblVehicleEF	LDA	0.08	0.23
tblVehicleEF	LDA	4.5320e-003	2.5900e-003
tblVehicleEF	LDA	6.4200e-003	0.06
tblVehicleEF	LDA	0.58	0.62
tblVehicleEF	LDA	1.30	2.20
tblVehicleEF	LDA	256.02	258.48
tblVehicleEF	LDA	59.28	55.58
tblVehicleEF	LDA	0.05	0.04
tblVehicleEF	LDA	0.09	0.20

tblVehicleEF	LDA	1.7130e-003	1.4180e-003
tblVehicleEF	LDA	2.3020e-003	1.9600e-003
tblVehicleEF	LDA	1.5790e-003	1.3070e-003
tblVehicleEF	LDA	2.1170e-003	1.8030e-003
tblVehicleEF	LDA	0.05	0.07
tblVehicleEF	LDA	0.12	0.13
tblVehicleEF	LDA	0.03	0.05
tblVehicleEF	LDA	0.01	0.01
tblVehicleEF	LDA	0.04	0.26
tblVehicleEF	LDA	0.09	0.26
tblVehicleEF	LDA	2.5640e-003	2.5510e-003
tblVehicleEF	LDA	6.1500e-004	5.4900e-004
tblVehicleEF	LDA	0.05	0.07
tblVehicleEF	LDA	0.12	0.13
tblVehicleEF	LDA	0.03	0.05
tblVehicleEF	LDA	0.02	0.01
tblVehicleEF	LDA	0.04	0.26
tblVehicleEF	LDA	0.09	0.28
tblVehicleEF	LDT1	0.02	7.3480e-003
tblVehicleEF	LDT1	0.02	0.10
tblVehicleEF	LDT1	1.71	1.50
tblVehicleEF	LDT1	4.02	2.62
tblVehicleEF	LDT1	323.73	316.00
tblVehicleEF	LDT1	72.77	67.91
tblVehicleEF	LDT1	0.18	0.15
tblVehicleEF	LDT1	0.24	0.33
tblVehicleEF	LDT1	2.8630e-003	2.1810e-003

tblVehicleEF	LDT1	3.8930e-003	3.1180e-003
tblVehicleEF	LDT1	2.6370e-003	2.0080e-003
tblVehicleEF	LDT1	3.5800e-003	2.8670e-003
tblVehicleEF	LDT1	0.19	0.21
tblVehicleEF	LDT1	0.36	0.29
tblVehicleEF	LDT1	0.13	0.14
tblVehicleEF	LDT1	0.04	0.03
tblVehicleEF	LDT1	0.21	0.98
tblVehicleEF	LDT1	0.29	0.50
tblVehicleEF	LDT1	3.2600e-003	3.1200e-003
tblVehicleEF	LDT1	7.9900e-004	6.7000e-004
tblVehicleEF	LDT1	0.19	0.21
tblVehicleEF	LDT1	0.36	0.29
tblVehicleEF	LDT1	0.13	0.14
tblVehicleEF	LDT1	0.06	0.05
tblVehicleEF	LDT1	0.21	0.98
tblVehicleEF	LDT1	0.31	0.55
tblVehicleEF	LDT1	0.02	8.5440e-003
tblVehicleEF	LDT1	0.02	0.08
tblVehicleEF	LDT1	2.05	1.86
tblVehicleEF	LDT1	3.30	2.13
tblVehicleEF	LDT1	352.65	345.58
tblVehicleEF	LDT1	72.77	66.80
tblVehicleEF	LDT1	0.16	0.14
tblVehicleEF	LDT1	0.22	0.31
tblVehicleEF	LDT1	2.8630e-003	2.1810e-003
tblVehicleEF	LDT1	3.8930e-003	3.1180e-003

tblVehicleEF	LDT1	2.6370e-003	2.0080e-003
tblVehicleEF	LDT1	3.5800e-003	2.8670e-003
tblVehicleEF	LDT1	0.40	0.49
tblVehicleEF	LDT1	0.44	0.39
tblVehicleEF	LDT1	0.29	0.37
tblVehicleEF	LDT1	0.04	0.04
tblVehicleEF	LDT1	0.21	1.00
tblVehicleEF	LDT1	0.24	0.41
tblVehicleEF	LDT1	3.5540e-003	3.4120e-003
tblVehicleEF	LDT1	7.8600e-004	6.6000e-004
tblVehicleEF	LDT1	0.40	0.49
tblVehicleEF	LDT1	0.44	0.39
tblVehicleEF	LDT1	0.29	0.37
tblVehicleEF	LDT1	0.06	0.06
tblVehicleEF	LDT1	0.21	1.00
tblVehicleEF	LDT1	0.26	0.44
tblVehicleEF	LDT1	0.01	7.1250e-003
tblVehicleEF	LDT1	0.02	0.09
tblVehicleEF	LDT1	1.62	1.39
tblVehicleEF	LDT1	3.95	2.51
tblVehicleEF	LDT1	316.91	307.32
tblVehicleEF	LDT1	72.77	67.68
tblVehicleEF	LDT1	0.17	0.14
tblVehicleEF	LDT1	0.24	0.32
tblVehicleEF	LDT1	2.8630e-003	2.1810e-003
tblVehicleEF	LDT1	3.8930e-003	3.1180e-003
tblVehicleEF	LDT1	2.6370e-003	2.0080e-003

tblVehicleEF	LDT1	3.5800e-003	2.8670e-003
tblVehicleEF	LDT1	0.20	0.24
tblVehicleEF	LDT1	0.41	0.34
tblVehicleEF	LDT1	0.12	0.13
tblVehicleEF	LDT1	0.04	0.03
tblVehicleEF	LDT1	0.25	1.16
tblVehicleEF	LDT1	0.28	0.49
tblVehicleEF	LDT1	3.1900e-003	3.0340e-003
tblVehicleEF	LDT1	7.9800e-004	6.6800e-004
tblVehicleEF	LDT1	0.20	0.24
tblVehicleEF	LDT1	0.41	0.34
tblVehicleEF	LDT1	0.12	0.13
tblVehicleEF	LDT1	0.05	0.05
tblVehicleEF	LDT1	0.25	1.16
tblVehicleEF	LDT1	0.31	0.53
tblVehicleEF	LDT2	6.9330e-003	4.6240e-003
tblVehicleEF	LDT2	9.2890e-003	0.08
tblVehicleEF	LDT2	0.85	1.02
tblVehicleEF	LDT2	1.85	3.00
tblVehicleEF	LDT2	363.70	341.92
tblVehicleEF	LDT2	81.97	73.81
tblVehicleEF	LDT2	0.10	0.11
tblVehicleEF	LDT2	0.16	0.36
tblVehicleEF	LDT2	1.7370e-003	1.4800e-003
tblVehicleEF	LDT2	2.4180e-003	2.0860e-003
tblVehicleEF	LDT2	1.5980e-003	1.3630e-003
tblVehicleEF	LDT2	2.2230e-003	1.9180e-003

tblVehicleEF	LDT2	0.07	0.12
tblVehicleEF	LDT2	0.13	0.17
tblVehicleEF	LDT2	0.06	0.09
tblVehicleEF	LDT2	0.02	0.02
tblVehicleEF	LDT2	0.07	0.55
tblVehicleEF	LDT2	0.13	0.41
tblVehicleEF	LDT2	3.6440e-003	3.3750e-003
tblVehicleEF	LDT2	8.5100e-004	7.2900e-004
tblVehicleEF	LDT2	0.07	0.12
tblVehicleEF	LDT2	0.13	0.17
tblVehicleEF	LDT2	0.06	0.09
tblVehicleEF	LDT2	0.03	0.03
tblVehicleEF	LDT2	0.07	0.55
tblVehicleEF	LDT2	0.14	0.45
tblVehicleEF	LDT2	7.8730e-003	5.4060e-003
tblVehicleEF	LDT2	7.7350e-003	0.07
tblVehicleEF	LDT2	1.04	1.28
tblVehicleEF	LDT2	1.53	2.43
tblVehicleEF	LDT2	397.09	371.16
tblVehicleEF	LDT2	81.97	72.66
tblVehicleEF	LDT2	0.09	0.10
tblVehicleEF	LDT2	0.15	0.33
tblVehicleEF	LDT2	1.7370e-003	1.4800e-003
tblVehicleEF	LDT2	2.4180e-003	2.0860e-003
tblVehicleEF	LDT2	1.5980e-003	1.3630e-003
tblVehicleEF	LDT2	2.2230e-003	1.9180e-003
tblVehicleEF	LDT2	0.14	0.26

tblVehicleEF	LDT2	0.16	0.21
tblVehicleEF	LDT2	0.12	0.22
tblVehicleEF	LDT2	0.02	0.02
tblVehicleEF	LDT2	0.07	0.55
tblVehicleEF	LDT2	0.10	0.33
tblVehicleEF	LDT2	3.9810e-003	3.6640e-003
tblVehicleEF	LDT2	8.4600e-004	7.1700e-004
tblVehicleEF	LDT2	0.14	0.26
tblVehicleEF	LDT2	0.16	0.21
tblVehicleEF	LDT2	0.12	0.22
tblVehicleEF	LDT2	0.03	0.03
tblVehicleEF	LDT2	0.07	0.55
tblVehicleEF	LDT2	0.11	0.36
tblVehicleEF	LDT2	6.7430e-003	4.4830e-003
tblVehicleEF	LDT2	9.2200e-003	0.08
tblVehicleEF	LDT2	0.81	0.94
tblVehicleEF	LDT2	1.82	2.87
tblVehicleEF	LDT2	355.82	333.34
tblVehicleEF	LDT2	81.97	73.58
tblVehicleEF	LDT2	0.09	0.10
tblVehicleEF	LDT2	0.16	0.35
tblVehicleEF	LDT2	1.7370e-003	1.4800e-003
tblVehicleEF	LDT2	2.4180e-003	2.0860e-003
tblVehicleEF	LDT2	1.5980e-003	1.3630e-003
tblVehicleEF	LDT2	2.2230e-003	1.9180e-003
tblVehicleEF	LDT2	0.07	0.12
tblVehicleEF	LDT2	0.15	0.19

tblVehicleEF	LDT2	0.05	0.08
tblVehicleEF	LDT2	0.02	0.02
tblVehicleEF	LDT2	0.08	0.64
tblVehicleEF	LDT2	0.12	0.40
tblVehicleEF	LDT2	3.5650e-003	3.2900e-003
tblVehicleEF	LDT2	8.5100e-004	7.2600e-004
tblVehicleEF	LDT2	0.07	0.12
tblVehicleEF	LDT2	0.15	0.19
tblVehicleEF	LDT2	0.05	0.08
tblVehicleEF	LDT2	0.02	0.03
tblVehicleEF	LDT2	0.08	0.64
tblVehicleEF	LDT2	0.14	0.44
tblVehicleEF	LHD1	5.4860e-003	4.7000e-003
tblVehicleEF	LHD1	0.01	7.6650e-003
tblVehicleEF	LHD1	0.02	0.02
tblVehicleEF	LHD1	0.15	0.17
tblVehicleEF	LHD1	1.16	1.15
tblVehicleEF	LHD1	2.77	1.07
tblVehicleEF	LHD1	9.23	9.52
tblVehicleEF	LHD1	614.92	651.43
tblVehicleEF	LHD1	30.92	10.46
tblVehicleEF	LHD1	0.09	0.09
tblVehicleEF	LHD1	2.26	2.05
tblVehicleEF	LHD1	1.02	0.30
tblVehicleEF	LHD1	9.6600e-004	1.0220e-003
tblVehicleEF	LHD1	0.01	0.01
tblVehicleEF	LHD1	0.02	0.01

tblVehicleEF	LHD1	1.0070e-003	2.8000e-004
tblVehicleEF	LHD1	9.2400e-004	9.7800e-004
tblVehicleEF	LHD1	2.5280e-003	2.5170e-003
tblVehicleEF	LHD1	0.01	0.01
tblVehicleEF	LHD1	9.2600e-004	2.5700e-004
tblVehicleEF	LHD1	3.7970e-003	3.4940e-003
tblVehicleEF	LHD1	0.11	0.10
tblVehicleEF	LHD1	0.02	0.02
tblVehicleEF	LHD1	1.8480e-003	1.5520e-003
tblVehicleEF	LHD1	0.09	0.08
tblVehicleEF	LHD1	0.35	0.67
tblVehicleEF	LHD1	0.29	0.08
tblVehicleEF	LHD1	6.0360e-003	6.3340e-003
tblVehicleEF	LHD1	3.6200e-004	1.0400e-004
tblVehicleEF	LHD1	3.7970e-003	3.4940e-003
tblVehicleEF	LHD1	0.11	0.10
tblVehicleEF	LHD1	0.02	0.03
tblVehicleEF	LHD1	1.8480e-003	1.5520e-003
tblVehicleEF	LHD1	0.11	0.10
tblVehicleEF	LHD1	0.35	0.67
tblVehicleEF	LHD1	0.31	0.09
tblVehicleEF	LHD1	5.4860e-003	4.7190e-003
tblVehicleEF	LHD1	0.01	7.8850e-003
tblVehicleEF	LHD1	0.02	0.02
tblVehicleEF	LHD1	0.15	0.17
tblVehicleEF	LHD1	1.18	1.17
tblVehicleEF	LHD1	2.58	0.99

tblVehicleEF	LHD1	9.23	9.52
tblVehicleEF	LHD1	614.92	651.48
tblVehicleEF	LHD1	30.92	10.31
tblVehicleEF	LHD1	0.09	0.09
tblVehicleEF	LHD1	2.12	1.92
tblVehicleEF	LHD1	0.97	0.29
tblVehicleEF	LHD1	9.6600e-004	1.0220e-003
tblVehicleEF	LHD1	0.01	0.01
tblVehicleEF	LHD1	0.02	0.01
tblVehicleEF	LHD1	1.0070e-003	2.8000e-004
tblVehicleEF	LHD1	9.2400e-004	9.7800e-004
tblVehicleEF	LHD1	2.5280e-003	2.5170e-003
tblVehicleEF	LHD1	0.01	0.01
tblVehicleEF	LHD1	9.2600e-004	2.5700e-004
tblVehicleEF	LHD1	7.5090e-003	7.6480e-003
tblVehicleEF	LHD1	0.13	0.12
tblVehicleEF	LHD1	0.02	0.02
tblVehicleEF	LHD1	4.2150e-003	4.3190e-003
tblVehicleEF	LHD1	0.09	0.08
tblVehicleEF	LHD1	0.35	0.68
tblVehicleEF	LHD1	0.27	0.08
tblVehicleEF	LHD1	6.0370e-003	6.3340e-003
tblVehicleEF	LHD1	3.5800e-004	1.0200e-004
tblVehicleEF	LHD1	7.5090e-003	7.6480e-003
tblVehicleEF	LHD1	0.13	0.12
tblVehicleEF	LHD1	0.02	0.03
tblVehicleEF	LHD1	4.2150e-003	4.3190e-003

tblVehicleEF	LHD1	0.11	0.10
tblVehicleEF	LHD1	0.35	0.68
tblVehicleEF	LHD1	0.30	0.09
tblVehicleEF	LHD1	5.4860e-003	4.7050e-003
tblVehicleEF	LHD1	0.01	7.6940e-003
tblVehicleEF	LHD1	0.02	0.02
tblVehicleEF	LHD1	0.15	0.17
tblVehicleEF	LHD1	1.16	1.15
tblVehicleEF	LHD1	2.72	1.04
tblVehicleEF	LHD1	9.23	9.52
tblVehicleEF	LHD1	614.92	651.44
tblVehicleEF	LHD1	30.92	10.41
tblVehicleEF	LHD1	0.09	0.09
tblVehicleEF	LHD1	2.22	2.02
tblVehicleEF	LHD1	1.00	0.30
tblVehicleEF	LHD1	9.6600e-004	1.0220e-003
tblVehicleEF	LHD1	0.01	0.01
tblVehicleEF	LHD1	0.02	0.01
tblVehicleEF	LHD1	1.0070e-003	2.8000e-004
tblVehicleEF	LHD1	9.2400e-004	9.7800e-004
tblVehicleEF	LHD1	2.5280e-003	2.5170e-003
tblVehicleEF	LHD1	0.01	0.01
tblVehicleEF	LHD1	9.2600e-004	2.5700e-004
tblVehicleEF	LHD1	4.1760e-003	4.1510e-003
tblVehicleEF	LHD1	0.13	0.12
tblVehicleEF	LHD1	0.02	0.02
tblVehicleEF	LHD1	1.8200e-003	1.4650e-003

tblVehicleEF	LHD1	0.09	0.08
tblVehicleEF	LHD1	0.38	0.72
tblVehicleEF	LHD1	0.28	0.08
tblVehicleEF	LHD1	6.0360e-003	6.3340e-003
tblVehicleEF	LHD1	3.6100e-004	1.0300e-004
tblVehicleEF	LHD1	4.1760e-003	4.1510e-003
tblVehicleEF	LHD1	0.13	0.12
tblVehicleEF	LHD1	0.02	0.03
tblVehicleEF	LHD1	1.8200e-003	1.4650e-003
tblVehicleEF	LHD1	0.11	0.10
tblVehicleEF	LHD1	0.38	0.72
tblVehicleEF	LHD1	0.31	0.09
tblVehicleEF	LHD2	3.8190e-003	2.8840e-003
tblVehicleEF	LHD2	5.2410e-003	4.5860e-003
tblVehicleEF	LHD2	9.1660e-003	8.8630e-003
tblVehicleEF	LHD2	0.12	0.13
tblVehicleEF	LHD2	0.55	0.69
tblVehicleEF	LHD2	1.29	0.55
tblVehicleEF	LHD2	14.32	15.17
tblVehicleEF	LHD2	614.63	635.50
tblVehicleEF	LHD2	24.89	6.65
tblVehicleEF	LHD2	0.12	0.13
tblVehicleEF	LHD2	1.69	2.20
tblVehicleEF	LHD2	0.56	0.17
tblVehicleEF	LHD2	1.3030e-003	1.5160e-003
tblVehicleEF	LHD2	0.01	0.01
tblVehicleEF	LHD2	0.01	0.02

tblVehicleEF	LHD2	4.2500e-004	1.1800e-004
tblVehicleEF	LHD2	1.2470e-003	1.4500e-003
tblVehicleEF	LHD2	2.6810e-003	2.7390e-003
tblVehicleEF	LHD2	0.01	0.02
tblVehicleEF	LHD2	3.9100e-004	1.0900e-004
tblVehicleEF	LHD2	1.4000e-003	1.4390e-003
tblVehicleEF	LHD2	0.04	0.04
tblVehicleEF	LHD2	0.01	0.02
tblVehicleEF	LHD2	7.3800e-004	6.7000e-004
tblVehicleEF	LHD2	0.06	0.07
tblVehicleEF	LHD2	0.10	0.27
tblVehicleEF	LHD2	0.12	0.04
tblVehicleEF	LHD2	1.4000e-004	1.4500e-004
tblVehicleEF	LHD2	5.9810e-003	6.1160e-003
tblVehicleEF	LHD2	2.7300e-004	6.6000e-005
tblVehicleEF	LHD2	1.4000e-003	1.4390e-003
tblVehicleEF	LHD2	0.04	0.04
tblVehicleEF	LHD2	0.02	0.02
tblVehicleEF	LHD2	7.3800e-004	6.7000e-004
tblVehicleEF	LHD2	0.07	0.09
tblVehicleEF	LHD2	0.10	0.27
tblVehicleEF	LHD2	0.14	0.05
tblVehicleEF	LHD2	3.8190e-003	2.8950e-003
tblVehicleEF	LHD2	5.3190e-003	4.6420e-003
tblVehicleEF	LHD2	8.7380e-003	8.3740e-003
tblVehicleEF	LHD2	0.12	0.13
tblVehicleEF	LHD2	0.56	0.70

tblVehicleEF	LHD2	1.21	0.51
tblVehicleEF	LHD2	14.32	15.17
tblVehicleEF	LHD2	614.63	635.52
tblVehicleEF	LHD2	24.89	6.57
tblVehicleEF	LHD2	0.12	0.13
tblVehicleEF	LHD2	1.59	2.07
tblVehicleEF	LHD2	0.54	0.16
tblVehicleEF	LHD2	1.3030e-003	1.5160e-003
tblVehicleEF	LHD2	0.01	0.01
tblVehicleEF	LHD2	0.01	0.02
tblVehicleEF	LHD2	4.2500e-004	1.1800e-004
tblVehicleEF	LHD2	1.2470e-003	1.4500e-003
tblVehicleEF	LHD2	2.6810e-003	2.7390e-003
tblVehicleEF	LHD2	0.01	0.02
tblVehicleEF	LHD2	3.9100e-004	1.0900e-004
tblVehicleEF	LHD2	2.7070e-003	3.1230e-003
tblVehicleEF	LHD2	0.05	0.05
tblVehicleEF	LHD2	0.01	0.02
tblVehicleEF	LHD2	1.6130e-003	1.8400e-003
tblVehicleEF	LHD2	0.06	0.07
tblVehicleEF	LHD2	0.10	0.28
tblVehicleEF	LHD2	0.12	0.04
tblVehicleEF	LHD2	1.4000e-004	1.4500e-004
tblVehicleEF	LHD2	5.9810e-003	6.1160e-003
tblVehicleEF	LHD2	2.7100e-004	6.5000e-005
tblVehicleEF	LHD2	2.7070e-003	3.1230e-003
tblVehicleEF	LHD2	0.05	0.05

tblVehicleEF	LHD2	0.02	0.02
tblVehicleEF	LHD2	1.6130e-003	1.8400e-003
tblVehicleEF	LHD2	0.07	0.09
tblVehicleEF	LHD2	0.10	0.28
tblVehicleEF	LHD2	0.13	0.05
tblVehicleEF	LHD2	3.8190e-003	2.8870e-003
tblVehicleEF	LHD2	5.2490e-003	4.5950e-003
tblVehicleEF	LHD2	9.0820e-003	8.7350e-003
tblVehicleEF	LHD2	0.12	0.13
tblVehicleEF	LHD2	0.55	0.69
tblVehicleEF	LHD2	1.27	0.54
tblVehicleEF	LHD2	14.32	15.17
tblVehicleEF	LHD2	614.63	635.51
tblVehicleEF	LHD2	24.89	6.62
tblVehicleEF	LHD2	0.12	0.13
tblVehicleEF	LHD2	1.67	2.17
tblVehicleEF	LHD2	0.55	0.17
tblVehicleEF	LHD2	1.3030e-003	1.5160e-003
tblVehicleEF	LHD2	0.01	0.01
tblVehicleEF	LHD2	0.01	0.02
tblVehicleEF	LHD2	4.2500e-004	1.1800e-004
tblVehicleEF	LHD2	1.2470e-003	1.4500e-003
tblVehicleEF	LHD2	2.6810e-003	2.7390e-003
tblVehicleEF	LHD2	0.01	0.02
tblVehicleEF	LHD2	3.9100e-004	1.0900e-004
tblVehicleEF	LHD2	1.4600e-003	1.6420e-003
tblVehicleEF	LHD2	0.05	0.05

tblVehicleEF	LHD2	0.01	0.02
tblVehicleEF	LHD2	7.2300e-004	6.2200e-004
tblVehicleEF	LHD2	0.06	0.07
tblVehicleEF	LHD2	0.10	0.29
tblVehicleEF	LHD2	0.12	0.04
tblVehicleEF	LHD2	1.4000e-004	1.4500e-004
tblVehicleEF	LHD2	5.9810e-003	6.1160e-003
tblVehicleEF	LHD2	2.7200e-004	6.6000e-005
tblVehicleEF	LHD2	1.4600e-003	1.6420e-003
tblVehicleEF	LHD2	0.05	0.05
tblVehicleEF	LHD2	0.02	0.02
tblVehicleEF	LHD2	7.2300e-004	6.2200e-004
tblVehicleEF	LHD2	0.07	0.09
tblVehicleEF	LHD2	0.10	0.29
tblVehicleEF	LHD2	0.13	0.05
tblVehicleEF	MCY	0.42	0.33
tblVehicleEF	MCY	0.16	0.27
tblVehicleEF	MCY	21.02	22.01
tblVehicleEF	MCY	9.91	8.98
tblVehicleEF	MCY	167.12	210.64
tblVehicleEF	MCY	46.87	62.81
tblVehicleEF	MCY	1.17	1.19
tblVehicleEF	MCY	0.31	0.27
tblVehicleEF	MCY	1.8190e-003	1.7180e-003
tblVehicleEF	MCY	3.7460e-003	3.2090e-003
tblVehicleEF	MCY	1.7050e-003	1.6110e-003
tblVehicleEF	MCY	3.5370e-003	3.0300e-003

tblVehicleEF	MCY	1.45	1.46
tblVehicleEF	MCY	0.85	0.88
tblVehicleEF	MCY	0.80	0.82
tblVehicleEF	MCY	2.26	2.21
tblVehicleEF	MCY	0.50	2.24
tblVehicleEF	MCY	2.17	1.99
tblVehicleEF	MCY	2.0790e-003	2.0840e-003
tblVehicleEF	MCY	6.9500e-004	6.2200e-004
tblVehicleEF	MCY	1.45	1.46
tblVehicleEF	MCY	0.85	0.88
tblVehicleEF	MCY	0.80	0.82
tblVehicleEF	MCY	2.76	2.69
tblVehicleEF	MCY	0.50	2.24
tblVehicleEF	MCY	2.37	2.16
tblVehicleEF	MCY	0.41	0.32
tblVehicleEF	MCY	0.14	0.22
tblVehicleEF	MCY	21.14	22.21
tblVehicleEF	MCY	9.06	8.04
tblVehicleEF	MCY	167.12	210.71
tblVehicleEF	MCY	46.87	60.21
tblVehicleEF	MCY	0.99	1.00
tblVehicleEF	MCY	0.29	0.25
tblVehicleEF	MCY	1.8190e-003	1.7180e-003
tblVehicleEF	MCY	3.7460e-003	3.2090e-003
tblVehicleEF	MCY	1.7050e-003	1.6110e-003
tblVehicleEF	MCY	3.5370e-003	3.0300e-003
tblVehicleEF	MCY	3.14	3.54

tblVehicleEF	MCY	1.28	1.46
tblVehicleEF	MCY	2.14	2.53
tblVehicleEF	MCY	2.19	2.14
tblVehicleEF	MCY	0.50	2.25
tblVehicleEF	MCY	1.87	1.65
tblVehicleEF	MCY	2.0790e-003	2.0850e-003
tblVehicleEF	MCY	6.7100e-004	5.9600e-004
tblVehicleEF	MCY	3.14	3.54
tblVehicleEF	MCY	1.28	1.46
tblVehicleEF	MCY	2.14	2.53
tblVehicleEF	MCY	2.69	2.61
tblVehicleEF	MCY	0.50	2.25
tblVehicleEF	MCY	2.03	1.80
tblVehicleEF	MCY	0.42	0.32
tblVehicleEF	MCY	0.15	0.25
tblVehicleEF	MCY	20.06	20.78
tblVehicleEF	MCY	9.53	8.40
tblVehicleEF	MCY	167.12	208.52
tblVehicleEF	MCY	46.87	61.47
tblVehicleEF	MCY	1.13	1.14
tblVehicleEF	MCY	0.31	0.26
tblVehicleEF	MCY	1.8190e-003	1.7180e-003
tblVehicleEF	MCY	3.7460e-003	3.2090e-003
tblVehicleEF	MCY	1.7050e-003	1.6110e-003
tblVehicleEF	MCY	3.5370e-003	3.0300e-003
tblVehicleEF	MCY	1.71	1.84
tblVehicleEF	MCY	1.14	1.19

tblVehicleEF	MCY	0.72	0.67
tblVehicleEF	MCY	2.22	2.16
tblVehicleEF	MCY	0.57	2.54
tblVehicleEF	MCY	2.10	1.86
tblVehicleEF	MCY	6.8600e-004	6.0800e-004
tblVehicleEF	MCY	1.71	1.84
tblVehicleEF	MCY	1.14	1.19
tblVehicleEF	MCY	0.72	0.67
tblVehicleEF	MCY	2.71	2.63
tblVehicleEF	MCY	0.57	2.54
tblVehicleEF	MCY	2.28	2.02
tblVehicleEF	MDV	0.01	6.7810e-003
tblVehicleEF	MDV	0.02	0.10
tblVehicleEF	MDV	1.55	1.37
tblVehicleEF	MDV	3.59	3.68
tblVehicleEF	MDV	498.66	425.57
tblVehicleEF	MDV	110.76	90.69
tblVehicleEF	MDV	0.20	0.16
tblVehicleEF	MDV	0.36	0.44
tblVehicleEF	MDV	1.8680e-003	1.6560e-003
tblVehicleEF	MDV	2.5890e-003	2.2360e-003
tblVehicleEF	MDV	1.7240e-003	1.5300e-003
tblVehicleEF	MDV	2.3820e-003	2.0580e-003
tblVehicleEF	MDV	0.10	0.13
tblVehicleEF	MDV	0.21	0.19
tblVehicleEF	MDV	0.09	0.11
tblVehicleEF	MDV	0.04	0.03

tblVehicleEF	MDV	0.11	0.56
tblVehicleEF	MDV	0.28	0.52
tblVehicleEF	MDV	5.0000e-003	4.1980e-003
tblVehicleEF	MDV	1.1710e-003	8.9500e-004
tblVehicleEF	MDV	0.10	0.13
tblVehicleEF	MDV	0.21	0.19
tblVehicleEF	MDV	0.09	0.11
tblVehicleEF	MDV	0.05	0.04
tblVehicleEF	MDV	0.11	0.56
tblVehicleEF	MDV	0.31	0.57
tblVehicleEF	MDV	0.02	7.8200e-003
tblVehicleEF	MDV	0.02	0.08
tblVehicleEF	MDV	1.87	1.69
tblVehicleEF	MDV	2.99	2.99
tblVehicleEF	MDV	542.90	456.91
tblVehicleEF	MDV	110.76	89.27
tblVehicleEF	MDV	0.18	0.14
tblVehicleEF	MDV	0.33	0.41
tblVehicleEF	MDV	1.8680e-003	1.6560e-003
tblVehicleEF	MDV	2.5890e-003	2.2360e-003
tblVehicleEF	MDV	1.7240e-003	1.5300e-003
tblVehicleEF	MDV	2.3820e-003	2.0580e-003
tblVehicleEF	MDV	0.21	0.29
tblVehicleEF	MDV	0.24	0.23
tblVehicleEF	MDV	0.18	0.26
tblVehicleEF	MDV	0.04	0.04
tblVehicleEF	MDV	0.11	0.57

tblVehicleEF	MDV	0.24	0.43
tblVehicleEF	MDV	5.4470e-003	4.5080e-003
tblVehicleEF	MDV	1.1600e-003	8.8100e-004
tblVehicleEF	MDV	0.21	0.29
tblVehicleEF	MDV	0.24	0.23
tblVehicleEF	MDV	0.18	0.26
tblVehicleEF	MDV	0.06	0.05
tblVehicleEF	MDV	0.11	0.57
tblVehicleEF	MDV	0.26	0.47
tblVehicleEF	MDV	0.01	6.5500e-003
tblVehicleEF	MDV	0.02	0.10
tblVehicleEF	MDV	1.47	1.27
tblVehicleEF	MDV	3.53	3.52
tblVehicleEF	MDV	488.33	416.35
tblVehicleEF	MDV	110.76	90.40
tblVehicleEF	MDV	0.19	0.15
tblVehicleEF	MDV	0.35	0.43
tblVehicleEF	MDV	1.8680e-003	1.6560e-003
tblVehicleEF	MDV	2.5890e-003	2.2360e-003
tblVehicleEF	MDV	1.7240e-003	1.5300e-003
tblVehicleEF	MDV	2.3820e-003	2.0580e-003
tblVehicleEF	MDV	0.10	0.13
tblVehicleEF	MDV	0.23	0.20
tblVehicleEF	MDV	0.08	0.10
tblVehicleEF	MDV	0.04	0.03
tblVehicleEF	MDV	0.13	0.65
tblVehicleEF	MDV	0.28	0.51

tblVehicleEF	MDV	4.8960e-003	4.1070e-003
tblVehicleEF	MDV	1.1700e-003	8.9200e-004
tblVehicleEF	MDV	0.10	0.13
tblVehicleEF	MDV	0.23	0.20
tblVehicleEF	MDV	0.08	0.10
tblVehicleEF	MDV	0.05	0.04
tblVehicleEF	MDV	0.13	0.65
tblVehicleEF	MDV	0.31	0.56
tblVehicleEF	MH	0.04	4.0640e-003
tblVehicleEF	MH	0.03	0.00
tblVehicleEF	MH	3.60	0.38
tblVehicleEF	MH	6.96	0.00
tblVehicleEF	MH	1,048.28	936.22
tblVehicleEF	MH	59.91	0.00
tblVehicleEF	MH	1.64	5.05
tblVehicleEF	MH	0.95	0.00
tblVehicleEF	MH	0.01	0.02
tblVehicleEF	MH	0.04	0.19
tblVehicleEF	MH	1.2510e-003	0.00
tblVehicleEF	MH	3.2210e-003	4.0000e-003
tblVehicleEF	MH	0.04	0.18
tblVehicleEF	MH	1.1500e-003	0.00
tblVehicleEF	MH	1.56	0.00
tblVehicleEF	MH	0.09	0.00
tblVehicleEF	MH	0.54	0.00
tblVehicleEF	MH	0.12	0.09
tblVehicleEF	MH	0.03	0.00

tblVehicleEF	MH	0.40	0.00
tblVehicleEF	MH	0.01	8.8510e-003
tblVehicleEF	MH	7.2000e-004	0.00
tblVehicleEF	MH	1.56	0.00
tblVehicleEF	MH	0.09	0.00
tblVehicleEF	MH	0.54	0.00
tblVehicleEF	MH	0.17	0.10
tblVehicleEF	MH	0.03	0.00
tblVehicleEF	MH	0.44	0.00
tblVehicleEF	MH	0.04	4.0640e-003
tblVehicleEF	MH	0.03	0.00
tblVehicleEF	MH	3.74	0.38
tblVehicleEF	MH	6.31	0.00
tblVehicleEF	MH	1,048.28	936.22
tblVehicleEF	MH	59.91	0.00
tblVehicleEF	MH	1.50	4.73
tblVehicleEF	MH	0.90	0.00
tblVehicleEF	MH	0.01	0.02
tblVehicleEF	MH	0.04	0.19
tblVehicleEF	MH	1.2510e-003	0.00
tblVehicleEF	MH	3.2210e-003	4.0000e-003
tblVehicleEF	MH	0.04	0.18
tblVehicleEF	MH	1.1500e-003	0.00
tblVehicleEF	MH	3.12	0.00
tblVehicleEF	MH	0.11	0.00
tblVehicleEF	MH	1.30	0.00
tblVehicleEF	MH	0.12	0.09

tblVehicleEF	MH	0.03	0.00
tblVehicleEF	MH	0.37	0.00
tblVehicleEF	MH	0.01	8.8510e-003
tblVehicleEF	MH	7.0900e-004	0.00
tblVehicleEF	MH	3.12	0.00
tblVehicleEF	MH	0.11	0.00
tblVehicleEF	MH	1.30	0.00
tblVehicleEF	MH	0.17	0.10
tblVehicleEF	MH	0.03	0.00
tblVehicleEF	MH	0.41	0.00
tblVehicleEF	MH	0.04	4.0640e-003
tblVehicleEF	MH	0.03	0.00
tblVehicleEF	MH	3.61	0.38
tblVehicleEF	MH	6.87	0.00
tblVehicleEF	MH	1,048.28	936.22
tblVehicleEF	MH	59.91	0.00
tblVehicleEF	MH	1.61	4.97
tblVehicleEF	MH	0.94	0.00
tblVehicleEF	MH	0.01	0.02
tblVehicleEF	MH	0.04	0.19
tblVehicleEF	MH	1.2510e-003	0.00
tblVehicleEF	MH	3.2210e-003	4.0000e-003
tblVehicleEF	MH	0.04	0.18
tblVehicleEF	MH	1.1500e-003	0.00
tblVehicleEF	MH	1.88	0.00
tblVehicleEF	MH	0.12	0.00
tblVehicleEF	MH	0.56	0.00

tblVehicleEF	MH	0.12	0.09
tblVehicleEF	MH	0.03	0.00
tblVehicleEF	MH	0.40	0.00
tblVehicleEF	MH	0.01	8.8510e-003
tblVehicleEF	MH	7.1900e-004	0.00
tblVehicleEF	MH	1.88	0.00
tblVehicleEF	MH	0.12	0.00
tblVehicleEF	MH	0.56	0.00
tblVehicleEF	MH	0.17	0.10
tblVehicleEF	MH	0.03	0.00
tblVehicleEF	MH	0.43	0.00
tblVehicleEF	MHD	0.02	5.4630e-003
tblVehicleEF	MHD	4.1450e-003	6.2250e-003
tblVehicleEF	MHD	0.06	0.02
tblVehicleEF	MHD	0.33	0.44
tblVehicleEF	MHD	0.31	0.67
tblVehicleEF	MHD	6.00	1.87
tblVehicleEF	MHD	155.10	70.79
tblVehicleEF	MHD	1,105.72	1,107.75
tblVehicleEF	MHD	53.92	15.06
tblVehicleEF	MHD	0.63	0.57
tblVehicleEF	MHD	1.08	1.89
tblVehicleEF	MHD	11.74	0.98
tblVehicleEF	MHD	4.3700e-004	1.7550e-003
tblVehicleEF	MHD	5.5780e-003	0.06
tblVehicleEF	MHD	8.2200e-004	1.9600e-004
tblVehicleEF	MHD	4.1800e-004	1.6790e-003

tblVehicleEF	MHD	5.3330e-003	0.06
tblVehicleEF	MHD	7.5600e-004	1.8000e-004
tblVehicleEF	MHD	1.4330e-003	1.2040e-003
tblVehicleEF	MHD	0.05	0.04
tblVehicleEF	MHD	0.02	0.03
tblVehicleEF	MHD	7.1400e-004	5.5800e-004
tblVehicleEF	MHD	0.04	0.08
tblVehicleEF	MHD	0.02	0.20
tblVehicleEF	MHD	0.36	0.08
tblVehicleEF	MHD	1.4910e-003	6.7300e-004
tblVehicleEF	MHD	0.01	0.01
tblVehicleEF	MHD	6.4400e-004	1.4900e-004
tblVehicleEF	MHD	1.4330e-003	1.2040e-003
tblVehicleEF	MHD	0.05	0.04
tblVehicleEF	MHD	0.03	0.04
tblVehicleEF	MHD	7.1400e-004	5.5800e-004
tblVehicleEF	MHD	0.05	0.09
tblVehicleEF	MHD	0.02	0.20
tblVehicleEF	MHD	0.40	0.09
tblVehicleEF	MHD	0.02	5.1740e-003
tblVehicleEF	MHD	4.2290e-003	6.3500e-003
tblVehicleEF	MHD	0.05	0.02
tblVehicleEF	MHD	0.24	0.35
tblVehicleEF	MHD	0.32	0.68
tblVehicleEF	MHD	5.61	1.72
tblVehicleEF	MHD	164.29	72.16
tblVehicleEF	MHD	1,105.72	1,107.78

tblVehicleEF	MHD	53.92	14.81
tblVehicleEF	MHD	0.65	0.57
tblVehicleEF	MHD	1.01	1.76
tblVehicleEF	MHD	11.70	0.97
tblVehicleEF	MHD	3.6900e-004	1.4820e-003
tblVehicleEF	MHD	5.5780e-003	0.06
tblVehicleEF	MHD	8.2200e-004	1.9600e-004
tblVehicleEF	MHD	3.5300e-004	1.4180e-003
tblVehicleEF	MHD	5.3330e-003	0.06
tblVehicleEF	MHD	7.5600e-004	1.8000e-004
tblVehicleEF	MHD	2.8480e-003	2.6690e-003
tblVehicleEF	MHD	0.05	0.05
tblVehicleEF	MHD	0.02	0.03
tblVehicleEF	MHD	1.6690e-003	1.6090e-003
tblVehicleEF	MHD	0.04	0.08
tblVehicleEF	MHD	0.02	0.21
tblVehicleEF	MHD	0.35	0.08
tblVehicleEF	MHD	1.5770e-003	6.8700e-004
tblVehicleEF	MHD	0.01	0.01
tblVehicleEF	MHD	6.3800e-004	1.4700e-004
tblVehicleEF	MHD	2.8480e-003	2.6690e-003
tblVehicleEF	MHD	0.05	0.05
tblVehicleEF	MHD	0.03	0.03
tblVehicleEF	MHD	1.6690e-003	1.6090e-003
tblVehicleEF	MHD	0.05	0.10
tblVehicleEF	MHD	0.02	0.21
tblVehicleEF	MHD	0.38	0.09

tblVehicleEF	MHD	0.02	5.8910e-003
tblVehicleEF	MHD	4.1530e-003	6.2420e-003
tblVehicleEF	MHD	0.06	0.02
tblVehicleEF	MHD	0.46	0.57
tblVehicleEF	MHD	0.31	0.67
tblVehicleEF	MHD	5.90	1.82
tblVehicleEF	MHD	142.41	68.88
tblVehicleEF	MHD	1,105.72	1,107.76
tblVehicleEF	MHD	53.92	14.97
tblVehicleEF	MHD	0.60	0.56
tblVehicleEF	MHD	1.06	1.85
tblVehicleEF	MHD	11.73	0.98
tblVehicleEF	MHD	5.3200e-004	2.1320e-003
tblVehicleEF	MHD	5.5780e-003	0.06
tblVehicleEF	MHD	8.2200e-004	1.9600e-004
tblVehicleEF	MHD	5.0900e-004	2.0400e-003
tblVehicleEF	MHD	5.3330e-003	0.06
tblVehicleEF	MHD	7.5600e-004	1.8000e-004
tblVehicleEF	MHD	1.5800e-003	1.4230e-003
tblVehicleEF	MHD	0.05	0.04
tblVehicleEF	MHD	0.03	0.03
tblVehicleEF	MHD	7.0500e-004	5.1800e-004
tblVehicleEF	MHD	0.04	0.08
tblVehicleEF	MHD	0.02	0.22
tblVehicleEF	MHD	0.36	0.08
tblVehicleEF	MHD	1.3710e-003	6.5500e-004
tblVehicleEF	MHD	0.01	0.01

tblVehicleEF	MHD	6.4300e-004	1.4800e-004
tblVehicleEF	MHD	1.5800e-003	1.4230e-003
tblVehicleEF	MHD	0.05	0.04
tblVehicleEF	MHD	0.04	0.04
tblVehicleEF	MHD	7.0500e-004	5.1800e-004
tblVehicleEF	MHD	0.05	0.09
tblVehicleEF	MHD	0.02	0.22
tblVehicleEF	MHD	0.39	0.09
tblVehicleEF	OBUS	0.01	9.8280e-003
tblVehicleEF	OBUS	0.01	0.01
tblVehicleEF	OBUS	0.03	0.03
tblVehicleEF	OBUS	0.27	0.43
tblVehicleEF	OBUS	0.73	1.52
tblVehicleEF	OBUS	6.67	3.30
tblVehicleEF	OBUS	70.21	51.97
tblVehicleEF	OBUS	1,126.32	1,610.98
tblVehicleEF	OBUS	71.08	24.56
tblVehicleEF	OBUS	0.32	0.26
tblVehicleEF	OBUS	1.10	1.20
tblVehicleEF	OBUS	1.97	0.47
tblVehicleEF	OBUS	1.1300e-004	1.0320e-003
tblVehicleEF	OBUS	5.4210e-003	0.02
tblVehicleEF	OBUS	9.1200e-004	2.4700e-004
tblVehicleEF	OBUS	1.0800e-004	9.8700e-004
tblVehicleEF	OBUS	5.1650e-003	0.02
tblVehicleEF	OBUS	8.3900e-004	2.2700e-004
tblVehicleEF	OBUS	2.2350e-003	3.0920e-003

tblVehicleEF	OBUS	0.02	0.03
tblVehicleEF	OBUS	0.04	0.05
tblVehicleEF	OBUS	9.4600e-004	1.1800e-003
tblVehicleEF	OBUS	0.05	0.08
tblVehicleEF	OBUS	0.05	0.35
tblVehicleEF	OBUS	0.41	0.16
tblVehicleEF	OBUS	6.8200e-004	4.9900e-004
tblVehicleEF	OBUS	0.01	0.02
tblVehicleEF	OBUS	8.2800e-004	2.4300e-004
tblVehicleEF	OBUS	2.2350e-003	3.0920e-003
tblVehicleEF	OBUS	0.02	0.03
tblVehicleEF	OBUS	0.05	0.07
tblVehicleEF	OBUS	9.4600e-004	1.1800e-003
tblVehicleEF	OBUS	0.06	0.11
tblVehicleEF	OBUS	0.05	0.35
tblVehicleEF	OBUS	0.45	0.17
tblVehicleEF	OBUS	0.01	9.8610e-003
tblVehicleEF	OBUS	0.01	0.01
tblVehicleEF	OBUS	0.03	0.03
tblVehicleEF	OBUS	0.26	0.41
tblVehicleEF	OBUS	0.75	1.57
tblVehicleEF	OBUS	6.11	2.97
tblVehicleEF	OBUS	73.34	52.23
tblVehicleEF	OBUS	1,126.32	1,611.07
tblVehicleEF	OBUS	71.08	24.00
tblVehicleEF	OBUS	0.33	0.26
tblVehicleEF	OBUS	1.02	1.08

tblVehicleEF	OBUS	1.92	0.45
tblVehicleEF	OBUS	9.5000e-005	8.7200e-004
tblVehicleEF	OBUS	5.4210e-003	0.02
tblVehicleEF	OBUS	9.1200e-004	2.4700e-004
tblVehicleEF	OBUS	9.1000e-005	8.3400e-004
tblVehicleEF	OBUS	5.1650e-003	0.02
tblVehicleEF	OBUS	8.3900e-004	2.2700e-004
tblVehicleEF	OBUS	4.3510e-003	6.6820e-003
tblVehicleEF	OBUS	0.02	0.04
tblVehicleEF	OBUS	0.04	0.05
tblVehicleEF	OBUS	2.1830e-003	3.3480e-003
tblVehicleEF	OBUS	0.05	0.08
tblVehicleEF	OBUS	0.05	0.36
tblVehicleEF	OBUS	0.39	0.15
tblVehicleEF	OBUS	7.1200e-004	5.0100e-004
tblVehicleEF	OBUS	0.01	0.02
tblVehicleEF	OBUS	8.1800e-004	2.3700e-004
tblVehicleEF	OBUS	4.3510e-003	6.6820e-003
tblVehicleEF	OBUS	0.02	0.04
tblVehicleEF	OBUS	0.05	0.07
tblVehicleEF	OBUS	2.1830e-003	3.3480e-003
tblVehicleEF	OBUS	0.07	0.11
tblVehicleEF	OBUS	0.05	0.36
tblVehicleEF	OBUS	0.42	0.16
tblVehicleEF	OBUS	0.01	9.8320e-003
tblVehicleEF	OBUS	0.01	0.01
tblVehicleEF	OBUS	0.03	0.03

tblVehicleEF	OBUS	0.28	0.44
tblVehicleEF	OBUS	0.73	1.53
tblVehicleEF	OBUS	6.62	3.24
tblVehicleEF	OBUS	65.88	51.61
tblVehicleEF	OBUS	1,126.32	1,611.00
tblVehicleEF	OBUS	71.08	24.45
tblVehicleEF	OBUS	0.31	0.26
tblVehicleEF	OBUS	1.08	1.17
tblVehicleEF	OBUS	1.96	0.47
tblVehicleEF	OBUS	1.3700e-004	1.2520e-003
tblVehicleEF	OBUS	5.4210e-003	0.02
tblVehicleEF	OBUS	9.1200e-004	2.4700e-004
tblVehicleEF	OBUS	1.3100e-004	1.1980e-003
tblVehicleEF	OBUS	5.1650e-003	0.02
tblVehicleEF	OBUS	8.3900e-004	2.2700e-004
tblVehicleEF	OBUS	2.3980e-003	3.4750e-003
tblVehicleEF	OBUS	0.02	0.03
tblVehicleEF	OBUS	0.04	0.05
tblVehicleEF	OBUS	9.5900e-004	1.1270e-003
tblVehicleEF	OBUS	0.05	0.08
tblVehicleEF	OBUS	0.05	0.38
tblVehicleEF	OBUS	0.41	0.15
tblVehicleEF	OBUS	6.4100e-004	4.9500e-004
tblVehicleEF	OBUS	0.01	0.02
tblVehicleEF	OBUS	8.2700e-004	2.4200e-004
tblVehicleEF	OBUS	2.3980e-003	3.4750e-003
tblVehicleEF	OBUS	0.02	0.03

tblVehicleEF	OBUS	0.05	0.07
tblVehicleEF	OBUS	9.5900e-004	1.1270e-003
tblVehicleEF	OBUS	0.06	0.11
tblVehicleEF	OBUS	0.05	0.38
tblVehicleEF	OBUS	0.45	0.17
tblVehicleEF	SBUS	0.86	0.01
tblVehicleEF	SBUS	0.01	4.4370e-003
tblVehicleEF	SBUS	0.07	1.1460e-003
tblVehicleEF	SBUS	5.64	1.00
tblVehicleEF	SBUS	0.71	0.28
tblVehicleEF	SBUS	5.49	0.17
tblVehicleEF	SBUS	1,270.71	324.55
tblVehicleEF	SBUS	1,144.20	1,170.32
tblVehicleEF	SBUS	36.06	0.97
tblVehicleEF	SBUS	12.46	3.52
tblVehicleEF	SBUS	5.17	5.16
tblVehicleEF	SBUS	15.23	0.98
tblVehicleEF	SBUS	0.01	3.9580e-003
tblVehicleEF	SBUS	0.01	0.01
tblVehicleEF	SBUS	0.03	0.03
tblVehicleEF	SBUS	5.0600e-004	1.4000e-005
tblVehicleEF	SBUS	0.01	3.7870e-003
tblVehicleEF	SBUS	2.7630e-003	2.8810e-003
tblVehicleEF	SBUS	0.03	0.03
tblVehicleEF	SBUS	4.6500e-004	1.3000e-005
tblVehicleEF	SBUS	3.0740e-003	5.8000e-005
tblVehicleEF	SBUS	0.02	2.1600e-004

tblVehicleEF	SBUS	0.68	0.08
tblVehicleEF	SBUS	1.3130e-003	2.2000e-005
tblVehicleEF	SBUS	0.12	0.09
tblVehicleEF	SBUS	0.01	1.7430e-003
tblVehicleEF	SBUS	0.28	6.0120e-003
tblVehicleEF	SBUS	0.01	3.0720e-003
tblVehicleEF	SBUS	0.01	0.01
tblVehicleEF	SBUS	4.5600e-004	1.0000e-005
tblVehicleEF	SBUS	3.0740e-003	5.8000e-005
tblVehicleEF	SBUS	0.02	2.1600e-004
tblVehicleEF	SBUS	0.97	0.11
tblVehicleEF	SBUS	1.3130e-003	2.2000e-005
tblVehicleEF	SBUS	0.14	0.10
tblVehicleEF	SBUS	0.01	1.7430e-003
tblVehicleEF	SBUS	0.31	6.5820e-003
tblVehicleEF	SBUS	0.86	0.01
tblVehicleEF	SBUS	0.01	4.4520e-003
tblVehicleEF	SBUS	0.06	8.8900e-004
tblVehicleEF	SBUS	5.48	0.96
tblVehicleEF	SBUS	0.72	0.28
tblVehicleEF	SBUS	3.76	0.10
tblVehicleEF	SBUS	1,335.64	332.90
tblVehicleEF	SBUS	1,144.20	1,170.32
tblVehicleEF	SBUS	36.06	0.86
tblVehicleEF	SBUS	12.86	3.59
tblVehicleEF	SBUS	4.84	4.82
tblVehicleEF	SBUS	15.20	0.98

tblVehicleEF	SBUS	0.01	3.3450e-003
tblVehicleEF	SBUS	0.01	0.01
tblVehicleEF	SBUS	0.03	0.03
tblVehicleEF	SBUS	5.0600e-004	1.4000e-005
tblVehicleEF	SBUS	0.01	3.2000e-003
tblVehicleEF	SBUS	2.7630e-003	2.8810e-003
tblVehicleEF	SBUS	0.03	0.03
tblVehicleEF	SBUS	4.6500e-004	1.3000e-005
tblVehicleEF	SBUS	5.9210e-003	1.3100e-004
tblVehicleEF	SBUS	0.02	3.0200e-004
tblVehicleEF	SBUS	0.67	0.08
tblVehicleEF	SBUS	2.9370e-003	7.4000e-005
tblVehicleEF	SBUS	0.12	0.09
tblVehicleEF	SBUS	9.6420e-003	1.5130e-003
tblVehicleEF	SBUS	0.23	4.6550e-003
tblVehicleEF	SBUS	0.01	3.1510e-003
tblVehicleEF	SBUS	0.01	0.01
tblVehicleEF	SBUS	4.2700e-004	9.0000e-006
tblVehicleEF	SBUS	5.9210e-003	1.3100e-004
tblVehicleEF	SBUS	0.02	3.0200e-004
tblVehicleEF	SBUS	0.96	0.11
tblVehicleEF	SBUS	2.9370e-003	7.4000e-005
tblVehicleEF	SBUS	0.14	0.10
tblVehicleEF	SBUS	9.6420e-003	1.5130e-003
tblVehicleEF	SBUS	0.25	5.0970e-003
tblVehicleEF	SBUS	0.86	0.01
tblVehicleEF	SBUS	0.01	4.4380e-003

tblVehicleEF	SBUS	0.07	1.1310e-003
tblVehicleEF	SBUS	5.85	1.05
tblVehicleEF	SBUS	0.71	0.28
tblVehicleEF	SBUS	5.54	0.16
tblVehicleEF	SBUS	1,181.05	313.01
tblVehicleEF	SBUS	1,144.20	1,170.32
tblVehicleEF	SBUS	36.06	0.95
tblVehicleEF	SBUS	11.91	3.42
tblVehicleEF	SBUS	5.09	5.07
tblVehicleEF	SBUS	15.23	0.98
tblVehicleEF	SBUS	0.02	4.8040e-003
tblVehicleEF	SBUS	0.01	0.01
tblVehicleEF	SBUS	0.03	0.03
tblVehicleEF	SBUS	5.0600e-004	1.4000e-005
tblVehicleEF	SBUS	0.02	4.5960e-003
tblVehicleEF	SBUS	2.7630e-003	2.8810e-003
tblVehicleEF	SBUS	0.03	0.03
tblVehicleEF	SBUS	4.6500e-004	1.3000e-005
tblVehicleEF	SBUS	3.2090e-003	7.3000e-005
tblVehicleEF	SBUS	0.02	2.5400e-004
tblVehicleEF	SBUS	0.68	0.08
tblVehicleEF	SBUS	1.2980e-003	2.0000e-005
tblVehicleEF	SBUS	0.12	0.09
tblVehicleEF	SBUS	0.01	2.3230e-003
tblVehicleEF	SBUS	0.29	5.9330e-003
tblVehicleEF	SBUS	0.01	2.9630e-003
tblVehicleEF	SBUS	0.01	0.01

tblVehicleEF	SBUS	4.5600e-004	9.0000e-006
tblVehicleEF	SBUS	3.2090e-003	7.3000e-005
tblVehicleEF	SBUS	0.02	2.5400e-004
tblVehicleEF	SBUS	0.97	0.11
tblVehicleEF	SBUS	1.2980e-003	2.0000e-005
tblVehicleEF	SBUS	0.14	0.10
tblVehicleEF	SBUS	0.01	2.3230e-003
tblVehicleEF	SBUS	0.32	6.4960e-003
tblVehicleEF	UBUS	1.95	3.51
tblVehicleEF	UBUS	0.09	0.04
tblVehicleEF	UBUS	9.79	26.99
tblVehicleEF	UBUS	14.93	2.87
tblVehicleEF	UBUS	1,861.83	1,847.21
tblVehicleEF	UBUS	135.15	32.35
tblVehicleEF	UBUS	6.43	0.39
tblVehicleEF	UBUS	13.77	0.28
tblVehicleEF	UBUS	0.52	0.10
tblVehicleEF	UBUS	0.01	0.02
tblVehicleEF	UBUS	0.07	2.6230e-003
tblVehicleEF	UBUS	1.3790e-003	2.3500e-004
tblVehicleEF	UBUS	0.22	0.04
tblVehicleEF	UBUS	3.0000e-003	5.4850e-003
tblVehicleEF	UBUS	0.07	2.4900e-003
tblVehicleEF	UBUS	1.2680e-003	2.1600e-004
tblVehicleEF	UBUS	8.4220e-003	2.2150e-003
tblVehicleEF	UBUS	0.12	0.02
tblVehicleEF	UBUS	4.0730e-003	8.9000e-004

tblVehicleEF	UBUS	0.66	0.06
tblVehicleEF	UBUS	0.02	0.09
tblVehicleEF	UBUS	1.19	0.16
tblVehicleEF	UBUS	0.01	6.5550e-003
tblVehicleEF	UBUS	1.6230e-003	3.2000e-004
tblVehicleEF	UBUS	8.4220e-003	2.2150e-003
tblVehicleEF	UBUS	0.12	0.02
tblVehicleEF	UBUS	4.0730e-003	8.9000e-004
tblVehicleEF	UBUS	2.68	3.59
tblVehicleEF	UBUS	0.02	0.09
tblVehicleEF	UBUS	1.30	0.18
tblVehicleEF	UBUS	1.95	3.51
tblVehicleEF	UBUS	0.08	0.03
tblVehicleEF	UBUS	9.90	26.99
tblVehicleEF	UBUS	12.23	2.29
tblVehicleEF	UBUS	1,861.83	1,847.22
tblVehicleEF	UBUS	135.15	31.36
tblVehicleEF	UBUS	5.98	0.38
tblVehicleEF	UBUS	13.65	0.26
tblVehicleEF	UBUS	0.52	0.10
tblVehicleEF	UBUS	0.01	0.02
tblVehicleEF	UBUS	0.07	2.6230e-003
tblVehicleEF	UBUS	1.3790e-003	2.3500e-004
tblVehicleEF	UBUS	0.22	0.04
tblVehicleEF	UBUS	3.0000e-003	5.4850e-003
tblVehicleEF	UBUS	0.07	2.4900e-003
tblVehicleEF	UBUS	1.2680e-003	2.1600e-004

tblVehicleEF	UBUS	0.02	4.5600e-003
tblVehicleEF	UBUS	0.15	0.02
tblVehicleEF	UBUS	9.6640e-003	2.5650e-003
tblVehicleEF	UBUS	0.67	0.06
tblVehicleEF	UBUS	0.02	0.09
tblVehicleEF	UBUS	1.06	0.14
tblVehicleEF	UBUS	0.01	6.5550e-003
tblVehicleEF	UBUS	1.5760e-003	3.1000e-004
tblVehicleEF	UBUS	0.02	4.5600e-003
tblVehicleEF	UBUS	0.15	0.02
tblVehicleEF	UBUS	9.6640e-003	2.5650e-003
tblVehicleEF	UBUS	2.69	3.59
tblVehicleEF	UBUS	0.02	0.09
tblVehicleEF	UBUS	1.16	0.16
tblVehicleEF	UBUS	1.95	3.51
tblVehicleEF	UBUS	0.09	0.04
tblVehicleEF	UBUS	9.80	26.99
tblVehicleEF	UBUS	14.43	2.71
tblVehicleEF	UBUS	1,861.83	1,847.22
tblVehicleEF	UBUS	135.15	32.09
tblVehicleEF	UBUS	6.31	0.39
tblVehicleEF	UBUS	13.74	0.28
tblVehicleEF	UBUS	0.52	0.10
tblVehicleEF	UBUS	0.01	0.02
tblVehicleEF	UBUS	0.07	2.6230e-003
tblVehicleEF	UBUS	1.3790e-003	2.3500e-004
tblVehicleEF	UBUS	0.22	0.04

tblVehicleEF	UBUS	3.0000e-003	5.4850e-003
tblVehicleEF	UBUS	0.07	2.4900e-003
tblVehicleEF	UBUS	1.2680e-003	2.1600e-004
tblVehicleEF	UBUS	9.6690e-003	2.4060e-003
tblVehicleEF	UBUS	0.15	0.02
tblVehicleEF	UBUS	4.2700e-003	8.2100e-004
tblVehicleEF	UBUS	0.66	0.06
tblVehicleEF	UBUS	0.03	0.11
tblVehicleEF	UBUS	1.17	0.16
tblVehicleEF	UBUS	0.01	6.5550e-003
tblVehicleEF	UBUS	1.6140e-003	3.1800e-004
tblVehicleEF	UBUS	9.6690e-003	2.4060e-003
tblVehicleEF	UBUS	0.15	0.02
tblVehicleEF	UBUS	4.2700e-003	8.2100e-004
tblVehicleEF	UBUS	2.68	3.59
tblVehicleEF	UBUS	0.03	0.11
tblVehicleEF	UBUS	1.28	0.18
tblVehicleTrips	CC_TL	7.30	0.00
tblVehicleTrips	CC_TL	7.30	0.00
tblVehicleTrips	CC_TL	7.30	0.00
tblVehicleTrips	CC_TL	7.30	0.00
tblVehicleTrips	CC_TL	7.30	0.00
tblVehicleTrips	CC_TTP	28.00	0.00
tblVehicleTrips	CNW_TL	7.30	0.00
tblVehicleTrips	CNW_TL	7.30	0.00
tblVehicleTrips	CNW_TL	7.30	0.00
tblVehicleTrips	CNW_TL	7.30	0.00

tblVehicleTrips	CNW_TL	7.30	0.00
tblVehicleTrips	CNW_TTP	13.00	0.00
tblVehicleTrips	CNW_TTP	41.00	0.00
tblVehicleTrips	CW_TL	9.50	0.00
tblVehicleTrips	CW_TL	9.50	0.00
tblVehicleTrips	CW_TL	9.50	0.00
tblVehicleTrips	CW_TL	9.50	0.00
tblVehicleTrips	CW_TL	9.50	0.00
tblVehicleTrips	CW_TTP	59.00	0.00
tblVehicleTrips	CW_TTP	59.00	0.00
tblVehicleTrips	DV_TP	5.00	0.00
tblVehicleTrips	DV_TP	5.00	0.00
tblVehicleTrips	PB_TP	3.00	0.00
tblVehicleTrips	PB_TP	3.00	0.00
tblVehicleTrips	PR_TP	92.00	0.00
tblVehicleTrips	PR_TP	92.00	0.00
tblVehicleTrips	ST_TR	1.32	0.00
tblVehicleTrips	ST_TR	1.68	0.00
tblVehicleTrips	SU_TR	0.68	0.00
tblVehicleTrips	SU_TR	1.68	0.00
tblVehicleTrips	WD_TR	6.97	0.00
tblVehicleTrips	WD_TR	1.68	0.00
tblWater	IndoorWaterUseRate	319,999,125.00	0.00
tblWater	IndoorWaterUseRate	546,131,562.50	0.00

2.0 Emissions Summary

2.1 Overall Construction (Maximum Daily Emission)

Unmitigated Construction

	ROG	NOx	CO	SO2	Fugitive PM10	Exhaust PM10	PM10 Total	Fugitive PM2.5	Exhaust PM2.5	PM2.5 Total	Bio- CO2	NBio- CO2	Total CO2	CH4	N2O	CO2e
Year	lb/day										lb/day					
2021	144.7087	126.3659	133.2889	0.4556	39.4241	3.9728	41.4696	12.2601	3.6550	14.1419	0.0000	46,133.8148	46,133.8148	4.0103	0.0000	46,234.0734
Maximum	**144.7087**	**126.3659**	**133.2889**	**0.4556**	**39.4241**	**3.9728**	**41.4696**	**12.2601**	**3.6550**	**14.1419**	**0.0000**	**46,133.8148**	**46,133.8148**	**4.0103**	**0.0000**	**46,234.0734**

Mitigated Construction

	ROG	NOx	CO	SO2	Fugitive PM10	Exhaust PM10	PM10 Total	Fugitive PM2.5	Exhaust PM2.5	PM2.5 Total	Bio- CO2	NBio- CO2	Total CO2	CH4	N2O	CO2e
Year	lb/day										lb/day					
2021	144.7087	126.3659	133.2889	0.4556	39.4241	3.9728	41.4696	12.2601	3.6550	14.1419	0.0000	46,133.8148	46,133.8148	4.0103	0.0000	46,234.0733
Maximum	**144.7087**	**126.3659**	**133.2889**	**0.4556**	**39.4241**	**3.9728**	**41.4696**	**12.2601**	**3.6550**	**14.1419**	**0.0000**	**46,133.8148**	**46,133.8148**	**4.0103**	**0.0000**	**46,234.0733**

	ROG	**NOx**	**CO**	**SO2**	**Fugitive PM10**	**Exhaust PM10**	**PM10 Total**	**Fugitive PM2.5**	**Exhaust PM2.5**	**PM2.5 Total**	**Bio- CO2**	**NBio-CO2**	**Total CO2**	**CH4**	**N20**	**CO2e**
Percent Reduction	**0.00**	**0.00**	**0.00**	**0.00**	**0.00**	**0.00**	**0.00**	**0.00**	**0.00**	**0.00**	**0.00**	**0.00**	**0.00**	**0.00**	**0.00**	**0.00**

2.2 Overall Operational

Unmitigated Operational

	ROG	NOx	CO	SO2	Fugitive PM10	Exhaust PM10	PM10 Total	Fugitive PM2.5	Exhaust PM2.5	PM2.5 Total	Bio- CO2	NBio- CO2	Total CO2	CH4	N2O	CO2e
Category	lb/day										lb/day					
Area	106.6056	8.9000e-003	0.9701	7.0000e-005		3.4700e-003	3.4700e-003		3.4700e-003	3.4700e-003		2.0713	2.0713	5.5000e-003		2.2088
Energy	0.0000	0.0000	0.0000	0.0000		0.0000	0.0000		0.0000	0.0000		0.0000	0.0000	0.0000	0.0000	0.0000
Mobile	0.0000	0.0000	0.0000	0.0000	0.0000	0.0000	0.0000	0.0000	0.0000	0.0000		0.0000	0.0000	0.0000		0.0000
Total	**106.6056**	**8.9000e-003**	**0.9701**	**7.0000e-005**	**0.0000**	**3.4700e-003**	**3.4700e-003**	**0.0000**	**3.4700e-003**	**3.4700e-003**		**2.0713**	**2.0713**	**5.5000e-003**	**0.0000**	**2.2088**

Mitigated Operational

	ROG	NOx	CO	SO2	Fugitive PM10	Exhaust PM10	PM10 Total	Fugitive PM2.5	Exhaust PM2.5	PM2.5 Total	Bio- CO2	NBio- CO2	Total CO2	CH4	N2O	CO2e
Category	lb/day										lb/day					
Area	106.6056	8.9000e-003	0.9701	7.0000e-005		3.4700e-003	3.4700e-003		3.4700e-003	3.4700e-003		2.0713	2.0713	5.5000e-003		2.2088
Energy	0.0000	0.0000	0.0000	0.0000		0.0000	0.0000		0.0000	0.0000		0.0000	0.0000	0.0000	0.0000	0.0000
Mobile	0.0000	0.0000	0.0000	0.0000	0.0000	0.0000	0.0000	0.0000	0.0000	0.0000		0.0000	0.0000	0.0000		0.0000
Total	**106.6056**	**8.9000e-003**	**0.9701**	**7.0000e-005**	**0.0000**	**3.4700e-003**	**3.4700e-003**	**0.0000**	**3.4700e-003**	**3.4700e-003**		**2.0713**	**2.0713**	**5.5000e-003**	**0.0000**	**2.2088**

	ROG	NOx	CO	SO2	Fugitive PM10	Exhaust PM10	PM10 Total	Fugitive PM2.5	Exhaust PM2.5	PM2.5 Total	Bio- CO2	NBio-CO2	Total CO2	CH4	N20	CO2e
Percent Reduction	**0.00**	**0.00**	**0.00**	**0.00**	**0.00**	**0.00**	**0.00**	**0.00**	**0.00**	**0.00**	**0.00**	**0.00**	**0.00**	**0.00**	**0.00**	**0.00**

3.0 Construction Detail

Construction Phase

Phase Number	Phase Name	Phase Type	Start Date	End Date	Num Days Week	Num Days	Phase Description
1	Site Preparation	Site Preparation	1/4/2021	1/29/2021	5	20	
2	Grading	Grading	1/30/2021	3/12/2021	5	30	
3	Building Construction	Building Construction	3/13/2021	11/19/2021	5	180	
4	Architectural Coating	Architectural Coating	4/24/2021	11/19/2021	5	150	
5	Paving	Paving	7/3/2021	11/19/2021	5	100	

Acres of Grading (Site Preparation Phase): 400

Acres of Grading (Grading Phase): 600

Acres of Paving: 108.81

Residential Indoor: 0; Residential Outdoor: 0; Non-Residential Indoor: 5,618,144; Non-Residential Outdoor: 1,872,715; Striped Parking Area: 284,416 (Architectural Coating – sqft)

OffRoad Equipment

Phase Name	Offroad Equipment Type	Amount	Usage Hours	Horse Power	Load Factor
Site Preparation	Rubber Tired Dozers	3	8.00	247	0.40
Site Preparation	Tractors/Loaders/Backhoes	4	8.00	97	0.37
Grading	Excavators	4	8.00	158	0.38
Grading	Graders	2	8.00	187	0.41
Grading	Rubber Tired Dozers	2	8.00	247	0.40
Grading	Scrapers	4	8.00	367	0.48
Grading	Tractors/Loaders/Backhoes	4	8.00	97	0.37
Building Construction	Cranes	2	8.00	231	0.29
Building Construction	Forklifts	6	8.00	89	0.20
Building Construction	Generator Sets	2	8.00	84	0.74
Building Construction	Tractors/Loaders/Backhoes	6	8.00	97	0.37
Building Construction	Welders	2	8.00	46	0.45
Paving	Pavers	2	8.00	130	0.42
Paving	Paving Equipment	2	8.00	132	0.36
Paving	Rollers	2	8.00	80	0.38
Architectural Coating	Air Compressors	1	8.00	78	0.48

Trips and VMT

Phase Name	Offroad Equipment Count	Worker Trip Number	Vendor Trip Number	Hauling Trip Number	Worker Trip Length	Vendor Trip Length	Hauling Trip Length	Worker Vehicle Class	Vendor Vehicle Class	Hauling Vehicle Class
Site Preparation	7	18.00	0.00	0.00	10.80	7.30	20.00	LD_Mix	HDT_Mix	HHDT
Grading	16	40.00	0.00	0.00	10.80	7.30	20.00	LD_Mix	HDT_Mix	HHDT
Building Construction	18	1,782.00	696.00	0.00	10.80	7.30	20.00	LD_Mix	HDT_Mix	HHDT
Paving	6	15.00	0.00	0.00	10.80	7.30	20.00	LD_Mix	HDT_Mix	HHDT
Architectural Coating	1	713.00	0.00	0.00	10.80	7.30	20.00	LD_Mix	HDT_Mix	HHDT

3.1 Mitigation Measures Construction

3.2 Site Preparation - 2021

Unmitigated Construction On-Site

	ROG	NOx	CO	SO2	Fugitive PM10	Exhaust PM10	PM10 Total	Fugitive PM2.5	Exhaust PM2.5	PM2.5 Total	Bio- CO2	NBio- CO2	Total CO2	CH4	N2O	CO2e
Category	lb/day										lb/day					
Fugitive Dust					39.2763	0.0000	39.2763	12.2209	0.0000	12.2209			0.0000			0.0000
Off-Road	3.8882	40.4971	21.1543	0.0380		2.0445	2.0445		1.8809	1.8809		3,685.6569	3,685.6569	1.1920		3,715.4573
Total	**3.8882**	**40.4971**	**21.1543**	**0.0380**	**39.2763**	**2.0445**	**41.3207**	**12.2209**	**1.8809**	**14.1018**		**3,685.6569**	**3,685.6569**	**1.1920**		**3,715.4573**

Unmitigated Construction Off-Site

	ROG	NOx	CO	SO2	Fugitive PM10	Exhaust PM10	PM10 Total	Fugitive PM2.5	Exhaust PM2.5	PM2.5 Total	Bio- CO2	NBio- CO2	Total CO2	CH4	N2O	CO2e
Category	lb/day										lb/day					
Hauling	0.0000	0.0000	0.0000	0.0000	0.0000	0.0000	0.0000	0.0000	0.0000	0.0000		0.0000	0.0000	0.0000		0.0000
Vendor	0.0000	0.0000	0.0000	0.0000	0.0000	0.0000	0.0000	0.0000	0.0000	0.0000		0.0000	0.0000	0.0000		0.0000
Worker	0.0728	0.0453	0.4720	1.3100e-003	0.1479	9.8000e-004	0.1488	0.0392	9.0000e-004	0.0401		130.8293	130.8293	3.7300e-003		130.9226
Total	**0.0728**	**0.0453**	**0.4720**	**1.3100e-003**	**0.1479**	**9.8000e-004**	**0.1488**	**0.0392**	**9.0000e-004**	**0.0401**		**130.8293**	**130.8293**	**3.7300e-003**		**130.9226**

3.2 Site Preparation - 2021

Mitigated Construction On-Site

	ROG	NOx	CO	SO2	Fugitive PM10	Exhaust PM10	PM10 Total	Fugitive PM2.5	Exhaust PM2.5	PM2.5 Total	Bio- CO2	NBio- CO2	Total CO2	CH4	N2O	CO2e
Category	lb/day										lb/day					
Fugitive Dust					39.2763	0.0000	39.2763	12.2209	0.0000	12.2209			0.0000			0.0000
Off-Road	3.8882	40.4971	21.1543	0.0380		2.0445	2.0445		1.8809	1.8809	0.0000	3,685.6569	3,685.6569	1.1920		3,715.4573
Total	**3.8882**	**40.4971**	**21.1543**	**0.0380**	**39.2763**	**2.0445**	**41.3207**	**12.2209**	**1.8809**	**14.1018**	**0.0000**	**3,685.6569**	**3,685.6569**	**1.1920**		**3,715.4573**

Mitigated Construction Off-Site

	ROG	NOx	CO	SO2	Fugitive PM10	Exhaust PM10	PM10 Total	Fugitive PM2.5	Exhaust PM2.5	PM2.5 Total	Bio- CO2	NBio- CO2	Total CO2	CH4	N2O	CO2e
Category	lb/day										lb/day					
Hauling	0.0000	0.0000	0.0000	0.0000	0.0000	0.0000	0.0000	0.0000	0.0000	0.0000		0.0000	0.0000	0.0000		0.0000
Vendor	0.0000	0.0000	0.0000	0.0000	0.0000	0.0000	0.0000	0.0000	0.0000	0.0000		0.0000	0.0000	0.0000		0.0000
Worker	0.0728	0.0453	0.4720	1.3100e-003	0.1479	9.8000e-004	0.1488	0.0392	9.0000e-004	0.0401		130.8293	130.8293	3.7300e-003		130.9226
Total	**0.0728**	**0.0453**	**0.4720**	**1.3100e-003**	**0.1479**	**9.8000e-004**	**0.1488**	**0.0392**	**9.0000e-004**	**0.0401**		**130.8293**	**130.8293**	**3.7300e-003**		**130.9226**

3.3 Grading - 2021

Unmitigated Construction On-Site

	ROG	NOx	CO	SO2	Fugitive PM10	Exhaust PM10	PM10 Total	Fugitive PM2.5	Exhaust PM2.5	PM2.5 Total	Bio- CO2	NBio- CO2	Total CO2	CH4	N2O	CO2e
Category	lb/day										lb/day					
Fugitive Dust					33.2542	0.0000	33.2542	8.9106	0.0000	8.9106			0.0000			0.0000
Off-Road	8.3824	92.7997	61.7569	0.1240		3.9707	3.9707		3.6530	3.6530		12,014.0869	12,014.0869	3.8856		12,111.2269
Total	**8.3824**	**92.7997**	**61.7569**	**0.1240**	**33.2542**	**3.9707**	**37.2249**	**8.9106**	**3.6530**	**12.5637**		**12,014.0869**	**12,014.0869**	**3.8856**		**12,111.2269**

Unmitigated Construction Off-Site

	ROG	NOx	CO	SO2	Fugitive PM10	Exhaust PM10	PM10 Total	Fugitive PM2.5	Exhaust PM2.5	PM2.5 Total	Bio- CO2	NBio- CO2	Total CO2	CH4	N2O	CO2e
Category	lb/day										lb/day					
Hauling	0.0000	0.0000	0.0000	0.0000	0.0000	0.0000	0.0000	0.0000	0.0000	0.0000		0.0000	0.0000	0.0000		0.0000
Vendor	0.0000	0.0000	0.0000	0.0000	0.0000	0.0000	0.0000	0.0000	0.0000	0.0000		0.0000	0.0000	0.0000		0.0000
Worker	0.1617	0.1006	1.0490	2.9200e-003	0.3286	2.1700e-003	0.3308	0.0872	2.0000e-003	0.0892		290.7317	290.7317	8.3000e-003		290.9392
Total	**0.1617**	**0.1006**	**1.0490**	**2.9200e-003**	**0.3286**	**2.1700e-003**	**0.3308**	**0.0872**	**2.0000e-003**	**0.0892**		**290.7317**	**290.7317**	**8.3000e-003**		**290.9392**

3.3 Grading - 2021

Mitigated Construction On-Site

	ROG	NOx	CO	SO2	Fugitive PM10	Exhaust PM10	PM10 Total	Fugitive PM2.5	Exhaust PM2.5	PM2.5 Total	Bio- CO2	NBio- CO2	Total CO2	CH4	N2O	CO2e
Category	lb/day										lb/day					
Fugitive Dust					33.2542	0.0000	33.2542	8.9106	0.0000	8.9106			0.0000			0.0000
Off-Road	8.3824	92.7997	61.7569	0.1240		3.9707	3.9707		3.6530	3.6530	0.0000	12,014.0869	12,014.0869	3.8856		12,111.2268
Total	**8.3824**	**92.7997**	**61.7569**	**0.1240**	**33.2542**	**3.9707**	**37.2249**	**8.9106**	**3.6530**	**12.5637**	**0.0000**	**12,014.0869**	**12,014.0869**	**3.8856**		**12,111.2268**

Mitigated Construction Off-Site

	ROG	NOx	CO	SO2	Fugitive PM10	Exhaust PM10	PM10 Total	Fugitive PM2.5	Exhaust PM2.5	PM2.5 Total	Bio- CO2	NBio- CO2	Total CO2	CH4	N2O	CO2e
Category	lb/day										lb/day					
Hauling	0.0000	0.0000	0.0000	0.0000	0.0000	0.0000	0.0000	0.0000	0.0000	0.0000		0.0000	0.0000	0.0000		0.0000
Vendor	0.0000	0.0000	0.0000	0.0000	0.0000	0.0000	0.0000	0.0000	0.0000	0.0000		0.0000	0.0000	0.0000		0.0000
Worker	0.1617	0.1006	1.0490	2.9200e-003	0.3286	2.1700e-003	0.3308	0.0872	2.0000e-003	0.0892		290.7317	290.7317	8.3000e-003		290.9392
Total	**0.1617**	**0.1006**	**1.0490**	**2.9200e-003**	**0.3286**	**2.1700e-003**	**0.3308**	**0.0872**	**2.0000e-003**	**0.0892**		**290.7317**	**290.7317**	**8.3000e-003**		**290.9392**

3.4 Building Construction - 2021

Unmitigated Construction On-Site

	ROG	NOx	CO	SO2	Fugitive PM10	Exhaust PM10	PM10 Total	Fugitive PM2.5	Exhaust PM2.5	PM2.5 Total	Bio- CO2	NBio- CO2	Total CO2	CH4	N2O	CO2e
Category	lb/day										lb/day					
Off-Road	4.0455	37.4984	35.3413	0.0576		2.0503	2.0503		1.9250	1.9250		5,472.0876	5,472.0876	1.3502		5,505.8424
Total	**4.0455**	**37.4984**	**35.3413**	**0.0576**		**2.0503**	**2.0503**		**1.9250**	**1.9250**		**5,472.0876**	**5,472.0876**	**1.3502**		**5,505.8424**

Unmitigated Construction Off-Site

	ROG	NOx	CO	SO2	Fugitive PM10	Exhaust PM10	PM10 Total	Fugitive PM2.5	Exhaust PM2.5	PM2.5 Total	Bio- CO2	NBio- CO2	Total CO2	CH4	N2O	CO2e
Category	lb/day										lb/day					
Hauling	0.0000	0.0000	0.0000	0.0000	0.0000	0.0000	0.0000	0.0000	0.0000	0.0000		0.0000	0.0000	0.0000		0.0000
Vendor	1.9554	67.5981	15.0472	0.1881	4.7150	0.1243	4.8393	1.3575	0.1189	1.4764		19,835.8392	19,835.8392	1.3998		19,870.8337
Worker	7.2023	4.4831	46.7322	0.1300	14.6387	0.0967	14.7354	3.8829	0.0890	3.9719		12,952.0965	12,952.0965	0.3697		12,961.3394
Total	**9.1577**	**72.0811**	**61.7794**	**0.3181**	**19.3537**	**0.2210**	**19.5747**	**5.2404**	**0.2079**	**5.4483**		**32,787.9357**	**32,787.9357**	**1.7695**		**32,832.1731**

3.4 Building Construction - 2021

Mitigated Construction On-Site

	ROG	NOx	CO	SO2	Fugitive PM10	Exhaust PM10	PM10 Total	Fugitive PM2.5	Exhaust PM2.5	PM2.5 Total	Bio- CO2	NBio- CO2	Total CO2	CH4	N2O	CO2e
Category	lb/day										lb/day					
Off-Road	4.0455	37.4984	35.3413	0.0576		2.0503	2.0503		1.9250	1.9250	0.0000	5,472.0875	5,472.0875	1.3502		5,505.8424
Total	**4.0455**	**37.4984**	**35.3413**	**0.0576**		**2.0503**	**2.0503**		**1.9250**	**1.9250**	**0.0000**	**5,472.0875**	**5,472.0875**	**1.3502**		**5,505.8424**

Mitigated Construction Off-Site

	ROG	NOx	CO	SO2	Fugitive PM10	Exhaust PM10	PM10 Total	Fugitive PM2.5	Exhaust PM2.5	PM2.5 Total	Bio- CO2	NBio- CO2	Total CO2	CH4	N2O	CO2e
Category	lb/day										lb/day					
Hauling	0.0000	0.0000	0.0000	0.0000	0.0000	0.0000	0.0000	0.0000	0.0000	0.0000		0.0000	0.0000	0.0000		0.0000
Vendor	1.9554	67.5981	15.0472	0.1881	4.7150	0.1243	4.8393	1.3575	0.1189	1.4764		19,835.8392	19,835.8392	1.3998		19,870.8337
Worker	7.2023	4.4831	46.7322	0.1300	14.6387	0.0967	14.7354	3.8829	0.0890	3.9719		12,952.0965	12,952.0965	0.3697		12,961.3394
Total	**9.1577**	**72.0811**	**61.7794**	**0.3181**	**19.3537**	**0.2210**	**19.5747**	**5.2404**	**0.2079**	**5.4483**		**32,787.9357**	**32,787.9357**	**1.7695**		**32,832.1731**

3.5 Architectural Coating - 2021

Unmitigated Construction On-Site

	ROG	NOx	CO	SO2	Fugitive PM10	Exhaust PM10	PM10 Total	Fugitive PM2.5	Exhaust PM2.5	PM2.5 Total	Bio- CO2	NBio- CO2	Total CO2	CH4	N2O	CO2e
Category	lb/day										lb/day					
Archit. Coating	124.5222					0.0000	0.0000		0.0000	0.0000			0.0000			0.0000
Off-Road	0.2919	2.0358	2.4234	3.9600e-003		0.1255	0.1255		0.1255	0.1255		375.2641	375.2641	0.0258		375.9079
Total	**124.8141**	**2.0358**	**2.4234**	**3.9600e-003**		**0.1255**	**0.1255**		**0.1255**	**0.1255**		**375.2641**	**375.2641**	**0.0258**		**375.9079**

Unmitigated Construction Off-Site

	ROG	NOx	CO	SO2	Fugitive PM10	Exhaust PM10	PM10 Total	Fugitive PM2.5	Exhaust PM2.5	PM2.5 Total	Bio- CO2	NBio- CO2	Total CO2	CH4	N2O	CO2e
Category	lb/day										lb/day					
Hauling	0.0000	0.0000	0.0000	0.0000	0.0000	0.0000	0.0000	0.0000	0.0000	0.0000		0.0000	0.0000	0.0000		0.0000
Vendor	0.0000	0.0000	0.0000	0.0000	0.0000	0.0000	0.0000	0.0000	0.0000	0.0000		0.0000	0.0000	0.0000		0.0000
Worker	2.8817	1.7937	18.6981	0.0520	5.8571	0.0387	5.8958	1.5536	0.0356	1.5892		5,182.2923	5,182.2923	0.1479		5,185.9905
Total	**2.8817**	**1.7937**	**18.6981**	**0.0520**	**5.8571**	**0.0387**	**5.8958**	**1.5536**	**0.0356**	**1.5892**		**5,182.2923**	**5,182.2923**	**0.1479**		**5,185.9905**

3.5 Architectural Coating - 2021

Mitigated Construction On-Site

	ROG	NOx	CO	SO2	Fugitive PM10	Exhaust PM10	PM10 Total	Fugitive PM2.5	Exhaust PM2.5	PM2.5 Total	Bio- CO2	NBio- CO2	Total CO2	CH4	N2O	CO2e
Category	lb/day										lb/day					
Archit. Coating	124.5222					0.0000	0.0000		0.0000	0.0000			0.0000			0.0000
Off-Road	0.2919	2.0358	2.4234	3.9600e-003		0.1255	0.1255		0.1255	0.1255	0.0000	375.2641	375.2641	0.0258		375.9079
Total	**124.8141**	**2.0358**	**2.4234**	**3.9600e-003**		**0.1255**	**0.1255**		**0.1255**	**0.1255**	**0.0000**	**375.2641**	**375.2641**	**0.0258**		**375.9079**

Mitigated Construction Off-Site

	ROG	NOx	CO	SO2	Fugitive PM10	Exhaust PM10	PM10 Total	Fugitive PM2.5	Exhaust PM2.5	PM2.5 Total	Bio- CO2	NBio- CO2	Total CO2	CH4	N2O	CO2e
Category	lb/day										lb/day					
Hauling	0.0000	0.0000	0.0000	0.0000	0.0000	0.0000	0.0000	0.0000	0.0000	0.0000		0.0000	0.0000	0.0000		0.0000
Vendor	0.0000	0.0000	0.0000	0.0000	0.0000	0.0000	0.0000	0.0000	0.0000	0.0000		0.0000	0.0000	0.0000		0.0000
Worker	2.8817	1.7937	18.6981	0.0520	5.8571	0.0387	5.8958	1.5536	0.0356	1.5892		5,182.2923	5,182.2923	0.1479		5,185.9905
Total	**2.8817**	**1.7937**	**18.6981**	**0.0520**	**5.8571**	**0.0387**	**5.8958**	**1.5536**	**0.0356**	**1.5892**		**5,182.2923**	**5,182.2923**	**0.1479**		**5,185.9905**

3.6 Paving - 2021

Unmitigated Construction On-Site

	ROG	NOx	CO	SO2	Fugitive PM10	Exhaust PM10	PM10 Total	Fugitive PM2.5	Exhaust PM2.5	PM2.5 Total	Bio- CO2	NBio- CO2	Total CO2	CH4	N2O	CO2e
Category	lb/day										lb/day					
Off-Road	1.2556	12.9191	14.6532	0.0228		0.6777	0.6777		0.6235	0.6235		2,207.2109	2,207.2109	0.7139		2,225.0573
Paving	2.4935					0.0000	0.0000		0.0000	0.0000			0.0000			0.0000
Total	**3.7490**	**12.9191**	**14.6532**	**0.0228**		**0.6777**	**0.6777**		**0.6235**	**0.6235**		**2,207.2109**	**2,207.2109**	**0.7139**		**2,225.0573**

Unmitigated Construction Off-Site

	ROG	NOx	CO	SO2	Fugitive PM10	Exhaust PM10	PM10 Total	Fugitive PM2.5	Exhaust PM2.5	PM2.5 Total	Bio- CO2	NBio- CO2	Total CO2	CH4	N2O	CO2e
Category	lb/day										lb/day					
Hauling	0.0000	0.0000	0.0000	0.0000	0.0000	0.0000	0.0000	0.0000	0.0000	0.0000		0.0000	0.0000	0.0000		0.0000
Vendor	0.0000	0.0000	0.0000	0.0000	0.0000	0.0000	0.0000	0.0000	0.0000	0.0000		0.0000	0.0000	0.0000		0.0000
Worker	0.0606	0.0377	0.3934	1.0900e-003	0.1232	8.1000e-004	0.1240	0.0327	7.5000e-004	0.0334		109.0244	109.0244	3.1100e-003		109.1022
Total	**0.0606**	**0.0377**	**0.3934**	**1.0900e-003**	**0.1232**	**8.1000e-004**	**0.1240**	**0.0327**	**7.5000e-004**	**0.0334**		**109.0244**	**109.0244**	**3.1100e-003**		**109.1022**

3.6 Paving - 2021

Mitigated Construction On-Site

	ROG	NOx	CO	SO2	Fugitive PM10	Exhaust PM10	PM10 Total	Fugitive PM2.5	Exhaust PM2.5	PM2.5 Total	Bio- CO2	NBio- CO2	Total CO2	CH4	N2O	CO2e
Category	lb/day										lb/day					
Off-Road	1.2556	12.9191	14.6532	0.0228		0.6777	0.6777		0.6235	0.6235	0.0000	2,207.2109	2,207.2109	0.7139		2,225.0573
Paving	2.4935					0.0000	0.0000		0.0000	0.0000			0.0000			0.0000
Total	**3.7490**	**12.9191**	**14.6532**	**0.0228**		**0.6777**	**0.6777**		**0.6235**	**0.6235**	**0.0000**	**2,207.2109**	**2,207.2109**	**0.7139**		**2,225.0573**

Mitigated Construction Off-Site

	ROG	NOx	CO	SO2	Fugitive PM10	Exhaust PM10	PM10 Total	Fugitive PM2.5	Exhaust PM2.5	PM2.5 Total	Bio- CO2	NBio- CO2	Total CO2	CH4	N2O	CO2e
Category	lb/day										lb/day					
Hauling	0.0000	0.0000	0.0000	0.0000	0.0000	0.0000	0.0000	0.0000	0.0000	0.0000		0.0000	0.0000	0.0000		0.0000
Vendor	0.0000	0.0000	0.0000	0.0000	0.0000	0.0000	0.0000	0.0000	0.0000	0.0000		0.0000	0.0000	0.0000		0.0000
Worker	0.0606	0.0377	0.3934	1.0900e-003	0.1232	8.1000e-004	0.1240	0.0327	7.5000e-004	0.0334		109.0244	109.0244	3.1100e-003		109.1022
Total	**0.0606**	**0.0377**	**0.3934**	**1.0900e-003**	**0.1232**	**8.1000e-004**	**0.1240**	**0.0327**	**7.5000e-004**	**0.0334**		**109.0244**	**109.0244**	**3.1100e-003**		**109.1022**

4.0 Operational Detail - Mobile

4.1 Mitigation Measures Mobile

	ROG	NOx	CO	SO2	Fugitive PM10	Exhaust PM10	PM10 Total	Fugitive PM2.5	Exhaust PM2.5	PM2.5 Total	Bio- CO2	NBio- CO2	Total CO2	CH4	N2O	CO2e
Category	lb/day										lb/day					
Mitigated	0.0000	0.0000	0.0000	0.0000	0.0000	0.0000	0.0000	0.0000	0.0000	0.0000		0.0000	0.0000	0.0000		0.0000
Unmitigated	0.0000	0.0000	0.0000	0.0000	0.0000	0.0000	0.0000	0.0000	0.0000	0.0000		0.0000	0.0000	0.0000		0.0000

4.2 Trip Summary Information

	Average Daily Trip Rate			Unmitigated	Mitigated
Land Use	Weekday	Saturday	Sunday	Annual VMT	Annual VMT
General Light Industry	0.00	0.00	0.00		
Other Asphalt Surfaces	0.00	0.00	0.00		
Other Non-Asphalt Surfaces	0.00	0.00	0.00		
Parking Lot	0.00	0.00	0.00		
Unrefrigerated Warehouse-No Rail	0.00	0.00	0.00		
Total	0.00	0.00	0.00		

4.3 Trip Type Information

	Miles			Trip %			Trip Purpose %		
Land Use	H-W or C-W	H-S or C-C	H-O or C-NW	H-W or C-W	H-S or C-C	H-O or C-NW	Primary	Diverted	Pass-by
General Light Industry	0.00	0.00	0.00	0.00	0.00	0.00	0	0	0
Other Asphalt Surfaces	0.00	0.00	0.00	0.00	0.00	0.00	0	0	0
Other Non-Asphalt Surfaces	0.00	0.00	0.00	0.00	0.00	0.00	0	0	0
Parking Lot	0.00	0.00	0.00	0.00	0.00	0.00	0	0	0
Unrefrigerated Warehouse-No	0.00	0.00	0.00	0.00	0.00	0.00	0	0	0

4.4 Fleet Mix

Land Use	LDA	LDT1	LDT2	MDV	LHD1	LHD2	MHD	HHD	OBUS	UBUS	MCY	SBUS	MH
General Light Industry	0.549952	0.037123	0.179649	0.119457	0.017229	0.005267	0.017877	0.062669	0.001348	0.001607	0.006000	0.000812	0.001010
Other Asphalt Surfaces	0.549952	0.037123	0.179649	0.119457	0.017229	0.005267	0.017877	0.062669	0.001348	0.001607	0.006000	0.000812	0.001010
Other Non-Asphalt Surfaces	0.549952	0.037123	0.179649	0.119457	0.017229	0.005267	0.017877	0.062669	0.001348	0.001607	0.006000	0.000812	0.001010
Parking Lot	0.549952	0.037123	0.179649	0.119457	0.017229	0.005267	0.017877	0.062669	0.001348	0.001607	0.006000	0.000812	0.001010
Unrefrigerated Warehouse-No Rail	0.549952	0.037123	0.179649	0.119457	0.017229	0.005267	0.017877	0.062669	0.001348	0.001607	0.006000	0.000812	0.001010

5.0 Energy Detail

Historical Energy Use: N

5.1 Mitigation Measures Energy

	ROG	NOx	CO	SO2	Fugitive PM10	Exhaust PM10	PM10 Total	Fugitive PM2.5	Exhaust PM2.5	PM2.5 Total	Bio- CO2	NBio- CO2	Total CO2	CH4	N2O	CO2e
Category	lb/day										lb/day					
NaturalGas Mitigated	0.0000	0.0000	0.0000	0.0000		0.0000	0.0000		0.0000	0.0000		0.0000	0.0000	0.0000	0.0000	0.0000
NaturalGas Unmitigated	0.0000	0.0000	0.0000	0.0000		0.0000	0.0000		0.0000	0.0000		0.0000	0.0000	0.0000	0.0000	0.0000

5.2 Energy by Land Use - NaturalGas

Unmitigated

	NaturalGas Use	ROG	NOx	CO	SO2	Fugitive PM10	Exhaust PM10	PM10 Total	Fugitive PM2.5	Exhaust PM2.5	PM2.5 Total	Bio- CO2	NBio- CO2	Total CO2	CH4	N2O	CO2e
Land Use	kBTU/yr	lb/day										lb/day					
General Light Industry	0	0.0000	0.0000	0.0000	0.0000		0.0000	0.0000		0.0000	0.0000		0.0000	0.0000	0.0000	0.0000	0.0000
Other Asphalt Surfaces	0	0.0000	0.0000	0.0000	0.0000		0.0000	0.0000		0.0000	0.0000		0.0000	0.0000	0.0000	0.0000	0.0000
Other Non-Asphalt Surfaces	0	0.0000	0.0000	0.0000	0.0000		0.0000	0.0000		0.0000	0.0000		0.0000	0.0000	0.0000	0.0000	0.0000
Parking Lot	0	0.0000	0.0000	0.0000	0.0000		0.0000	0.0000		0.0000	0.0000		0.0000	0.0000	0.0000	0.0000	0.0000
Unrefrigerated Warehouse-No Rail	0	0.0000	0.0000	0.0000	0.0000		0.0000	0.0000		0.0000	0.0000		0.0000	0.0000	0.0000	0.0000	0.0000
Total		**0.0000**	**0.0000**	**0.0000**	**0.0000**		**0.0000**	**0.0000**		**0.0000**	**0.0000**		**0.0000**	**0.0000**	**0.0000**	**0.0000**	**0.0000**

5.2 Energy by Land Use - NaturalGas

Mitigated

	NaturalGas Use	ROG	NOx	CO	SO2	Fugitive PM10	Exhaust PM10	PM10 Total	Fugitive PM2.5	Exhaust PM2.5	PM2.5 Total	Bio- CO2	NBio- CO2	Total CO2	CH4	N2O	CO2e
Land Use	kBTU/yr	lb/day										lb/day					
General Light Industry	0	0.0000	0.0000	0.0000	0.0000		0.0000	0.0000		0.0000	0.0000		0.0000	0.0000	0.0000	0.0000	0.0000
Other Asphalt Surfaces	0	0.0000	0.0000	0.0000	0.0000		0.0000	0.0000		0.0000	0.0000		0.0000	0.0000	0.0000	0.0000	0.0000
Other Non-Asphalt Surfaces	0	0.0000	0.0000	0.0000	0.0000		0.0000	0.0000		0.0000	0.0000		0.0000	0.0000	0.0000	0.0000	0.0000
Parking Lot	0	0.0000	0.0000	0.0000	0.0000		0.0000	0.0000		0.0000	0.0000		0.0000	0.0000	0.0000	0.0000	0.0000
Unrefrigerated Warehouse-No Rail	0	0.0000	0.0000	0.0000	0.0000		0.0000	0.0000		0.0000	0.0000		0.0000	0.0000	0.0000	0.0000	0.0000
Total		**0.0000**	**0.0000**	**0.0000**	**0.0000**		**0.0000**	**0.0000**		**0.0000**	**0.0000**		**0.0000**	**0.0000**	**0.0000**	**0.0000**	**0.0000**

6.0 Area Detail

6.1 Mitigation Measures Area

	ROG	NOx	CO	SO2	Fugitive PM10	Exhaust PM10	PM10 Total	Fugitive PM2.5	Exhaust PM2.5	PM2.5 Total	Bio- CO2	NBio- CO2	Total CO2	CH4	N2O	CO2e
Category	lb/day										lb/day					
Mitigated	106.6056	8.9000e-003	0.9701	7.0000e-005		3.4700e-003	3.4700e-003		3.4700e-003	3.4700e-003		2.0713	2.0713	5.5000e-003		2.2088
Unmitigated	106.6056	8.9000e-003	0.9701	7.0000e-005		3.4700e-003	3.4700e-003		3.4700e-003	3.4700e-003		2.0713	2.0713	5.5000e-003		2.2088

6.2 Area by SubCategory

Unmitigated

	ROG	NOx	CO	SO2	Fugitive PM10	Exhaust PM10	PM10 Total	Fugitive PM2.5	Exhaust PM2.5	PM2.5 Total	Bio- CO2	NBio- CO2	Total CO2	CH4	N2O	CO2e
SubCategory	lb/day										lb/day					
Architectural Coating	24.6838					0.0000	0.0000		0.0000	0.0000			0.0000			0.0000
Consumer Products	81.8312					0.0000	0.0000		0.0000	0.0000			0.0000			0.0000
Landscaping	0.0906	8.9000e-003	0.9701	7.0000e-005		3.4700e-003	3.4700e-003		3.4700e-003	3.4700e-003		2.0713	2.0713	5.5000e-003		2.2088
Total	**106.6056**	**8.9000e-003**	**0.9701**	**7.0000e-005**		**3.4700e-003**	**3.4700e-003**		**3.4700e-003**	**3.4700e-003**		**2.0713**	**2.0713**	**5.5000e-003**		**2.2088**

6.2 Area by SubCategory

Mitigated

	ROG	NOx	CO	SO2	Fugitive PM10	Exhaust PM10	PM10 Total	Fugitive PM2.5	Exhaust PM2.5	PM2.5 Total	Bio- CO2	NBio- CO2	Total CO2	CH4	N2O	CO2e
SubCategory	lb/day										lb/day					
Architectural Coating	24.6838					0.0000	0.0000		0.0000	0.0000			0.0000			0.0000
Consumer Products	81.8312					0.0000	0.0000		0.0000	0.0000			0.0000			0.0000
Landscaping	0.0906	8.9000e-003	0.9701	7.0000e-005		3.4700e-003	3.4700e-003		3.4700e-003	3.4700e-003		2.0713	2.0713	5.5000e-003		2.2088
Total	**106.6056**	**8.9000e-003**	**0.9701**	**7.0000e-005**		**3.4700e-003**	**3.4700e-003**		**3.4700e-003**	**3.4700e-003**		**2.0713**	**2.0713**	**5.5000e-003**		**2.2088**

7.0 Water Detail

7.1 Mitigation Measures Water

8.0 Waste Detail

8.1 Mitigation Measures Waste

9.0 Operational Offroad

Equipment Type	Number	Hours/Day	Days/Year	Horse Power	Load Factor	Fuel Type

10.0 Stationary Equipment

Fire Pumps and Emergency Generators

Equipment Type	Number	Hours/Day	Hours/Year	Horse Power	Load Factor	Fuel Type

Boilers

Equipment Type	Number	Heat Input/Day	Heat Input/Year	Boiler Rating	Fuel Type

User Defined Equipment

Equipment Type	Number

11.0 Vegetation

This page intentionally left blank

APPENDIX 3.2:

CALEEMOD CONSTRUCTION EMISSIONS MODEL OUTPUTS (MITIGATED)

Hesperia Commerce Center II (Construction - Mitigated)

San Bernardino-Mojave Desert County, Summer

1.0 Project Characteristics

1.1 Land Usage

Land Uses	Size	Metric	Lot Acreage	Floor Surface Area	Population
General Light Industry	1,383.78	1000sqft	31.77	1,383,781.00	0
Unrefrigerated Warehouse-No Rail	2,361.65	1000sqft	54.22	2,361,648.00	0
Other Asphalt Surfaces	3,493.87	1000sqft	80.21	3,493,865.00	0
Other Non-Asphalt Surfaces	594.00	1000sqft	13.64	593,998.00	0
Parking Lot	1,631.00	Space	14.96	652,400.00	0

1.2 Other Project Characteristics

Urbanization	Urban	**Wind Speed (m/s)**	2.6	**Precipitation Freq (Days)**	32
Climate Zone	10			**Operational Year**	2021
Utility Company	Southern California Edison				
CO2 Intensity (lb/MWhr)	702.44	**CH4 Intensity (lb/MWhr)**	0.029	**N2O Intensity (lb/MWhr)**	0.006

1.3 User Entered Comments & Non-Default Data

Project Characteristics -

Land Use - Total Project Area is 194.80 acres.

Construction Phase - Construction Schedule anticipated to started January 2021 and be completed November 2021

Off-road Equipment - Hours are based on an 8-hour workday

Off-road Equipment - Based on the size of Project (194.8 acres), the equipment has been doubled to represent a more realistic scenario of the number of equipment used.

Off-road Equipment - Based on the size of Project (194.8 acres), the equipment has been doubled to represent a more realistic scenario of the number of equipment used.

Off-road Equipment -

Off-road Equipment -

Trips and VMT - It is unlikely that the entire Project will be constructed simultaneously. As such, this analysis assumes 1/2 of the CalEEmod default worker/vendor trips.

Grading - For purposes of analysis, and as a conservative measure, it is assumed that 20 acres will be graded per day.

Architectural Coating - Only “Low-Volatile Organic Compounds (VOC)” paints (no more than 50 gram/liter (g/L) of VOC)

Vehicle Trips - Construction Run Only.

Energy Use - Construction Run Only.

Water And Wastewater - Construction Run Only.

Solid Waste - Construction Run Only.

Construction Off-road Equipment Mitigation -

Vehicle Emission Factors - EMFAC2017

Vehicle Emission Factors - EMFAC2017

Vehicle Emission Factors - EMFAC2017

Table Name	Column Name	Default Value	New Value
tblArchitecturalCoating	EF_Nonresidential_Exterior	250.00	10.00
tblArchitecturalCoating	EF_Nonresidential_Interior	250.00	10.00
tblArchitecturalCoating	EF_Parking	250.00	100.00
tblArchitecturalCoating	EF_Residential_Exterior	250.00	50.00
tblArchitecturalCoating	EF_Residential_Interior	250.00	50.00

tblConstructionPhase	NumDays	120.00	20.00
tblConstructionPhase	NumDays	310.00	30.00
tblConstructionPhase	NumDays	220.00	150.00
tblConstructionPhase	NumDays	3,100.00	180.00
tblConstructionPhase	NumDays	220.00	100.00
tblEnergyUse	LightingElect	2.93	0.00
tblEnergyUse	LightingElect	0.35	0.00
tblEnergyUse	LightingElect	1.17	0.00
tblEnergyUse	NT24E	5.02	0.00
tblEnergyUse	NT24E	0.82	0.00
tblEnergyUse	NT24NG	17.13	0.00
tblEnergyUse	NT24NG	0.03	0.00
tblEnergyUse	T24E	2.20	0.00
tblEnergyUse	T24E	0.37	0.00
tblEnergyUse	T24NG	15.36	0.00
tblEnergyUse	T24NG	2.00	0.00
tblGrading	AcresOfGrading	150.00	600.00
tblGrading	AcresOfGrading	0.00	400.00
tblLandUse	LandUseSquareFeet	1,383,780.00	1,383,781.00
tblLandUse	LandUseSquareFeet	2,361,650.00	2,361,648.00
tblLandUse	LandUseSquareFeet	3,493,860.00	3,493,865.00
tblLandUse	LotAcreage	14.68	14.96
tblOffRoadEquipment	OffRoadEquipmentUnitAmount	2.00	4.00
tblOffRoadEquipment	OffRoadEquipmentUnitAmount	1.00	2.00
tblOffRoadEquipment	OffRoadEquipmentUnitAmount	1.00	2.00
tblOffRoadEquipment	OffRoadEquipmentUnitAmount	2.00	4.00
tblOffRoadEquipment	OffRoadEquipmentUnitAmount	2.00	4.00

tblOffRoadEquipment	OffRoadEquipmentUnitAmount	1.00	2.00
tblOffRoadEquipment	OffRoadEquipmentUnitAmount	3.00	6.00
tblOffRoadEquipment	OffRoadEquipmentUnitAmount	1.00	2.00
tblOffRoadEquipment	OffRoadEquipmentUnitAmount	3.00	6.00
tblOffRoadEquipment	OffRoadEquipmentUnitAmount	1.00	2.00
tblOffRoadEquipment	UsageHours	7.00	8.00
tblOffRoadEquipment	UsageHours	7.00	8.00
tblOffRoadEquipment	UsageHours	6.00	8.00
tblSolidWaste	SolidWasteGenerationRate	1,715.89	0.00
tblSolidWaste	SolidWasteGenerationRate	2,219.95	0.00
tblTripsAndVMT	VendorTripNumber	1,391.00	696.00
tblTripsAndVMT	WorkerTripNumber	3,564.00	1,782.00
tblVehicleEF	HHD	1.24	0.03
tblVehicleEF	HHD	0.04	2.7730e-003
tblVehicleEF	HHD	0.11	0.00
tblVehicleEF	HHD	3.46	9.63
tblVehicleEF	HHD	0.58	0.28
tblVehicleEF	HHD	1.92	8.3300e-004
tblVehicleEF	HHD	6,983.95	1,752.04
tblVehicleEF	HHD	1,493.95	1,319.40
tblVehicleEF	HHD	5.71	0.01
tblVehicleEF	HHD	28.07	8.89
tblVehicleEF	HHD	2.87	2.62
tblVehicleEF	HHD	20.20	1.95
tblVehicleEF	HHD	0.01	0.01
tblVehicleEF	HHD	0.06	0.06
tblVehicleEF	HHD	0.04	0.04

tblVehicleEF	HHD	0.01	0.05
tblVehicleEF	HHD	5.5000e-005	0.00
tblVehicleEF	HHD	0.01	0.01
tblVehicleEF	HHD	0.03	0.03
tblVehicleEF	HHD	8.8820e-003	8.9830e-003
tblVehicleEF	HHD	0.01	0.05
tblVehicleEF	HHD	5.0000e-005	0.00
tblVehicleEF	HHD	9.3000e-005	2.0000e-006
tblVehicleEF	HHD	3.4490e-003	6.9000e-005
tblVehicleEF	HHD	0.89	0.73
tblVehicleEF	HHD	5.7000e-005	1.0000e-006
tblVehicleEF	HHD	0.09	0.05
tblVehicleEF	HHD	2.4200e-004	3.6800e-004
tblVehicleEF	HHD	0.06	1.0000e-006
tblVehicleEF	HHD	0.07	0.02
tblVehicleEF	HHD	0.01	0.01
tblVehicleEF	HHD	8.9000e-005	0.00
tblVehicleEF	HHD	9.3000e-005	2.0000e-006
tblVehicleEF	HHD	3.4490e-003	6.9000e-005
tblVehicleEF	HHD	1.02	0.83
tblVehicleEF	HHD	5.7000e-005	1.0000e-006
tblVehicleEF	HHD	0.13	0.06
tblVehicleEF	HHD	2.4200e-004	3.6800e-004
tblVehicleEF	HHD	0.07	1.0000e-006
tblVehicleEF	HHD	1.17	0.04
tblVehicleEF	HHD	0.04	2.7740e-003
tblVehicleEF	HHD	0.11	0.00

tblVehicleEF	HHD	2.52	9.45
tblVehicleEF	HHD	0.58	0.28
tblVehicleEF	HHD	1.80	7.6800e-004
tblVehicleEF	HHD	7,395.94	1,740.61
tblVehicleEF	HHD	1,493.95	1,319.40
tblVehicleEF	HHD	5.71	0.01
tblVehicleEF	HHD	28.97	8.56
tblVehicleEF	HHD	2.70	2.46
tblVehicleEF	HHD	20.19	1.95
tblVehicleEF	HHD	0.01	0.01
tblVehicleEF	HHD	0.06	0.06
tblVehicleEF	HHD	0.04	0.04
tblVehicleEF	HHD	0.01	0.05
tblVehicleEF	HHD	5.5000e-005	0.00
tblVehicleEF	HHD	0.01	0.01
tblVehicleEF	HHD	0.03	0.03
tblVehicleEF	HHD	8.8820e-003	8.9830e-003
tblVehicleEF	HHD	0.01	0.05
tblVehicleEF	HHD	5.0000e-005	0.00
tblVehicleEF	HHD	1.8400e-004	6.0000e-006
tblVehicleEF	HHD	3.9090e-003	8.8000e-005
tblVehicleEF	HHD	0.84	0.76
tblVehicleEF	HHD	1.2900e-004	4.0000e-006
tblVehicleEF	HHD	0.09	0.05
tblVehicleEF	HHD	2.4800e-004	3.8400e-004
tblVehicleEF	HHD	0.06	1.0000e-006
tblVehicleEF	HHD	0.07	0.02

tblVehicleEF	HHD	0.01	0.01
tblVehicleEF	HHD	8.7000e-005	0.00
tblVehicleEF	HHD	1.8400e-004	6.0000e-006
tblVehicleEF	HHD	3.9090e-003	8.8000e-005
tblVehicleEF	HHD	0.97	0.87
tblVehicleEF	HHD	1.2900e-004	4.0000e-006
tblVehicleEF	HHD	0.13	0.06
tblVehicleEF	HHD	2.4800e-004	3.8400e-004
tblVehicleEF	HHD	0.06	1.0000e-006
tblVehicleEF	HHD	1.34	0.03
tblVehicleEF	HHD	0.04	2.4810e-003
tblVehicleEF	HHD	0.11	0.00
tblVehicleEF	HHD	4.76	9.88
tblVehicleEF	HHD	0.58	0.28
tblVehicleEF	HHD	1.89	8.1000e-004
tblVehicleEF	HHD	6,415.00	1,767.74
tblVehicleEF	HHD	1,493.95	1,319.16
tblVehicleEF	HHD	5.71	0.01
tblVehicleEF	HHD	26.84	9.34
tblVehicleEF	HHD	2.83	2.58
tblVehicleEF	HHD	20.20	1.95
tblVehicleEF	HHD	0.02	0.01
tblVehicleEF	HHD	0.06	0.06
tblVehicleEF	HHD	0.04	0.04
tblVehicleEF	HHD	0.01	0.05
tblVehicleEF	HHD	5.5000e-005	0.00
tblVehicleEF	HHD	0.02	0.01

tblVehicleEF	HHD	0.03	0.03
tblVehicleEF	HHD	8.8820e-003	8.9820e-003
tblVehicleEF	HHD	0.01	0.05
tblVehicleEF	HHD	5.0000e-005	0.00
tblVehicleEF	HHD	9.4000e-005	3.0000e-006
tblVehicleEF	HHD	3.7830e-003	8.4000e-005
tblVehicleEF	HHD	0.96	0.68
tblVehicleEF	HHD	5.6000e-005	1.0000e-006
tblVehicleEF	HHD	0.09	0.05
tblVehicleEF	HHD	2.5900e-004	3.8300e-004
tblVehicleEF	HHD	0.06	1.0000e-006
tblVehicleEF	HHD	0.06	0.02
tblVehicleEF	HHD	0.01	0.01
tblVehicleEF	HHD	8.9000e-005	0.00
tblVehicleEF	HHD	9.4000e-005	3.0000e-006
tblVehicleEF	HHD	3.7830e-003	8.4000e-005
tblVehicleEF	HHD	1.10	0.78
tblVehicleEF	HHD	5.6000e-005	1.0000e-006
tblVehicleEF	HHD	0.13	0.06
tblVehicleEF	HHD	2.5900e-004	3.8300e-004
tblVehicleEF	HHD	0.07	1.0000e-006
tblVehicleEF	LDA	4.6640e-003	2.6750e-003
tblVehicleEF	LDA	6.4640e-003	0.06
tblVehicleEF	LDA	0.62	0.67
tblVehicleEF	LDA	1.32	2.30
tblVehicleEF	LDA	261.85	266.85
tblVehicleEF	LDA	59.28	55.75

tblVehicleEF	LDA	0.06	0.05
tblVehicleEF	LDA	0.09	0.21
tblVehicleEF	LDA	1.7130e-003	1.4180e-003
tblVehicleEF	LDA	2.3020e-003	1.9600e-003
tblVehicleEF	LDA	1.5790e-003	1.3070e-003
tblVehicleEF	LDA	2.1170e-003	1.8030e-003
tblVehicleEF	LDA	0.05	0.07
tblVehicleEF	LDA	0.11	0.11
tblVehicleEF	LDA	0.04	0.05
tblVehicleEF	LDA	0.01	0.01
tblVehicleEF	LDA	0.04	0.23
tblVehicleEF	LDA	0.09	0.26
tblVehicleEF	LDA	2.6230e-003	2.6340e-003
tblVehicleEF	LDA	6.1500e-004	5.5000e-004
tblVehicleEF	LDA	0.05	0.07
tblVehicleEF	LDA	0.11	0.11
tblVehicleEF	LDA	0.04	0.05
tblVehicleEF	LDA	0.02	0.02
tblVehicleEF	LDA	0.04	0.23
tblVehicleEF	LDA	0.10	0.29
tblVehicleEF	LDA	5.3170e-003	3.1450e-003
tblVehicleEF	LDA	5.3900e-003	0.05
tblVehicleEF	LDA	0.76	0.85
tblVehicleEF	LDA	1.10	1.87
tblVehicleEF	LDA	286.52	295.36
tblVehicleEF	LDA	59.28	54.91
tblVehicleEF	LDA	0.05	0.04

tblVehicleEF	LDA	0.08	0.19
tblVehicleEF	LDA	1.7130e-003	1.4180e-003
tblVehicleEF	LDA	2.3020e-003	1.9600e-003
tblVehicleEF	LDA	1.5790e-003	1.3070e-003
tblVehicleEF	LDA	2.1170e-003	1.8030e-003
tblVehicleEF	LDA	0.10	0.16
tblVehicleEF	LDA	0.13	0.14
tblVehicleEF	LDA	0.08	0.13
tblVehicleEF	LDA	0.01	0.01
tblVehicleEF	LDA	0.04	0.23
tblVehicleEF	LDA	0.07	0.21
tblVehicleEF	LDA	2.8710e-003	2.9150e-003
tblVehicleEF	LDA	6.1100e-004	5.4200e-004
tblVehicleEF	LDA	0.10	0.16
tblVehicleEF	LDA	0.13	0.14
tblVehicleEF	LDA	0.08	0.13
tblVehicleEF	LDA	0.02	0.02
tblVehicleEF	LDA	0.04	0.23
tblVehicleEF	LDA	0.08	0.23
tblVehicleEF	LDA	4.5320e-003	2.5900e-003
tblVehicleEF	LDA	6.4200e-003	0.06
tblVehicleEF	LDA	0.58	0.62
tblVehicleEF	LDA	1.30	2.20
tblVehicleEF	LDA	256.02	258.48
tblVehicleEF	LDA	59.28	55.58
tblVehicleEF	LDA	0.05	0.04
tblVehicleEF	LDA	0.09	0.20

tblVehicleEF	LDA	1.7130e-003	1.4180e-003
tblVehicleEF	LDA	2.3020e-003	1.9600e-003
tblVehicleEF	LDA	1.5790e-003	1.3070e-003
tblVehicleEF	LDA	2.1170e-003	1.8030e-003
tblVehicleEF	LDA	0.05	0.07
tblVehicleEF	LDA	0.12	0.13
tblVehicleEF	LDA	0.03	0.05
tblVehicleEF	LDA	0.01	0.01
tblVehicleEF	LDA	0.04	0.26
tblVehicleEF	LDA	0.09	0.26
tblVehicleEF	LDA	2.5640e-003	2.5510e-003
tblVehicleEF	LDA	6.1500e-004	5.4900e-004
tblVehicleEF	LDA	0.05	0.07
tblVehicleEF	LDA	0.12	0.13
tblVehicleEF	LDA	0.03	0.05
tblVehicleEF	LDA	0.02	0.01
tblVehicleEF	LDA	0.04	0.26
tblVehicleEF	LDA	0.09	0.28
tblVehicleEF	LDT1	0.02	7.3480e-003
tblVehicleEF	LDT1	0.02	0.10
tblVehicleEF	LDT1	1.71	1.50
tblVehicleEF	LDT1	4.02	2.62
tblVehicleEF	LDT1	323.73	316.00
tblVehicleEF	LDT1	72.77	67.91
tblVehicleEF	LDT1	0.18	0.15
tblVehicleEF	LDT1	0.24	0.33
tblVehicleEF	LDT1	2.8630e-003	2.1810e-003

tblVehicleEF	LDT1	3.8930e-003	3.1180e-003
tblVehicleEF	LDT1	2.6370e-003	2.0080e-003
tblVehicleEF	LDT1	3.5800e-003	2.8670e-003
tblVehicleEF	LDT1	0.19	0.21
tblVehicleEF	LDT1	0.36	0.29
tblVehicleEF	LDT1	0.13	0.14
tblVehicleEF	LDT1	0.04	0.03
tblVehicleEF	LDT1	0.21	0.98
tblVehicleEF	LDT1	0.29	0.50
tblVehicleEF	LDT1	3.2600e-003	3.1200e-003
tblVehicleEF	LDT1	7.9900e-004	6.7000e-004
tblVehicleEF	LDT1	0.19	0.21
tblVehicleEF	LDT1	0.36	0.29
tblVehicleEF	LDT1	0.13	0.14
tblVehicleEF	LDT1	0.06	0.05
tblVehicleEF	LDT1	0.21	0.98
tblVehicleEF	LDT1	0.31	0.55
tblVehicleEF	LDT1	0.02	8.5440e-003
tblVehicleEF	LDT1	0.02	0.08
tblVehicleEF	LDT1	2.05	1.86
tblVehicleEF	LDT1	3.30	2.13
tblVehicleEF	LDT1	352.65	345.58
tblVehicleEF	LDT1	72.77	66.80
tblVehicleEF	LDT1	0.16	0.14
tblVehicleEF	LDT1	0.22	0.31
tblVehicleEF	LDT1	2.8630e-003	2.1810e-003
tblVehicleEF	LDT1	3.8930e-003	3.1180e-003

tblVehicleEF	LDT1	2.6370e-003	2.0080e-003
tblVehicleEF	LDT1	3.5800e-003	2.8670e-003
tblVehicleEF	LDT1	0.40	0.49
tblVehicleEF	LDT1	0.44	0.39
tblVehicleEF	LDT1	0.29	0.37
tblVehicleEF	LDT1	0.04	0.04
tblVehicleEF	LDT1	0.21	1.00
tblVehicleEF	LDT1	0.24	0.41
tblVehicleEF	LDT1	3.5540e-003	3.4120e-003
tblVehicleEF	LDT1	7.8600e-004	6.6000e-004
tblVehicleEF	LDT1	0.40	0.49
tblVehicleEF	LDT1	0.44	0.39
tblVehicleEF	LDT1	0.29	0.37
tblVehicleEF	LDT1	0.06	0.06
tblVehicleEF	LDT1	0.21	1.00
tblVehicleEF	LDT1	0.26	0.44
tblVehicleEF	LDT1	0.01	7.1250e-003
tblVehicleEF	LDT1	0.02	0.09
tblVehicleEF	LDT1	1.62	1.39
tblVehicleEF	LDT1	3.95	2.51
tblVehicleEF	LDT1	316.91	307.32
tblVehicleEF	LDT1	72.77	67.68
tblVehicleEF	LDT1	0.17	0.14
tblVehicleEF	LDT1	0.24	0.32
tblVehicleEF	LDT1	2.8630e-003	2.1810e-003
tblVehicleEF	LDT1	3.8930e-003	3.1180e-003
tblVehicleEF	LDT1	2.6370e-003	2.0080e-003

tblVehicleEF	LDT1	3.5800e-003	2.8670e-003
tblVehicleEF	LDT1	0.20	0.24
tblVehicleEF	LDT1	0.41	0.34
tblVehicleEF	LDT1	0.12	0.13
tblVehicleEF	LDT1	0.04	0.03
tblVehicleEF	LDT1	0.25	1.16
tblVehicleEF	LDT1	0.28	0.49
tblVehicleEF	LDT1	3.1900e-003	3.0340e-003
tblVehicleEF	LDT1	7.9800e-004	6.6800e-004
tblVehicleEF	LDT1	0.20	0.24
tblVehicleEF	LDT1	0.41	0.34
tblVehicleEF	LDT1	0.12	0.13
tblVehicleEF	LDT1	0.05	0.05
tblVehicleEF	LDT1	0.25	1.16
tblVehicleEF	LDT1	0.31	0.53
tblVehicleEF	LDT2	6.9330e-003	4.6240e-003
tblVehicleEF	LDT2	9.2890e-003	0.08
tblVehicleEF	LDT2	0.85	1.02
tblVehicleEF	LDT2	1.85	3.00
tblVehicleEF	LDT2	363.70	341.92
tblVehicleEF	LDT2	81.97	73.81
tblVehicleEF	LDT2	0.10	0.11
tblVehicleEF	LDT2	0.16	0.36
tblVehicleEF	LDT2	1.7370e-003	1.4800e-003
tblVehicleEF	LDT2	2.4180e-003	2.0860e-003
tblVehicleEF	LDT2	1.5980e-003	1.3630e-003
tblVehicleEF	LDT2	2.2230e-003	1.9180e-003

tblVehicleEF	LDT2	0.07	0.12
tblVehicleEF	LDT2	0.13	0.17
tblVehicleEF	LDT2	0.06	0.09
tblVehicleEF	LDT2	0.02	0.02
tblVehicleEF	LDT2	0.07	0.55
tblVehicleEF	LDT2	0.13	0.41
tblVehicleEF	LDT2	3.6440e-003	3.3750e-003
tblVehicleEF	LDT2	8.5100e-004	7.2900e-004
tblVehicleEF	LDT2	0.07	0.12
tblVehicleEF	LDT2	0.13	0.17
tblVehicleEF	LDT2	0.06	0.09
tblVehicleEF	LDT2	0.03	0.03
tblVehicleEF	LDT2	0.07	0.55
tblVehicleEF	LDT2	0.14	0.45
tblVehicleEF	LDT2	7.8730e-003	5.4060e-003
tblVehicleEF	LDT2	7.7350e-003	0.07
tblVehicleEF	LDT2	1.04	1.28
tblVehicleEF	LDT2	1.53	2.43
tblVehicleEF	LDT2	397.09	371.16
tblVehicleEF	LDT2	81.97	72.66
tblVehicleEF	LDT2	0.09	0.10
tblVehicleEF	LDT2	0.15	0.33
tblVehicleEF	LDT2	1.7370e-003	1.4800e-003
tblVehicleEF	LDT2	2.4180e-003	2.0860e-003
tblVehicleEF	LDT2	1.5980e-003	1.3630e-003
tblVehicleEF	LDT2	2.2230e-003	1.9180e-003
tblVehicleEF	LDT2	0.14	0.26

tblVehicleEF	LDT2	0.16	0.21
tblVehicleEF	LDT2	0.12	0.22
tblVehicleEF	LDT2	0.02	0.02
tblVehicleEF	LDT2	0.07	0.55
tblVehicleEF	LDT2	0.10	0.33
tblVehicleEF	LDT2	3.9810e-003	3.6640e-003
tblVehicleEF	LDT2	8.4600e-004	7.1700e-004
tblVehicleEF	LDT2	0.14	0.26
tblVehicleEF	LDT2	0.16	0.21
tblVehicleEF	LDT2	0.12	0.22
tblVehicleEF	LDT2	0.03	0.03
tblVehicleEF	LDT2	0.07	0.55
tblVehicleEF	LDT2	0.11	0.36
tblVehicleEF	LDT2	6.7430e-003	4.4830e-003
tblVehicleEF	LDT2	9.2200e-003	0.08
tblVehicleEF	LDT2	0.81	0.94
tblVehicleEF	LDT2	1.82	2.87
tblVehicleEF	LDT2	355.82	333.34
tblVehicleEF	LDT2	81.97	73.58
tblVehicleEF	LDT2	0.09	0.10
tblVehicleEF	LDT2	0.16	0.35
tblVehicleEF	LDT2	1.7370e-003	1.4800e-003
tblVehicleEF	LDT2	2.4180e-003	2.0860e-003
tblVehicleEF	LDT2	1.5980e-003	1.3630e-003
tblVehicleEF	LDT2	2.2230e-003	1.9180e-003
tblVehicleEF	LDT2	0.07	0.12
tblVehicleEF	LDT2	0.15	0.19

tblVehicleEF	LDT2	0.05	0.08
tblVehicleEF	LDT2	0.02	0.02
tblVehicleEF	LDT2	0.08	0.64
tblVehicleEF	LDT2	0.12	0.40
tblVehicleEF	LDT2	3.5650e-003	3.2900e-003
tblVehicleEF	LDT2	8.5100e-004	7.2600e-004
tblVehicleEF	LDT2	0.07	0.12
tblVehicleEF	LDT2	0.15	0.19
tblVehicleEF	LDT2	0.05	0.08
tblVehicleEF	LDT2	0.02	0.03
tblVehicleEF	LDT2	0.08	0.64
tblVehicleEF	LDT2	0.14	0.44
tblVehicleEF	LHD1	5.4860e-003	4.7000e-003
tblVehicleEF	LHD1	0.01	7.6650e-003
tblVehicleEF	LHD1	0.02	0.02
tblVehicleEF	LHD1	0.15	0.17
tblVehicleEF	LHD1	1.16	1.15
tblVehicleEF	LHD1	2.77	1.07
tblVehicleEF	LHD1	9.23	9.52
tblVehicleEF	LHD1	614.92	651.43
tblVehicleEF	LHD1	30.92	10.46
tblVehicleEF	LHD1	0.09	0.09
tblVehicleEF	LHD1	2.26	2.05
tblVehicleEF	LHD1	1.02	0.30
tblVehicleEF	LHD1	9.6600e-004	1.0220e-003
tblVehicleEF	LHD1	0.01	0.01
tblVehicleEF	LHD1	0.02	0.01

tblVehicleEF	LHD1	1.0070e-003	2.8000e-004
tblVehicleEF	LHD1	9.2400e-004	9.7800e-004
tblVehicleEF	LHD1	2.5280e-003	2.5170e-003
tblVehicleEF	LHD1	0.01	0.01
tblVehicleEF	LHD1	9.2600e-004	2.5700e-004
tblVehicleEF	LHD1	3.7970e-003	3.4940e-003
tblVehicleEF	LHD1	0.11	0.10
tblVehicleEF	LHD1	0.02	0.02
tblVehicleEF	LHD1	1.8480e-003	1.5520e-003
tblVehicleEF	LHD1	0.09	0.08
tblVehicleEF	LHD1	0.35	0.67
tblVehicleEF	LHD1	0.29	0.08
tblVehicleEF	LHD1	6.0360e-003	6.3340e-003
tblVehicleEF	LHD1	3.6200e-004	1.0400e-004
tblVehicleEF	LHD1	3.7970e-003	3.4940e-003
tblVehicleEF	LHD1	0.11	0.10
tblVehicleEF	LHD1	0.02	0.03
tblVehicleEF	LHD1	1.8480e-003	1.5520e-003
tblVehicleEF	LHD1	0.11	0.10
tblVehicleEF	LHD1	0.35	0.67
tblVehicleEF	LHD1	0.31	0.09
tblVehicleEF	LHD1	5.4860e-003	4.7190e-003
tblVehicleEF	LHD1	0.01	7.8850e-003
tblVehicleEF	LHD1	0.02	0.02
tblVehicleEF	LHD1	0.15	0.17
tblVehicleEF	LHD1	1.18	1.17
tblVehicleEF	LHD1	2.58	0.99

tblVehicleEF	LHD1	9.23	9.52
tblVehicleEF	LHD1	614.92	651.48
tblVehicleEF	LHD1	30.92	10.31
tblVehicleEF	LHD1	0.09	0.09
tblVehicleEF	LHD1	2.12	1.92
tblVehicleEF	LHD1	0.97	0.29
tblVehicleEF	LHD1	9.6600e-004	1.0220e-003
tblVehicleEF	LHD1	0.01	0.01
tblVehicleEF	LHD1	0.02	0.01
tblVehicleEF	LHD1	1.0070e-003	2.8000e-004
tblVehicleEF	LHD1	9.2400e-004	9.7800e-004
tblVehicleEF	LHD1	2.5280e-003	2.5170e-003
tblVehicleEF	LHD1	0.01	0.01
tblVehicleEF	LHD1	9.2600e-004	2.5700e-004
tblVehicleEF	LHD1	7.5090e-003	7.6480e-003
tblVehicleEF	LHD1	0.13	0.12
tblVehicleEF	LHD1	0.02	0.02
tblVehicleEF	LHD1	4.2150e-003	4.3190e-003
tblVehicleEF	LHD1	0.09	0.08
tblVehicleEF	LHD1	0.35	0.68
tblVehicleEF	LHD1	0.27	0.08
tblVehicleEF	LHD1	6.0370e-003	6.3340e-003
tblVehicleEF	LHD1	3.5800e-004	1.0200e-004
tblVehicleEF	LHD1	7.5090e-003	7.6480e-003
tblVehicleEF	LHD1	0.13	0.12
tblVehicleEF	LHD1	0.02	0.03
tblVehicleEF	LHD1	4.2150e-003	4.3190e-003

tblVehicleEF	LHD1	0.11	0.10
tblVehicleEF	LHD1	0.35	0.68
tblVehicleEF	LHD1	0.30	0.09
tblVehicleEF	LHD1	5.4860e-003	4.7050e-003
tblVehicleEF	LHD1	0.01	7.6940e-003
tblVehicleEF	LHD1	0.02	0.02
tblVehicleEF	LHD1	0.15	0.17
tblVehicleEF	LHD1	1.16	1.15
tblVehicleEF	LHD1	2.72	1.04
tblVehicleEF	LHD1	9.23	9.52
tblVehicleEF	LHD1	614.92	651.44
tblVehicleEF	LHD1	30.92	10.41
tblVehicleEF	LHD1	0.09	0.09
tblVehicleEF	LHD1	2.22	2.02
tblVehicleEF	LHD1	1.00	0.30
tblVehicleEF	LHD1	9.6600e-004	1.0220e-003
tblVehicleEF	LHD1	0.01	0.01
tblVehicleEF	LHD1	0.02	0.01
tblVehicleEF	LHD1	1.0070e-003	2.8000e-004
tblVehicleEF	LHD1	9.2400e-004	9.7800e-004
tblVehicleEF	LHD1	2.5280e-003	2.5170e-003
tblVehicleEF	LHD1	0.01	0.01
tblVehicleEF	LHD1	9.2600e-004	2.5700e-004
tblVehicleEF	LHD1	4.1760e-003	4.1510e-003
tblVehicleEF	LHD1	0.13	0.12
tblVehicleEF	LHD1	0.02	0.02
tblVehicleEF	LHD1	1.8200e-003	1.4650e-003

tblVehicleEF	LHD1	0.09	0.08
tblVehicleEF	LHD1	0.38	0.72
tblVehicleEF	LHD1	0.28	0.08
tblVehicleEF	LHD1	6.0360e-003	6.3340e-003
tblVehicleEF	LHD1	3.6100e-004	1.0300e-004
tblVehicleEF	LHD1	4.1760e-003	4.1510e-003
tblVehicleEF	LHD1	0.13	0.12
tblVehicleEF	LHD1	0.02	0.03
tblVehicleEF	LHD1	1.8200e-003	1.4650e-003
tblVehicleEF	LHD1	0.11	0.10
tblVehicleEF	LHD1	0.38	0.72
tblVehicleEF	LHD1	0.31	0.09
tblVehicleEF	LHD2	3.8190e-003	2.8840e-003
tblVehicleEF	LHD2	5.2410e-003	4.5860e-003
tblVehicleEF	LHD2	9.1660e-003	8.8630e-003
tblVehicleEF	LHD2	0.12	0.13
tblVehicleEF	LHD2	0.55	0.69
tblVehicleEF	LHD2	1.29	0.55
tblVehicleEF	LHD2	14.32	15.17
tblVehicleEF	LHD2	614.63	635.50
tblVehicleEF	LHD2	24.89	6.65
tblVehicleEF	LHD2	0.12	0.13
tblVehicleEF	LHD2	1.69	2.20
tblVehicleEF	LHD2	0.56	0.17
tblVehicleEF	LHD2	1.3030e-003	1.5160e-003
tblVehicleEF	LHD2	0.01	0.01
tblVehicleEF	LHD2	0.01	0.02

tblVehicleEF	LHD2	4.2500e-004	1.1800e-004
tblVehicleEF	LHD2	1.2470e-003	1.4500e-003
tblVehicleEF	LHD2	2.6810e-003	2.7390e-003
tblVehicleEF	LHD2	0.01	0.02
tblVehicleEF	LHD2	3.9100e-004	1.0900e-004
tblVehicleEF	LHD2	1.4000e-003	1.4390e-003
tblVehicleEF	LHD2	0.04	0.04
tblVehicleEF	LHD2	0.01	0.02
tblVehicleEF	LHD2	7.3800e-004	6.7000e-004
tblVehicleEF	LHD2	0.06	0.07
tblVehicleEF	LHD2	0.10	0.27
tblVehicleEF	LHD2	0.12	0.04
tblVehicleEF	LHD2	1.4000e-004	1.4500e-004
tblVehicleEF	LHD2	5.9810e-003	6.1160e-003
tblVehicleEF	LHD2	2.7300e-004	6.6000e-005
tblVehicleEF	LHD2	1.4000e-003	1.4390e-003
tblVehicleEF	LHD2	0.04	0.04
tblVehicleEF	LHD2	0.02	0.02
tblVehicleEF	LHD2	7.3800e-004	6.7000e-004
tblVehicleEF	LHD2	0.07	0.09
tblVehicleEF	LHD2	0.10	0.27
tblVehicleEF	LHD2	0.14	0.05
tblVehicleEF	LHD2	3.8190e-003	2.8950e-003
tblVehicleEF	LHD2	5.3190e-003	4.6420e-003
tblVehicleEF	LHD2	8.7380e-003	8.3740e-003
tblVehicleEF	LHD2	0.12	0.13
tblVehicleEF	LHD2	0.56	0.70

tblVehicleEF	LHD2	1.21	0.51
tblVehicleEF	LHD2	14.32	15.17
tblVehicleEF	LHD2	614.63	635.52
tblVehicleEF	LHD2	24.89	6.57
tblVehicleEF	LHD2	0.12	0.13
tblVehicleEF	LHD2	1.59	2.07
tblVehicleEF	LHD2	0.54	0.16
tblVehicleEF	LHD2	1.3030e-003	1.5160e-003
tblVehicleEF	LHD2	0.01	0.01
tblVehicleEF	LHD2	0.01	0.02
tblVehicleEF	LHD2	4.2500e-004	1.1800e-004
tblVehicleEF	LHD2	1.2470e-003	1.4500e-003
tblVehicleEF	LHD2	2.6810e-003	2.7390e-003
tblVehicleEF	LHD2	0.01	0.02
tblVehicleEF	LHD2	3.9100e-004	1.0900e-004
tblVehicleEF	LHD2	2.7070e-003	3.1230e-003
tblVehicleEF	LHD2	0.05	0.05
tblVehicleEF	LHD2	0.01	0.02
tblVehicleEF	LHD2	1.6130e-003	1.8400e-003
tblVehicleEF	LHD2	0.06	0.07
tblVehicleEF	LHD2	0.10	0.28
tblVehicleEF	LHD2	0.12	0.04
tblVehicleEF	LHD2	1.4000e-004	1.4500e-004
tblVehicleEF	LHD2	5.9810e-003	6.1160e-003
tblVehicleEF	LHD2	2.7100e-004	6.5000e-005
tblVehicleEF	LHD2	2.7070e-003	3.1230e-003
tblVehicleEF	LHD2	0.05	0.05

tblVehicleEF	LHD2	0.02	0.02
tblVehicleEF	LHD2	1.6130e-003	1.8400e-003
tblVehicleEF	LHD2	0.07	0.09
tblVehicleEF	LHD2	0.10	0.28
tblVehicleEF	LHD2	0.13	0.05
tblVehicleEF	LHD2	3.8190e-003	2.8870e-003
tblVehicleEF	LHD2	5.2490e-003	4.5950e-003
tblVehicleEF	LHD2	9.0820e-003	8.7350e-003
tblVehicleEF	LHD2	0.12	0.13
tblVehicleEF	LHD2	0.55	0.69
tblVehicleEF	LHD2	1.27	0.54
tblVehicleEF	LHD2	14.32	15.17
tblVehicleEF	LHD2	614.63	635.51
tblVehicleEF	LHD2	24.89	6.62
tblVehicleEF	LHD2	0.12	0.13
tblVehicleEF	LHD2	1.67	2.17
tblVehicleEF	LHD2	0.55	0.17
tblVehicleEF	LHD2	1.3030e-003	1.5160e-003
tblVehicleEF	LHD2	0.01	0.01
tblVehicleEF	LHD2	0.01	0.02
tblVehicleEF	LHD2	4.2500e-004	1.1800e-004
tblVehicleEF	LHD2	1.2470e-003	1.4500e-003
tblVehicleEF	LHD2	2.6810e-003	2.7390e-003
tblVehicleEF	LHD2	0.01	0.02
tblVehicleEF	LHD2	3.9100e-004	1.0900e-004
tblVehicleEF	LHD2	1.4600e-003	1.6420e-003
tblVehicleEF	LHD2	0.05	0.05

tblVehicleEF	LHD2	0.01	0.02
tblVehicleEF	LHD2	7.2300e-004	6.2200e-004
tblVehicleEF	LHD2	0.06	0.07
tblVehicleEF	LHD2	0.10	0.29
tblVehicleEF	LHD2	0.12	0.04
tblVehicleEF	LHD2	1.4000e-004	1.4500e-004
tblVehicleEF	LHD2	5.9810e-003	6.1160e-003
tblVehicleEF	LHD2	2.7200e-004	6.6000e-005
tblVehicleEF	LHD2	1.4600e-003	1.6420e-003
tblVehicleEF	LHD2	0.05	0.05
tblVehicleEF	LHD2	0.02	0.02
tblVehicleEF	LHD2	7.2300e-004	6.2200e-004
tblVehicleEF	LHD2	0.07	0.09
tblVehicleEF	LHD2	0.10	0.29
tblVehicleEF	LHD2	0.13	0.05
tblVehicleEF	MCY	0.42	0.33
tblVehicleEF	MCY	0.16	0.27
tblVehicleEF	MCY	21.02	22.01
tblVehicleEF	MCY	9.91	8.98
tblVehicleEF	MCY	167.12	210.64
tblVehicleEF	MCY	46.87	62.81
tblVehicleEF	MCY	1.17	1.19
tblVehicleEF	MCY	0.31	0.27
tblVehicleEF	MCY	1.8190e-003	1.7180e-003
tblVehicleEF	MCY	3.7460e-003	3.2090e-003
tblVehicleEF	MCY	1.7050e-003	1.6110e-003
tblVehicleEF	MCY	3.5370e-003	3.0300e-003

tblVehicleEF	MCY	1.45	1.46
tblVehicleEF	MCY	0.85	0.88
tblVehicleEF	MCY	0.80	0.82
tblVehicleEF	MCY	2.26	2.21
tblVehicleEF	MCY	0.50	2.24
tblVehicleEF	MCY	2.17	1.99
tblVehicleEF	MCY	2.0790e-003	2.0840e-003
tblVehicleEF	MCY	6.9500e-004	6.2200e-004
tblVehicleEF	MCY	1.45	1.46
tblVehicleEF	MCY	0.85	0.88
tblVehicleEF	MCY	0.80	0.82
tblVehicleEF	MCY	2.76	2.69
tblVehicleEF	MCY	0.50	2.24
tblVehicleEF	MCY	2.37	2.16
tblVehicleEF	MCY	0.41	0.32
tblVehicleEF	MCY	0.14	0.22
tblVehicleEF	MCY	21.14	22.21
tblVehicleEF	MCY	9.06	8.04
tblVehicleEF	MCY	167.12	210.71
tblVehicleEF	MCY	46.87	60.21
tblVehicleEF	MCY	0.99	1.00
tblVehicleEF	MCY	0.29	0.25
tblVehicleEF	MCY	1.8190e-003	1.7180e-003
tblVehicleEF	MCY	3.7460e-003	3.2090e-003
tblVehicleEF	MCY	1.7050e-003	1.6110e-003
tblVehicleEF	MCY	3.5370e-003	3.0300e-003
tblVehicleEF	MCY	3.14	3.54

tblVehicleEF	MCY	1.28	1.46
tblVehicleEF	MCY	2.14	2.53
tblVehicleEF	MCY	2.19	2.14
tblVehicleEF	MCY	0.50	2.25
tblVehicleEF	MCY	1.87	1.65
tblVehicleEF	MCY	2.0790e-003	2.0850e-003
tblVehicleEF	MCY	6.7100e-004	5.9600e-004
tblVehicleEF	MCY	3.14	3.54
tblVehicleEF	MCY	1.28	1.46
tblVehicleEF	MCY	2.14	2.53
tblVehicleEF	MCY	2.69	2.61
tblVehicleEF	MCY	0.50	2.25
tblVehicleEF	MCY	2.03	1.80
tblVehicleEF	MCY	0.42	0.32
tblVehicleEF	MCY	0.15	0.25
tblVehicleEF	MCY	20.06	20.78
tblVehicleEF	MCY	9.53	8.40
tblVehicleEF	MCY	167.12	208.52
tblVehicleEF	MCY	46.87	61.47
tblVehicleEF	MCY	1.13	1.14
tblVehicleEF	MCY	0.31	0.26
tblVehicleEF	MCY	1.8190e-003	1.7180e-003
tblVehicleEF	MCY	3.7460e-003	3.2090e-003
tblVehicleEF	MCY	1.7050e-003	1.6110e-003
tblVehicleEF	MCY	3.5370e-003	3.0300e-003
tblVehicleEF	MCY	1.71	1.84
tblVehicleEF	MCY	1.14	1.19

tblVehicleEF	MCY	0.72	0.67
tblVehicleEF	MCY	2.22	2.16
tblVehicleEF	MCY	0.57	2.54
tblVehicleEF	MCY	2.10	1.86
tblVehicleEF	MCY	6.8600e-004	6.0800e-004
tblVehicleEF	MCY	1.71	1.84
tblVehicleEF	MCY	1.14	1.19
tblVehicleEF	MCY	0.72	0.67
tblVehicleEF	MCY	2.71	2.63
tblVehicleEF	MCY	0.57	2.54
tblVehicleEF	MCY	2.28	2.02
tblVehicleEF	MDV	0.01	6.7810e-003
tblVehicleEF	MDV	0.02	0.10
tblVehicleEF	MDV	1.55	1.37
tblVehicleEF	MDV	3.59	3.68
tblVehicleEF	MDV	498.66	425.57
tblVehicleEF	MDV	110.76	90.69
tblVehicleEF	MDV	0.20	0.16
tblVehicleEF	MDV	0.36	0.44
tblVehicleEF	MDV	1.8680e-003	1.6560e-003
tblVehicleEF	MDV	2.5890e-003	2.2360e-003
tblVehicleEF	MDV	1.7240e-003	1.5300e-003
tblVehicleEF	MDV	2.3820e-003	2.0580e-003
tblVehicleEF	MDV	0.10	0.13
tblVehicleEF	MDV	0.21	0.19
tblVehicleEF	MDV	0.09	0.11
tblVehicleEF	MDV	0.04	0.03

tblVehicleEF	MDV	0.11	0.56
tblVehicleEF	MDV	0.28	0.52
tblVehicleEF	MDV	5.0000e-003	4.1980e-003
tblVehicleEF	MDV	1.1710e-003	8.9500e-004
tblVehicleEF	MDV	0.10	0.13
tblVehicleEF	MDV	0.21	0.19
tblVehicleEF	MDV	0.09	0.11
tblVehicleEF	MDV	0.05	0.04
tblVehicleEF	MDV	0.11	0.56
tblVehicleEF	MDV	0.31	0.57
tblVehicleEF	MDV	0.02	7.8200e-003
tblVehicleEF	MDV	0.02	0.08
tblVehicleEF	MDV	1.87	1.69
tblVehicleEF	MDV	2.99	2.99
tblVehicleEF	MDV	542.90	456.91
tblVehicleEF	MDV	110.76	89.27
tblVehicleEF	MDV	0.18	0.14
tblVehicleEF	MDV	0.33	0.41
tblVehicleEF	MDV	1.8680e-003	1.6560e-003
tblVehicleEF	MDV	2.5890e-003	2.2360e-003
tblVehicleEF	MDV	1.7240e-003	1.5300e-003
tblVehicleEF	MDV	2.3820e-003	2.0580e-003
tblVehicleEF	MDV	0.21	0.29
tblVehicleEF	MDV	0.24	0.23
tblVehicleEF	MDV	0.18	0.26
tblVehicleEF	MDV	0.04	0.04
tblVehicleEF	MDV	0.11	0.57

tblVehicleEF	MDV	0.24	0.43
tblVehicleEF	MDV	5.4470e-003	4.5080e-003
tblVehicleEF	MDV	1.1600e-003	8.8100e-004
tblVehicleEF	MDV	0.21	0.29
tblVehicleEF	MDV	0.24	0.23
tblVehicleEF	MDV	0.18	0.26
tblVehicleEF	MDV	0.06	0.05
tblVehicleEF	MDV	0.11	0.57
tblVehicleEF	MDV	0.26	0.47
tblVehicleEF	MDV	0.01	6.5500e-003
tblVehicleEF	MDV	0.02	0.10
tblVehicleEF	MDV	1.47	1.27
tblVehicleEF	MDV	3.53	3.52
tblVehicleEF	MDV	488.33	416.35
tblVehicleEF	MDV	110.76	90.40
tblVehicleEF	MDV	0.19	0.15
tblVehicleEF	MDV	0.35	0.43
tblVehicleEF	MDV	1.8680e-003	1.6560e-003
tblVehicleEF	MDV	2.5890e-003	2.2360e-003
tblVehicleEF	MDV	1.7240e-003	1.5300e-003
tblVehicleEF	MDV	2.3820e-003	2.0580e-003
tblVehicleEF	MDV	0.10	0.13
tblVehicleEF	MDV	0.23	0.20
tblVehicleEF	MDV	0.08	0.10
tblVehicleEF	MDV	0.04	0.03
tblVehicleEF	MDV	0.13	0.65
tblVehicleEF	MDV	0.28	0.51

tblVehicleEF	MDV	4.8960e-003	4.1070e-003
tblVehicleEF	MDV	1.1700e-003	8.9200e-004
tblVehicleEF	MDV	0.10	0.13
tblVehicleEF	MDV	0.23	0.20
tblVehicleEF	MDV	0.08	0.10
tblVehicleEF	MDV	0.05	0.04
tblVehicleEF	MDV	0.13	0.65
tblVehicleEF	MDV	0.31	0.56
tblVehicleEF	MH	0.04	4.0640e-003
tblVehicleEF	MH	0.03	0.00
tblVehicleEF	MH	3.60	0.38
tblVehicleEF	MH	6.96	0.00
tblVehicleEF	MH	1,048.28	936.22
tblVehicleEF	MH	59.91	0.00
tblVehicleEF	MH	1.64	5.05
tblVehicleEF	MH	0.95	0.00
tblVehicleEF	MH	0.01	0.02
tblVehicleEF	MH	0.04	0.19
tblVehicleEF	MH	1.2510e-003	0.00
tblVehicleEF	MH	3.2210e-003	4.0000e-003
tblVehicleEF	MH	0.04	0.18
tblVehicleEF	MH	1.1500e-003	0.00
tblVehicleEF	MH	1.56	0.00
tblVehicleEF	MH	0.09	0.00
tblVehicleEF	MH	0.54	0.00
tblVehicleEF	MH	0.12	0.09
tblVehicleEF	MH	0.03	0.00

tblVehicleEF	MH	0.40	0.00
tblVehicleEF	MH	0.01	8.8510e-003
tblVehicleEF	MH	7.2000e-004	0.00
tblVehicleEF	MH	1.56	0.00
tblVehicleEF	MH	0.09	0.00
tblVehicleEF	MH	0.54	0.00
tblVehicleEF	MH	0.17	0.10
tblVehicleEF	MH	0.03	0.00
tblVehicleEF	MH	0.44	0.00
tblVehicleEF	MH	0.04	4.0640e-003
tblVehicleEF	MH	0.03	0.00
tblVehicleEF	MH	3.74	0.38
tblVehicleEF	MH	6.31	0.00
tblVehicleEF	MH	1,048.28	936.22
tblVehicleEF	MH	59.91	0.00
tblVehicleEF	MH	1.50	4.73
tblVehicleEF	MH	0.90	0.00
tblVehicleEF	MH	0.01	0.02
tblVehicleEF	MH	0.04	0.19
tblVehicleEF	MH	1.2510e-003	0.00
tblVehicleEF	MH	3.2210e-003	4.0000e-003
tblVehicleEF	MH	0.04	0.18
tblVehicleEF	MH	1.1500e-003	0.00
tblVehicleEF	MH	3.12	0.00
tblVehicleEF	MH	0.11	0.00
tblVehicleEF	MH	1.30	0.00
tblVehicleEF	MH	0.12	0.09

tblVehicleEF	MH	0.03	0.00
tblVehicleEF	MH	0.37	0.00
tblVehicleEF	MH	0.01	8.8510e-003
tblVehicleEF	MH	7.0900e-004	0.00
tblVehicleEF	MH	3.12	0.00
tblVehicleEF	MH	0.11	0.00
tblVehicleEF	MH	1.30	0.00
tblVehicleEF	MH	0.17	0.10
tblVehicleEF	MH	0.03	0.00
tblVehicleEF	MH	0.41	0.00
tblVehicleEF	MH	0.04	4.0640e-003
tblVehicleEF	MH	0.03	0.00
tblVehicleEF	MH	3.61	0.38
tblVehicleEF	MH	6.87	0.00
tblVehicleEF	MH	1,048.28	936.22
tblVehicleEF	MH	59.91	0.00
tblVehicleEF	MH	1.61	4.97
tblVehicleEF	MH	0.94	0.00
tblVehicleEF	MH	0.01	0.02
tblVehicleEF	MH	0.04	0.19
tblVehicleEF	MH	1.2510e-003	0.00
tblVehicleEF	MH	3.2210e-003	4.0000e-003
tblVehicleEF	MH	0.04	0.18
tblVehicleEF	MH	1.1500e-003	0.00
tblVehicleEF	MH	1.88	0.00
tblVehicleEF	MH	0.12	0.00
tblVehicleEF	MH	0.56	0.00

tblVehicleEF	MH	0.12	0.09
tblVehicleEF	MH	0.03	0.00
tblVehicleEF	MH	0.40	0.00
tblVehicleEF	MH	0.01	8.8510e-003
tblVehicleEF	MH	7.1900e-004	0.00
tblVehicleEF	MH	1.88	0.00
tblVehicleEF	MH	0.12	0.00
tblVehicleEF	MH	0.56	0.00
tblVehicleEF	MH	0.17	0.10
tblVehicleEF	MH	0.03	0.00
tblVehicleEF	MH	0.43	0.00
tblVehicleEF	MHD	0.02	5.4630e-003
tblVehicleEF	MHD	4.1450e-003	6.2250e-003
tblVehicleEF	MHD	0.06	0.02
tblVehicleEF	MHD	0.33	0.44
tblVehicleEF	MHD	0.31	0.67
tblVehicleEF	MHD	6.00	1.87
tblVehicleEF	MHD	155.10	70.79
tblVehicleEF	MHD	1,105.72	1,107.75
tblVehicleEF	MHD	53.92	15.06
tblVehicleEF	MHD	0.63	0.57
tblVehicleEF	MHD	1.08	1.89
tblVehicleEF	MHD	11.74	0.98
tblVehicleEF	MHD	4.3700e-004	1.7550e-003
tblVehicleEF	MHD	5.5780e-003	0.06
tblVehicleEF	MHD	8.2200e-004	1.9600e-004
tblVehicleEF	MHD	4.1800e-004	1.6790e-003

tblVehicleEF	MHD	5.3330e-003	0.06
tblVehicleEF	MHD	7.5600e-004	1.8000e-004
tblVehicleEF	MHD	1.4330e-003	1.2040e-003
tblVehicleEF	MHD	0.05	0.04
tblVehicleEF	MHD	0.02	0.03
tblVehicleEF	MHD	7.1400e-004	5.5800e-004
tblVehicleEF	MHD	0.04	0.08
tblVehicleEF	MHD	0.02	0.20
tblVehicleEF	MHD	0.36	0.08
tblVehicleEF	MHD	1.4910e-003	6.7300e-004
tblVehicleEF	MHD	0.01	0.01
tblVehicleEF	MHD	6.4400e-004	1.4900e-004
tblVehicleEF	MHD	1.4330e-003	1.2040e-003
tblVehicleEF	MHD	0.05	0.04
tblVehicleEF	MHD	0.03	0.04
tblVehicleEF	MHD	7.1400e-004	5.5800e-004
tblVehicleEF	MHD	0.05	0.09
tblVehicleEF	MHD	0.02	0.20
tblVehicleEF	MHD	0.40	0.09
tblVehicleEF	MHD	0.02	5.1740e-003
tblVehicleEF	MHD	4.2290e-003	6.3500e-003
tblVehicleEF	MHD	0.05	0.02
tblVehicleEF	MHD	0.24	0.35
tblVehicleEF	MHD	0.32	0.68
tblVehicleEF	MHD	5.61	1.72
tblVehicleEF	MHD	164.29	72.16
tblVehicleEF	MHD	1,105.72	1,107.78

tblVehicleEF	MHD	53.92	14.81
tblVehicleEF	MHD	0.65	0.57
tblVehicleEF	MHD	1.01	1.76
tblVehicleEF	MHD	11.70	0.97
tblVehicleEF	MHD	3.6900e-004	1.4820e-003
tblVehicleEF	MHD	5.5780e-003	0.06
tblVehicleEF	MHD	8.2200e-004	1.9600e-004
tblVehicleEF	MHD	3.5300e-004	1.4180e-003
tblVehicleEF	MHD	5.3330e-003	0.06
tblVehicleEF	MHD	7.5600e-004	1.8000e-004
tblVehicleEF	MHD	2.8480e-003	2.6690e-003
tblVehicleEF	MHD	0.05	0.05
tblVehicleEF	MHD	0.02	0.03
tblVehicleEF	MHD	1.6690e-003	1.6090e-003
tblVehicleEF	MHD	0.04	0.08
tblVehicleEF	MHD	0.02	0.21
tblVehicleEF	MHD	0.35	0.08
tblVehicleEF	MHD	1.5770e-003	6.8700e-004
tblVehicleEF	MHD	0.01	0.01
tblVehicleEF	MHD	6.3800e-004	1.4700e-004
tblVehicleEF	MHD	2.8480e-003	2.6690e-003
tblVehicleEF	MHD	0.05	0.05
tblVehicleEF	MHD	0.03	0.03
tblVehicleEF	MHD	1.6690e-003	1.6090e-003
tblVehicleEF	MHD	0.05	0.10
tblVehicleEF	MHD	0.02	0.21
tblVehicleEF	MHD	0.38	0.09

tblVehicleEF	MHD	0.02	5.8910e-003
tblVehicleEF	MHD	4.1530e-003	6.2420e-003
tblVehicleEF	MHD	0.06	0.02
tblVehicleEF	MHD	0.46	0.57
tblVehicleEF	MHD	0.31	0.67
tblVehicleEF	MHD	5.90	1.82
tblVehicleEF	MHD	142.41	68.88
tblVehicleEF	MHD	1,105.72	1,107.76
tblVehicleEF	MHD	53.92	14.97
tblVehicleEF	MHD	0.60	0.56
tblVehicleEF	MHD	1.06	1.85
tblVehicleEF	MHD	11.73	0.98
tblVehicleEF	MHD	5.3200e-004	2.1320e-003
tblVehicleEF	MHD	5.5780e-003	0.06
tblVehicleEF	MHD	8.2200e-004	1.9600e-004
tblVehicleEF	MHD	5.0900e-004	2.0400e-003
tblVehicleEF	MHD	5.3330e-003	0.06
tblVehicleEF	MHD	7.5600e-004	1.8000e-004
tblVehicleEF	MHD	1.5800e-003	1.4230e-003
tblVehicleEF	MHD	0.05	0.04
tblVehicleEF	MHD	0.03	0.03
tblVehicleEF	MHD	7.0500e-004	5.1800e-004
tblVehicleEF	MHD	0.04	0.08
tblVehicleEF	MHD	0.02	0.22
tblVehicleEF	MHD	0.36	0.08
tblVehicleEF	MHD	1.3710e-003	6.5500e-004
tblVehicleEF	MHD	0.01	0.01

tblVehicleEF	MHD	6.4300e-004	1.4800e-004
tblVehicleEF	MHD	1.5800e-003	1.4230e-003
tblVehicleEF	MHD	0.05	0.04
tblVehicleEF	MHD	0.04	0.04
tblVehicleEF	MHD	7.0500e-004	5.1800e-004
tblVehicleEF	MHD	0.05	0.09
tblVehicleEF	MHD	0.02	0.22
tblVehicleEF	MHD	0.39	0.09
tblVehicleEF	OBUS	0.01	9.8280e-003
tblVehicleEF	OBUS	0.01	0.01
tblVehicleEF	OBUS	0.03	0.03
tblVehicleEF	OBUS	0.27	0.43
tblVehicleEF	OBUS	0.73	1.52
tblVehicleEF	OBUS	6.67	3.30
tblVehicleEF	OBUS	70.21	51.97
tblVehicleEF	OBUS	1,126.32	1,610.98
tblVehicleEF	OBUS	71.08	24.56
tblVehicleEF	OBUS	0.32	0.26
tblVehicleEF	OBUS	1.10	1.20
tblVehicleEF	OBUS	1.97	0.47
tblVehicleEF	OBUS	1.1300e-004	1.0320e-003
tblVehicleEF	OBUS	5.4210e-003	0.02
tblVehicleEF	OBUS	9.1200e-004	2.4700e-004
tblVehicleEF	OBUS	1.0800e-004	9.8700e-004
tblVehicleEF	OBUS	5.1650e-003	0.02
tblVehicleEF	OBUS	8.3900e-004	2.2700e-004
tblVehicleEF	OBUS	2.2350e-003	3.0920e-003

tblVehicleEF	OBUS	0.02	0.03
tblVehicleEF	OBUS	0.04	0.05
tblVehicleEF	OBUS	9.4600e-004	1.1800e-003
tblVehicleEF	OBUS	0.05	0.08
tblVehicleEF	OBUS	0.05	0.35
tblVehicleEF	OBUS	0.41	0.16
tblVehicleEF	OBUS	6.8200e-004	4.9900e-004
tblVehicleEF	OBUS	0.01	0.02
tblVehicleEF	OBUS	8.2800e-004	2.4300e-004
tblVehicleEF	OBUS	2.2350e-003	3.0920e-003
tblVehicleEF	OBUS	0.02	0.03
tblVehicleEF	OBUS	0.05	0.07
tblVehicleEF	OBUS	9.4600e-004	1.1800e-003
tblVehicleEF	OBUS	0.06	0.11
tblVehicleEF	OBUS	0.05	0.35
tblVehicleEF	OBUS	0.45	0.17
tblVehicleEF	OBUS	0.01	9.8610e-003
tblVehicleEF	OBUS	0.01	0.01
tblVehicleEF	OBUS	0.03	0.03
tblVehicleEF	OBUS	0.26	0.41
tblVehicleEF	OBUS	0.75	1.57
tblVehicleEF	OBUS	6.11	2.97
tblVehicleEF	OBUS	73.34	52.23
tblVehicleEF	OBUS	1,126.32	1,611.07
tblVehicleEF	OBUS	71.08	24.00
tblVehicleEF	OBUS	0.33	0.26
tblVehicleEF	OBUS	1.02	1.08

tblVehicleEF	OBUS	1.92	0.45
tblVehicleEF	OBUS	9.5000e-005	8.7200e-004
tblVehicleEF	OBUS	5.4210e-003	0.02
tblVehicleEF	OBUS	9.1200e-004	2.4700e-004
tblVehicleEF	OBUS	9.1000e-005	8.3400e-004
tblVehicleEF	OBUS	5.1650e-003	0.02
tblVehicleEF	OBUS	8.3900e-004	2.2700e-004
tblVehicleEF	OBUS	4.3510e-003	6.6820e-003
tblVehicleEF	OBUS	0.02	0.04
tblVehicleEF	OBUS	0.04	0.05
tblVehicleEF	OBUS	2.1830e-003	3.3480e-003
tblVehicleEF	OBUS	0.05	0.08
tblVehicleEF	OBUS	0.05	0.36
tblVehicleEF	OBUS	0.39	0.15
tblVehicleEF	OBUS	7.1200e-004	5.0100e-004
tblVehicleEF	OBUS	0.01	0.02
tblVehicleEF	OBUS	8.1800e-004	2.3700e-004
tblVehicleEF	OBUS	4.3510e-003	6.6820e-003
tblVehicleEF	OBUS	0.02	0.04
tblVehicleEF	OBUS	0.05	0.07
tblVehicleEF	OBUS	2.1830e-003	3.3480e-003
tblVehicleEF	OBUS	0.07	0.11
tblVehicleEF	OBUS	0.05	0.36
tblVehicleEF	OBUS	0.42	0.16
tblVehicleEF	OBUS	0.01	9.8320e-003
tblVehicleEF	OBUS	0.01	0.01
tblVehicleEF	OBUS	0.03	0.03

tblVehicleEF	OBUS	0.28	0.44
tblVehicleEF	OBUS	0.73	1.53
tblVehicleEF	OBUS	6.62	3.24
tblVehicleEF	OBUS	65.88	51.61
tblVehicleEF	OBUS	1,126.32	1,611.00
tblVehicleEF	OBUS	71.08	24.45
tblVehicleEF	OBUS	0.31	0.26
tblVehicleEF	OBUS	1.08	1.17
tblVehicleEF	OBUS	1.96	0.47
tblVehicleEF	OBUS	1.3700e-004	1.2520e-003
tblVehicleEF	OBUS	5.4210e-003	0.02
tblVehicleEF	OBUS	9.1200e-004	2.4700e-004
tblVehicleEF	OBUS	1.3100e-004	1.1980e-003
tblVehicleEF	OBUS	5.1650e-003	0.02
tblVehicleEF	OBUS	8.3900e-004	2.2700e-004
tblVehicleEF	OBUS	2.3980e-003	3.4750e-003
tblVehicleEF	OBUS	0.02	0.03
tblVehicleEF	OBUS	0.04	0.05
tblVehicleEF	OBUS	9.5900e-004	1.1270e-003
tblVehicleEF	OBUS	0.05	0.08
tblVehicleEF	OBUS	0.05	0.38
tblVehicleEF	OBUS	0.41	0.15
tblVehicleEF	OBUS	6.4100e-004	4.9500e-004
tblVehicleEF	OBUS	0.01	0.02
tblVehicleEF	OBUS	8.2700e-004	2.4200e-004
tblVehicleEF	OBUS	2.3980e-003	3.4750e-003
tblVehicleEF	OBUS	0.02	0.03

tblVehicleEF	OBUS	0.05	0.07
tblVehicleEF	OBUS	9.5900e-004	1.1270e-003
tblVehicleEF	OBUS	0.06	0.11
tblVehicleEF	OBUS	0.05	0.38
tblVehicleEF	OBUS	0.45	0.17
tblVehicleEF	SBUS	0.86	0.01
tblVehicleEF	SBUS	0.01	4.4370e-003
tblVehicleEF	SBUS	0.07	1.1460e-003
tblVehicleEF	SBUS	5.64	1.00
tblVehicleEF	SBUS	0.71	0.28
tblVehicleEF	SBUS	5.49	0.17
tblVehicleEF	SBUS	1,270.71	324.55
tblVehicleEF	SBUS	1,144.20	1,170.32
tblVehicleEF	SBUS	36.06	0.97
tblVehicleEF	SBUS	12.46	3.52
tblVehicleEF	SBUS	5.17	5.16
tblVehicleEF	SBUS	15.23	0.98
tblVehicleEF	SBUS	0.01	3.9580e-003
tblVehicleEF	SBUS	0.01	0.01
tblVehicleEF	SBUS	0.03	0.03
tblVehicleEF	SBUS	5.0600e-004	1.4000e-005
tblVehicleEF	SBUS	0.01	3.7870e-003
tblVehicleEF	SBUS	2.7630e-003	2.8810e-003
tblVehicleEF	SBUS	0.03	0.03
tblVehicleEF	SBUS	4.6500e-004	1.3000e-005
tblVehicleEF	SBUS	3.0740e-003	5.8000e-005
tblVehicleEF	SBUS	0.02	2.1600e-004

tblVehicleEF	SBUS	0.68	0.08
tblVehicleEF	SBUS	1.3130e-003	2.2000e-005
tblVehicleEF	SBUS	0.12	0.09
tblVehicleEF	SBUS	0.01	1.7430e-003
tblVehicleEF	SBUS	0.28	6.0120e-003
tblVehicleEF	SBUS	0.01	3.0720e-003
tblVehicleEF	SBUS	0.01	0.01
tblVehicleEF	SBUS	4.5600e-004	1.0000e-005
tblVehicleEF	SBUS	3.0740e-003	5.8000e-005
tblVehicleEF	SBUS	0.02	2.1600e-004
tblVehicleEF	SBUS	0.97	0.11
tblVehicleEF	SBUS	1.3130e-003	2.2000e-005
tblVehicleEF	SBUS	0.14	0.10
tblVehicleEF	SBUS	0.01	1.7430e-003
tblVehicleEF	SBUS	0.31	6.5820e-003
tblVehicleEF	SBUS	0.86	0.01
tblVehicleEF	SBUS	0.01	4.4520e-003
tblVehicleEF	SBUS	0.06	8.8900e-004
tblVehicleEF	SBUS	5.48	0.96
tblVehicleEF	SBUS	0.72	0.28
tblVehicleEF	SBUS	3.76	0.10
tblVehicleEF	SBUS	1,335.64	332.90
tblVehicleEF	SBUS	1,144.20	1,170.32
tblVehicleEF	SBUS	36.06	0.86
tblVehicleEF	SBUS	12.86	3.59
tblVehicleEF	SBUS	4.84	4.82
tblVehicleEF	SBUS	15.20	0.98

tblVehicleEF	SBUS	0.01	3.3450e-003
tblVehicleEF	SBUS	0.01	0.01
tblVehicleEF	SBUS	0.03	0.03
tblVehicleEF	SBUS	5.0600e-004	1.4000e-005
tblVehicleEF	SBUS	0.01	3.2000e-003
tblVehicleEF	SBUS	2.7630e-003	2.8810e-003
tblVehicleEF	SBUS	0.03	0.03
tblVehicleEF	SBUS	4.6500e-004	1.3000e-005
tblVehicleEF	SBUS	5.9210e-003	1.3100e-004
tblVehicleEF	SBUS	0.02	3.0200e-004
tblVehicleEF	SBUS	0.67	0.08
tblVehicleEF	SBUS	2.9370e-003	7.4000e-005
tblVehicleEF	SBUS	0.12	0.09
tblVehicleEF	SBUS	9.6420e-003	1.5130e-003
tblVehicleEF	SBUS	0.23	4.6550e-003
tblVehicleEF	SBUS	0.01	3.1510e-003
tblVehicleEF	SBUS	0.01	0.01
tblVehicleEF	SBUS	4.2700e-004	9.0000e-006
tblVehicleEF	SBUS	5.9210e-003	1.3100e-004
tblVehicleEF	SBUS	0.02	3.0200e-004
tblVehicleEF	SBUS	0.96	0.11
tblVehicleEF	SBUS	2.9370e-003	7.4000e-005
tblVehicleEF	SBUS	0.14	0.10
tblVehicleEF	SBUS	9.6420e-003	1.5130e-003
tblVehicleEF	SBUS	0.25	5.0970e-003
tblVehicleEF	SBUS	0.86	0.01
tblVehicleEF	SBUS	0.01	4.4380e-003

tblVehicleEF	SBUS	0.07	1.1310e-003
tblVehicleEF	SBUS	5.85	1.05
tblVehicleEF	SBUS	0.71	0.28
tblVehicleEF	SBUS	5.54	0.16
tblVehicleEF	SBUS	1,181.05	313.01
tblVehicleEF	SBUS	1,144.20	1,170.32
tblVehicleEF	SBUS	36.06	0.95
tblVehicleEF	SBUS	11.91	3.42
tblVehicleEF	SBUS	5.09	5.07
tblVehicleEF	SBUS	15.23	0.98
tblVehicleEF	SBUS	0.02	4.8040e-003
tblVehicleEF	SBUS	0.01	0.01
tblVehicleEF	SBUS	0.03	0.03
tblVehicleEF	SBUS	5.0600e-004	1.4000e-005
tblVehicleEF	SBUS	0.02	4.5960e-003
tblVehicleEF	SBUS	2.7630e-003	2.8810e-003
tblVehicleEF	SBUS	0.03	0.03
tblVehicleEF	SBUS	4.6500e-004	1.3000e-005
tblVehicleEF	SBUS	3.2090e-003	7.3000e-005
tblVehicleEF	SBUS	0.02	2.5400e-004
tblVehicleEF	SBUS	0.68	0.08
tblVehicleEF	SBUS	1.2980e-003	2.0000e-005
tblVehicleEF	SBUS	0.12	0.09
tblVehicleEF	SBUS	0.01	2.3230e-003
tblVehicleEF	SBUS	0.29	5.9330e-003
tblVehicleEF	SBUS	0.01	2.9630e-003
tblVehicleEF	SBUS	0.01	0.01

tblVehicleEF	SBUS	4.5600e-004	9.0000e-006
tblVehicleEF	SBUS	3.2090e-003	7.3000e-005
tblVehicleEF	SBUS	0.02	2.5400e-004
tblVehicleEF	SBUS	0.97	0.11
tblVehicleEF	SBUS	1.2980e-003	2.0000e-005
tblVehicleEF	SBUS	0.14	0.10
tblVehicleEF	SBUS	0.01	2.3230e-003
tblVehicleEF	SBUS	0.32	6.4960e-003
tblVehicleEF	UBUS	1.95	3.51
tblVehicleEF	UBUS	0.09	0.04
tblVehicleEF	UBUS	9.79	26.99
tblVehicleEF	UBUS	14.93	2.87
tblVehicleEF	UBUS	1,861.83	1,847.21
tblVehicleEF	UBUS	135.15	32.35
tblVehicleEF	UBUS	6.43	0.39
tblVehicleEF	UBUS	13.77	0.28
tblVehicleEF	UBUS	0.52	0.10
tblVehicleEF	UBUS	0.01	0.02
tblVehicleEF	UBUS	0.07	2.6230e-003
tblVehicleEF	UBUS	1.3790e-003	2.3500e-004
tblVehicleEF	UBUS	0.22	0.04
tblVehicleEF	UBUS	3.0000e-003	5.4850e-003
tblVehicleEF	UBUS	0.07	2.4900e-003
tblVehicleEF	UBUS	1.2680e-003	2.1600e-004
tblVehicleEF	UBUS	8.4220e-003	2.2150e-003
tblVehicleEF	UBUS	0.12	0.02
tblVehicleEF	UBUS	4.0730e-003	8.9000e-004

tblVehicleEF	UBUS	0.66	0.06
tblVehicleEF	UBUS	0.02	0.09
tblVehicleEF	UBUS	1.19	0.16
tblVehicleEF	UBUS	0.01	6.5550e-003
tblVehicleEF	UBUS	1.6230e-003	3.2000e-004
tblVehicleEF	UBUS	8.4220e-003	2.2150e-003
tblVehicleEF	UBUS	0.12	0.02
tblVehicleEF	UBUS	4.0730e-003	8.9000e-004
tblVehicleEF	UBUS	2.68	3.59
tblVehicleEF	UBUS	0.02	0.09
tblVehicleEF	UBUS	1.30	0.18
tblVehicleEF	UBUS	1.95	3.51
tblVehicleEF	UBUS	0.08	0.03
tblVehicleEF	UBUS	9.90	26.99
tblVehicleEF	UBUS	12.23	2.29
tblVehicleEF	UBUS	1,861.83	1,847.22
tblVehicleEF	UBUS	135.15	31.36
tblVehicleEF	UBUS	5.98	0.38
tblVehicleEF	UBUS	13.65	0.26
tblVehicleEF	UBUS	0.52	0.10
tblVehicleEF	UBUS	0.01	0.02
tblVehicleEF	UBUS	0.07	2.6230e-003
tblVehicleEF	UBUS	1.3790e-003	2.3500e-004
tblVehicleEF	UBUS	0.22	0.04
tblVehicleEF	UBUS	3.0000e-003	5.4850e-003
tblVehicleEF	UBUS	0.07	2.4900e-003
tblVehicleEF	UBUS	1.2680e-003	2.1600e-004

tblVehicleEF	UBUS	0.02	4.5600e-003
tblVehicleEF	UBUS	0.15	0.02
tblVehicleEF	UBUS	9.6640e-003	2.5650e-003
tblVehicleEF	UBUS	0.67	0.06
tblVehicleEF	UBUS	0.02	0.09
tblVehicleEF	UBUS	1.06	0.14
tblVehicleEF	UBUS	0.01	6.5550e-003
tblVehicleEF	UBUS	1.5760e-003	3.1000e-004
tblVehicleEF	UBUS	0.02	4.5600e-003
tblVehicleEF	UBUS	0.15	0.02
tblVehicleEF	UBUS	9.6640e-003	2.5650e-003
tblVehicleEF	UBUS	2.69	3.59
tblVehicleEF	UBUS	0.02	0.09
tblVehicleEF	UBUS	1.16	0.16
tblVehicleEF	UBUS	1.95	3.51
tblVehicleEF	UBUS	0.09	0.04
tblVehicleEF	UBUS	9.80	26.99
tblVehicleEF	UBUS	14.43	2.71
tblVehicleEF	UBUS	1,861.83	1,847.22
tblVehicleEF	UBUS	135.15	32.09
tblVehicleEF	UBUS	6.31	0.39
tblVehicleEF	UBUS	13.74	0.28
tblVehicleEF	UBUS	0.52	0.10
tblVehicleEF	UBUS	0.01	0.02
tblVehicleEF	UBUS	0.07	2.6230e-003
tblVehicleEF	UBUS	1.3790e-003	2.3500e-004
tblVehicleEF	UBUS	0.22	0.04

tblVehicleEF	UBUS	3.0000e-003	5.4850e-003
tblVehicleEF	UBUS	0.07	2.4900e-003
tblVehicleEF	UBUS	1.2680e-003	2.1600e-004
tblVehicleEF	UBUS	9.6690e-003	2.4060e-003
tblVehicleEF	UBUS	0.15	0.02
tblVehicleEF	UBUS	4.2700e-003	8.2100e-004
tblVehicleEF	UBUS	0.66	0.06
tblVehicleEF	UBUS	0.03	0.11
tblVehicleEF	UBUS	1.17	0.16
tblVehicleEF	UBUS	0.01	6.5550e-003
tblVehicleEF	UBUS	1.6140e-003	3.1800e-004
tblVehicleEF	UBUS	9.6690e-003	2.4060e-003
tblVehicleEF	UBUS	0.15	0.02
tblVehicleEF	UBUS	4.2700e-003	8.2100e-004
tblVehicleEF	UBUS	2.68	3.59
tblVehicleEF	UBUS	0.03	0.11
tblVehicleEF	UBUS	1.28	0.18
tblVehicleTrips	CC_TL	7.30	0.00
tblVehicleTrips	CC_TL	7.30	0.00
tblVehicleTrips	CC_TL	7.30	0.00
tblVehicleTrips	CC_TL	7.30	0.00
tblVehicleTrips	CC_TL	7.30	0.00
tblVehicleTrips	CC_TTP	28.00	0.00
tblVehicleTrips	CNW_TL	7.30	0.00
tblVehicleTrips	CNW_TL	7.30	0.00
tblVehicleTrips	CNW_TL	7.30	0.00
tblVehicleTrips	CNW_TL	7.30	0.00

tblVehicleTrips	CNW_TL	7.30	0.00
tblVehicleTrips	CNW_TTP	13.00	0.00
tblVehicleTrips	CNW_TTP	41.00	0.00
tblVehicleTrips	CW_TL	9.50	0.00
tblVehicleTrips	CW_TL	9.50	0.00
tblVehicleTrips	CW_TL	9.50	0.00
tblVehicleTrips	CW_TL	9.50	0.00
tblVehicleTrips	CW_TL	9.50	0.00
tblVehicleTrips	CW_TTP	59.00	0.00
tblVehicleTrips	CW_TTP	59.00	0.00
tblVehicleTrips	DV_TP	5.00	0.00
tblVehicleTrips	DV_TP	5.00	0.00
tblVehicleTrips	PB_TP	3.00	0.00
tblVehicleTrips	PB_TP	3.00	0.00
tblVehicleTrips	PR_TP	92.00	0.00
tblVehicleTrips	PR_TP	92.00	0.00
tblVehicleTrips	ST_TR	1.32	0.00
tblVehicleTrips	ST_TR	1.68	0.00
tblVehicleTrips	SU_TR	0.68	0.00
tblVehicleTrips	SU_TR	1.68	0.00
tblVehicleTrips	WD_TR	6.97	0.00
tblVehicleTrips	WD_TR	1.68	0.00
tblWater	IndoorWaterUseRate	319,999,125.00	0.00
tblWater	IndoorWaterUseRate	546,131,562.50	0.00

2.0 Emissions Summary

2.1 Overall Construction (Maximum Daily Emission)

Unmitigated Construction

	ROG	NOx	CO	SO2	Fugitive PM10	Exhaust PM10	PM10 Total	Fugitive PM2.5	Exhaust PM2.5	PM2.5 Total	Bio- CO2	NBio- CO2	Total CO2	CH4	N2O	CO2e
Year	lb/day										lb/day					
2021	52.2276	126.7151	144.4130	0.4839	39.4241	3.9728	41.4696	12.2601	3.6550	14.1419	0.0000	48,984.3707	48,984.3707	3.9428	0.0000	49,082.9397
Maximum	**52.2276**	**126.7151**	**144.4130**	**0.4839**	**39.4241**	**3.9728**	**41.4696**	**12.2601**	**3.6550**	**14.1419**	**0.0000**	**48,984.3707**	**48,984.3707**	**3.9428**	**0.0000**	**49,082.9397**

Mitigated Construction

	ROG	NOx	CO	SO2	Fugitive PM10	Exhaust PM10	PM10 Total	Fugitive PM2.5	Exhaust PM2.5	PM2.5 Total	Bio- CO2	NBio- CO2	Total CO2	CH4	N2O	CO2e
Year	lb/day										lb/day					
2021	52.2276	126.7151	144.4130	0.4839	39.4241	3.9728	41.4696	12.2601	3.6550	14.1419	0.0000	48,984.3707	48,984.3707	3.9428	0.0000	49,082.9397
Maximum	**52.2276**	**126.7151**	**144.4130**	**0.4839**	**39.4241**	**3.9728**	**41.4696**	**12.2601**	**3.6550**	**14.1419**	**0.0000**	**48,984.3707**	**48,984.3707**	**3.9428**	**0.0000**	**49,082.9397**

	ROG	**NOx**	**CO**	**SO2**	**Fugitive PM10**	**Exhaust PM10**	**PM10 Total**	**Fugitive PM2.5**	**Exhaust PM2.5**	**PM2.5 Total**	**Bio- CO2**	**NBio-CO2**	**Total CO2**	**CH4**	**N20**	**CO2e**
Percent Reduction	**0.00**	**0.00**	**0.00**	**0.00**	**0.00**	**0.00**	**0.00**	**0.00**	**0.00**	**0.00**	**0.00**	**0.00**	**0.00**	**0.00**	**0.00**	**0.00**

2.2 Overall Operational

Unmitigated Operational

	ROG	NOx	CO	SO2	Fugitive PM10	Exhaust PM10	PM10 Total	Fugitive PM2.5	Exhaust PM2.5	PM2.5 Total	Bio- CO2	NBio- CO2	Total CO2	CH4	N2O	CO2e
Category	lb/day										lb/day					
Area	106.6056	8.9000e-003	0.9701	7.0000e-005		3.4700e-003	3.4700e-003		3.4700e-003	3.4700e-003		2.0713	2.0713	5.5000e-003		2.2088
Energy	0.0000	0.0000	0.0000	0.0000		0.0000	0.0000		0.0000	0.0000		0.0000	0.0000	0.0000	0.0000	0.0000
Mobile	0.0000	0.0000	0.0000	0.0000	0.0000	0.0000	0.0000	0.0000	0.0000	0.0000		0.0000	0.0000	0.0000		0.0000
Total	**106.6056**	**8.9000e-003**	**0.9701**	**7.0000e-005**	**0.0000**	**3.4700e-003**	**3.4700e-003**	**0.0000**	**3.4700e-003**	**3.4700e-003**		**2.0713**	**2.0713**	**5.5000e-003**	**0.0000**	**2.2088**

Mitigated Operational

	ROG	NOx	CO	SO2	Fugitive PM10	Exhaust PM10	PM10 Total	Fugitive PM2.5	Exhaust PM2.5	PM2.5 Total	Bio- CO2	NBio- CO2	Total CO2	CH4	N2O	CO2e
Category	lb/day										lb/day					
Area	106.6056	8.9000e-003	0.9701	7.0000e-005		3.4700e-003	3.4700e-003		3.4700e-003	3.4700e-003		2.0713	2.0713	5.5000e-003		2.2088
Energy	0.0000	0.0000	0.0000	0.0000		0.0000	0.0000		0.0000	0.0000		0.0000	0.0000	0.0000	0.0000	0.0000
Mobile	0.0000	0.0000	0.0000	0.0000	0.0000	0.0000	0.0000	0.0000	0.0000	0.0000		0.0000	0.0000	0.0000		0.0000
Total	**106.6056**	**8.9000e-003**	**0.9701**	**7.0000e-005**	**0.0000**	**3.4700e-003**	**3.4700e-003**	**0.0000**	**3.4700e-003**	**3.4700e-003**		**2.0713**	**2.0713**	**5.5000e-003**	**0.0000**	**2.2088**

	ROG	NOx	CO	SO2	Fugitive PM10	Exhaust PM10	PM10 Total	Fugitive PM2.5	Exhaust PM2.5	PM2.5 Total	Bio- CO2	NBio-CO2	Total CO2	CH4	N20	CO2e
Percent Reduction	**0.00**	**0.00**	**0.00**	**0.00**	**0.00**	**0.00**	**0.00**	**0.00**	**0.00**	**0.00**	**0.00**	**0.00**	**0.00**	**0.00**	**0.00**	**0.00**

3.0 Construction Detail

Construction Phase

Phase Number	Phase Name	Phase Type	Start Date	End Date	Num Days Week	Num Days	Phase Description
1	Site Preparation	Site Preparation	1/4/2021	1/29/2021	5	20	
2	Grading	Grading	1/30/2021	3/12/2021	5	30	
3	Building Construction	Building Construction	3/13/2021	11/19/2021	5	180	
4	Architectural Coating	Architectural Coating	4/24/2021	11/19/2021	5	150	
5	Paving	Paving	7/3/2021	11/19/2021	5	100	

Acres of Grading (Site Preparation Phase): 400

Acres of Grading (Grading Phase): 600

Acres of Paving: 108.81

Residential Indoor: 0; Residential Outdoor: 0; Non-Residential Indoor: 5,618,144; Non-Residential Outdoor: 1,872,715; Striped Parking Area: 284,416 (Architectural Coating – sqft)

OffRoad Equipment

Phase Name	Offroad Equipment Type	Amount	Usage Hours	Horse Power	Load Factor
Site Preparation	Rubber Tired Dozers	3	8.00	247	0.40
Site Preparation	Tractors/Loaders/Backhoes	4	8.00	97	0.37
Grading	Excavators	4	8.00	158	0.38
Grading	Graders	2	8.00	187	0.41
Grading	Rubber Tired Dozers	2	8.00	247	0.40
Grading	Scrapers	4	8.00	367	0.48
Grading	Tractors/Loaders/Backhoes	4	8.00	97	0.37
Building Construction	Cranes	2	8.00	231	0.29
Building Construction	Forklifts	6	8.00	89	0.20
Building Construction	Generator Sets	2	8.00	84	0.74
Building Construction	Tractors/Loaders/Backhoes	6	8.00	97	0.37
Building Construction	Welders	2	8.00	46	0.45
Paving	Pavers	2	8.00	130	0.42
Paving	Paving Equipment	2	8.00	132	0.36
Paving	Rollers	2	8.00	80	0.38
Architectural Coating	Air Compressors	1	8.00	78	0.48

Trips and VMT

Phase Name	Offroad Equipment Count	Worker Trip Number	Vendor Trip Number	Hauling Trip Number	Worker Trip Length	Vendor Trip Length	Hauling Trip Length	Worker Vehicle Class	Vendor Vehicle Class	Hauling Vehicle Class
Site Preparation	7	18.00	0.00	0.00	10.80	7.30	20.00	LD_Mix	HDT_Mix	HHDT
Grading	16	40.00	0.00	0.00	10.80	7.30	20.00	LD_Mix	HDT_Mix	HHDT
Building Construction	18	1,782.00	696.00	0.00	10.80	7.30	20.00	LD_Mix	HDT_Mix	HHDT
Paving	6	15.00	0.00	0.00	10.80	7.30	20.00	LD_Mix	HDT_Mix	HHDT
Architectural Coating	1	713.00	0.00	0.00	10.80	7.30	20.00	LD_Mix	HDT_Mix	HHDT

3.1 Mitigation Measures Construction

3.2 Site Preparation - 2021

Unmitigated Construction On-Site

	ROG	NOx	CO	SO2	Fugitive PM10	Exhaust PM10	PM10 Total	Fugitive PM2.5	Exhaust PM2.5	PM2.5 Total	Bio- CO2	NBio- CO2	Total CO2	CH4	N2O	CO2e
Category	lb/day										lb/day					
Fugitive Dust					39.2763	0.0000	39.2763	12.2209	0.0000	12.2209			0.0000			0.0000
Off-Road	3.8882	40.4971	21.1543	0.0380		2.0445	2.0445		1.8809	1.8809		3,685.6569	3,685.6569	1.1920		3,715.4573
Total	**3.8882**	**40.4971**	**21.1543**	**0.0380**	**39.2763**	**2.0445**	**41.3207**	**12.2209**	**1.8809**	**14.1018**		**3,685.6569**	**3,685.6569**	**1.1920**		**3,715.4573**

Unmitigated Construction Off-Site

	ROG	NOx	CO	SO2	Fugitive PM10	Exhaust PM10	PM10 Total	Fugitive PM2.5	Exhaust PM2.5	PM2.5 Total	Bio- CO2	NBio- CO2	Total CO2	CH4	N2O	CO2e
Category	lb/day										lb/day					
Hauling	0.0000	0.0000	0.0000	0.0000	0.0000	0.0000	0.0000	0.0000	0.0000	0.0000		0.0000	0.0000	0.0000		0.0000
Vendor	0.0000	0.0000	0.0000	0.0000	0.0000	0.0000	0.0000	0.0000	0.0000	0.0000		0.0000	0.0000	0.0000		0.0000
Worker	0.0743	0.0430	0.5672	1.4600e-003	0.1479	9.8000e-004	0.1488	0.0392	9.0000e-004	0.0401		145.7541	145.7541	4.2200e-003		145.8597
Total	**0.0743**	**0.0430**	**0.5672**	**1.4600e-003**	**0.1479**	**9.8000e-004**	**0.1488**	**0.0392**	**9.0000e-004**	**0.0401**		**145.7541**	**145.7541**	**4.2200e-003**		**145.8597**

3.2 Site Preparation - 2021

Mitigated Construction On-Site

	ROG	NOx	CO	SO2	Fugitive PM10	Exhaust PM10	PM10 Total	Fugitive PM2.5	Exhaust PM2.5	PM2.5 Total	Bio- CO2	NBio- CO2	Total CO2	CH4	N2O	CO2e
Category	lb/day										lb/day					
Fugitive Dust					39.2763	0.0000	39.2763	12.2209	0.0000	12.2209			0.0000			0.0000
Off-Road	3.8882	40.4971	21.1543	0.0380		2.0445	2.0445		1.8809	1.8809	0.0000	3,685.6569	3,685.6569	1.1920		3,715.4573
Total	**3.8882**	**40.4971**	**21.1543**	**0.0380**	**39.2763**	**2.0445**	**41.3207**	**12.2209**	**1.8809**	**14.1018**	**0.0000**	**3,685.6569**	**3,685.6569**	**1.1920**		**3,715.4573**

Mitigated Construction Off-Site

	ROG	NOx	CO	SO2	Fugitive PM10	Exhaust PM10	PM10 Total	Fugitive PM2.5	Exhaust PM2.5	PM2.5 Total	Bio- CO2	NBio- CO2	Total CO2	CH4	N2O	CO2e
Category	lb/day										lb/day					
Hauling	0.0000	0.0000	0.0000	0.0000	0.0000	0.0000	0.0000	0.0000	0.0000	0.0000		0.0000	0.0000	0.0000		0.0000
Vendor	0.0000	0.0000	0.0000	0.0000	0.0000	0.0000	0.0000	0.0000	0.0000	0.0000		0.0000	0.0000	0.0000		0.0000
Worker	0.0743	0.0430	0.5672	1.4600e-003	0.1479	9.8000e-004	0.1488	0.0392	9.0000e-004	0.0401		145.7541	145.7541	4.2200e-003		145.8597
Total	**0.0743**	**0.0430**	**0.5672**	**1.4600e-003**	**0.1479**	**9.8000e-004**	**0.1488**	**0.0392**	**9.0000e-004**	**0.0401**		**145.7541**	**145.7541**	**4.2200e-003**		**145.8597**

3.3 Grading - 2021

Unmitigated Construction On-Site

	ROG	NOx	CO	SO2	Fugitive PM10	Exhaust PM10	PM10 Total	Fugitive PM2.5	Exhaust PM2.5	PM2.5 Total	Bio- CO2	NBio- CO2	Total CO2	CH4	N2O	CO2e
Category	lb/day										lb/day					
Fugitive Dust					33.2542	0.0000	33.2542	8.9106	0.0000	8.9106			0.0000			0.0000
Off-Road	8.3824	92.7997	61.7569	0.1240		3.9707	3.9707		3.6530	3.6530		12,014.0869	12,014.0869	3.8856		12,111.2269
Total	**8.3824**	**92.7997**	**61.7569**	**0.1240**	**33.2542**	**3.9707**	**37.2249**	**8.9106**	**3.6530**	**12.5637**		**12,014.0869**	**12,014.0869**	**3.8856**		**12,111.2269**

Unmitigated Construction Off-Site

	ROG	NOx	CO	SO2	Fugitive PM10	Exhaust PM10	PM10 Total	Fugitive PM2.5	Exhaust PM2.5	PM2.5 Total	Bio- CO2	NBio- CO2	Total CO2	CH4	N2O	CO2e
Category	lb/day										lb/day					
Hauling	0.0000	0.0000	0.0000	0.0000	0.0000	0.0000	0.0000	0.0000	0.0000	0.0000		0.0000	0.0000	0.0000		0.0000
Vendor	0.0000	0.0000	0.0000	0.0000	0.0000	0.0000	0.0000	0.0000	0.0000	0.0000		0.0000	0.0000	0.0000		0.0000
Worker	0.1651	0.0957	1.2604	3.2500e-003	0.3286	2.1700e-003	0.3308	0.0872	2.0000e-003	0.0892		323.8980	323.8980	9.3800e-003		324.1326
Total	**0.1651**	**0.0957**	**1.2604**	**3.2500e-003**	**0.3286**	**2.1700e-003**	**0.3308**	**0.0872**	**2.0000e-003**	**0.0892**		**323.8980**	**323.8980**	**9.3800e-003**		**324.1326**

3.3 Grading - 2021

Mitigated Construction On-Site

	ROG	NOx	CO	SO2	Fugitive PM10	Exhaust PM10	PM10 Total	Fugitive PM2.5	Exhaust PM2.5	PM2.5 Total	Bio- CO2	NBio- CO2	Total CO2	CH4	N2O	CO2e
Category	lb/day										lb/day					
Fugitive Dust					33.2542	0.0000	33.2542	8.9106	0.0000	8.9106			0.0000			0.0000
Off-Road	8.3824	92.7997	61.7569	0.1240		3.9707	3.9707		3.6530	3.6530	0.0000	12,014.0869	12,014.0869	3.8856		12,111.2268
Total	**8.3824**	**92.7997**	**61.7569**	**0.1240**	**33.2542**	**3.9707**	**37.2249**	**8.9106**	**3.6530**	**12.5637**	**0.0000**	**12,014.0869**	**12,014.0869**	**3.8856**		**12,111.2268**

Mitigated Construction Off-Site

	ROG	NOx	CO	SO2	Fugitive PM10	Exhaust PM10	PM10 Total	Fugitive PM2.5	Exhaust PM2.5	PM2.5 Total	Bio- CO2	NBio- CO2	Total CO2	CH4	N2O	CO2e
Category	lb/day										lb/day					
Hauling	0.0000	0.0000	0.0000	0.0000	0.0000	0.0000	0.0000	0.0000	0.0000	0.0000		0.0000	0.0000	0.0000		0.0000
Vendor	0.0000	0.0000	0.0000	0.0000	0.0000	0.0000	0.0000	0.0000	0.0000	0.0000		0.0000	0.0000	0.0000		0.0000
Worker	0.1651	0.0957	1.2604	3.2500e-003	0.3286	2.1700e-003	0.3308	0.0872	2.0000e-003	0.0892		323.8980	323.8980	9.3800e-003		324.1326
Total	**0.1651**	**0.0957**	**1.2604**	**3.2500e-003**	**0.3286**	**2.1700e-003**	**0.3308**	**0.0872**	**2.0000e-003**	**0.0892**		**323.8980**	**323.8980**	**9.3800e-003**		**324.1326**

3.4 Building Construction - 2021

Unmitigated Construction On-Site

	ROG	NOx	CO	SO2	Fugitive PM10	Exhaust PM10	PM10 Total	Fugitive PM2.5	Exhaust PM2.5	PM2.5 Total	Bio- CO2	NBio- CO2	Total CO2	CH4	N2O	CO2e
Category	lb/day										lb/day					
Off-Road	4.0455	37.4984	35.3413	0.0576		2.0503	2.0503		1.9250	1.9250		5,472.0876	5,472.0876	1.3502		5,505.8424
Total	**4.0455**	**37.4984**	**35.3413**	**0.0576**		**2.0503**	**2.0503**		**1.9250**	**1.9250**		**5,472.0876**	**5,472.0876**	**1.3502**		**5,505.8424**

Unmitigated Construction Off-Site

	ROG	NOx	CO	SO2	Fugitive PM10	Exhaust PM10	PM10 Total	Fugitive PM2.5	Exhaust PM2.5	PM2.5 Total	Bio- CO2	NBio- CO2	Total CO2	CH4	N2O	CO2e
Category	lb/day										lb/day					
Hauling	0.0000	0.0000	0.0000	0.0000	0.0000	0.0000	0.0000	0.0000	0.0000	0.0000		0.0000	0.0000	0.0000		0.0000
Vendor	1.8457	68.2595	12.9059	0.1953	4.7150	0.1211	4.8361	1.3575	0.1158	1.4733		20,605.2099	20,605.2099	1.2641		20,636.8131
Worker	7.3554	4.2614	56.1502	0.1449	14.6387	0.0967	14.7354	3.8829	0.0890	3.9719		14,429.6551	14,429.6551	0.4180		14,440.1062
Total	**9.2011**	**72.5209**	**69.0561**	**0.3403**	**19.3537**	**0.2177**	**19.5715**	**5.2404**	**0.2048**	**5.4452**		**35,034.8650**	**35,034.8650**	**1.6822**		**35,076.9193**

3.4 Building Construction - 2021

Mitigated Construction On-Site

	ROG	NOx	CO	SO2	Fugitive PM10	Exhaust PM10	PM10 Total	Fugitive PM2.5	Exhaust PM2.5	PM2.5 Total	Bio- CO2	NBio- CO2	Total CO2	CH4	N2O	CO2e
Category	lb/day										lb/day					
Off-Road	4.0455	37.4984	35.3413	0.0576		2.0503	2.0503		1.9250	1.9250	0.0000	5,472.0875	5,472.0875	1.3502		5,505.8424
Total	**4.0455**	**37.4984**	**35.3413**	**0.0576**		**2.0503**	**2.0503**		**1.9250**	**1.9250**	**0.0000**	**5,472.0875**	**5,472.0875**	**1.3502**		**5,505.8424**

Mitigated Construction Off-Site

	ROG	NOx	CO	SO2	Fugitive PM10	Exhaust PM10	PM10 Total	Fugitive PM2.5	Exhaust PM2.5	PM2.5 Total	Bio- CO2	NBio- CO2	Total CO2	CH4	N2O	CO2e
Category	lb/day										lb/day					
Hauling	0.0000	0.0000	0.0000	0.0000	0.0000	0.0000	0.0000	0.0000	0.0000	0.0000		0.0000	0.0000	0.0000		0.0000
Vendor	1.8457	68.2595	12.9059	0.1953	4.7150	0.1211	4.8361	1.3575	0.1158	1.4733		20,605.2099	20,605.2099	1.2641		20,636.8131
Worker	7.3554	4.2614	56.1502	0.1449	14.6387	0.0967	14.7354	3.8829	0.0890	3.9719		14,429.6551	14,429.6551	0.4180		14,440.1062
Total	**9.2011**	**72.5209**	**69.0561**	**0.3403**	**19.3537**	**0.2177**	**19.5715**	**5.2404**	**0.2048**	**5.4452**		**35,034.8650**	**35,034.8650**	**1.6822**		**35,076.9193**

3.5 Architectural Coating - 2021

Unmitigated Construction On-Site

	ROG	NOx	CO	SO2	Fugitive PM10	Exhaust PM10	PM10 Total	Fugitive PM2.5	Exhaust PM2.5	PM2.5 Total	Bio- CO2	NBio- CO2	Total CO2	CH4	N2O	CO2e
Category	lb/day										lb/day					
Archit. Coating	31.9352					0.0000	0.0000		0.0000	0.0000			0.0000			0.0000
Off-Road	0.2919	2.0358	2.4234	3.9600e-003		0.1255	0.1255		0.1255	0.1255		375.2641	375.2641	0.0258		375.9079
Total	**32.2271**	**2.0358**	**2.4234**	**3.9600e-003**		**0.1255**	**0.1255**		**0.1255**	**0.1255**		**375.2641**	**375.2641**	**0.0258**		**375.9079**

Unmitigated Construction Off-Site

	ROG	NOx	CO	SO2	Fugitive PM10	Exhaust PM10	PM10 Total	Fugitive PM2.5	Exhaust PM2.5	PM2.5 Total	Bio- CO2	NBio- CO2	Total CO2	CH4	N2O	CO2e
Category	lb/day										lb/day					
Hauling	0.0000	0.0000	0.0000	0.0000	0.0000	0.0000	0.0000	0.0000	0.0000	0.0000		0.0000	0.0000	0.0000		0.0000
Vendor	0.0000	0.0000	0.0000	0.0000	0.0000	0.0000	0.0000	0.0000	0.0000	0.0000		0.0000	0.0000	0.0000		0.0000
Worker	2.9430	1.7050	22.4664	0.0580	5.8571	0.0387	5.8958	1.5536	0.0356	1.5892		5,773.4815	5,773.4815	0.1673		5,777.6631
Total	**2.9430**	**1.7050**	**22.4664**	**0.0580**	**5.8571**	**0.0387**	**5.8958**	**1.5536**	**0.0356**	**1.5892**		**5,773.4815**	**5,773.4815**	**0.1673**		**5,777.6631**

3.5 Architectural Coating - 2021

Mitigated Construction On-Site

	ROG	NOx	CO	SO2	Fugitive PM10	Exhaust PM10	PM10 Total	Fugitive PM2.5	Exhaust PM2.5	PM2.5 Total	Bio- CO2	NBio- CO2	Total CO2	CH4	N2O	CO2e
Category	lb/day										lb/day					
Archit. Coating	31.9352					0.0000	0.0000		0.0000	0.0000			0.0000			0.0000
Off-Road	0.2919	2.0358	2.4234	3.9600e-003		0.1255	0.1255		0.1255	0.1255	0.0000	375.2641	375.2641	0.0258		375.9079
Total	**32.2271**	**2.0358**	**2.4234**	**3.9600e-003**		**0.1255**	**0.1255**		**0.1255**	**0.1255**	**0.0000**	**375.2641**	**375.2641**	**0.0258**		**375.9079**

Mitigated Construction Off-Site

	ROG	NOx	CO	SO2	Fugitive PM10	Exhaust PM10	PM10 Total	Fugitive PM2.5	Exhaust PM2.5	PM2.5 Total	Bio- CO2	NBio- CO2	Total CO2	CH4	N2O	CO2e
Category	lb/day										lb/day					
Hauling	0.0000	0.0000	0.0000	0.0000	0.0000	0.0000	0.0000	0.0000	0.0000	0.0000		0.0000	0.0000	0.0000		0.0000
Vendor	0.0000	0.0000	0.0000	0.0000	0.0000	0.0000	0.0000	0.0000	0.0000	0.0000		0.0000	0.0000	0.0000		0.0000
Worker	2.9430	1.7050	22.4664	0.0580	5.8571	0.0387	5.8958	1.5536	0.0356	1.5892		5,773.4815	5,773.4815	0.1673		5,777.6631
Total	**2.9430**	**1.7050**	**22.4664**	**0.0580**	**5.8571**	**0.0387**	**5.8958**	**1.5536**	**0.0356**	**1.5892**		**5,773.4815**	**5,773.4815**	**0.1673**		**5,777.6631**

3.6 Paving - 2021

Unmitigated Construction On-Site

	ROG	NOx	CO	SO2	Fugitive PM10	Exhaust PM10	PM10 Total	Fugitive PM2.5	Exhaust PM2.5	PM2.5 Total	Bio- CO2	NBio- CO2	Total CO2	CH4	N2O	CO2e
Category	lb/day										lb/day					
Off-Road	1.2556	12.9191	14.6532	0.0228		0.6777	0.6777		0.6235	0.6235		2,207.2109	2,207.2109	0.7139		2,225.0573
Paving	2.4935					0.0000	0.0000		0.0000	0.0000			0.0000			0.0000
Total	**3.7490**	**12.9191**	**14.6532**	**0.0228**		**0.6777**	**0.6777**		**0.6235**	**0.6235**		**2,207.2109**	**2,207.2109**	**0.7139**		**2,225.0573**

Unmitigated Construction Off-Site

	ROG	NOx	CO	SO2	Fugitive PM10	Exhaust PM10	PM10 Total	Fugitive PM2.5	Exhaust PM2.5	PM2.5 Total	Bio- CO2	NBio- CO2	Total CO2	CH4	N2O	CO2e
Category	lb/day										lb/day					
Hauling	0.0000	0.0000	0.0000	0.0000	0.0000	0.0000	0.0000	0.0000	0.0000	0.0000		0.0000	0.0000	0.0000		0.0000
Vendor	0.0000	0.0000	0.0000	0.0000	0.0000	0.0000	0.0000	0.0000	0.0000	0.0000		0.0000	0.0000	0.0000		0.0000
Worker	0.0619	0.0359	0.4726	1.2200e-003	0.1232	8.1000e-004	0.1240	0.0327	7.5000e-004	0.0334		121.4617	121.4617	3.5200e-003		121.5497
Total	**0.0619**	**0.0359**	**0.4726**	**1.2200e-003**	**0.1232**	**8.1000e-004**	**0.1240**	**0.0327**	**7.5000e-004**	**0.0334**		**121.4617**	**121.4617**	**3.5200e-003**		**121.5497**

3.6 Paving - 2021

Mitigated Construction On-Site

	ROG	NOx	CO	SO2	Fugitive PM10	Exhaust PM10	PM10 Total	Fugitive PM2.5	Exhaust PM2.5	PM2.5 Total	Bio- CO2	NBio- CO2	Total CO2	CH4	N2O	CO2e
Category	lb/day										lb/day					
Off-Road	1.2556	12.9191	14.6532	0.0228		0.6777	0.6777		0.6235	0.6235	0.0000	2,207.2109	2,207.2109	0.7139		2,225.0573
Paving	2.4935					0.0000	0.0000		0.0000	0.0000			0.0000			0.0000
Total	**3.7490**	**12.9191**	**14.6532**	**0.0228**		**0.6777**	**0.6777**		**0.6235**	**0.6235**	**0.0000**	**2,207.2109**	**2,207.2109**	**0.7139**		**2,225.0573**

Mitigated Construction Off-Site

	ROG	NOx	CO	SO2	Fugitive PM10	Exhaust PM10	PM10 Total	Fugitive PM2.5	Exhaust PM2.5	PM2.5 Total	Bio- CO2	NBio- CO2	Total CO2	CH4	N2O	CO2e
Category	lb/day										lb/day					
Hauling	0.0000	0.0000	0.0000	0.0000	0.0000	0.0000	0.0000	0.0000	0.0000	0.0000		0.0000	0.0000	0.0000		0.0000
Vendor	0.0000	0.0000	0.0000	0.0000	0.0000	0.0000	0.0000	0.0000	0.0000	0.0000		0.0000	0.0000	0.0000		0.0000
Worker	0.0619	0.0359	0.4726	1.2200e-003	0.1232	8.1000e-004	0.1240	0.0327	7.5000e-004	0.0334		121.4617	121.4617	3.5200e-003		121.5497
Total	**0.0619**	**0.0359**	**0.4726**	**1.2200e-003**	**0.1232**	**8.1000e-004**	**0.1240**	**0.0327**	**7.5000e-004**	**0.0334**		**121.4617**	**121.4617**	**3.5200e-003**		**121.5497**

4.0 Operational Detail - Mobile

4.1 Mitigation Measures Mobile

	ROG	NOx	CO	SO2	Fugitive PM10	Exhaust PM10	PM10 Total	Fugitive PM2.5	Exhaust PM2.5	PM2.5 Total	Bio- CO2	NBio- CO2	Total CO2	CH4	N2O	CO2e
Category	lb/day										lb/day					
Mitigated	0.0000	0.0000	0.0000	0.0000	0.0000	0.0000	0.0000	0.0000	0.0000	0.0000		0.0000	0.0000	0.0000		0.0000
Unmitigated	0.0000	0.0000	0.0000	0.0000	0.0000	0.0000	0.0000	0.0000	0.0000	0.0000		0.0000	0.0000	0.0000		0.0000

4.2 Trip Summary Information

	Average Daily Trip Rate			Unmitigated	Mitigated
Land Use	Weekday	Saturday	Sunday	Annual VMT	Annual VMT
General Light Industry	0.00	0.00	0.00		
Other Asphalt Surfaces	0.00	0.00	0.00		
Other Non-Asphalt Surfaces	0.00	0.00	0.00		
Parking Lot	0.00	0.00	0.00		
Unrefrigerated Warehouse-No Rail	0.00	0.00	0.00		
Total	0.00	0.00	0.00		

4.3 Trip Type Information

	Miles			Trip %			Trip Purpose %		
Land Use	H-W or C-W	H-S or C-C	H-O or C-NW	H-W or C-W	H-S or C-C	H-O or C-NW	Primary	Diverted	Pass-by
General Light Industry	0.00	0.00	0.00	0.00	0.00	0.00	0	0	0
Other Asphalt Surfaces	0.00	0.00	0.00	0.00	0.00	0.00	0	0	0
Other Non-Asphalt Surfaces	0.00	0.00	0.00	0.00	0.00	0.00	0	0	0
Parking Lot	0.00	0.00	0.00	0.00	0.00	0.00	0	0	0
Unrefrigerated Warehouse-No	0.00	0.00	0.00	0.00	0.00	0.00	0	0	0

4.4 Fleet Mix

Land Use	LDA	LDT1	LDT2	MDV	LHD1	LHD2	MHD	HHD	OBUS	UBUS	MCY	SBUS	MH
General Light Industry	0.549952	0.037123	0.179649	0.119457	0.017229	0.005267	0.017877	0.062669	0.001348	0.001607	0.006000	0.000812	0.001010
Other Asphalt Surfaces	0.549952	0.037123	0.179649	0.119457	0.017229	0.005267	0.017877	0.062669	0.001348	0.001607	0.006000	0.000812	0.001010
Other Non-Asphalt Surfaces	0.549952	0.037123	0.179649	0.119457	0.017229	0.005267	0.017877	0.062669	0.001348	0.001607	0.006000	0.000812	0.001010
Parking Lot	0.549952	0.037123	0.179649	0.119457	0.017229	0.005267	0.017877	0.062669	0.001348	0.001607	0.006000	0.000812	0.001010
Unrefrigerated Warehouse-No Rail	0.549952	0.037123	0.179649	0.119457	0.017229	0.005267	0.017877	0.062669	0.001348	0.001607	0.006000	0.000812	0.001010

5.0 Energy Detail

Historical Energy Use: N

5.1 Mitigation Measures Energy

	ROG	NOx	CO	SO2	Fugitive PM10	Exhaust PM10	PM10 Total	Fugitive PM2.5	Exhaust PM2.5	PM2.5 Total	Bio- CO2	NBio- CO2	Total CO2	CH4	N2O	CO2e
Category	lb/day										lb/day					
NaturalGas Mitigated	0.0000	0.0000	0.0000	0.0000		0.0000	0.0000		0.0000	0.0000		0.0000	0.0000	0.0000	0.0000	0.0000
NaturalGas Unmitigated	0.0000	0.0000	0.0000	0.0000		0.0000	0.0000		0.0000	0.0000		0.0000	0.0000	0.0000	0.0000	0.0000

5.2 Energy by Land Use - NaturalGas

Unmitigated

	NaturalGas Use	ROG	NOx	CO	SO2	Fugitive PM10	Exhaust PM10	PM10 Total	Fugitive PM2.5	Exhaust PM2.5	PM2.5 Total	Bio- CO2	NBio- CO2	Total CO2	CH4	N2O	CO2e
Land Use	kBTU/yr	lb/day										lb/day					
General Light Industry	0	0.0000	0.0000	0.0000	0.0000		0.0000	0.0000		0.0000	0.0000		0.0000	0.0000	0.0000	0.0000	0.0000
Other Asphalt Surfaces	0	0.0000	0.0000	0.0000	0.0000		0.0000	0.0000		0.0000	0.0000		0.0000	0.0000	0.0000	0.0000	0.0000
Other Non-Asphalt Surfaces	0	0.0000	0.0000	0.0000	0.0000		0.0000	0.0000		0.0000	0.0000		0.0000	0.0000	0.0000	0.0000	0.0000
Parking Lot	0	0.0000	0.0000	0.0000	0.0000		0.0000	0.0000		0.0000	0.0000		0.0000	0.0000	0.0000	0.0000	0.0000
Unrefrigerated Warehouse-No Rail	0	0.0000	0.0000	0.0000	0.0000		0.0000	0.0000		0.0000	0.0000		0.0000	0.0000	0.0000	0.0000	0.0000
Total		**0.0000**	**0.0000**	**0.0000**	**0.0000**		**0.0000**	**0.0000**		**0.0000**	**0.0000**		**0.0000**	**0.0000**	**0.0000**	**0.0000**	**0.0000**

5.2 Energy by Land Use - NaturalGas

Mitigated

	NaturalGas Use	ROG	NOx	CO	SO2	Fugitive PM10	Exhaust PM10	PM10 Total	Fugitive PM2.5	Exhaust PM2.5	PM2.5 Total	Bio- CO2	NBio- CO2	Total CO2	CH4	N2O	CO2e
Land Use	kBTU/yr	lb/day										lb/day					
General Light Industry	0	0.0000	0.0000	0.0000	0.0000		0.0000	0.0000		0.0000	0.0000		0.0000	0.0000	0.0000	0.0000	0.0000
Other Asphalt Surfaces	0	0.0000	0.0000	0.0000	0.0000		0.0000	0.0000		0.0000	0.0000		0.0000	0.0000	0.0000	0.0000	0.0000
Other Non-Asphalt Surfaces	0	0.0000	0.0000	0.0000	0.0000		0.0000	0.0000		0.0000	0.0000		0.0000	0.0000	0.0000	0.0000	0.0000
Parking Lot	0	0.0000	0.0000	0.0000	0.0000		0.0000	0.0000		0.0000	0.0000		0.0000	0.0000	0.0000	0.0000	0.0000
Unrefrigerated Warehouse-No Rail	0	0.0000	0.0000	0.0000	0.0000		0.0000	0.0000		0.0000	0.0000		0.0000	0.0000	0.0000	0.0000	0.0000
Total		**0.0000**	**0.0000**	**0.0000**	**0.0000**		**0.0000**	**0.0000**		**0.0000**	**0.0000**		**0.0000**	**0.0000**	**0.0000**	**0.0000**	**0.0000**

6.0 Area Detail

6.1 Mitigation Measures Area

	ROG	NOx	CO	SO2	Fugitive PM10	Exhaust PM10	PM10 Total	Fugitive PM2.5	Exhaust PM2.5	PM2.5 Total	Bio- CO2	NBio- CO2	Total CO2	CH4	N2O	CO2e
Category	lb/day										lb/day					
Mitigated	106.6056	8.9000e-003	0.9701	7.0000e-005		3.4700e-003	3.4700e-003		3.4700e-003	3.4700e-003		2.0713	2.0713	5.5000e-003		2.2088
Unmitigated	106.6056	8.9000e-003	0.9701	7.0000e-005		3.4700e-003	3.4700e-003		3.4700e-003	3.4700e-003		2.0713	2.0713	5.5000e-003		2.2088

6.2 Area by SubCategory

Unmitigated

	ROG	NOx	CO	SO2	Fugitive PM10	Exhaust PM10	PM10 Total	Fugitive PM2.5	Exhaust PM2.5	PM2.5 Total	Bio- CO2	NBio- CO2	Total CO2	CH4	N2O	CO2e
SubCategory	lb/day										lb/day					
Architectural Coating	24.6838					0.0000	0.0000		0.0000	0.0000			0.0000			0.0000
Consumer Products	81.8312					0.0000	0.0000		0.0000	0.0000			0.0000			0.0000
Landscaping	0.0906	8.9000e-003	0.9701	7.0000e-005		3.4700e-003	3.4700e-003		3.4700e-003	3.4700e-003		2.0713	2.0713	5.5000e-003		2.2088
Total	**106.6056**	**8.9000e-003**	**0.9701**	**7.0000e-005**		**3.4700e-003**	**3.4700e-003**		**3.4700e-003**	**3.4700e-003**		**2.0713**	**2.0713**	**5.5000e-003**		**2.2088**

6.2 Area by SubCategory

Mitigated

	ROG	NOx	CO	SO2	Fugitive PM10	Exhaust PM10	PM10 Total	Fugitive PM2.5	Exhaust PM2.5	PM2.5 Total	Bio- CO2	NBio- CO2	Total CO2	CH4	N2O	CO2e
SubCategory	lb/day										lb/day					
Architectural Coating	24.6838					0.0000	0.0000		0.0000	0.0000			0.0000			0.0000
Consumer Products	81.8312					0.0000	0.0000		0.0000	0.0000			0.0000			0.0000
Landscaping	0.0906	8.9000e-003	0.9701	7.0000e-005		3.4700e-003	3.4700e-003		3.4700e-003	3.4700e-003		2.0713	2.0713	5.5000e-003		2.2088
Total	**106.6056**	**8.9000e-003**	**0.9701**	**7.0000e-005**		**3.4700e-003**	**3.4700e-003**		**3.4700e-003**	**3.4700e-003**		**2.0713**	**2.0713**	**5.5000e-003**		**2.2088**

7.0 Water Detail

7.1 Mitigation Measures Water

8.0 Waste Detail

8.1 Mitigation Measures Waste

9.0 Operational Offroad

Equipment Type	Number	Hours/Day	Days/Year	Horse Power	Load Factor	Fuel Type

10.0 Stationary Equipment

Fire Pumps and Emergency Generators

Equipment Type	Number	Hours/Day	Hours/Year	Horse Power	Load Factor	Fuel Type

Boilers

Equipment Type	Number	Heat Input/Day	Heat Input/Year	Boiler Rating	Fuel Type

User Defined Equipment

Equipment Type	Number

11.0 Vegetation

Hesperia Commerce Center II (Construction - Mitigated)

San Bernardino-Mojave Desert County, Winter

1.0 Project Characteristics

1.1 Land Usage

Land Uses	Size	Metric	Lot Acreage	Floor Surface Area	Population
General Light Industry	1,383.78	1000sqft	31.77	1,383,781.00	0
Unrefrigerated Warehouse-No Rail	2,361.65	1000sqft	54.22	2,361,648.00	0
Other Asphalt Surfaces	3,493.87	1000sqft	80.21	3,493,865.00	0
Other Non-Asphalt Surfaces	594.00	1000sqft	13.64	593,998.00	0
Parking Lot	1,631.00	Space	14.96	652,400.00	0

1.2 Other Project Characteristics

Urbanization	Urban	**Wind Speed (m/s)**	2.6	**Precipitation Freq (Days)**	32
Climate Zone	10			**Operational Year**	2021
Utility Company	Southern California Edison				
CO2 Intensity (lb/MWhr)	702.44	**CH4 Intensity (lb/MWhr)**	0.029	**N2O Intensity (lb/MWhr)**	0.006

1.3 User Entered Comments & Non-Default Data

Project Characteristics -

Land Use - Total Project Area is 194.80 acres.

Construction Phase - Construction Schedule anticipated to started January 2021 and be completed November 2021

Off-road Equipment - Hours are based on an 8-hour workday

Off-road Equipment - Based on the size of Project (194.8 acres), the equipment has been doubled to represent a more realistic scenario of the number of equipment used.

Off-road Equipment - Based on the size of Project (194.8 acres), the equipment has been doubled to represent a more realistic scenario of the number of equipment used.

Off-road Equipment -

Off-road Equipment -

Trips and VMT - It is unlikely that the entire Project will be constructed simultaneously. As such, this analysis assumes 1/2 of the CalEEmod default worker/vendor trips.

Grading - For purposes of analysis, and as a conservative measure, it is assumed that 20 acres will be graded per day.

Architectural Coating - Only “Low-Volatile Organic Compounds (VOC)” paints (no more than 50 gram/liter (g/L) of VOC)

Vehicle Trips - Construction Run Only.

Energy Use - Construction Run Only.

Water And Wastewater - Construction Run Only.

Solid Waste - Construction Run Only.

Construction Off-road Equipment Mitigation -

Vehicle Emission Factors - EMFAC2017

Vehicle Emission Factors - EMFAC2017

Vehicle Emission Factors - EMFAC2017

Table Name	Column Name	Default Value	New Value
tblArchitecturalCoating	EF_Nonresidential_Exterior	250.00	10.00
tblArchitecturalCoating	EF_Nonresidential_Interior	250.00	10.00
tblArchitecturalCoating	EF_Parking	250.00	100.00
tblArchitecturalCoating	EF_Residential_Exterior	250.00	50.00
tblArchitecturalCoating	EF_Residential_Interior	250.00	50.00

tblConstructionPhase	NumDays	120.00	20.00
tblConstructionPhase	NumDays	310.00	30.00
tblConstructionPhase	NumDays	220.00	150.00
tblConstructionPhase	NumDays	3,100.00	180.00
tblConstructionPhase	NumDays	220.00	100.00
tblEnergyUse	LightingElect	2.93	0.00
tblEnergyUse	LightingElect	0.35	0.00
tblEnergyUse	LightingElect	1.17	0.00
tblEnergyUse	NT24E	5.02	0.00
tblEnergyUse	NT24E	0.82	0.00
tblEnergyUse	NT24NG	17.13	0.00
tblEnergyUse	NT24NG	0.03	0.00
tblEnergyUse	T24E	2.20	0.00
tblEnergyUse	T24E	0.37	0.00
tblEnergyUse	T24NG	15.36	0.00
tblEnergyUse	T24NG	2.00	0.00
tblGrading	AcresOfGrading	150.00	600.00
tblGrading	AcresOfGrading	0.00	400.00
tblLandUse	LandUseSquareFeet	1,383,780.00	1,383,781.00
tblLandUse	LandUseSquareFeet	2,361,650.00	2,361,648.00
tblLandUse	LandUseSquareFeet	3,493,860.00	3,493,865.00
tblLandUse	LotAcreage	14.68	14.96
tblOffRoadEquipment	OffRoadEquipmentUnitAmount	2.00	4.00
tblOffRoadEquipment	OffRoadEquipmentUnitAmount	1.00	2.00
tblOffRoadEquipment	OffRoadEquipmentUnitAmount	1.00	2.00
tblOffRoadEquipment	OffRoadEquipmentUnitAmount	2.00	4.00
tblOffRoadEquipment	OffRoadEquipmentUnitAmount	2.00	4.00

tblOffRoadEquipment	OffRoadEquipmentUnitAmount	1.00	2.00
tblOffRoadEquipment	OffRoadEquipmentUnitAmount	3.00	6.00
tblOffRoadEquipment	OffRoadEquipmentUnitAmount	1.00	2.00
tblOffRoadEquipment	OffRoadEquipmentUnitAmount	3.00	6.00
tblOffRoadEquipment	OffRoadEquipmentUnitAmount	1.00	2.00
tblOffRoadEquipment	UsageHours	7.00	8.00
tblOffRoadEquipment	UsageHours	7.00	8.00
tblOffRoadEquipment	UsageHours	6.00	8.00
tblSolidWaste	SolidWasteGenerationRate	1,715.89	0.00
tblSolidWaste	SolidWasteGenerationRate	2,219.95	0.00
tblTripsAndVMT	VendorTripNumber	1,391.00	696.00
tblTripsAndVMT	WorkerTripNumber	3,564.00	1,782.00
tblVehicleEF	HHD	1.24	0.03
tblVehicleEF	HHD	0.04	2.7730e-003
tblVehicleEF	HHD	0.11	0.00
tblVehicleEF	HHD	3.46	9.63
tblVehicleEF	HHD	0.58	0.28
tblVehicleEF	HHD	1.92	8.3300e-004
tblVehicleEF	HHD	6,983.95	1,752.04
tblVehicleEF	HHD	1,493.95	1,319.40
tblVehicleEF	HHD	5.71	0.01
tblVehicleEF	HHD	28.07	8.89
tblVehicleEF	HHD	2.87	2.62
tblVehicleEF	HHD	20.20	1.95
tblVehicleEF	HHD	0.01	0.01
tblVehicleEF	HHD	0.06	0.06
tblVehicleEF	HHD	0.04	0.04

tblVehicleEF	HHD	0.01	0.05
tblVehicleEF	HHD	5.5000e-005	0.00
tblVehicleEF	HHD	0.01	0.01
tblVehicleEF	HHD	0.03	0.03
tblVehicleEF	HHD	8.8820e-003	8.9830e-003
tblVehicleEF	HHD	0.01	0.05
tblVehicleEF	HHD	5.0000e-005	0.00
tblVehicleEF	HHD	9.3000e-005	2.0000e-006
tblVehicleEF	HHD	3.4490e-003	6.9000e-005
tblVehicleEF	HHD	0.89	0.73
tblVehicleEF	HHD	5.7000e-005	1.0000e-006
tblVehicleEF	HHD	0.09	0.05
tblVehicleEF	HHD	2.4200e-004	3.6800e-004
tblVehicleEF	HHD	0.06	1.0000e-006
tblVehicleEF	HHD	0.07	0.02
tblVehicleEF	HHD	0.01	0.01
tblVehicleEF	HHD	8.9000e-005	0.00
tblVehicleEF	HHD	9.3000e-005	2.0000e-006
tblVehicleEF	HHD	3.4490e-003	6.9000e-005
tblVehicleEF	HHD	1.02	0.83
tblVehicleEF	HHD	5.7000e-005	1.0000e-006
tblVehicleEF	HHD	0.13	0.06
tblVehicleEF	HHD	2.4200e-004	3.6800e-004
tblVehicleEF	HHD	0.07	1.0000e-006
tblVehicleEF	HHD	1.17	0.04
tblVehicleEF	HHD	0.04	2.7740e-003
tblVehicleEF	HHD	0.11	0.00

tblVehicleEF	HHD	2.52	9.45
tblVehicleEF	HHD	0.58	0.28
tblVehicleEF	HHD	1.80	7.6800e-004
tblVehicleEF	HHD	7,395.94	1,740.61
tblVehicleEF	HHD	1,493.95	1,319.40
tblVehicleEF	HHD	5.71	0.01
tblVehicleEF	HHD	28.97	8.56
tblVehicleEF	HHD	2.70	2.46
tblVehicleEF	HHD	20.19	1.95
tblVehicleEF	HHD	0.01	0.01
tblVehicleEF	HHD	0.06	0.06
tblVehicleEF	HHD	0.04	0.04
tblVehicleEF	HHD	0.01	0.05
tblVehicleEF	HHD	5.5000e-005	0.00
tblVehicleEF	HHD	0.01	0.01
tblVehicleEF	HHD	0.03	0.03
tblVehicleEF	HHD	8.8820e-003	8.9830e-003
tblVehicleEF	HHD	0.01	0.05
tblVehicleEF	HHD	5.0000e-005	0.00
tblVehicleEF	HHD	1.8400e-004	6.0000e-006
tblVehicleEF	HHD	3.9090e-003	8.8000e-005
tblVehicleEF	HHD	0.84	0.76
tblVehicleEF	HHD	1.2900e-004	4.0000e-006
tblVehicleEF	HHD	0.09	0.05
tblVehicleEF	HHD	2.4800e-004	3.8400e-004
tblVehicleEF	HHD	0.06	1.0000e-006
tblVehicleEF	HHD	0.07	0.02

tblVehicleEF	HHD	0.01	0.01
tblVehicleEF	HHD	8.7000e-005	0.00
tblVehicleEF	HHD	1.8400e-004	6.0000e-006
tblVehicleEF	HHD	3.9090e-003	8.8000e-005
tblVehicleEF	HHD	0.97	0.87
tblVehicleEF	HHD	1.2900e-004	4.0000e-006
tblVehicleEF	HHD	0.13	0.06
tblVehicleEF	HHD	2.4800e-004	3.8400e-004
tblVehicleEF	HHD	0.06	1.0000e-006
tblVehicleEF	HHD	1.34	0.03
tblVehicleEF	HHD	0.04	2.4810e-003
tblVehicleEF	HHD	0.11	0.00
tblVehicleEF	HHD	4.76	9.88
tblVehicleEF	HHD	0.58	0.28
tblVehicleEF	HHD	1.89	8.1000e-004
tblVehicleEF	HHD	6,415.00	1,767.74
tblVehicleEF	HHD	1,493.95	1,319.16
tblVehicleEF	HHD	5.71	0.01
tblVehicleEF	HHD	26.84	9.34
tblVehicleEF	HHD	2.83	2.58
tblVehicleEF	HHD	20.20	1.95
tblVehicleEF	HHD	0.02	0.01
tblVehicleEF	HHD	0.06	0.06
tblVehicleEF	HHD	0.04	0.04
tblVehicleEF	HHD	0.01	0.05
tblVehicleEF	HHD	5.5000e-005	0.00
tblVehicleEF	HHD	0.02	0.01

tblVehicleEF	HHD	0.03	0.03
tblVehicleEF	HHD	8.8820e-003	8.9820e-003
tblVehicleEF	HHD	0.01	0.05
tblVehicleEF	HHD	5.0000e-005	0.00
tblVehicleEF	HHD	9.4000e-005	3.0000e-006
tblVehicleEF	HHD	3.7830e-003	8.4000e-005
tblVehicleEF	HHD	0.96	0.68
tblVehicleEF	HHD	5.6000e-005	1.0000e-006
tblVehicleEF	HHD	0.09	0.05
tblVehicleEF	HHD	2.5900e-004	3.8300e-004
tblVehicleEF	HHD	0.06	1.0000e-006
tblVehicleEF	HHD	0.06	0.02
tblVehicleEF	HHD	0.01	0.01
tblVehicleEF	HHD	8.9000e-005	0.00
tblVehicleEF	HHD	9.4000e-005	3.0000e-006
tblVehicleEF	HHD	3.7830e-003	8.4000e-005
tblVehicleEF	HHD	1.10	0.78
tblVehicleEF	HHD	5.6000e-005	1.0000e-006
tblVehicleEF	HHD	0.13	0.06
tblVehicleEF	HHD	2.5900e-004	3.8300e-004
tblVehicleEF	HHD	0.07	1.0000e-006
tblVehicleEF	LDA	4.6640e-003	2.6750e-003
tblVehicleEF	LDA	6.4640e-003	0.06
tblVehicleEF	LDA	0.62	0.67
tblVehicleEF	LDA	1.32	2.30
tblVehicleEF	LDA	261.85	266.85
tblVehicleEF	LDA	59.28	55.75

tblVehicleEF	LDA	0.06	0.05
tblVehicleEF	LDA	0.09	0.21
tblVehicleEF	LDA	1.7130e-003	1.4180e-003
tblVehicleEF	LDA	2.3020e-003	1.9600e-003
tblVehicleEF	LDA	1.5790e-003	1.3070e-003
tblVehicleEF	LDA	2.1170e-003	1.8030e-003
tblVehicleEF	LDA	0.05	0.07
tblVehicleEF	LDA	0.11	0.11
tblVehicleEF	LDA	0.04	0.05
tblVehicleEF	LDA	0.01	0.01
tblVehicleEF	LDA	0.04	0.23
tblVehicleEF	LDA	0.09	0.26
tblVehicleEF	LDA	2.6230e-003	2.6340e-003
tblVehicleEF	LDA	6.1500e-004	5.5000e-004
tblVehicleEF	LDA	0.05	0.07
tblVehicleEF	LDA	0.11	0.11
tblVehicleEF	LDA	0.04	0.05
tblVehicleEF	LDA	0.02	0.02
tblVehicleEF	LDA	0.04	0.23
tblVehicleEF	LDA	0.10	0.29
tblVehicleEF	LDA	5.3170e-003	3.1450e-003
tblVehicleEF	LDA	5.3900e-003	0.05
tblVehicleEF	LDA	0.76	0.85
tblVehicleEF	LDA	1.10	1.87
tblVehicleEF	LDA	286.52	295.36
tblVehicleEF	LDA	59.28	54.91
tblVehicleEF	LDA	0.05	0.04

tblVehicleEF	LDA	0.08	0.19
tblVehicleEF	LDA	1.7130e-003	1.4180e-003
tblVehicleEF	LDA	2.3020e-003	1.9600e-003
tblVehicleEF	LDA	1.5790e-003	1.3070e-003
tblVehicleEF	LDA	2.1170e-003	1.8030e-003
tblVehicleEF	LDA	0.10	0.16
tblVehicleEF	LDA	0.13	0.14
tblVehicleEF	LDA	0.08	0.13
tblVehicleEF	LDA	0.01	0.01
tblVehicleEF	LDA	0.04	0.23
tblVehicleEF	LDA	0.07	0.21
tblVehicleEF	LDA	2.8710e-003	2.9150e-003
tblVehicleEF	LDA	6.1100e-004	5.4200e-004
tblVehicleEF	LDA	0.10	0.16
tblVehicleEF	LDA	0.13	0.14
tblVehicleEF	LDA	0.08	0.13
tblVehicleEF	LDA	0.02	0.02
tblVehicleEF	LDA	0.04	0.23
tblVehicleEF	LDA	0.08	0.23
tblVehicleEF	LDA	4.5320e-003	2.5900e-003
tblVehicleEF	LDA	6.4200e-003	0.06
tblVehicleEF	LDA	0.58	0.62
tblVehicleEF	LDA	1.30	2.20
tblVehicleEF	LDA	256.02	258.48
tblVehicleEF	LDA	59.28	55.58
tblVehicleEF	LDA	0.05	0.04
tblVehicleEF	LDA	0.09	0.20

tblVehicleEF	LDA	1.7130e-003	1.4180e-003
tblVehicleEF	LDA	2.3020e-003	1.9600e-003
tblVehicleEF	LDA	1.5790e-003	1.3070e-003
tblVehicleEF	LDA	2.1170e-003	1.8030e-003
tblVehicleEF	LDA	0.05	0.07
tblVehicleEF	LDA	0.12	0.13
tblVehicleEF	LDA	0.03	0.05
tblVehicleEF	LDA	0.01	0.01
tblVehicleEF	LDA	0.04	0.26
tblVehicleEF	LDA	0.09	0.26
tblVehicleEF	LDA	2.5640e-003	2.5510e-003
tblVehicleEF	LDA	6.1500e-004	5.4900e-004
tblVehicleEF	LDA	0.05	0.07
tblVehicleEF	LDA	0.12	0.13
tblVehicleEF	LDA	0.03	0.05
tblVehicleEF	LDA	0.02	0.01
tblVehicleEF	LDA	0.04	0.26
tblVehicleEF	LDA	0.09	0.28
tblVehicleEF	LDT1	0.02	7.3480e-003
tblVehicleEF	LDT1	0.02	0.10
tblVehicleEF	LDT1	1.71	1.50
tblVehicleEF	LDT1	4.02	2.62
tblVehicleEF	LDT1	323.73	316.00
tblVehicleEF	LDT1	72.77	67.91
tblVehicleEF	LDT1	0.18	0.15
tblVehicleEF	LDT1	0.24	0.33
tblVehicleEF	LDT1	2.8630e-003	2.1810e-003

tblVehicleEF	LDT1	3.8930e-003	3.1180e-003
tblVehicleEF	LDT1	2.6370e-003	2.0080e-003
tblVehicleEF	LDT1	3.5800e-003	2.8670e-003
tblVehicleEF	LDT1	0.19	0.21
tblVehicleEF	LDT1	0.36	0.29
tblVehicleEF	LDT1	0.13	0.14
tblVehicleEF	LDT1	0.04	0.03
tblVehicleEF	LDT1	0.21	0.98
tblVehicleEF	LDT1	0.29	0.50
tblVehicleEF	LDT1	3.2600e-003	3.1200e-003
tblVehicleEF	LDT1	7.9900e-004	6.7000e-004
tblVehicleEF	LDT1	0.19	0.21
tblVehicleEF	LDT1	0.36	0.29
tblVehicleEF	LDT1	0.13	0.14
tblVehicleEF	LDT1	0.06	0.05
tblVehicleEF	LDT1	0.21	0.98
tblVehicleEF	LDT1	0.31	0.55
tblVehicleEF	LDT1	0.02	8.5440e-003
tblVehicleEF	LDT1	0.02	0.08
tblVehicleEF	LDT1	2.05	1.86
tblVehicleEF	LDT1	3.30	2.13
tblVehicleEF	LDT1	352.65	345.58
tblVehicleEF	LDT1	72.77	66.80
tblVehicleEF	LDT1	0.16	0.14
tblVehicleEF	LDT1	0.22	0.31
tblVehicleEF	LDT1	2.8630e-003	2.1810e-003
tblVehicleEF	LDT1	3.8930e-003	3.1180e-003

tblVehicleEF	LDT1	2.6370e-003	2.0080e-003
tblVehicleEF	LDT1	3.5800e-003	2.8670e-003
tblVehicleEF	LDT1	0.40	0.49
tblVehicleEF	LDT1	0.44	0.39
tblVehicleEF	LDT1	0.29	0.37
tblVehicleEF	LDT1	0.04	0.04
tblVehicleEF	LDT1	0.21	1.00
tblVehicleEF	LDT1	0.24	0.41
tblVehicleEF	LDT1	3.5540e-003	3.4120e-003
tblVehicleEF	LDT1	7.8600e-004	6.6000e-004
tblVehicleEF	LDT1	0.40	0.49
tblVehicleEF	LDT1	0.44	0.39
tblVehicleEF	LDT1	0.29	0.37
tblVehicleEF	LDT1	0.06	0.06
tblVehicleEF	LDT1	0.21	1.00
tblVehicleEF	LDT1	0.26	0.44
tblVehicleEF	LDT1	0.01	7.1250e-003
tblVehicleEF	LDT1	0.02	0.09
tblVehicleEF	LDT1	1.62	1.39
tblVehicleEF	LDT1	3.95	2.51
tblVehicleEF	LDT1	316.91	307.32
tblVehicleEF	LDT1	72.77	67.68
tblVehicleEF	LDT1	0.17	0.14
tblVehicleEF	LDT1	0.24	0.32
tblVehicleEF	LDT1	2.8630e-003	2.1810e-003
tblVehicleEF	LDT1	3.8930e-003	3.1180e-003
tblVehicleEF	LDT1	2.6370e-003	2.0080e-003

tblVehicleEF	LDT1	3.5800e-003	2.8670e-003
tblVehicleEF	LDT1	0.20	0.24
tblVehicleEF	LDT1	0.41	0.34
tblVehicleEF	LDT1	0.12	0.13
tblVehicleEF	LDT1	0.04	0.03
tblVehicleEF	LDT1	0.25	1.16
tblVehicleEF	LDT1	0.28	0.49
tblVehicleEF	LDT1	3.1900e-003	3.0340e-003
tblVehicleEF	LDT1	7.9800e-004	6.6800e-004
tblVehicleEF	LDT1	0.20	0.24
tblVehicleEF	LDT1	0.41	0.34
tblVehicleEF	LDT1	0.12	0.13
tblVehicleEF	LDT1	0.05	0.05
tblVehicleEF	LDT1	0.25	1.16
tblVehicleEF	LDT1	0.31	0.53
tblVehicleEF	LDT2	6.9330e-003	4.6240e-003
tblVehicleEF	LDT2	9.2890e-003	0.08
tblVehicleEF	LDT2	0.85	1.02
tblVehicleEF	LDT2	1.85	3.00
tblVehicleEF	LDT2	363.70	341.92
tblVehicleEF	LDT2	81.97	73.81
tblVehicleEF	LDT2	0.10	0.11
tblVehicleEF	LDT2	0.16	0.36
tblVehicleEF	LDT2	1.7370e-003	1.4800e-003
tblVehicleEF	LDT2	2.4180e-003	2.0860e-003
tblVehicleEF	LDT2	1.5980e-003	1.3630e-003
tblVehicleEF	LDT2	2.2230e-003	1.9180e-003

tblVehicleEF	LDT2	0.07	0.12
tblVehicleEF	LDT2	0.13	0.17
tblVehicleEF	LDT2	0.06	0.09
tblVehicleEF	LDT2	0.02	0.02
tblVehicleEF	LDT2	0.07	0.55
tblVehicleEF	LDT2	0.13	0.41
tblVehicleEF	LDT2	3.6440e-003	3.3750e-003
tblVehicleEF	LDT2	8.5100e-004	7.2900e-004
tblVehicleEF	LDT2	0.07	0.12
tblVehicleEF	LDT2	0.13	0.17
tblVehicleEF	LDT2	0.06	0.09
tblVehicleEF	LDT2	0.03	0.03
tblVehicleEF	LDT2	0.07	0.55
tblVehicleEF	LDT2	0.14	0.45
tblVehicleEF	LDT2	7.8730e-003	5.4060e-003
tblVehicleEF	LDT2	7.7350e-003	0.07
tblVehicleEF	LDT2	1.04	1.28
tblVehicleEF	LDT2	1.53	2.43
tblVehicleEF	LDT2	397.09	371.16
tblVehicleEF	LDT2	81.97	72.66
tblVehicleEF	LDT2	0.09	0.10
tblVehicleEF	LDT2	0.15	0.33
tblVehicleEF	LDT2	1.7370e-003	1.4800e-003
tblVehicleEF	LDT2	2.4180e-003	2.0860e-003
tblVehicleEF	LDT2	1.5980e-003	1.3630e-003
tblVehicleEF	LDT2	2.2230e-003	1.9180e-003
tblVehicleEF	LDT2	0.14	0.26

tblVehicleEF	LDT2	0.16	0.21
tblVehicleEF	LDT2	0.12	0.22
tblVehicleEF	LDT2	0.02	0.02
tblVehicleEF	LDT2	0.07	0.55
tblVehicleEF	LDT2	0.10	0.33
tblVehicleEF	LDT2	3.9810e-003	3.6640e-003
tblVehicleEF	LDT2	8.4600e-004	7.1700e-004
tblVehicleEF	LDT2	0.14	0.26
tblVehicleEF	LDT2	0.16	0.21
tblVehicleEF	LDT2	0.12	0.22
tblVehicleEF	LDT2	0.03	0.03
tblVehicleEF	LDT2	0.07	0.55
tblVehicleEF	LDT2	0.11	0.36
tblVehicleEF	LDT2	6.7430e-003	4.4830e-003
tblVehicleEF	LDT2	9.2200e-003	0.08
tblVehicleEF	LDT2	0.81	0.94
tblVehicleEF	LDT2	1.82	2.87
tblVehicleEF	LDT2	355.82	333.34
tblVehicleEF	LDT2	81.97	73.58
tblVehicleEF	LDT2	0.09	0.10
tblVehicleEF	LDT2	0.16	0.35
tblVehicleEF	LDT2	1.7370e-003	1.4800e-003
tblVehicleEF	LDT2	2.4180e-003	2.0860e-003
tblVehicleEF	LDT2	1.5980e-003	1.3630e-003
tblVehicleEF	LDT2	2.2230e-003	1.9180e-003
tblVehicleEF	LDT2	0.07	0.12
tblVehicleEF	LDT2	0.15	0.19

tblVehicleEF	LDT2	0.05	0.08
tblVehicleEF	LDT2	0.02	0.02
tblVehicleEF	LDT2	0.08	0.64
tblVehicleEF	LDT2	0.12	0.40
tblVehicleEF	LDT2	3.5650e-003	3.2900e-003
tblVehicleEF	LDT2	8.5100e-004	7.2600e-004
tblVehicleEF	LDT2	0.07	0.12
tblVehicleEF	LDT2	0.15	0.19
tblVehicleEF	LDT2	0.05	0.08
tblVehicleEF	LDT2	0.02	0.03
tblVehicleEF	LDT2	0.08	0.64
tblVehicleEF	LDT2	0.14	0.44
tblVehicleEF	LHD1	5.4860e-003	4.7000e-003
tblVehicleEF	LHD1	0.01	7.6650e-003
tblVehicleEF	LHD1	0.02	0.02
tblVehicleEF	LHD1	0.15	0.17
tblVehicleEF	LHD1	1.16	1.15
tblVehicleEF	LHD1	2.77	1.07
tblVehicleEF	LHD1	9.23	9.52
tblVehicleEF	LHD1	614.92	651.43
tblVehicleEF	LHD1	30.92	10.46
tblVehicleEF	LHD1	0.09	0.09
tblVehicleEF	LHD1	2.26	2.05
tblVehicleEF	LHD1	1.02	0.30
tblVehicleEF	LHD1	9.6600e-004	1.0220e-003
tblVehicleEF	LHD1	0.01	0.01
tblVehicleEF	LHD1	0.02	0.01

tblVehicleEF	LHD1	1.0070e-003	2.8000e-004
tblVehicleEF	LHD1	9.2400e-004	9.7800e-004
tblVehicleEF	LHD1	2.5280e-003	2.5170e-003
tblVehicleEF	LHD1	0.01	0.01
tblVehicleEF	LHD1	9.2600e-004	2.5700e-004
tblVehicleEF	LHD1	3.7970e-003	3.4940e-003
tblVehicleEF	LHD1	0.11	0.10
tblVehicleEF	LHD1	0.02	0.02
tblVehicleEF	LHD1	1.8480e-003	1.5520e-003
tblVehicleEF	LHD1	0.09	0.08
tblVehicleEF	LHD1	0.35	0.67
tblVehicleEF	LHD1	0.29	0.08
tblVehicleEF	LHD1	6.0360e-003	6.3340e-003
tblVehicleEF	LHD1	3.6200e-004	1.0400e-004
tblVehicleEF	LHD1	3.7970e-003	3.4940e-003
tblVehicleEF	LHD1	0.11	0.10
tblVehicleEF	LHD1	0.02	0.03
tblVehicleEF	LHD1	1.8480e-003	1.5520e-003
tblVehicleEF	LHD1	0.11	0.10
tblVehicleEF	LHD1	0.35	0.67
tblVehicleEF	LHD1	0.31	0.09
tblVehicleEF	LHD1	5.4860e-003	4.7190e-003
tblVehicleEF	LHD1	0.01	7.8850e-003
tblVehicleEF	LHD1	0.02	0.02
tblVehicleEF	LHD1	0.15	0.17
tblVehicleEF	LHD1	1.18	1.17
tblVehicleEF	LHD1	2.58	0.99

tblVehicleEF	LHD1	9.23	9.52
tblVehicleEF	LHD1	614.92	651.48
tblVehicleEF	LHD1	30.92	10.31
tblVehicleEF	LHD1	0.09	0.09
tblVehicleEF	LHD1	2.12	1.92
tblVehicleEF	LHD1	0.97	0.29
tblVehicleEF	LHD1	9.6600e-004	1.0220e-003
tblVehicleEF	LHD1	0.01	0.01
tblVehicleEF	LHD1	0.02	0.01
tblVehicleEF	LHD1	1.0070e-003	2.8000e-004
tblVehicleEF	LHD1	9.2400e-004	9.7800e-004
tblVehicleEF	LHD1	2.5280e-003	2.5170e-003
tblVehicleEF	LHD1	0.01	0.01
tblVehicleEF	LHD1	9.2600e-004	2.5700e-004
tblVehicleEF	LHD1	7.5090e-003	7.6480e-003
tblVehicleEF	LHD1	0.13	0.12
tblVehicleEF	LHD1	0.02	0.02
tblVehicleEF	LHD1	4.2150e-003	4.3190e-003
tblVehicleEF	LHD1	0.09	0.08
tblVehicleEF	LHD1	0.35	0.68
tblVehicleEF	LHD1	0.27	0.08
tblVehicleEF	LHD1	6.0370e-003	6.3340e-003
tblVehicleEF	LHD1	3.5800e-004	1.0200e-004
tblVehicleEF	LHD1	7.5090e-003	7.6480e-003
tblVehicleEF	LHD1	0.13	0.12
tblVehicleEF	LHD1	0.02	0.03
tblVehicleEF	LHD1	4.2150e-003	4.3190e-003

tblVehicleEF	LHD1	0.11	0.10
tblVehicleEF	LHD1	0.35	0.68
tblVehicleEF	LHD1	0.30	0.09
tblVehicleEF	LHD1	5.4860e-003	4.7050e-003
tblVehicleEF	LHD1	0.01	7.6940e-003
tblVehicleEF	LHD1	0.02	0.02
tblVehicleEF	LHD1	0.15	0.17
tblVehicleEF	LHD1	1.16	1.15
tblVehicleEF	LHD1	2.72	1.04
tblVehicleEF	LHD1	9.23	9.52
tblVehicleEF	LHD1	614.92	651.44
tblVehicleEF	LHD1	30.92	10.41
tblVehicleEF	LHD1	0.09	0.09
tblVehicleEF	LHD1	2.22	2.02
tblVehicleEF	LHD1	1.00	0.30
tblVehicleEF	LHD1	9.6600e-004	1.0220e-003
tblVehicleEF	LHD1	0.01	0.01
tblVehicleEF	LHD1	0.02	0.01
tblVehicleEF	LHD1	1.0070e-003	2.8000e-004
tblVehicleEF	LHD1	9.2400e-004	9.7800e-004
tblVehicleEF	LHD1	2.5280e-003	2.5170e-003
tblVehicleEF	LHD1	0.01	0.01
tblVehicleEF	LHD1	9.2600e-004	2.5700e-004
tblVehicleEF	LHD1	4.1760e-003	4.1510e-003
tblVehicleEF	LHD1	0.13	0.12
tblVehicleEF	LHD1	0.02	0.02
tblVehicleEF	LHD1	1.8200e-003	1.4650e-003

tblVehicleEF	LHD1	0.09	0.08
tblVehicleEF	LHD1	0.38	0.72
tblVehicleEF	LHD1	0.28	0.08
tblVehicleEF	LHD1	6.0360e-003	6.3340e-003
tblVehicleEF	LHD1	3.6100e-004	1.0300e-004
tblVehicleEF	LHD1	4.1760e-003	4.1510e-003
tblVehicleEF	LHD1	0.13	0.12
tblVehicleEF	LHD1	0.02	0.03
tblVehicleEF	LHD1	1.8200e-003	1.4650e-003
tblVehicleEF	LHD1	0.11	0.10
tblVehicleEF	LHD1	0.38	0.72
tblVehicleEF	LHD1	0.31	0.09
tblVehicleEF	LHD2	3.8190e-003	2.8840e-003
tblVehicleEF	LHD2	5.2410e-003	4.5860e-003
tblVehicleEF	LHD2	9.1660e-003	8.8630e-003
tblVehicleEF	LHD2	0.12	0.13
tblVehicleEF	LHD2	0.55	0.69
tblVehicleEF	LHD2	1.29	0.55
tblVehicleEF	LHD2	14.32	15.17
tblVehicleEF	LHD2	614.63	635.50
tblVehicleEF	LHD2	24.89	6.65
tblVehicleEF	LHD2	0.12	0.13
tblVehicleEF	LHD2	1.69	2.20
tblVehicleEF	LHD2	0.56	0.17
tblVehicleEF	LHD2	1.3030e-003	1.5160e-003
tblVehicleEF	LHD2	0.01	0.01
tblVehicleEF	LHD2	0.01	0.02

tblVehicleEF	LHD2	4.2500e-004	1.1800e-004
tblVehicleEF	LHD2	1.2470e-003	1.4500e-003
tblVehicleEF	LHD2	2.6810e-003	2.7390e-003
tblVehicleEF	LHD2	0.01	0.02
tblVehicleEF	LHD2	3.9100e-004	1.0900e-004
tblVehicleEF	LHD2	1.4000e-003	1.4390e-003
tblVehicleEF	LHD2	0.04	0.04
tblVehicleEF	LHD2	0.01	0.02
tblVehicleEF	LHD2	7.3800e-004	6.7000e-004
tblVehicleEF	LHD2	0.06	0.07
tblVehicleEF	LHD2	0.10	0.27
tblVehicleEF	LHD2	0.12	0.04
tblVehicleEF	LHD2	1.4000e-004	1.4500e-004
tblVehicleEF	LHD2	5.9810e-003	6.1160e-003
tblVehicleEF	LHD2	2.7300e-004	6.6000e-005
tblVehicleEF	LHD2	1.4000e-003	1.4390e-003
tblVehicleEF	LHD2	0.04	0.04
tblVehicleEF	LHD2	0.02	0.02
tblVehicleEF	LHD2	7.3800e-004	6.7000e-004
tblVehicleEF	LHD2	0.07	0.09
tblVehicleEF	LHD2	0.10	0.27
tblVehicleEF	LHD2	0.14	0.05
tblVehicleEF	LHD2	3.8190e-003	2.8950e-003
tblVehicleEF	LHD2	5.3190e-003	4.6420e-003
tblVehicleEF	LHD2	8.7380e-003	8.3740e-003
tblVehicleEF	LHD2	0.12	0.13
tblVehicleEF	LHD2	0.56	0.70

tblVehicleEF	LHD2	1.21	0.51
tblVehicleEF	LHD2	14.32	15.17
tblVehicleEF	LHD2	614.63	635.52
tblVehicleEF	LHD2	24.89	6.57
tblVehicleEF	LHD2	0.12	0.13
tblVehicleEF	LHD2	1.59	2.07
tblVehicleEF	LHD2	0.54	0.16
tblVehicleEF	LHD2	1.3030e-003	1.5160e-003
tblVehicleEF	LHD2	0.01	0.01
tblVehicleEF	LHD2	0.01	0.02
tblVehicleEF	LHD2	4.2500e-004	1.1800e-004
tblVehicleEF	LHD2	1.2470e-003	1.4500e-003
tblVehicleEF	LHD2	2.6810e-003	2.7390e-003
tblVehicleEF	LHD2	0.01	0.02
tblVehicleEF	LHD2	3.9100e-004	1.0900e-004
tblVehicleEF	LHD2	2.7070e-003	3.1230e-003
tblVehicleEF	LHD2	0.05	0.05
tblVehicleEF	LHD2	0.01	0.02
tblVehicleEF	LHD2	1.6130e-003	1.8400e-003
tblVehicleEF	LHD2	0.06	0.07
tblVehicleEF	LHD2	0.10	0.28
tblVehicleEF	LHD2	0.12	0.04
tblVehicleEF	LHD2	1.4000e-004	1.4500e-004
tblVehicleEF	LHD2	5.9810e-003	6.1160e-003
tblVehicleEF	LHD2	2.7100e-004	6.5000e-005
tblVehicleEF	LHD2	2.7070e-003	3.1230e-003
tblVehicleEF	LHD2	0.05	0.05

tblVehicleEF	LHD2	0.02	0.02
tblVehicleEF	LHD2	1.6130e-003	1.8400e-003
tblVehicleEF	LHD2	0.07	0.09
tblVehicleEF	LHD2	0.10	0.28
tblVehicleEF	LHD2	0.13	0.05
tblVehicleEF	LHD2	3.8190e-003	2.8870e-003
tblVehicleEF	LHD2	5.2490e-003	4.5950e-003
tblVehicleEF	LHD2	9.0820e-003	8.7350e-003
tblVehicleEF	LHD2	0.12	0.13
tblVehicleEF	LHD2	0.55	0.69
tblVehicleEF	LHD2	1.27	0.54
tblVehicleEF	LHD2	14.32	15.17
tblVehicleEF	LHD2	614.63	635.51
tblVehicleEF	LHD2	24.89	6.62
tblVehicleEF	LHD2	0.12	0.13
tblVehicleEF	LHD2	1.67	2.17
tblVehicleEF	LHD2	0.55	0.17
tblVehicleEF	LHD2	1.3030e-003	1.5160e-003
tblVehicleEF	LHD2	0.01	0.01
tblVehicleEF	LHD2	0.01	0.02
tblVehicleEF	LHD2	4.2500e-004	1.1800e-004
tblVehicleEF	LHD2	1.2470e-003	1.4500e-003
tblVehicleEF	LHD2	2.6810e-003	2.7390e-003
tblVehicleEF	LHD2	0.01	0.02
tblVehicleEF	LHD2	3.9100e-004	1.0900e-004
tblVehicleEF	LHD2	1.4600e-003	1.6420e-003
tblVehicleEF	LHD2	0.05	0.05

tblVehicleEF	LHD2	0.01	0.02
tblVehicleEF	LHD2	7.2300e-004	6.2200e-004
tblVehicleEF	LHD2	0.06	0.07
tblVehicleEF	LHD2	0.10	0.29
tblVehicleEF	LHD2	0.12	0.04
tblVehicleEF	LHD2	1.4000e-004	1.4500e-004
tblVehicleEF	LHD2	5.9810e-003	6.1160e-003
tblVehicleEF	LHD2	2.7200e-004	6.6000e-005
tblVehicleEF	LHD2	1.4600e-003	1.6420e-003
tblVehicleEF	LHD2	0.05	0.05
tblVehicleEF	LHD2	0.02	0.02
tblVehicleEF	LHD2	7.2300e-004	6.2200e-004
tblVehicleEF	LHD2	0.07	0.09
tblVehicleEF	LHD2	0.10	0.29
tblVehicleEF	LHD2	0.13	0.05
tblVehicleEF	MCY	0.42	0.33
tblVehicleEF	MCY	0.16	0.27
tblVehicleEF	MCY	21.02	22.01
tblVehicleEF	MCY	9.91	8.98
tblVehicleEF	MCY	167.12	210.64
tblVehicleEF	MCY	46.87	62.81
tblVehicleEF	MCY	1.17	1.19
tblVehicleEF	MCY	0.31	0.27
tblVehicleEF	MCY	1.8190e-003	1.7180e-003
tblVehicleEF	MCY	3.7460e-003	3.2090e-003
tblVehicleEF	MCY	1.7050e-003	1.6110e-003
tblVehicleEF	MCY	3.5370e-003	3.0300e-003

tblVehicleEF	MCY	1.45	1.46
tblVehicleEF	MCY	0.85	0.88
tblVehicleEF	MCY	0.80	0.82
tblVehicleEF	MCY	2.26	2.21
tblVehicleEF	MCY	0.50	2.24
tblVehicleEF	MCY	2.17	1.99
tblVehicleEF	MCY	2.0790e-003	2.0840e-003
tblVehicleEF	MCY	6.9500e-004	6.2200e-004
tblVehicleEF	MCY	1.45	1.46
tblVehicleEF	MCY	0.85	0.88
tblVehicleEF	MCY	0.80	0.82
tblVehicleEF	MCY	2.76	2.69
tblVehicleEF	MCY	0.50	2.24
tblVehicleEF	MCY	2.37	2.16
tblVehicleEF	MCY	0.41	0.32
tblVehicleEF	MCY	0.14	0.22
tblVehicleEF	MCY	21.14	22.21
tblVehicleEF	MCY	9.06	8.04
tblVehicleEF	MCY	167.12	210.71
tblVehicleEF	MCY	46.87	60.21
tblVehicleEF	MCY	0.99	1.00
tblVehicleEF	MCY	0.29	0.25
tblVehicleEF	MCY	1.8190e-003	1.7180e-003
tblVehicleEF	MCY	3.7460e-003	3.2090e-003
tblVehicleEF	MCY	1.7050e-003	1.6110e-003
tblVehicleEF	MCY	3.5370e-003	3.0300e-003
tblVehicleEF	MCY	3.14	3.54

tblVehicleEF	MCY	1.28	1.46
tblVehicleEF	MCY	2.14	2.53
tblVehicleEF	MCY	2.19	2.14
tblVehicleEF	MCY	0.50	2.25
tblVehicleEF	MCY	1.87	1.65
tblVehicleEF	MCY	2.0790e-003	2.0850e-003
tblVehicleEF	MCY	6.7100e-004	5.9600e-004
tblVehicleEF	MCY	3.14	3.54
tblVehicleEF	MCY	1.28	1.46
tblVehicleEF	MCY	2.14	2.53
tblVehicleEF	MCY	2.69	2.61
tblVehicleEF	MCY	0.50	2.25
tblVehicleEF	MCY	2.03	1.80
tblVehicleEF	MCY	0.42	0.32
tblVehicleEF	MCY	0.15	0.25
tblVehicleEF	MCY	20.06	20.78
tblVehicleEF	MCY	9.53	8.40
tblVehicleEF	MCY	167.12	208.52
tblVehicleEF	MCY	46.87	61.47
tblVehicleEF	MCY	1.13	1.14
tblVehicleEF	MCY	0.31	0.26
tblVehicleEF	MCY	1.8190e-003	1.7180e-003
tblVehicleEF	MCY	3.7460e-003	3.2090e-003
tblVehicleEF	MCY	1.7050e-003	1.6110e-003
tblVehicleEF	MCY	3.5370e-003	3.0300e-003
tblVehicleEF	MCY	1.71	1.84
tblVehicleEF	MCY	1.14	1.19

tblVehicleEF	MCY	0.72	0.67
tblVehicleEF	MCY	2.22	2.16
tblVehicleEF	MCY	0.57	2.54
tblVehicleEF	MCY	2.10	1.86
tblVehicleEF	MCY	6.8600e-004	6.0800e-004
tblVehicleEF	MCY	1.71	1.84
tblVehicleEF	MCY	1.14	1.19
tblVehicleEF	MCY	0.72	0.67
tblVehicleEF	MCY	2.71	2.63
tblVehicleEF	MCY	0.57	2.54
tblVehicleEF	MCY	2.28	2.02
tblVehicleEF	MDV	0.01	6.7810e-003
tblVehicleEF	MDV	0.02	0.10
tblVehicleEF	MDV	1.55	1.37
tblVehicleEF	MDV	3.59	3.68
tblVehicleEF	MDV	498.66	425.57
tblVehicleEF	MDV	110.76	90.69
tblVehicleEF	MDV	0.20	0.16
tblVehicleEF	MDV	0.36	0.44
tblVehicleEF	MDV	1.8680e-003	1.6560e-003
tblVehicleEF	MDV	2.5890e-003	2.2360e-003
tblVehicleEF	MDV	1.7240e-003	1.5300e-003
tblVehicleEF	MDV	2.3820e-003	2.0580e-003
tblVehicleEF	MDV	0.10	0.13
tblVehicleEF	MDV	0.21	0.19
tblVehicleEF	MDV	0.09	0.11
tblVehicleEF	MDV	0.04	0.03

tblVehicleEF	MDV	0.11	0.56
tblVehicleEF	MDV	0.28	0.52
tblVehicleEF	MDV	5.0000e-003	4.1980e-003
tblVehicleEF	MDV	1.1710e-003	8.9500e-004
tblVehicleEF	MDV	0.10	0.13
tblVehicleEF	MDV	0.21	0.19
tblVehicleEF	MDV	0.09	0.11
tblVehicleEF	MDV	0.05	0.04
tblVehicleEF	MDV	0.11	0.56
tblVehicleEF	MDV	0.31	0.57
tblVehicleEF	MDV	0.02	7.8200e-003
tblVehicleEF	MDV	0.02	0.08
tblVehicleEF	MDV	1.87	1.69
tblVehicleEF	MDV	2.99	2.99
tblVehicleEF	MDV	542.90	456.91
tblVehicleEF	MDV	110.76	89.27
tblVehicleEF	MDV	0.18	0.14
tblVehicleEF	MDV	0.33	0.41
tblVehicleEF	MDV	1.8680e-003	1.6560e-003
tblVehicleEF	MDV	2.5890e-003	2.2360e-003
tblVehicleEF	MDV	1.7240e-003	1.5300e-003
tblVehicleEF	MDV	2.3820e-003	2.0580e-003
tblVehicleEF	MDV	0.21	0.29
tblVehicleEF	MDV	0.24	0.23
tblVehicleEF	MDV	0.18	0.26
tblVehicleEF	MDV	0.04	0.04
tblVehicleEF	MDV	0.11	0.57

tblVehicleEF	MDV	0.24	0.43
tblVehicleEF	MDV	5.4470e-003	4.5080e-003
tblVehicleEF	MDV	1.1600e-003	8.8100e-004
tblVehicleEF	MDV	0.21	0.29
tblVehicleEF	MDV	0.24	0.23
tblVehicleEF	MDV	0.18	0.26
tblVehicleEF	MDV	0.06	0.05
tblVehicleEF	MDV	0.11	0.57
tblVehicleEF	MDV	0.26	0.47
tblVehicleEF	MDV	0.01	6.5500e-003
tblVehicleEF	MDV	0.02	0.10
tblVehicleEF	MDV	1.47	1.27
tblVehicleEF	MDV	3.53	3.52
tblVehicleEF	MDV	488.33	416.35
tblVehicleEF	MDV	110.76	90.40
tblVehicleEF	MDV	0.19	0.15
tblVehicleEF	MDV	0.35	0.43
tblVehicleEF	MDV	1.8680e-003	1.6560e-003
tblVehicleEF	MDV	2.5890e-003	2.2360e-003
tblVehicleEF	MDV	1.7240e-003	1.5300e-003
tblVehicleEF	MDV	2.3820e-003	2.0580e-003
tblVehicleEF	MDV	0.10	0.13
tblVehicleEF	MDV	0.23	0.20
tblVehicleEF	MDV	0.08	0.10
tblVehicleEF	MDV	0.04	0.03
tblVehicleEF	MDV	0.13	0.65
tblVehicleEF	MDV	0.28	0.51

tblVehicleEF	MDV	4.8960e-003	4.1070e-003
tblVehicleEF	MDV	1.1700e-003	8.9200e-004
tblVehicleEF	MDV	0.10	0.13
tblVehicleEF	MDV	0.23	0.20
tblVehicleEF	MDV	0.08	0.10
tblVehicleEF	MDV	0.05	0.04
tblVehicleEF	MDV	0.13	0.65
tblVehicleEF	MDV	0.31	0.56
tblVehicleEF	MH	0.04	4.0640e-003
tblVehicleEF	MH	0.03	0.00
tblVehicleEF	MH	3.60	0.38
tblVehicleEF	MH	6.96	0.00
tblVehicleEF	MH	1,048.28	936.22
tblVehicleEF	MH	59.91	0.00
tblVehicleEF	MH	1.64	5.05
tblVehicleEF	MH	0.95	0.00
tblVehicleEF	MH	0.01	0.02
tblVehicleEF	MH	0.04	0.19
tblVehicleEF	MH	1.2510e-003	0.00
tblVehicleEF	MH	3.2210e-003	4.0000e-003
tblVehicleEF	MH	0.04	0.18
tblVehicleEF	MH	1.1500e-003	0.00
tblVehicleEF	MH	1.56	0.00
tblVehicleEF	MH	0.09	0.00
tblVehicleEF	MH	0.54	0.00
tblVehicleEF	MH	0.12	0.09
tblVehicleEF	MH	0.03	0.00

tblVehicleEF	MH	0.40	0.00
tblVehicleEF	MH	0.01	8.8510e-003
tblVehicleEF	MH	7.2000e-004	0.00
tblVehicleEF	MH	1.56	0.00
tblVehicleEF	MH	0.09	0.00
tblVehicleEF	MH	0.54	0.00
tblVehicleEF	MH	0.17	0.10
tblVehicleEF	MH	0.03	0.00
tblVehicleEF	MH	0.44	0.00
tblVehicleEF	MH	0.04	4.0640e-003
tblVehicleEF	MH	0.03	0.00
tblVehicleEF	MH	3.74	0.38
tblVehicleEF	MH	6.31	0.00
tblVehicleEF	MH	1,048.28	936.22
tblVehicleEF	MH	59.91	0.00
tblVehicleEF	MH	1.50	4.73
tblVehicleEF	MH	0.90	0.00
tblVehicleEF	MH	0.01	0.02
tblVehicleEF	MH	0.04	0.19
tblVehicleEF	MH	1.2510e-003	0.00
tblVehicleEF	MH	3.2210e-003	4.0000e-003
tblVehicleEF	MH	0.04	0.18
tblVehicleEF	MH	1.1500e-003	0.00
tblVehicleEF	MH	3.12	0.00
tblVehicleEF	MH	0.11	0.00
tblVehicleEF	MH	1.30	0.00
tblVehicleEF	MH	0.12	0.09

tblVehicleEF	MH	0.03	0.00
tblVehicleEF	MH	0.37	0.00
tblVehicleEF	MH	0.01	8.8510e-003
tblVehicleEF	MH	7.0900e-004	0.00
tblVehicleEF	MH	3.12	0.00
tblVehicleEF	MH	0.11	0.00
tblVehicleEF	MH	1.30	0.00
tblVehicleEF	MH	0.17	0.10
tblVehicleEF	MH	0.03	0.00
tblVehicleEF	MH	0.41	0.00
tblVehicleEF	MH	0.04	4.0640e-003
tblVehicleEF	MH	0.03	0.00
tblVehicleEF	MH	3.61	0.38
tblVehicleEF	MH	6.87	0.00
tblVehicleEF	MH	1,048.28	936.22
tblVehicleEF	MH	59.91	0.00
tblVehicleEF	MH	1.61	4.97
tblVehicleEF	MH	0.94	0.00
tblVehicleEF	MH	0.01	0.02
tblVehicleEF	MH	0.04	0.19
tblVehicleEF	MH	1.2510e-003	0.00
tblVehicleEF	MH	3.2210e-003	4.0000e-003
tblVehicleEF	MH	0.04	0.18
tblVehicleEF	MH	1.1500e-003	0.00
tblVehicleEF	MH	1.88	0.00
tblVehicleEF	MH	0.12	0.00
tblVehicleEF	MH	0.56	0.00

tblVehicleEF	MH	0.12	0.09
tblVehicleEF	MH	0.03	0.00
tblVehicleEF	MH	0.40	0.00
tblVehicleEF	MH	0.01	8.8510e-003
tblVehicleEF	MH	7.1900e-004	0.00
tblVehicleEF	MH	1.88	0.00
tblVehicleEF	MH	0.12	0.00
tblVehicleEF	MH	0.56	0.00
tblVehicleEF	MH	0.17	0.10
tblVehicleEF	MH	0.03	0.00
tblVehicleEF	MH	0.43	0.00
tblVehicleEF	MHD	0.02	5.4630e-003
tblVehicleEF	MHD	4.1450e-003	6.2250e-003
tblVehicleEF	MHD	0.06	0.02
tblVehicleEF	MHD	0.33	0.44
tblVehicleEF	MHD	0.31	0.67
tblVehicleEF	MHD	6.00	1.87
tblVehicleEF	MHD	155.10	70.79
tblVehicleEF	MHD	1,105.72	1,107.75
tblVehicleEF	MHD	53.92	15.06
tblVehicleEF	MHD	0.63	0.57
tblVehicleEF	MHD	1.08	1.89
tblVehicleEF	MHD	11.74	0.98
tblVehicleEF	MHD	4.3700e-004	1.7550e-003
tblVehicleEF	MHD	5.5780e-003	0.06
tblVehicleEF	MHD	8.2200e-004	1.9600e-004
tblVehicleEF	MHD	4.1800e-004	1.6790e-003

tblVehicleEF	MHD	5.3330e-003	0.06
tblVehicleEF	MHD	7.5600e-004	1.8000e-004
tblVehicleEF	MHD	1.4330e-003	1.2040e-003
tblVehicleEF	MHD	0.05	0.04
tblVehicleEF	MHD	0.02	0.03
tblVehicleEF	MHD	7.1400e-004	5.5800e-004
tblVehicleEF	MHD	0.04	0.08
tblVehicleEF	MHD	0.02	0.20
tblVehicleEF	MHD	0.36	0.08
tblVehicleEF	MHD	1.4910e-003	6.7300e-004
tblVehicleEF	MHD	0.01	0.01
tblVehicleEF	MHD	6.4400e-004	1.4900e-004
tblVehicleEF	MHD	1.4330e-003	1.2040e-003
tblVehicleEF	MHD	0.05	0.04
tblVehicleEF	MHD	0.03	0.04
tblVehicleEF	MHD	7.1400e-004	5.5800e-004
tblVehicleEF	MHD	0.05	0.09
tblVehicleEF	MHD	0.02	0.20
tblVehicleEF	MHD	0.40	0.09
tblVehicleEF	MHD	0.02	5.1740e-003
tblVehicleEF	MHD	4.2290e-003	6.3500e-003
tblVehicleEF	MHD	0.05	0.02
tblVehicleEF	MHD	0.24	0.35
tblVehicleEF	MHD	0.32	0.68
tblVehicleEF	MHD	5.61	1.72
tblVehicleEF	MHD	164.29	72.16
tblVehicleEF	MHD	1,105.72	1,107.78

tblVehicleEF	MHD	53.92	14.81
tblVehicleEF	MHD	0.65	0.57
tblVehicleEF	MHD	1.01	1.76
tblVehicleEF	MHD	11.70	0.97
tblVehicleEF	MHD	3.6900e-004	1.4820e-003
tblVehicleEF	MHD	5.5780e-003	0.06
tblVehicleEF	MHD	8.2200e-004	1.9600e-004
tblVehicleEF	MHD	3.5300e-004	1.4180e-003
tblVehicleEF	MHD	5.3330e-003	0.06
tblVehicleEF	MHD	7.5600e-004	1.8000e-004
tblVehicleEF	MHD	2.8480e-003	2.6690e-003
tblVehicleEF	MHD	0.05	0.05
tblVehicleEF	MHD	0.02	0.03
tblVehicleEF	MHD	1.6690e-003	1.6090e-003
tblVehicleEF	MHD	0.04	0.08
tblVehicleEF	MHD	0.02	0.21
tblVehicleEF	MHD	0.35	0.08
tblVehicleEF	MHD	1.5770e-003	6.8700e-004
tblVehicleEF	MHD	0.01	0.01
tblVehicleEF	MHD	6.3800e-004	1.4700e-004
tblVehicleEF	MHD	2.8480e-003	2.6690e-003
tblVehicleEF	MHD	0.05	0.05
tblVehicleEF	MHD	0.03	0.03
tblVehicleEF	MHD	1.6690e-003	1.6090e-003
tblVehicleEF	MHD	0.05	0.10
tblVehicleEF	MHD	0.02	0.21
tblVehicleEF	MHD	0.38	0.09

tblVehicleEF	MHD	0.02	5.8910e-003
tblVehicleEF	MHD	4.1530e-003	6.2420e-003
tblVehicleEF	MHD	0.06	0.02
tblVehicleEF	MHD	0.46	0.57
tblVehicleEF	MHD	0.31	0.67
tblVehicleEF	MHD	5.90	1.82
tblVehicleEF	MHD	142.41	68.88
tblVehicleEF	MHD	1,105.72	1,107.76
tblVehicleEF	MHD	53.92	14.97
tblVehicleEF	MHD	0.60	0.56
tblVehicleEF	MHD	1.06	1.85
tblVehicleEF	MHD	11.73	0.98
tblVehicleEF	MHD	5.3200e-004	2.1320e-003
tblVehicleEF	MHD	5.5780e-003	0.06
tblVehicleEF	MHD	8.2200e-004	1.9600e-004
tblVehicleEF	MHD	5.0900e-004	2.0400e-003
tblVehicleEF	MHD	5.3330e-003	0.06
tblVehicleEF	MHD	7.5600e-004	1.8000e-004
tblVehicleEF	MHD	1.5800e-003	1.4230e-003
tblVehicleEF	MHD	0.05	0.04
tblVehicleEF	MHD	0.03	0.03
tblVehicleEF	MHD	7.0500e-004	5.1800e-004
tblVehicleEF	MHD	0.04	0.08
tblVehicleEF	MHD	0.02	0.22
tblVehicleEF	MHD	0.36	0.08
tblVehicleEF	MHD	1.3710e-003	6.5500e-004
tblVehicleEF	MHD	0.01	0.01

tblVehicleEF	MHD	6.4300e-004	1.4800e-004
tblVehicleEF	MHD	1.5800e-003	1.4230e-003
tblVehicleEF	MHD	0.05	0.04
tblVehicleEF	MHD	0.04	0.04
tblVehicleEF	MHD	7.0500e-004	5.1800e-004
tblVehicleEF	MHD	0.05	0.09
tblVehicleEF	MHD	0.02	0.22
tblVehicleEF	MHD	0.39	0.09
tblVehicleEF	OBUS	0.01	9.8280e-003
tblVehicleEF	OBUS	0.01	0.01
tblVehicleEF	OBUS	0.03	0.03
tblVehicleEF	OBUS	0.27	0.43
tblVehicleEF	OBUS	0.73	1.52
tblVehicleEF	OBUS	6.67	3.30
tblVehicleEF	OBUS	70.21	51.97
tblVehicleEF	OBUS	1,126.32	1,610.98
tblVehicleEF	OBUS	71.08	24.56
tblVehicleEF	OBUS	0.32	0.26
tblVehicleEF	OBUS	1.10	1.20
tblVehicleEF	OBUS	1.97	0.47
tblVehicleEF	OBUS	1.1300e-004	1.0320e-003
tblVehicleEF	OBUS	5.4210e-003	0.02
tblVehicleEF	OBUS	9.1200e-004	2.4700e-004
tblVehicleEF	OBUS	1.0800e-004	9.8700e-004
tblVehicleEF	OBUS	5.1650e-003	0.02
tblVehicleEF	OBUS	8.3900e-004	2.2700e-004
tblVehicleEF	OBUS	2.2350e-003	3.0920e-003

tblVehicleEF	OBUS	0.02	0.03
tblVehicleEF	OBUS	0.04	0.05
tblVehicleEF	OBUS	9.4600e-004	1.1800e-003
tblVehicleEF	OBUS	0.05	0.08
tblVehicleEF	OBUS	0.05	0.35
tblVehicleEF	OBUS	0.41	0.16
tblVehicleEF	OBUS	6.8200e-004	4.9900e-004
tblVehicleEF	OBUS	0.01	0.02
tblVehicleEF	OBUS	8.2800e-004	2.4300e-004
tblVehicleEF	OBUS	2.2350e-003	3.0920e-003
tblVehicleEF	OBUS	0.02	0.03
tblVehicleEF	OBUS	0.05	0.07
tblVehicleEF	OBUS	9.4600e-004	1.1800e-003
tblVehicleEF	OBUS	0.06	0.11
tblVehicleEF	OBUS	0.05	0.35
tblVehicleEF	OBUS	0.45	0.17
tblVehicleEF	OBUS	0.01	9.8610e-003
tblVehicleEF	OBUS	0.01	0.01
tblVehicleEF	OBUS	0.03	0.03
tblVehicleEF	OBUS	0.26	0.41
tblVehicleEF	OBUS	0.75	1.57
tblVehicleEF	OBUS	6.11	2.97
tblVehicleEF	OBUS	73.34	52.23
tblVehicleEF	OBUS	1,126.32	1,611.07
tblVehicleEF	OBUS	71.08	24.00
tblVehicleEF	OBUS	0.33	0.26
tblVehicleEF	OBUS	1.02	1.08

tblVehicleEF	OBUS	1.92	0.45
tblVehicleEF	OBUS	9.5000e-005	8.7200e-004
tblVehicleEF	OBUS	5.4210e-003	0.02
tblVehicleEF	OBUS	9.1200e-004	2.4700e-004
tblVehicleEF	OBUS	9.1000e-005	8.3400e-004
tblVehicleEF	OBUS	5.1650e-003	0.02
tblVehicleEF	OBUS	8.3900e-004	2.2700e-004
tblVehicleEF	OBUS	4.3510e-003	6.6820e-003
tblVehicleEF	OBUS	0.02	0.04
tblVehicleEF	OBUS	0.04	0.05
tblVehicleEF	OBUS	2.1830e-003	3.3480e-003
tblVehicleEF	OBUS	0.05	0.08
tblVehicleEF	OBUS	0.05	0.36
tblVehicleEF	OBUS	0.39	0.15
tblVehicleEF	OBUS	7.1200e-004	5.0100e-004
tblVehicleEF	OBUS	0.01	0.02
tblVehicleEF	OBUS	8.1800e-004	2.3700e-004
tblVehicleEF	OBUS	4.3510e-003	6.6820e-003
tblVehicleEF	OBUS	0.02	0.04
tblVehicleEF	OBUS	0.05	0.07
tblVehicleEF	OBUS	2.1830e-003	3.3480e-003
tblVehicleEF	OBUS	0.07	0.11
tblVehicleEF	OBUS	0.05	0.36
tblVehicleEF	OBUS	0.42	0.16
tblVehicleEF	OBUS	0.01	9.8320e-003
tblVehicleEF	OBUS	0.01	0.01
tblVehicleEF	OBUS	0.03	0.03

tblVehicleEF	OBUS	0.28	0.44
tblVehicleEF	OBUS	0.73	1.53
tblVehicleEF	OBUS	6.62	3.24
tblVehicleEF	OBUS	65.88	51.61
tblVehicleEF	OBUS	1,126.32	1,611.00
tblVehicleEF	OBUS	71.08	24.45
tblVehicleEF	OBUS	0.31	0.26
tblVehicleEF	OBUS	1.08	1.17
tblVehicleEF	OBUS	1.96	0.47
tblVehicleEF	OBUS	1.3700e-004	1.2520e-003
tblVehicleEF	OBUS	5.4210e-003	0.02
tblVehicleEF	OBUS	9.1200e-004	2.4700e-004
tblVehicleEF	OBUS	1.3100e-004	1.1980e-003
tblVehicleEF	OBUS	5.1650e-003	0.02
tblVehicleEF	OBUS	8.3900e-004	2.2700e-004
tblVehicleEF	OBUS	2.3980e-003	3.4750e-003
tblVehicleEF	OBUS	0.02	0.03
tblVehicleEF	OBUS	0.04	0.05
tblVehicleEF	OBUS	9.5900e-004	1.1270e-003
tblVehicleEF	OBUS	0.05	0.08
tblVehicleEF	OBUS	0.05	0.38
tblVehicleEF	OBUS	0.41	0.15
tblVehicleEF	OBUS	6.4100e-004	4.9500e-004
tblVehicleEF	OBUS	0.01	0.02
tblVehicleEF	OBUS	8.2700e-004	2.4200e-004
tblVehicleEF	OBUS	2.3980e-003	3.4750e-003
tblVehicleEF	OBUS	0.02	0.03

tblVehicleEF	OBUS	0.05	0.07
tblVehicleEF	OBUS	9.5900e-004	1.1270e-003
tblVehicleEF	OBUS	0.06	0.11
tblVehicleEF	OBUS	0.05	0.38
tblVehicleEF	OBUS	0.45	0.17
tblVehicleEF	SBUS	0.86	0.01
tblVehicleEF	SBUS	0.01	4.4370e-003
tblVehicleEF	SBUS	0.07	1.1460e-003
tblVehicleEF	SBUS	5.64	1.00
tblVehicleEF	SBUS	0.71	0.28
tblVehicleEF	SBUS	5.49	0.17
tblVehicleEF	SBUS	1,270.71	324.55
tblVehicleEF	SBUS	1,144.20	1,170.32
tblVehicleEF	SBUS	36.06	0.97
tblVehicleEF	SBUS	12.46	3.52
tblVehicleEF	SBUS	5.17	5.16
tblVehicleEF	SBUS	15.23	0.98
tblVehicleEF	SBUS	0.01	3.9580e-003
tblVehicleEF	SBUS	0.01	0.01
tblVehicleEF	SBUS	0.03	0.03
tblVehicleEF	SBUS	5.0600e-004	1.4000e-005
tblVehicleEF	SBUS	0.01	3.7870e-003
tblVehicleEF	SBUS	2.7630e-003	2.8810e-003
tblVehicleEF	SBUS	0.03	0.03
tblVehicleEF	SBUS	4.6500e-004	1.3000e-005
tblVehicleEF	SBUS	3.0740e-003	5.8000e-005
tblVehicleEF	SBUS	0.02	2.1600e-004

tblVehicleEF	SBUS	0.68	0.08
tblVehicleEF	SBUS	1.3130e-003	2.2000e-005
tblVehicleEF	SBUS	0.12	0.09
tblVehicleEF	SBUS	0.01	1.7430e-003
tblVehicleEF	SBUS	0.28	6.0120e-003
tblVehicleEF	SBUS	0.01	3.0720e-003
tblVehicleEF	SBUS	0.01	0.01
tblVehicleEF	SBUS	4.5600e-004	1.0000e-005
tblVehicleEF	SBUS	3.0740e-003	5.8000e-005
tblVehicleEF	SBUS	0.02	2.1600e-004
tblVehicleEF	SBUS	0.97	0.11
tblVehicleEF	SBUS	1.3130e-003	2.2000e-005
tblVehicleEF	SBUS	0.14	0.10
tblVehicleEF	SBUS	0.01	1.7430e-003
tblVehicleEF	SBUS	0.31	6.5820e-003
tblVehicleEF	SBUS	0.86	0.01
tblVehicleEF	SBUS	0.01	4.4520e-003
tblVehicleEF	SBUS	0.06	8.8900e-004
tblVehicleEF	SBUS	5.48	0.96
tblVehicleEF	SBUS	0.72	0.28
tblVehicleEF	SBUS	3.76	0.10
tblVehicleEF	SBUS	1,335.64	332.90
tblVehicleEF	SBUS	1,144.20	1,170.32
tblVehicleEF	SBUS	36.06	0.86
tblVehicleEF	SBUS	12.86	3.59
tblVehicleEF	SBUS	4.84	4.82
tblVehicleEF	SBUS	15.20	0.98

tblVehicleEF	SBUS	0.01	3.3450e-003
tblVehicleEF	SBUS	0.01	0.01
tblVehicleEF	SBUS	0.03	0.03
tblVehicleEF	SBUS	5.0600e-004	1.4000e-005
tblVehicleEF	SBUS	0.01	3.2000e-003
tblVehicleEF	SBUS	2.7630e-003	2.8810e-003
tblVehicleEF	SBUS	0.03	0.03
tblVehicleEF	SBUS	4.6500e-004	1.3000e-005
tblVehicleEF	SBUS	5.9210e-003	1.3100e-004
tblVehicleEF	SBUS	0.02	3.0200e-004
tblVehicleEF	SBUS	0.67	0.08
tblVehicleEF	SBUS	2.9370e-003	7.4000e-005
tblVehicleEF	SBUS	0.12	0.09
tblVehicleEF	SBUS	9.6420e-003	1.5130e-003
tblVehicleEF	SBUS	0.23	4.6550e-003
tblVehicleEF	SBUS	0.01	3.1510e-003
tblVehicleEF	SBUS	0.01	0.01
tblVehicleEF	SBUS	4.2700e-004	9.0000e-006
tblVehicleEF	SBUS	5.9210e-003	1.3100e-004
tblVehicleEF	SBUS	0.02	3.0200e-004
tblVehicleEF	SBUS	0.96	0.11
tblVehicleEF	SBUS	2.9370e-003	7.4000e-005
tblVehicleEF	SBUS	0.14	0.10
tblVehicleEF	SBUS	9.6420e-003	1.5130e-003
tblVehicleEF	SBUS	0.25	5.0970e-003
tblVehicleEF	SBUS	0.86	0.01
tblVehicleEF	SBUS	0.01	4.4380e-003

tblVehicleEF	SBUS	0.07	1.1310e-003
tblVehicleEF	SBUS	5.85	1.05
tblVehicleEF	SBUS	0.71	0.28
tblVehicleEF	SBUS	5.54	0.16
tblVehicleEF	SBUS	1,181.05	313.01
tblVehicleEF	SBUS	1,144.20	1,170.32
tblVehicleEF	SBUS	36.06	0.95
tblVehicleEF	SBUS	11.91	3.42
tblVehicleEF	SBUS	5.09	5.07
tblVehicleEF	SBUS	15.23	0.98
tblVehicleEF	SBUS	0.02	4.8040e-003
tblVehicleEF	SBUS	0.01	0.01
tblVehicleEF	SBUS	0.03	0.03
tblVehicleEF	SBUS	5.0600e-004	1.4000e-005
tblVehicleEF	SBUS	0.02	4.5960e-003
tblVehicleEF	SBUS	2.7630e-003	2.8810e-003
tblVehicleEF	SBUS	0.03	0.03
tblVehicleEF	SBUS	4.6500e-004	1.3000e-005
tblVehicleEF	SBUS	3.2090e-003	7.3000e-005
tblVehicleEF	SBUS	0.02	2.5400e-004
tblVehicleEF	SBUS	0.68	0.08
tblVehicleEF	SBUS	1.2980e-003	2.0000e-005
tblVehicleEF	SBUS	0.12	0.09
tblVehicleEF	SBUS	0.01	2.3230e-003
tblVehicleEF	SBUS	0.29	5.9330e-003
tblVehicleEF	SBUS	0.01	2.9630e-003
tblVehicleEF	SBUS	0.01	0.01

tblVehicleEF	SBUS	4.5600e-004	9.0000e-006
tblVehicleEF	SBUS	3.2090e-003	7.3000e-005
tblVehicleEF	SBUS	0.02	2.5400e-004
tblVehicleEF	SBUS	0.97	0.11
tblVehicleEF	SBUS	1.2980e-003	2.0000e-005
tblVehicleEF	SBUS	0.14	0.10
tblVehicleEF	SBUS	0.01	2.3230e-003
tblVehicleEF	SBUS	0.32	6.4960e-003
tblVehicleEF	UBUS	1.95	3.51
tblVehicleEF	UBUS	0.09	0.04
tblVehicleEF	UBUS	9.79	26.99
tblVehicleEF	UBUS	14.93	2.87
tblVehicleEF	UBUS	1,861.83	1,847.21
tblVehicleEF	UBUS	135.15	32.35
tblVehicleEF	UBUS	6.43	0.39
tblVehicleEF	UBUS	13.77	0.28
tblVehicleEF	UBUS	0.52	0.10
tblVehicleEF	UBUS	0.01	0.02
tblVehicleEF	UBUS	0.07	2.6230e-003
tblVehicleEF	UBUS	1.3790e-003	2.3500e-004
tblVehicleEF	UBUS	0.22	0.04
tblVehicleEF	UBUS	3.0000e-003	5.4850e-003
tblVehicleEF	UBUS	0.07	2.4900e-003
tblVehicleEF	UBUS	1.2680e-003	2.1600e-004
tblVehicleEF	UBUS	8.4220e-003	2.2150e-003
tblVehicleEF	UBUS	0.12	0.02
tblVehicleEF	UBUS	4.0730e-003	8.9000e-004

tblVehicleEF	UBUS	0.66	0.06
tblVehicleEF	UBUS	0.02	0.09
tblVehicleEF	UBUS	1.19	0.16
tblVehicleEF	UBUS	0.01	6.5550e-003
tblVehicleEF	UBUS	1.6230e-003	3.2000e-004
tblVehicleEF	UBUS	8.4220e-003	2.2150e-003
tblVehicleEF	UBUS	0.12	0.02
tblVehicleEF	UBUS	4.0730e-003	8.9000e-004
tblVehicleEF	UBUS	2.68	3.59
tblVehicleEF	UBUS	0.02	0.09
tblVehicleEF	UBUS	1.30	0.18
tblVehicleEF	UBUS	1.95	3.51
tblVehicleEF	UBUS	0.08	0.03
tblVehicleEF	UBUS	9.90	26.99
tblVehicleEF	UBUS	12.23	2.29
tblVehicleEF	UBUS	1,861.83	1,847.22
tblVehicleEF	UBUS	135.15	31.36
tblVehicleEF	UBUS	5.98	0.38
tblVehicleEF	UBUS	13.65	0.26
tblVehicleEF	UBUS	0.52	0.10
tblVehicleEF	UBUS	0.01	0.02
tblVehicleEF	UBUS	0.07	2.6230e-003
tblVehicleEF	UBUS	1.3790e-003	2.3500e-004
tblVehicleEF	UBUS	0.22	0.04
tblVehicleEF	UBUS	3.0000e-003	5.4850e-003
tblVehicleEF	UBUS	0.07	2.4900e-003
tblVehicleEF	UBUS	1.2680e-003	2.1600e-004

tblVehicleEF	UBUS	0.02	4.5600e-003
tblVehicleEF	UBUS	0.15	0.02
tblVehicleEF	UBUS	9.6640e-003	2.5650e-003
tblVehicleEF	UBUS	0.67	0.06
tblVehicleEF	UBUS	0.02	0.09
tblVehicleEF	UBUS	1.06	0.14
tblVehicleEF	UBUS	0.01	6.5550e-003
tblVehicleEF	UBUS	1.5760e-003	3.1000e-004
tblVehicleEF	UBUS	0.02	4.5600e-003
tblVehicleEF	UBUS	0.15	0.02
tblVehicleEF	UBUS	9.6640e-003	2.5650e-003
tblVehicleEF	UBUS	2.69	3.59
tblVehicleEF	UBUS	0.02	0.09
tblVehicleEF	UBUS	1.16	0.16
tblVehicleEF	UBUS	1.95	3.51
tblVehicleEF	UBUS	0.09	0.04
tblVehicleEF	UBUS	9.80	26.99
tblVehicleEF	UBUS	14.43	2.71
tblVehicleEF	UBUS	1,861.83	1,847.22
tblVehicleEF	UBUS	135.15	32.09
tblVehicleEF	UBUS	6.31	0.39
tblVehicleEF	UBUS	13.74	0.28
tblVehicleEF	UBUS	0.52	0.10
tblVehicleEF	UBUS	0.01	0.02
tblVehicleEF	UBUS	0.07	2.6230e-003
tblVehicleEF	UBUS	1.3790e-003	2.3500e-004
tblVehicleEF	UBUS	0.22	0.04

tblVehicleEF	UBUS	3.0000e-003	5.4850e-003
tblVehicleEF	UBUS	0.07	2.4900e-003
tblVehicleEF	UBUS	1.2680e-003	2.1600e-004
tblVehicleEF	UBUS	9.6690e-003	2.4060e-003
tblVehicleEF	UBUS	0.15	0.02
tblVehicleEF	UBUS	4.2700e-003	8.2100e-004
tblVehicleEF	UBUS	0.66	0.06
tblVehicleEF	UBUS	0.03	0.11
tblVehicleEF	UBUS	1.17	0.16
tblVehicleEF	UBUS	0.01	6.5550e-003
tblVehicleEF	UBUS	1.6140e-003	3.1800e-004
tblVehicleEF	UBUS	9.6690e-003	2.4060e-003
tblVehicleEF	UBUS	0.15	0.02
tblVehicleEF	UBUS	4.2700e-003	8.2100e-004
tblVehicleEF	UBUS	2.68	3.59
tblVehicleEF	UBUS	0.03	0.11
tblVehicleEF	UBUS	1.28	0.18
tblVehicleTrips	CC_TL	7.30	0.00
tblVehicleTrips	CC_TL	7.30	0.00
tblVehicleTrips	CC_TL	7.30	0.00
tblVehicleTrips	CC_TL	7.30	0.00
tblVehicleTrips	CC_TL	7.30	0.00
tblVehicleTrips	CC_TTP	28.00	0.00
tblVehicleTrips	CNW_TL	7.30	0.00
tblVehicleTrips	CNW_TL	7.30	0.00
tblVehicleTrips	CNW_TL	7.30	0.00
tblVehicleTrips	CNW_TL	7.30	0.00

tblVehicleTrips	CNW_TL	7.30	0.00
tblVehicleTrips	CNW_TTP	13.00	0.00
tblVehicleTrips	CNW_TTP	41.00	0.00
tblVehicleTrips	CW_TL	9.50	0.00
tblVehicleTrips	CW_TL	9.50	0.00
tblVehicleTrips	CW_TL	9.50	0.00
tblVehicleTrips	CW_TL	9.50	0.00
tblVehicleTrips	CW_TL	9.50	0.00
tblVehicleTrips	CW_TTP	59.00	0.00
tblVehicleTrips	CW_TTP	59.00	0.00
tblVehicleTrips	DV_TP	5.00	0.00
tblVehicleTrips	DV_TP	5.00	0.00
tblVehicleTrips	PB_TP	3.00	0.00
tblVehicleTrips	PB_TP	3.00	0.00
tblVehicleTrips	PR_TP	92.00	0.00
tblVehicleTrips	PR_TP	92.00	0.00
tblVehicleTrips	ST_TR	1.32	0.00
tblVehicleTrips	ST_TR	1.68	0.00
tblVehicleTrips	SU_TR	0.68	0.00
tblVehicleTrips	SU_TR	1.68	0.00
tblVehicleTrips	WD_TR	6.97	0.00
tblVehicleTrips	WD_TR	1.68	0.00
tblWater	IndoorWaterUseRate	319,999,125.00	0.00
tblWater	IndoorWaterUseRate	546,131,562.50	0.00

2.0 Emissions Summary

2.1 Overall Construction (Maximum Daily Emission)

Unmitigated Construction

	ROG	NOx	CO	SO2	Fugitive PM10	Exhaust PM10	PM10 Total	Fugitive PM2.5	Exhaust PM2.5	PM2.5 Total	Bio- CO2	NBio- CO2	Total CO2	CH4	N2O	CO2e
Year	lb/day										lb/day					
2021	52.1216	126.3659	133.2889	0.4556	39.4241	3.9728	41.4696	12.2601	3.6550	14.1419	0.0000	46,133.8148	46,133.8148	4.0103	0.0000	46,234.0734
Maximum	**52.1216**	**126.3659**	**133.2889**	**0.4556**	**39.4241**	**3.9728**	**41.4696**	**12.2601**	**3.6550**	**14.1419**	**0.0000**	**46,133.8148**	**46,133.8148**	**4.0103**	**0.0000**	**46,234.0734**

Mitigated Construction

	ROG	NOx	CO	SO2	Fugitive PM10	Exhaust PM10	PM10 Total	Fugitive PM2.5	Exhaust PM2.5	PM2.5 Total	Bio- CO2	NBio- CO2	Total CO2	CH4	N2O	CO2e
Year	lb/day										lb/day					
2021	52.1216	126.3659	133.2889	0.4556	39.4241	3.9728	41.4696	12.2601	3.6550	14.1419	0.0000	46,133.8148	46,133.8148	4.0103	0.0000	46,234.0733
Maximum	**52.1216**	**126.3659**	**133.2889**	**0.4556**	**39.4241**	**3.9728**	**41.4696**	**12.2601**	**3.6550**	**14.1419**	**0.0000**	**46,133.8148**	**46,133.8148**	**4.0103**	**0.0000**	**46,234.0733**

	ROG	**NOx**	**CO**	**SO2**	**Fugitive PM10**	**Exhaust PM10**	**PM10 Total**	**Fugitive PM2.5**	**Exhaust PM2.5**	**PM2.5 Total**	**Bio- CO2**	**NBio-CO2**	**Total CO2**	**CH4**	**N20**	**CO2e**
Percent Reduction	**0.00**	**0.00**	**0.00**	**0.00**	**0.00**	**0.00**	**0.00**	**0.00**	**0.00**	**0.00**	**0.00**	**0.00**	**0.00**	**0.00**	**0.00**	**0.00**

2.2 Overall Operational

Unmitigated Operational

	ROG	NOx	CO	SO2	Fugitive PM10	Exhaust PM10	PM10 Total	Fugitive PM2.5	Exhaust PM2.5	PM2.5 Total	Bio- CO2	NBio- CO2	Total CO2	CH4	N2O	CO2e
Category	lb/day										lb/day					
Area	106.6056	8.9000e-003	0.9701	7.0000e-005		3.4700e-003	3.4700e-003		3.4700e-003	3.4700e-003		2.0713	2.0713	5.5000e-003		2.2088
Energy	0.0000	0.0000	0.0000	0.0000		0.0000	0.0000		0.0000	0.0000		0.0000	0.0000	0.0000	0.0000	0.0000
Mobile	0.0000	0.0000	0.0000	0.0000	0.0000	0.0000	0.0000	0.0000	0.0000	0.0000		0.0000	0.0000	0.0000		0.0000
Total	**106.6056**	**8.9000e-003**	**0.9701**	**7.0000e-005**	**0.0000**	**3.4700e-003**	**3.4700e-003**	**0.0000**	**3.4700e-003**	**3.4700e-003**		**2.0713**	**2.0713**	**5.5000e-003**	**0.0000**	**2.2088**

Mitigated Operational

	ROG	NOx	CO	SO2	Fugitive PM10	Exhaust PM10	PM10 Total	Fugitive PM2.5	Exhaust PM2.5	PM2.5 Total	Bio- CO2	NBio- CO2	Total CO2	CH4	N2O	CO2e
Category	lb/day										lb/day					
Area	106.6056	8.9000e-003	0.9701	7.0000e-005		3.4700e-003	3.4700e-003		3.4700e-003	3.4700e-003		2.0713	2.0713	5.5000e-003		2.2088
Energy	0.0000	0.0000	0.0000	0.0000		0.0000	0.0000		0.0000	0.0000		0.0000	0.0000	0.0000	0.0000	0.0000
Mobile	0.0000	0.0000	0.0000	0.0000	0.0000	0.0000	0.0000	0.0000	0.0000	0.0000		0.0000	0.0000	0.0000		0.0000
Total	**106.6056**	**8.9000e-003**	**0.9701**	**7.0000e-005**	**0.0000**	**3.4700e-003**	**3.4700e-003**	**0.0000**	**3.4700e-003**	**3.4700e-003**		**2.0713**	**2.0713**	**5.5000e-003**	**0.0000**	**2.2088**

	ROG	NOx	CO	SO2	Fugitive PM10	Exhaust PM10	PM10 Total	Fugitive PM2.5	Exhaust PM2.5	PM2.5 Total	Bio- CO2	NBio-CO2	Total CO2	CH4	N20	CO2e
Percent Reduction	**0.00**	**0.00**	**0.00**	**0.00**	**0.00**	**0.00**	**0.00**	**0.00**	**0.00**	**0.00**	**0.00**	**0.00**	**0.00**	**0.00**	**0.00**	**0.00**

3.0 Construction Detail

Construction Phase

Phase Number	Phase Name	Phase Type	Start Date	End Date	Num Days Week	Num Days	Phase Description
1	Site Preparation	Site Preparation	1/4/2021	1/29/2021	5	20	
2	Grading	Grading	1/30/2021	3/12/2021	5	30	
3	Building Construction	Building Construction	3/13/2021	11/19/2021	5	180	
4	Architectural Coating	Architectural Coating	4/24/2021	11/19/2021	5	150	
5	Paving	Paving	7/3/2021	11/19/2021	5	100	

Acres of Grading (Site Preparation Phase): 400

Acres of Grading (Grading Phase): 600

Acres of Paving: 108.81

Residential Indoor: 0; Residential Outdoor: 0; Non-Residential Indoor: 5,618,144; Non-Residential Outdoor: 1,872,715; Striped Parking Area: 284,416 (Architectural Coating – sqft)

OffRoad Equipment

Phase Name	Offroad Equipment Type	Amount	Usage Hours	Horse Power	Load Factor
Site Preparation	Rubber Tired Dozers	3	8.00	247	0.40
Site Preparation	Tractors/Loaders/Backhoes	4	8.00	97	0.37
Grading	Excavators	4	8.00	158	0.38
Grading	Graders	2	8.00	187	0.41
Grading	Rubber Tired Dozers	2	8.00	247	0.40
Grading	Scrapers	4	8.00	367	0.48
Grading	Tractors/Loaders/Backhoes	4	8.00	97	0.37
Building Construction	Cranes	2	8.00	231	0.29
Building Construction	Forklifts	6	8.00	89	0.20
Building Construction	Generator Sets	2	8.00	84	0.74
Building Construction	Tractors/Loaders/Backhoes	6	8.00	97	0.37
Building Construction	Welders	2	8.00	46	0.45
Paving	Pavers	2	8.00	130	0.42
Paving	Paving Equipment	2	8.00	132	0.36
Paving	Rollers	2	8.00	80	0.38
Architectural Coating	Air Compressors	1	8.00	78	0.48

Trips and VMT

Phase Name	Offroad Equipment Count	Worker Trip Number	Vendor Trip Number	Hauling Trip Number	Worker Trip Length	Vendor Trip Length	Hauling Trip Length	Worker Vehicle Class	Vendor Vehicle Class	Hauling Vehicle Class
Site Preparation	7	18.00	0.00	0.00	10.80	7.30	20.00	LD_Mix	HDT_Mix	HHDT
Grading	16	40.00	0.00	0.00	10.80	7.30	20.00	LD_Mix	HDT_Mix	HHDT
Building Construction	18	1,782.00	696.00	0.00	10.80	7.30	20.00	LD_Mix	HDT_Mix	HHDT
Paving	6	15.00	0.00	0.00	10.80	7.30	20.00	LD_Mix	HDT_Mix	HHDT
Architectural Coating	1	713.00	0.00	0.00	10.80	7.30	20.00	LD_Mix	HDT_Mix	HHDT

3.1 Mitigation Measures Construction

3.2 Site Preparation - 2021

Unmitigated Construction On-Site

	ROG	NOx	CO	SO2	Fugitive PM10	Exhaust PM10	PM10 Total	Fugitive PM2.5	Exhaust PM2.5	PM2.5 Total	Bio- CO2	NBio- CO2	Total CO2	CH4	N2O	CO2e
Category	lb/day										lb/day					
Fugitive Dust					39.2763	0.0000	39.2763	12.2209	0.0000	12.2209			0.0000			0.0000
Off-Road	3.8882	40.4971	21.1543	0.0380		2.0445	2.0445		1.8809	1.8809		3,685.6569	3,685.6569	1.1920		3,715.4573
Total	**3.8882**	**40.4971**	**21.1543**	**0.0380**	**39.2763**	**2.0445**	**41.3207**	**12.2209**	**1.8809**	**14.1018**		**3,685.6569**	**3,685.6569**	**1.1920**		**3,715.4573**

Unmitigated Construction Off-Site

	ROG	NOx	CO	SO2	Fugitive PM10	Exhaust PM10	PM10 Total	Fugitive PM2.5	Exhaust PM2.5	PM2.5 Total	Bio- CO2	NBio- CO2	Total CO2	CH4	N2O	CO2e
Category	lb/day										lb/day					
Hauling	0.0000	0.0000	0.0000	0.0000	0.0000	0.0000	0.0000	0.0000	0.0000	0.0000		0.0000	0.0000	0.0000		0.0000
Vendor	0.0000	0.0000	0.0000	0.0000	0.0000	0.0000	0.0000	0.0000	0.0000	0.0000		0.0000	0.0000	0.0000		0.0000
Worker	0.0728	0.0453	0.4720	1.3100e-003	0.1479	9.8000e-004	0.1488	0.0392	9.0000e-004	0.0401		130.8293	130.8293	3.7300e-003		130.9226
Total	**0.0728**	**0.0453**	**0.4720**	**1.3100e-003**	**0.1479**	**9.8000e-004**	**0.1488**	**0.0392**	**9.0000e-004**	**0.0401**		**130.8293**	**130.8293**	**3.7300e-003**		**130.9226**

3.2 Site Preparation - 2021

Mitigated Construction On-Site

	ROG	NOx	CO	SO2	Fugitive PM10	Exhaust PM10	PM10 Total	Fugitive PM2.5	Exhaust PM2.5	PM2.5 Total	Bio- CO2	NBio- CO2	Total CO2	CH4	N2O	CO2e
Category	lb/day										lb/day					
Fugitive Dust					39.2763	0.0000	39.2763	12.2209	0.0000	12.2209			0.0000			0.0000
Off-Road	3.8882	40.4971	21.1543	0.0380		2.0445	2.0445		1.8809	1.8809	0.0000	3,685.6569	3,685.6569	1.1920		3,715.4573
Total	**3.8882**	**40.4971**	**21.1543**	**0.0380**	**39.2763**	**2.0445**	**41.3207**	**12.2209**	**1.8809**	**14.1018**	**0.0000**	**3,685.6569**	**3,685.6569**	**1.1920**		**3,715.4573**

Mitigated Construction Off-Site

	ROG	NOx	CO	SO2	Fugitive PM10	Exhaust PM10	PM10 Total	Fugitive PM2.5	Exhaust PM2.5	PM2.5 Total	Bio- CO2	NBio- CO2	Total CO2	CH4	N2O	CO2e
Category	lb/day										lb/day					
Hauling	0.0000	0.0000	0.0000	0.0000	0.0000	0.0000	0.0000	0.0000	0.0000	0.0000		0.0000	0.0000	0.0000		0.0000
Vendor	0.0000	0.0000	0.0000	0.0000	0.0000	0.0000	0.0000	0.0000	0.0000	0.0000		0.0000	0.0000	0.0000		0.0000
Worker	0.0728	0.0453	0.4720	1.3100e-003	0.1479	9.8000e-004	0.1488	0.0392	9.0000e-004	0.0401		130.8293	130.8293	3.7300e-003		130.9226
Total	**0.0728**	**0.0453**	**0.4720**	**1.3100e-003**	**0.1479**	**9.8000e-004**	**0.1488**	**0.0392**	**9.0000e-004**	**0.0401**		**130.8293**	**130.8293**	**3.7300e-003**		**130.9226**

3.3 Grading - 2021

Unmitigated Construction On-Site

	ROG	NOx	CO	SO2	Fugitive PM10	Exhaust PM10	PM10 Total	Fugitive PM2.5	Exhaust PM2.5	PM2.5 Total	Bio- CO2	NBio- CO2	Total CO2	CH4	N2O	CO2e
Category	lb/day										lb/day					
Fugitive Dust					33.2542	0.0000	33.2542	8.9106	0.0000	8.9106			0.0000			0.0000
Off-Road	8.3824	92.7997	61.7569	0.1240		3.9707	3.9707		3.6530	3.6530		12,014.0869	12,014.0869	3.8856		12,111.2269
Total	**8.3824**	**92.7997**	**61.7569**	**0.1240**	**33.2542**	**3.9707**	**37.2249**	**8.9106**	**3.6530**	**12.5637**		**12,014.0869**	**12,014.0869**	**3.8856**		**12,111.2269**

Unmitigated Construction Off-Site

	ROG	NOx	CO	SO2	Fugitive PM10	Exhaust PM10	PM10 Total	Fugitive PM2.5	Exhaust PM2.5	PM2.5 Total	Bio- CO2	NBio- CO2	Total CO2	CH4	N2O	CO2e
Category	lb/day										lb/day					
Hauling	0.0000	0.0000	0.0000	0.0000	0.0000	0.0000	0.0000	0.0000	0.0000	0.0000		0.0000	0.0000	0.0000		0.0000
Vendor	0.0000	0.0000	0.0000	0.0000	0.0000	0.0000	0.0000	0.0000	0.0000	0.0000		0.0000	0.0000	0.0000		0.0000
Worker	0.1617	0.1006	1.0490	2.9200e-003	0.3286	2.1700e-003	0.3308	0.0872	2.0000e-003	0.0892		290.7317	290.7317	8.3000e-003		290.9392
Total	**0.1617**	**0.1006**	**1.0490**	**2.9200e-003**	**0.3286**	**2.1700e-003**	**0.3308**	**0.0872**	**2.0000e-003**	**0.0892**		**290.7317**	**290.7317**	**8.3000e-003**		**290.9392**

3.3 Grading - 2021

Mitigated Construction On-Site

	ROG	NOx	CO	SO2	Fugitive PM10	Exhaust PM10	PM10 Total	Fugitive PM2.5	Exhaust PM2.5	PM2.5 Total	Bio- CO2	NBio- CO2	Total CO2	CH4	N2O	CO2e
Category	lb/day										lb/day					
Fugitive Dust					33.2542	0.0000	33.2542	8.9106	0.0000	8.9106			0.0000			0.0000
Off-Road	8.3824	92.7997	61.7569	0.1240		3.9707	3.9707		3.6530	3.6530	0.0000	12,014.0869	12,014.0869	3.8856		12,111.2268
Total	**8.3824**	**92.7997**	**61.7569**	**0.1240**	**33.2542**	**3.9707**	**37.2249**	**8.9106**	**3.6530**	**12.5637**	**0.0000**	**12,014.0869**	**12,014.0869**	**3.8856**		**12,111.2268**

Mitigated Construction Off-Site

	ROG	NOx	CO	SO2	Fugitive PM10	Exhaust PM10	PM10 Total	Fugitive PM2.5	Exhaust PM2.5	PM2.5 Total	Bio- CO2	NBio- CO2	Total CO2	CH4	N2O	CO2e
Category	lb/day										lb/day					
Hauling	0.0000	0.0000	0.0000	0.0000	0.0000	0.0000	0.0000	0.0000	0.0000	0.0000		0.0000	0.0000	0.0000		0.0000
Vendor	0.0000	0.0000	0.0000	0.0000	0.0000	0.0000	0.0000	0.0000	0.0000	0.0000		0.0000	0.0000	0.0000		0.0000
Worker	0.1617	0.1006	1.0490	2.9200e-003	0.3286	2.1700e-003	0.3308	0.0872	2.0000e-003	0.0892		290.7317	290.7317	8.3000e-003		290.9392
Total	**0.1617**	**0.1006**	**1.0490**	**2.9200e-003**	**0.3286**	**2.1700e-003**	**0.3308**	**0.0872**	**2.0000e-003**	**0.0892**		**290.7317**	**290.7317**	**8.3000e-003**		**290.9392**

3.4 Building Construction - 2021

Unmitigated Construction On-Site

	ROG	NOx	CO	SO2	Fugitive PM10	Exhaust PM10	PM10 Total	Fugitive PM2.5	Exhaust PM2.5	PM2.5 Total	Bio- CO2	NBio- CO2	Total CO2	CH4	N2O	CO2e
Category	lb/day										lb/day					
Off-Road	4.0455	37.4984	35.3413	0.0576		2.0503	2.0503		1.9250	1.9250		5,472.0876	5,472.0876	1.3502		5,505.8424
Total	**4.0455**	**37.4984**	**35.3413**	**0.0576**		**2.0503**	**2.0503**		**1.9250**	**1.9250**		**5,472.0876**	**5,472.0876**	**1.3502**		**5,505.8424**

Unmitigated Construction Off-Site

	ROG	NOx	CO	SO2	Fugitive PM10	Exhaust PM10	PM10 Total	Fugitive PM2.5	Exhaust PM2.5	PM2.5 Total	Bio- CO2	NBio- CO2	Total CO2	CH4	N2O	CO2e
Category	lb/day										lb/day					
Hauling	0.0000	0.0000	0.0000	0.0000	0.0000	0.0000	0.0000	0.0000	0.0000	0.0000		0.0000	0.0000	0.0000		0.0000
Vendor	1.9554	67.5981	15.0472	0.1881	4.7150	0.1243	4.8393	1.3575	0.1189	1.4764		19,835.8392	19,835.8392	1.3998		19,870.8337
Worker	7.2023	4.4831	46.7322	0.1300	14.6387	0.0967	14.7354	3.8829	0.0890	3.9719		12,952.0965	12,952.0965	0.3697		12,961.3394
Total	**9.1577**	**72.0811**	**61.7794**	**0.3181**	**19.3537**	**0.2210**	**19.5747**	**5.2404**	**0.2079**	**5.4483**		**32,787.9357**	**32,787.9357**	**1.7695**		**32,832.1731**

3.4 Building Construction - 2021

Mitigated Construction On-Site

	ROG	NOx	CO	SO2	Fugitive PM10	Exhaust PM10	PM10 Total	Fugitive PM2.5	Exhaust PM2.5	PM2.5 Total	Bio- CO2	NBio- CO2	Total CO2	CH4	N2O	CO2e
Category	lb/day										lb/day					
Off-Road	4.0455	37.4984	35.3413	0.0576		2.0503	2.0503		1.9250	1.9250	0.0000	5,472.0875	5,472.0875	1.3502		5,505.8424
Total	**4.0455**	**37.4984**	**35.3413**	**0.0576**		**2.0503**	**2.0503**		**1.9250**	**1.9250**	**0.0000**	**5,472.0875**	**5,472.0875**	**1.3502**		**5,505.8424**

Mitigated Construction Off-Site

	ROG	NOx	CO	SO2	Fugitive PM10	Exhaust PM10	PM10 Total	Fugitive PM2.5	Exhaust PM2.5	PM2.5 Total	Bio- CO2	NBio- CO2	Total CO2	CH4	N2O	CO2e
Category	lb/day										lb/day					
Hauling	0.0000	0.0000	0.0000	0.0000	0.0000	0.0000	0.0000	0.0000	0.0000	0.0000		0.0000	0.0000	0.0000		0.0000
Vendor	1.9554	67.5981	15.0472	0.1881	4.7150	0.1243	4.8393	1.3575	0.1189	1.4764		19,835.8392	19,835.8392	1.3998		19,870.8337
Worker	7.2023	4.4831	46.7322	0.1300	14.6387	0.0967	14.7354	3.8829	0.0890	3.9719		12,952.0965	12,952.0965	0.3697		12,961.3394
Total	**9.1577**	**72.0811**	**61.7794**	**0.3181**	**19.3537**	**0.2210**	**19.5747**	**5.2404**	**0.2079**	**5.4483**		**32,787.9357**	**32,787.9357**	**1.7695**		**32,832.1731**

3.5 Architectural Coating - 2021

Unmitigated Construction On-Site

	ROG	NOx	CO	SO2	Fugitive PM10	Exhaust PM10	PM10 Total	Fugitive PM2.5	Exhaust PM2.5	PM2.5 Total	Bio- CO2	NBio- CO2	Total CO2	CH4	N2O	CO2e
Category	lb/day										lb/day					
Archit. Coating	31.9352					0.0000	0.0000		0.0000	0.0000			0.0000			0.0000
Off-Road	0.2919	2.0358	2.4234	3.9600e-003		0.1255	0.1255		0.1255	0.1255		375.2641	375.2641	0.0258		375.9079
Total	**32.2271**	**2.0358**	**2.4234**	**3.9600e-003**		**0.1255**	**0.1255**		**0.1255**	**0.1255**		**375.2641**	**375.2641**	**0.0258**		**375.9079**

Unmitigated Construction Off-Site

	ROG	NOx	CO	SO2	Fugitive PM10	Exhaust PM10	PM10 Total	Fugitive PM2.5	Exhaust PM2.5	PM2.5 Total	Bio- CO2	NBio- CO2	Total CO2	CH4	N2O	CO2e
Category	lb/day										lb/day					
Hauling	0.0000	0.0000	0.0000	0.0000	0.0000	0.0000	0.0000	0.0000	0.0000	0.0000		0.0000	0.0000	0.0000		0.0000
Vendor	0.0000	0.0000	0.0000	0.0000	0.0000	0.0000	0.0000	0.0000	0.0000	0.0000		0.0000	0.0000	0.0000		0.0000
Worker	2.8817	1.7937	18.6981	0.0520	5.8571	0.0387	5.8958	1.5536	0.0356	1.5892		5,182.2923	5,182.2923	0.1479		5,185.9905
Total	**2.8817**	**1.7937**	**18.6981**	**0.0520**	**5.8571**	**0.0387**	**5.8958**	**1.5536**	**0.0356**	**1.5892**		**5,182.2923**	**5,182.2923**	**0.1479**		**5,185.9905**

3.5 Architectural Coating - 2021

Mitigated Construction On-Site

	ROG	NOx	CO	SO2	Fugitive PM10	Exhaust PM10	PM10 Total	Fugitive PM2.5	Exhaust PM2.5	PM2.5 Total	Bio- CO2	NBio- CO2	Total CO2	CH4	N2O	CO2e
Category	lb/day										lb/day					
Archit. Coating	31.9352					0.0000	0.0000		0.0000	0.0000			0.0000			0.0000
Off-Road	0.2919	2.0358	2.4234	3.9600e-003		0.1255	0.1255		0.1255	0.1255	0.0000	375.2641	375.2641	0.0258		375.9079
Total	**32.2271**	**2.0358**	**2.4234**	**3.9600e-003**		**0.1255**	**0.1255**		**0.1255**	**0.1255**	**0.0000**	**375.2641**	**375.2641**	**0.0258**		**375.9079**

Mitigated Construction Off-Site

	ROG	NOx	CO	SO2	Fugitive PM10	Exhaust PM10	PM10 Total	Fugitive PM2.5	Exhaust PM2.5	PM2.5 Total	Bio- CO2	NBio- CO2	Total CO2	CH4	N2O	CO2e
Category	lb/day										lb/day					
Hauling	0.0000	0.0000	0.0000	0.0000	0.0000	0.0000	0.0000	0.0000	0.0000	0.0000		0.0000	0.0000	0.0000		0.0000
Vendor	0.0000	0.0000	0.0000	0.0000	0.0000	0.0000	0.0000	0.0000	0.0000	0.0000		0.0000	0.0000	0.0000		0.0000
Worker	2.8817	1.7937	18.6981	0.0520	5.8571	0.0387	5.8958	1.5536	0.0356	1.5892		5,182.2923	5,182.2923	0.1479		5,185.9905
Total	**2.8817**	**1.7937**	**18.6981**	**0.0520**	**5.8571**	**0.0387**	**5.8958**	**1.5536**	**0.0356**	**1.5892**		**5,182.2923**	**5,182.2923**	**0.1479**		**5,185.9905**

3.6 Paving - 2021

Unmitigated Construction On-Site

	ROG	NOx	CO	SO2	Fugitive PM10	Exhaust PM10	PM10 Total	Fugitive PM2.5	Exhaust PM2.5	PM2.5 Total	Bio- CO2	NBio- CO2	Total CO2	CH4	N2O	CO2e
Category	lb/day										lb/day					
Off-Road	1.2556	12.9191	14.6532	0.0228		0.6777	0.6777		0.6235	0.6235		2,207.2109	2,207.2109	0.7139		2,225.0573
Paving	2.4935					0.0000	0.0000		0.0000	0.0000			0.0000			0.0000
Total	**3.7490**	**12.9191**	**14.6532**	**0.0228**		**0.6777**	**0.6777**		**0.6235**	**0.6235**		**2,207.2109**	**2,207.2109**	**0.7139**		**2,225.0573**

Unmitigated Construction Off-Site

	ROG	NOx	CO	SO2	Fugitive PM10	Exhaust PM10	PM10 Total	Fugitive PM2.5	Exhaust PM2.5	PM2.5 Total	Bio- CO2	NBio- CO2	Total CO2	CH4	N2O	CO2e
Category	lb/day										lb/day					
Hauling	0.0000	0.0000	0.0000	0.0000	0.0000	0.0000	0.0000	0.0000	0.0000	0.0000		0.0000	0.0000	0.0000		0.0000
Vendor	0.0000	0.0000	0.0000	0.0000	0.0000	0.0000	0.0000	0.0000	0.0000	0.0000		0.0000	0.0000	0.0000		0.0000
Worker	0.0606	0.0377	0.3934	1.0900e-003	0.1232	8.1000e-004	0.1240	0.0327	7.5000e-004	0.0334		109.0244	109.0244	3.1100e-003		109.1022
Total	**0.0606**	**0.0377**	**0.3934**	**1.0900e-003**	**0.1232**	**8.1000e-004**	**0.1240**	**0.0327**	**7.5000e-004**	**0.0334**		**109.0244**	**109.0244**	**3.1100e-003**		**109.1022**

3.6 Paving - 2021

Mitigated Construction On-Site

	ROG	NOx	CO	SO2	Fugitive PM10	Exhaust PM10	PM10 Total	Fugitive PM2.5	Exhaust PM2.5	PM2.5 Total	Bio- CO2	NBio- CO2	Total CO2	CH4	N2O	CO2e
Category	lb/day										lb/day					
Off-Road	1.2556	12.9191	14.6532	0.0228		0.6777	0.6777		0.6235	0.6235	0.0000	2,207.2109	2,207.2109	0.7139		2,225.0573
Paving	2.4935					0.0000	0.0000		0.0000	0.0000			0.0000			0.0000
Total	**3.7490**	**12.9191**	**14.6532**	**0.0228**		**0.6777**	**0.6777**		**0.6235**	**0.6235**	**0.0000**	**2,207.2109**	**2,207.2109**	**0.7139**		**2,225.0573**

Mitigated Construction Off-Site

	ROG	NOx	CO	SO2	Fugitive PM10	Exhaust PM10	PM10 Total	Fugitive PM2.5	Exhaust PM2.5	PM2.5 Total	Bio- CO2	NBio- CO2	Total CO2	CH4	N2O	CO2e
Category	lb/day										lb/day					
Hauling	0.0000	0.0000	0.0000	0.0000	0.0000	0.0000	0.0000	0.0000	0.0000	0.0000		0.0000	0.0000	0.0000		0.0000
Vendor	0.0000	0.0000	0.0000	0.0000	0.0000	0.0000	0.0000	0.0000	0.0000	0.0000		0.0000	0.0000	0.0000		0.0000
Worker	0.0606	0.0377	0.3934	1.0900e-003	0.1232	8.1000e-004	0.1240	0.0327	7.5000e-004	0.0334		109.0244	109.0244	3.1100e-003		109.1022
Total	**0.0606**	**0.0377**	**0.3934**	**1.0900e-003**	**0.1232**	**8.1000e-004**	**0.1240**	**0.0327**	**7.5000e-004**	**0.0334**		**109.0244**	**109.0244**	**3.1100e-003**		**109.1022**

4.0 Operational Detail - Mobile

4.1 Mitigation Measures Mobile

	ROG	NOx	CO	SO2	Fugitive PM10	Exhaust PM10	PM10 Total	Fugitive PM2.5	Exhaust PM2.5	PM2.5 Total	Bio- CO2	NBio- CO2	Total CO2	CH4	N2O	CO2e
Category	lb/day										lb/day					
Mitigated	0.0000	0.0000	0.0000	0.0000	0.0000	0.0000	0.0000	0.0000	0.0000	0.0000		0.0000	0.0000	0.0000		0.0000
Unmitigated	0.0000	0.0000	0.0000	0.0000	0.0000	0.0000	0.0000	0.0000	0.0000	0.0000		0.0000	0.0000	0.0000		0.0000

4.2 Trip Summary Information

	Average Daily Trip Rate			Unmitigated	Mitigated
Land Use	Weekday	Saturday	Sunday	Annual VMT	Annual VMT
General Light Industry	0.00	0.00	0.00		
Other Asphalt Surfaces	0.00	0.00	0.00		
Other Non-Asphalt Surfaces	0.00	0.00	0.00		
Parking Lot	0.00	0.00	0.00		
Unrefrigerated Warehouse-No Rail	0.00	0.00	0.00		
Total	0.00	0.00	0.00		

4.3 Trip Type Information

	Miles			Trip %			Trip Purpose %		
Land Use	H-W or C-W	H-S or C-C	H-O or C-NW	H-W or C-W	H-S or C-C	H-O or C-NW	Primary	Diverted	Pass-by
General Light Industry	0.00	0.00	0.00	0.00	0.00	0.00	0	0	0
Other Asphalt Surfaces	0.00	0.00	0.00	0.00	0.00	0.00	0	0	0
Other Non-Asphalt Surfaces	0.00	0.00	0.00	0.00	0.00	0.00	0	0	0
Parking Lot	0.00	0.00	0.00	0.00	0.00	0.00	0	0	0
Unrefrigerated Warehouse-No	0.00	0.00	0.00	0.00	0.00	0.00	0	0	0

4.4 Fleet Mix

Land Use	LDA	LDT1	LDT2	MDV	LHD1	LHD2	MHD	HHD	OBUS	UBUS	MCY	SBUS	MH
General Light Industry	0.549952	0.037123	0.179649	0.119457	0.017229	0.005267	0.017877	0.062669	0.001348	0.001607	0.006000	0.000812	0.001010
Other Asphalt Surfaces	0.549952	0.037123	0.179649	0.119457	0.017229	0.005267	0.017877	0.062669	0.001348	0.001607	0.006000	0.000812	0.001010
Other Non-Asphalt Surfaces	0.549952	0.037123	0.179649	0.119457	0.017229	0.005267	0.017877	0.062669	0.001348	0.001607	0.006000	0.000812	0.001010
Parking Lot	0.549952	0.037123	0.179649	0.119457	0.017229	0.005267	0.017877	0.062669	0.001348	0.001607	0.006000	0.000812	0.001010
Unrefrigerated Warehouse-No Rail	0.549952	0.037123	0.179649	0.119457	0.017229	0.005267	0.017877	0.062669	0.001348	0.001607	0.006000	0.000812	0.001010

5.0 Energy Detail

Historical Energy Use: N

5.1 Mitigation Measures Energy

	ROG	NOx	CO	SO2	Fugitive PM10	Exhaust PM10	PM10 Total	Fugitive PM2.5	Exhaust PM2.5	PM2.5 Total	Bio- CO2	NBio- CO2	Total CO2	CH4	N2O	CO2e
Category	lb/day										lb/day					
NaturalGas Mitigated	0.0000	0.0000	0.0000	0.0000		0.0000	0.0000		0.0000	0.0000		0.0000	0.0000	0.0000	0.0000	0.0000
NaturalGas Unmitigated	0.0000	0.0000	0.0000	0.0000		0.0000	0.0000		0.0000	0.0000		0.0000	0.0000	0.0000	0.0000	0.0000

5.2 Energy by Land Use - NaturalGas

Unmitigated

	NaturalGas Use	ROG	NOx	CO	SO2	Fugitive PM10	Exhaust PM10	PM10 Total	Fugitive PM2.5	Exhaust PM2.5	PM2.5 Total	Bio- CO2	NBio- CO2	Total CO2	CH4	N2O	CO2e
Land Use	kBTU/yr	lb/day										lb/day					
General Light Industry	0	0.0000	0.0000	0.0000	0.0000		0.0000	0.0000		0.0000	0.0000		0.0000	0.0000	0.0000	0.0000	0.0000
Other Asphalt Surfaces	0	0.0000	0.0000	0.0000	0.0000		0.0000	0.0000		0.0000	0.0000		0.0000	0.0000	0.0000	0.0000	0.0000
Other Non-Asphalt Surfaces	0	0.0000	0.0000	0.0000	0.0000		0.0000	0.0000		0.0000	0.0000		0.0000	0.0000	0.0000	0.0000	0.0000
Parking Lot	0	0.0000	0.0000	0.0000	0.0000		0.0000	0.0000		0.0000	0.0000		0.0000	0.0000	0.0000	0.0000	0.0000
Unrefrigerated Warehouse-No Rail	0	0.0000	0.0000	0.0000	0.0000		0.0000	0.0000		0.0000	0.0000		0.0000	0.0000	0.0000	0.0000	0.0000
Total		**0.0000**	**0.0000**	**0.0000**	**0.0000**		**0.0000**	**0.0000**		**0.0000**	**0.0000**		**0.0000**	**0.0000**	**0.0000**	**0.0000**	**0.0000**

5.2 Energy by Land Use - NaturalGas

Mitigated

	NaturalGas Use	ROG	NOx	CO	SO2	Fugitive PM10	Exhaust PM10	PM10 Total	Fugitive PM2.5	Exhaust PM2.5	PM2.5 Total	Bio- CO2	NBio- CO2	Total CO2	CH4	N2O	CO2e
Land Use	kBTU/yr	lb/day										lb/day					
General Light Industry	0	0.0000	0.0000	0.0000	0.0000		0.0000	0.0000		0.0000	0.0000		0.0000	0.0000	0.0000	0.0000	0.0000
Other Asphalt Surfaces	0	0.0000	0.0000	0.0000	0.0000		0.0000	0.0000		0.0000	0.0000		0.0000	0.0000	0.0000	0.0000	0.0000
Other Non-Asphalt Surfaces	0	0.0000	0.0000	0.0000	0.0000		0.0000	0.0000		0.0000	0.0000		0.0000	0.0000	0.0000	0.0000	0.0000
Parking Lot	0	0.0000	0.0000	0.0000	0.0000		0.0000	0.0000		0.0000	0.0000		0.0000	0.0000	0.0000	0.0000	0.0000
Unrefrigerated Warehouse-No Rail	0	0.0000	0.0000	0.0000	0.0000		0.0000	0.0000		0.0000	0.0000		0.0000	0.0000	0.0000	0.0000	0.0000
Total		**0.0000**	**0.0000**	**0.0000**	**0.0000**		**0.0000**	**0.0000**		**0.0000**	**0.0000**		**0.0000**	**0.0000**	**0.0000**	**0.0000**	**0.0000**

6.0 Area Detail

6.1 Mitigation Measures Area

	ROG	NOx	CO	SO2	Fugitive PM10	Exhaust PM10	PM10 Total	Fugitive PM2.5	Exhaust PM2.5	PM2.5 Total	Bio- CO2	NBio- CO2	Total CO2	CH4	N2O	CO2e
Category	lb/day										lb/day					
Mitigated	106.6056	8.9000e-003	0.9701	7.0000e-005		3.4700e-003	3.4700e-003		3.4700e-003	3.4700e-003		2.0713	2.0713	5.5000e-003		2.2088
Unmitigated	106.6056	8.9000e-003	0.9701	7.0000e-005		3.4700e-003	3.4700e-003		3.4700e-003	3.4700e-003		2.0713	2.0713	5.5000e-003		2.2088

6.2 Area by SubCategory

Unmitigated

	ROG	NOx	CO	SO2	Fugitive PM10	Exhaust PM10	PM10 Total	Fugitive PM2.5	Exhaust PM2.5	PM2.5 Total	Bio- CO2	NBio- CO2	Total CO2	CH4	N2O	CO2e
SubCategory	lb/day										lb/day					
Architectural Coating	24.6838					0.0000	0.0000		0.0000	0.0000			0.0000			0.0000
Consumer Products	81.8312					0.0000	0.0000		0.0000	0.0000			0.0000			0.0000
Landscaping	0.0906	8.9000e-003	0.9701	7.0000e-005		3.4700e-003	3.4700e-003		3.4700e-003	3.4700e-003		2.0713	2.0713	5.5000e-003		2.2088
Total	**106.6056**	**8.9000e-003**	**0.9701**	**7.0000e-005**		**3.4700e-003**	**3.4700e-003**		**3.4700e-003**	**3.4700e-003**		**2.0713**	**2.0713**	**5.5000e-003**		**2.2088**

6.2 Area by SubCategory

Mitigated

	ROG	NOx	CO	SO2	Fugitive PM10	Exhaust PM10	PM10 Total	Fugitive PM2.5	Exhaust PM2.5	PM2.5 Total	Bio- CO2	NBio- CO2	Total CO2	CH4	N2O	CO2e
SubCategory	lb/day										lb/day					
Architectural Coating	24.6838					0.0000	0.0000		0.0000	0.0000			0.0000			0.0000
Consumer Products	81.8312					0.0000	0.0000		0.0000	0.0000			0.0000			0.0000
Landscaping	0.0906	8.9000e-003	0.9701	7.0000e-005		3.4700e-003	3.4700e-003		3.4700e-003	3.4700e-003		2.0713	2.0713	5.5000e-003		2.2088
Total	**106.6056**	**8.9000e-003**	**0.9701**	**7.0000e-005**		**3.4700e-003**	**3.4700e-003**		**3.4700e-003**	**3.4700e-003**		**2.0713**	**2.0713**	**5.5000e-003**		**2.2088**

7.0 Water Detail

7.1 Mitigation Measures Water

8.0 Waste Detail

8.1 Mitigation Measures Waste

9.0 Operational Offroad

Equipment Type	Number	Hours/Day	Days/Year	Horse Power	Load Factor	Fuel Type

10.0 Stationary Equipment

Fire Pumps and Emergency Generators

Equipment Type	Number	Hours/Day	Hours/Year	Horse Power	Load Factor	Fuel Type

Boilers

Equipment Type	Number	Heat Input/Day	Heat Input/Year	Boiler Rating	Fuel Type

User Defined Equipment

Equipment Type	Number

11.0 Vegetation

This page intentionally left blank

APPENDIX 3.3:

CALEEMOD OPERATIONAL EMISSIONS MODEL OUTPUTS (PASSENGER CARS)

Hesperia Commerce Center II (Operations - Passenger Cars)

San Bernardino-Mojave Desert County, Summer

1.0 Project Characteristics

1.1 Land Usage

Land Uses	Size	Metric	Lot Acreage	Floor Surface Area	Population
General Light Industry	1,383.78	1000sqft	31.77	1,383,781.00	0
Unrefrigerated Warehouse-No Rail	2,361.65	1000sqft	54.22	2,361,648.00	0
Other Asphalt Surfaces	3,493.87	1000sqft	80.21	3,493,865.00	0
Other Non-Asphalt Surfaces	594.00	1000sqft	13.64	593,998.00	0
Parking Lot	1,631.00	Space	14.96	652,400.00	0

1.2 Other Project Characteristics

Urbanization	Urban	**Wind Speed (m/s)**	2.6	**Precipitation Freq (Days)**	32
Climate Zone	10			**Operational Year**	2021
Utility Company	Southern California Edison				
CO2 Intensity (lb/MWhr)	515	**CH4 Intensity (lb/MWhr)**	0.029	**N2O Intensity (lb/MWhr)**	0.006

1.3 User Entered Comments & Non-Default Data

Project Characteristics - Estimated intensity factor for total energy delivered by SCE based on the total CO2 emission factors and SB100 requirements for year 2021

Land Use - Total Project Area is 194.80 acres.

Construction Phase - Operations Run Only.

Off-road Equipment - Operations Run Only.

Trips and VMT - Operations Run Only.

Vehicle Trips - Trip Rates based on information provided in the Hesperia Commerce Center II Traffic Impact Analysis by Urban Crossroads, Inc.

Vehicle Emission Factors - EMFAC2017

Vehicle Emission Factors - EMFAC2017

Vehicle Emission Factors - EMFAC2017

Energy Use -

Water And Wastewater - As per the City of Hesperia General Plan Evaluation Water Supply Evalution (2009), the water demand fator for industrial land uses were 3,000 gallons per day per acre (gpd/acre).

Energy Mitigation -

Water Mitigation -

Waste Mitigation -

Operational Off-Road Equipment - Based on SCAQMD High Cube Warehouse Truck Trip Study White Paper Summary of Busniess Survey Results (2014)

Fleet Mix - Passenger Car Fleet Mix estimated based on the ratio of the vehicle classes in CalEEMod default fleet mix.

Table Name	Column Name	Default Value	New Value
tblConstructionPhase	NumDays	200.00	0.00
tblFleetMix	HHD	0.06	0.00
tblFleetMix	HHD	0.06	0.00
tblFleetMix	LDA	0.55	0.62
tblFleetMix	LDA	0.55	0.62
tblFleetMix	LDT1	0.04	0.04
tblFleetMix	LDT1	0.04	0.04
tblFleetMix	LDT2	0.18	0.20

tblFleetMix	LDT2	0.18	0.20
tblFleetMix	LHD1	0.02	0.00
tblFleetMix	LHD1	0.02	0.00
tblFleetMix	LHD2	5.2670e-003	0.00
tblFleetMix	LHD2	5.2670e-003	0.00
tblFleetMix	MCY	6.0000e-003	0.00
tblFleetMix	MCY	6.0000e-003	0.00
tblFleetMix	MDV	0.12	0.13
tblFleetMix	MDV	0.12	0.13
tblFleetMix	MH	1.0100e-003	0.00
tblFleetMix	MH	1.0100e-003	0.00
tblFleetMix	MHD	0.02	0.00
tblFleetMix	MHD	0.02	0.00
tblFleetMix	OBUS	1.3480e-003	0.00
tblFleetMix	OBUS	1.3480e-003	0.00
tblFleetMix	SBUS	8.1200e-004	0.00
tblFleetMix	SBUS	8.1200e-004	0.00
tblFleetMix	UBUS	1.6070e-003	0.00
tblFleetMix	UBUS	1.6070e-003	0.00
tblLandUse	LandUseSquareFeet	1,383,780.00	1,383,781.00
tblLandUse	LandUseSquareFeet	2,361,650.00	2,361,648.00
tblLandUse	LandUseSquareFeet	3,493,860.00	3,493,865.00
tblLandUse	LotAcreage	14.68	14.96
tblOffRoadEquipment	OffRoadEquipmentUnitAmount	1.00	0.00
tblOffRoadEquipment	OffRoadEquipmentUnitAmount	3.00	0.00
tblOffRoadEquipment	OffRoadEquipmentUnitAmount	2.00	0.00
tblOperationalOffRoadEquipment	OperDaysPerYear	260.00	365.00

Hesperia Commerce Center II (Operations - Passenger Cars) - San Bernardino-Mojave Desert County, Summer

tblOperationalOffRoadEquipment	OperFuelType	Diesel	CNG
tblOperationalOffRoadEquipment	OperHorsePower	97.00	200.00
tblOperationalOffRoadEquipment	OperHoursPerDay	8.00	4.00
tblOperationalOffRoadEquipment	OperOffRoadEquipmentNumber	0.00	15.00
tblProjectCharacteristics	CO2IntensityFactor	702.44	515
tblVehicleEF	HHD	1.24	0.03
tblVehicleEF	HHD	0.04	2.7731e-003
tblVehicleEF	HHD	0.11	1.1831e-007
tblVehicleEF	HHD	3.46	9.63
tblVehicleEF	HHD	0.58	0.28
tblVehicleEF	HHD	1.92	8.3347e-004
tblVehicleEF	HHD	6,983.95	1,752.04
tblVehicleEF	HHD	1,493.95	1,319.40
tblVehicleEF	HHD	5.71	0.01
tblVehicleEF	HHD	28.07	8.89
tblVehicleEF	HHD	2.87	2.62
tblVehicleEF	HHD	20.20	1.95
tblVehicleEF	HHD	0.01	0.01
tblVehicleEF	HHD	0.06	0.06
tblVehicleEF	HHD	0.04	0.04
tblVehicleEF	HHD	0.01	0.05
tblVehicleEF	HHD	5.5000e-005	4.7619e-007
tblVehicleEF	HHD	0.01	0.01
tblVehicleEF	HHD	0.03	0.03
tblVehicleEF	HHD	8.8820e-003	8.9828e-003
tblVehicleEF	HHD	0.01	0.05
tblVehicleEF	HHD	5.0000e-005	4.3784e-007

tblVehicleEF	HHD	9.3000e-005	2.3640e-006
tblVehicleEF	HHD	3.4490e-003	6.9327e-005
tblVehicleEF	HHD	0.89	0.73
tblVehicleEF	HHD	5.7000e-005	1.2306e-006
tblVehicleEF	HHD	0.09	0.05
tblVehicleEF	HHD	2.4200e-004	3.6754e-004
tblVehicleEF	HHD	0.06	6.0841e-007
tblVehicleEF	HHD	0.07	0.02
tblVehicleEF	HHD	0.01	0.01
tblVehicleEF	HHD	8.9000e-005	1.1607e-007
tblVehicleEF	HHD	9.3000e-005	2.3640e-006
tblVehicleEF	HHD	3.4490e-003	6.9327e-005
tblVehicleEF	HHD	1.02	0.83
tblVehicleEF	HHD	5.7000e-005	1.2306e-006
tblVehicleEF	HHD	0.13	0.06
tblVehicleEF	HHD	2.4200e-004	3.6754e-004
tblVehicleEF	HHD	0.07	6.6614e-007
tblVehicleEF	HHD	1.17	0.04
tblVehicleEF	HHD	0.04	2.7743e-003
tblVehicleEF	HHD	0.11	1.1083e-007
tblVehicleEF	HHD	2.52	9.45
tblVehicleEF	HHD	0.58	0.28
tblVehicleEF	HHD	1.80	7.6782e-004
tblVehicleEF	HHD	7,395.94	1,740.61
tblVehicleEF	HHD	1,493.95	1,319.40
tblVehicleEF	HHD	5.71	0.01
tblVehicleEF	HHD	28.97	8.56

tblVehicleEF	HHD	2.70	2.46
tblVehicleEF	HHD	20.19	1.95
tblVehicleEF	HHD	0.01	0.01
tblVehicleEF	HHD	0.06	0.06
tblVehicleEF	HHD	0.04	0.04
tblVehicleEF	HHD	0.01	0.05
tblVehicleEF	HHD	5.5000e-005	4.7619e-007
tblVehicleEF	HHD	0.01	0.01
tblVehicleEF	HHD	0.03	0.03
tblVehicleEF	HHD	8.8820e-003	8.9828e-003
tblVehicleEF	HHD	0.01	0.05
tblVehicleEF	HHD	5.0000e-005	4.3784e-007
tblVehicleEF	HHD	1.8400e-004	5.6532e-006
tblVehicleEF	HHD	3.9090e-003	8.7762e-005
tblVehicleEF	HHD	0.84	0.76
tblVehicleEF	HHD	1.2900e-004	4.0334e-006
tblVehicleEF	HHD	0.09	0.05
tblVehicleEF	HHD	2.4800e-004	3.8408e-004
tblVehicleEF	HHD	0.06	5.7228e-007
tblVehicleEF	HHD	0.07	0.02
tblVehicleEF	HHD	0.01	0.01
tblVehicleEF	HHD	8.7000e-005	1.1504e-007
tblVehicleEF	HHD	1.8400e-004	5.6532e-006
tblVehicleEF	HHD	3.9090e-003	8.7762e-005
tblVehicleEF	HHD	0.97	0.87
tblVehicleEF	HHD	1.2900e-004	4.0334e-006
tblVehicleEF	HHD	0.13	0.06

tblVehicleEF	HHD	2.4800e-004	3.8408e-004
tblVehicleEF	HHD	0.06	6.2657e-007
tblVehicleEF	HHD	1.34	0.03
tblVehicleEF	HHD	0.04	2.4809e-003
tblVehicleEF	HHD	0.11	1.1631e-007
tblVehicleEF	HHD	4.76	9.88
tblVehicleEF	HHD	0.58	0.28
tblVehicleEF	HHD	1.89	8.1027e-004
tblVehicleEF	HHD	6,415.00	1,767.74
tblVehicleEF	HHD	1,493.95	1,319.16
tblVehicleEF	HHD	5.71	0.01
tblVehicleEF	HHD	26.84	9.34
tblVehicleEF	HHD	2.83	2.58
tblVehicleEF	HHD	20.20	1.95
tblVehicleEF	HHD	0.02	0.01
tblVehicleEF	HHD	0.06	0.06
tblVehicleEF	HHD	0.04	0.04
tblVehicleEF	HHD	0.01	0.05
tblVehicleEF	HHD	5.5000e-005	4.7619e-007
tblVehicleEF	HHD	0.02	0.01
tblVehicleEF	HHD	0.03	0.03
tblVehicleEF	HHD	8.8820e-003	8.9822e-003
tblVehicleEF	HHD	0.01	0.05
tblVehicleEF	HHD	5.0000e-005	4.3784e-007
tblVehicleEF	HHD	9.4000e-005	2.7344e-006
tblVehicleEF	HHD	3.7830e-003	8.4410e-005
tblVehicleEF	HHD	0.96	0.68

tblVehicleEF	HHD	5.6000e-005	1.1093e-006
tblVehicleEF	HHD	0.09	0.05
tblVehicleEF	HHD	2.5900e-004	3.8293e-004
tblVehicleEF	HHD	0.06	5.9854e-007
tblVehicleEF	HHD	0.06	0.02
tblVehicleEF	HHD	0.01	0.01
tblVehicleEF	HHD	8.9000e-005	1.1571e-007
tblVehicleEF	HHD	9.4000e-005	2.7344e-006
tblVehicleEF	HHD	3.7830e-003	8.4410e-005
tblVehicleEF	HHD	1.10	0.78
tblVehicleEF	HHD	5.6000e-005	1.1093e-006
tblVehicleEF	HHD	0.13	0.06
tblVehicleEF	HHD	2.5900e-004	3.8293e-004
tblVehicleEF	HHD	0.07	6.5533e-007
tblVehicleEF	LDA	4.6640e-003	2.6749e-003
tblVehicleEF	LDA	6.4640e-003	0.06
tblVehicleEF	LDA	0.62	0.67
tblVehicleEF	LDA	1.32	2.30
tblVehicleEF	LDA	261.85	266.85
tblVehicleEF	LDA	59.28	55.75
tblVehicleEF	LDA	0.06	0.05
tblVehicleEF	LDA	0.09	0.21
tblVehicleEF	LDA	0.04	0.04
tblVehicleEF	LDA	8.0000e-003	8.0000e-003
tblVehicleEF	LDA	1.7130e-003	1.4183e-003
tblVehicleEF	LDA	2.3020e-003	1.9604e-003
tblVehicleEF	LDA	0.02	0.02

tblVehicleEF	LDA	2.0000e-003	2.0000e-003
tblVehicleEF	LDA	1.5790e-003	1.3072e-003
tblVehicleEF	LDA	2.1170e-003	1.8026e-003
tblVehicleEF	LDA	0.05	0.07
tblVehicleEF	LDA	0.11	0.11
tblVehicleEF	LDA	0.04	0.05
tblVehicleEF	LDA	0.01	0.01
tblVehicleEF	LDA	0.04	0.23
tblVehicleEF	LDA	0.09	0.26
tblVehicleEF	LDA	2.6230e-003	2.6339e-003
tblVehicleEF	LDA	6.1500e-004	5.5041e-004
tblVehicleEF	LDA	0.05	0.07
tblVehicleEF	LDA	0.11	0.11
tblVehicleEF	LDA	0.04	0.05
tblVehicleEF	LDA	0.02	0.02
tblVehicleEF	LDA	0.04	0.23
tblVehicleEF	LDA	0.10	0.29
tblVehicleEF	LDA	5.3170e-003	3.1454e-003
tblVehicleEF	LDA	5.3900e-003	0.05
tblVehicleEF	LDA	0.76	0.85
tblVehicleEF	LDA	1.10	1.87
tblVehicleEF	LDA	286.52	295.36
tblVehicleEF	LDA	59.28	54.91
tblVehicleEF	LDA	0.05	0.04
tblVehicleEF	LDA	0.08	0.19
tblVehicleEF	LDA	0.04	0.04
tblVehicleEF	LDA	8.0000e-003	8.0000e-003

tblVehicleEF	LDA	1.7130e-003	1.4183e-003
tblVehicleEF	LDA	2.3020e-003	1.9604e-003
tblVehicleEF	LDA	0.02	0.02
tblVehicleEF	LDA	2.0000e-003	2.0000e-003
tblVehicleEF	LDA	1.5790e-003	1.3072e-003
tblVehicleEF	LDA	2.1170e-003	1.8026e-003
tblVehicleEF	LDA	0.10	0.16
tblVehicleEF	LDA	0.13	0.14
tblVehicleEF	LDA	0.08	0.13
tblVehicleEF	LDA	0.01	0.01
tblVehicleEF	LDA	0.04	0.23
tblVehicleEF	LDA	0.07	0.21
tblVehicleEF	LDA	2.8710e-003	2.9154e-003
tblVehicleEF	LDA	6.1100e-004	5.4218e-004
tblVehicleEF	LDA	0.10	0.16
tblVehicleEF	LDA	0.13	0.14
tblVehicleEF	LDA	0.08	0.13
tblVehicleEF	LDA	0.02	0.02
tblVehicleEF	LDA	0.04	0.23
tblVehicleEF	LDA	0.08	0.23
tblVehicleEF	LDA	4.5320e-003	2.5905e-003
tblVehicleEF	LDA	6.4200e-003	0.06
tblVehicleEF	LDA	0.58	0.62
tblVehicleEF	LDA	1.30	2.20
tblVehicleEF	LDA	256.02	258.48
tblVehicleEF	LDA	59.28	55.58
tblVehicleEF	LDA	0.05	0.04

tblVehicleEF	LDA	0.09	0.20
tblVehicleEF	LDA	0.04	0.04
tblVehicleEF	LDA	8.0000e-003	8.0000e-003
tblVehicleEF	LDA	1.7130e-003	1.4183e-003
tblVehicleEF	LDA	2.3020e-003	1.9604e-003
tblVehicleEF	LDA	0.02	0.02
tblVehicleEF	LDA	2.0000e-003	2.0000e-003
tblVehicleEF	LDA	1.5790e-003	1.3072e-003
tblVehicleEF	LDA	2.1170e-003	1.8026e-003
tblVehicleEF	LDA	0.05	0.07
tblVehicleEF	LDA	0.12	0.13
tblVehicleEF	LDA	0.03	0.05
tblVehicleEF	LDA	0.01	0.01
tblVehicleEF	LDA	0.04	0.26
tblVehicleEF	LDA	0.09	0.26
tblVehicleEF	LDA	2.5640e-003	2.5512e-003
tblVehicleEF	LDA	6.1500e-004	5.4871e-004
tblVehicleEF	LDA	0.05	0.07
tblVehicleEF	LDA	0.12	0.13
tblVehicleEF	LDA	0.03	0.05
tblVehicleEF	LDA	0.02	0.01
tblVehicleEF	LDA	0.04	0.26
tblVehicleEF	LDA	0.09	0.28
tblVehicleEF	LDT1	0.02	7.3485e-003
tblVehicleEF	LDT1	0.02	0.10
tblVehicleEF	LDT1	1.71	1.50
tblVehicleEF	LDT1	4.02	2.62

tblVehicleEF	LDT1	323.73	316.00
tblVehicleEF	LDT1	72.77	67.91
tblVehicleEF	LDT1	0.18	0.15
tblVehicleEF	LDT1	0.24	0.33
tblVehicleEF	LDT1	0.04	0.04
tblVehicleEF	LDT1	8.0000e-003	8.0000e-003
tblVehicleEF	LDT1	2.8630e-003	2.1814e-003
tblVehicleEF	LDT1	3.8930e-003	3.1178e-003
tblVehicleEF	LDT1	0.02	0.02
tblVehicleEF	LDT1	2.0000e-003	2.0000e-003
tblVehicleEF	LDT1	2.6370e-003	2.0076e-003
tblVehicleEF	LDT1	3.5800e-003	2.8671e-003
tblVehicleEF	LDT1	0.19	0.21
tblVehicleEF	LDT1	0.36	0.29
tblVehicleEF	LDT1	0.13	0.14
tblVehicleEF	LDT1	0.04	0.03
tblVehicleEF	LDT1	0.21	0.98
tblVehicleEF	LDT1	0.29	0.50
tblVehicleEF	LDT1	3.2600e-003	3.1199e-003
tblVehicleEF	LDT1	7.9900e-004	6.7045e-004
tblVehicleEF	LDT1	0.19	0.21
tblVehicleEF	LDT1	0.36	0.29
tblVehicleEF	LDT1	0.13	0.14
tblVehicleEF	LDT1	0.06	0.05
tblVehicleEF	LDT1	0.21	0.98
tblVehicleEF	LDT1	0.31	0.55
tblVehicleEF	LDT1	0.02	8.5438e-003

tblVehicleEF	LDT1	0.02	0.08
tblVehicleEF	LDT1	2.05	1.86
tblVehicleEF	LDT1	3.30	2.13
tblVehicleEF	LDT1	352.65	345.58
tblVehicleEF	LDT1	72.77	66.80
tblVehicleEF	LDT1	0.16	0.14
tblVehicleEF	LDT1	0.22	0.31
tblVehicleEF	LDT1	0.04	0.04
tblVehicleEF	LDT1	8.0000e-003	8.0000e-003
tblVehicleEF	LDT1	2.8630e-003	2.1814e-003
tblVehicleEF	LDT1	3.8930e-003	3.1178e-003
tblVehicleEF	LDT1	0.02	0.02
tblVehicleEF	LDT1	2.0000e-003	2.0000e-003
tblVehicleEF	LDT1	2.6370e-003	2.0076e-003
tblVehicleEF	LDT1	3.5800e-003	2.8671e-003
tblVehicleEF	LDT1	0.40	0.49
tblVehicleEF	LDT1	0.44	0.39
tblVehicleEF	LDT1	0.29	0.37
tblVehicleEF	LDT1	0.04	0.04
tblVehicleEF	LDT1	0.21	1.00
tblVehicleEF	LDT1	0.24	0.41
tblVehicleEF	LDT1	3.5540e-003	3.4119e-003
tblVehicleEF	LDT1	7.8600e-004	6.5955e-004
tblVehicleEF	LDT1	0.40	0.49
tblVehicleEF	LDT1	0.44	0.39
tblVehicleEF	LDT1	0.29	0.37
tblVehicleEF	LDT1	0.06	0.06

tblVehicleEF	LDT1	0.21	1.00
tblVehicleEF	LDT1	0.26	0.44
tblVehicleEF	LDT1	0.01	7.1250e-003
tblVehicleEF	LDT1	0.02	0.09
tblVehicleEF	LDT1	1.62	1.39
tblVehicleEF	LDT1	3.95	2.51
tblVehicleEF	LDT1	316.91	307.32
tblVehicleEF	LDT1	72.77	67.68
tblVehicleEF	LDT1	0.17	0.14
tblVehicleEF	LDT1	0.24	0.32
tblVehicleEF	LDT1	0.04	0.04
tblVehicleEF	LDT1	8.0000e-003	8.0000e-003
tblVehicleEF	LDT1	2.8630e-003	2.1814e-003
tblVehicleEF	LDT1	3.8930e-003	3.1178e-003
tblVehicleEF	LDT1	0.02	0.02
tblVehicleEF	LDT1	2.0000e-003	2.0000e-003
tblVehicleEF	LDT1	2.6370e-003	2.0076e-003
tblVehicleEF	LDT1	3.5800e-003	2.8671e-003
tblVehicleEF	LDT1	0.20	0.24
tblVehicleEF	LDT1	0.41	0.34
tblVehicleEF	LDT1	0.12	0.13
tblVehicleEF	LDT1	0.04	0.03
tblVehicleEF	LDT1	0.25	1.16
tblVehicleEF	LDT1	0.28	0.49
tblVehicleEF	LDT1	3.1900e-003	3.0341e-003
tblVehicleEF	LDT1	7.9800e-004	6.6824e-004
tblVehicleEF	LDT1	0.20	0.24

tblVehicleEF	LDT1	0.41	0.34
tblVehicleEF	LDT1	0.12	0.13
tblVehicleEF	LDT1	0.05	0.05
tblVehicleEF	LDT1	0.25	1.16
tblVehicleEF	LDT1	0.31	0.53
tblVehicleEF	LDT2	6.9330e-003	4.6236e-003
tblVehicleEF	LDT2	9.2890e-003	0.08
tblVehicleEF	LDT2	0.85	1.02
tblVehicleEF	LDT2	1.85	3.00
tblVehicleEF	LDT2	363.70	341.92
tblVehicleEF	LDT2	81.97	73.81
tblVehicleEF	LDT2	0.10	0.11
tblVehicleEF	LDT2	0.16	0.36
tblVehicleEF	LDT2	0.04	0.04
tblVehicleEF	LDT2	8.0000e-003	8.0000e-003
tblVehicleEF	LDT2	1.7370e-003	1.4805e-003
tblVehicleEF	LDT2	2.4180e-003	2.0856e-003
tblVehicleEF	LDT2	0.02	0.02
tblVehicleEF	LDT2	2.0000e-003	2.0000e-003
tblVehicleEF	LDT2	1.5980e-003	1.3625e-003
tblVehicleEF	LDT2	2.2230e-003	1.9178e-003
tblVehicleEF	LDT2	0.07	0.12
tblVehicleEF	LDT2	0.13	0.17
tblVehicleEF	LDT2	0.06	0.09
tblVehicleEF	LDT2	0.02	0.02
tblVehicleEF	LDT2	0.07	0.55
tblVehicleEF	LDT2	0.13	0.41

tblVehicleEF	LDT2	3.6440e-003	3.3752e-003
tblVehicleEF	LDT2	8.5100e-004	7.2871e-004
tblVehicleEF	LDT2	0.07	0.12
tblVehicleEF	LDT2	0.13	0.17
tblVehicleEF	LDT2	0.06	0.09
tblVehicleEF	LDT2	0.03	0.03
tblVehicleEF	LDT2	0.07	0.55
tblVehicleEF	LDT2	0.14	0.45
tblVehicleEF	LDT2	7.8730e-003	5.4059e-003
tblVehicleEF	LDT2	7.7350e-003	0.07
tblVehicleEF	LDT2	1.04	1.28
tblVehicleEF	LDT2	1.53	2.43
tblVehicleEF	LDT2	397.09	371.16
tblVehicleEF	LDT2	81.97	72.66
tblVehicleEF	LDT2	0.09	0.10
tblVehicleEF	LDT2	0.15	0.33
tblVehicleEF	LDT2	0.04	0.04
tblVehicleEF	LDT2	8.0000e-003	8.0000e-003
tblVehicleEF	LDT2	1.7370e-003	1.4805e-003
tblVehicleEF	LDT2	2.4180e-003	2.0856e-003
tblVehicleEF	LDT2	0.02	0.02
tblVehicleEF	LDT2	2.0000e-003	2.0000e-003
tblVehicleEF	LDT2	1.5980e-003	1.3625e-003
tblVehicleEF	LDT2	2.2230e-003	1.9178e-003
tblVehicleEF	LDT2	0.14	0.26
tblVehicleEF	LDT2	0.16	0.21
tblVehicleEF	LDT2	0.12	0.22

tblVehicleEF	LDT2	0.02	0.02
tblVehicleEF	LDT2	0.07	0.55
tblVehicleEF	LDT2	0.10	0.33
tblVehicleEF	LDT2	3.9810e-003	3.6638e-003
tblVehicleEF	LDT2	8.4600e-004	7.1735e-004
tblVehicleEF	LDT2	0.14	0.26
tblVehicleEF	LDT2	0.16	0.21
tblVehicleEF	LDT2	0.12	0.22
tblVehicleEF	LDT2	0.03	0.03
tblVehicleEF	LDT2	0.07	0.55
tblVehicleEF	LDT2	0.11	0.36
tblVehicleEF	LDT2	6.7430e-003	4.4829e-003
tblVehicleEF	LDT2	9.2200e-003	0.08
tblVehicleEF	LDT2	0.81	0.94
tblVehicleEF	LDT2	1.82	2.87
tblVehicleEF	LDT2	355.82	333.34
tblVehicleEF	LDT2	81.97	73.58
tblVehicleEF	LDT2	0.09	0.10
tblVehicleEF	LDT2	0.16	0.35
tblVehicleEF	LDT2	0.04	0.04
tblVehicleEF	LDT2	8.0000e-003	8.0000e-003
tblVehicleEF	LDT2	1.7370e-003	1.4805e-003
tblVehicleEF	LDT2	2.4180e-003	2.0856e-003
tblVehicleEF	LDT2	0.02	0.02
tblVehicleEF	LDT2	2.0000e-003	2.0000e-003
tblVehicleEF	LDT2	1.5980e-003	1.3625e-003
tblVehicleEF	LDT2	2.2230e-003	1.9178e-003

tblVehicleEF	LDT2	0.07	0.12
tblVehicleEF	LDT2	0.15	0.19
tblVehicleEF	LDT2	0.05	0.08
tblVehicleEF	LDT2	0.02	0.02
tblVehicleEF	LDT2	0.08	0.64
tblVehicleEF	LDT2	0.12	0.40
tblVehicleEF	LDT2	3.5650e-003	3.2904e-003
tblVehicleEF	LDT2	8.5100e-004	7.2645e-004
tblVehicleEF	LDT2	0.07	0.12
tblVehicleEF	LDT2	0.15	0.19
tblVehicleEF	LDT2	0.05	0.08
tblVehicleEF	LDT2	0.02	0.03
tblVehicleEF	LDT2	0.08	0.64
tblVehicleEF	LDT2	0.14	0.44
tblVehicleEF	LHD1	5.4860e-003	4.7002e-003
tblVehicleEF	LHD1	0.01	7.6648e-003
tblVehicleEF	LHD1	0.02	0.02
tblVehicleEF	LHD1	0.15	0.17
tblVehicleEF	LHD1	1.16	1.15
tblVehicleEF	LHD1	2.77	1.07
tblVehicleEF	LHD1	9.23	9.52
tblVehicleEF	LHD1	614.92	651.43
tblVehicleEF	LHD1	30.92	10.46
tblVehicleEF	LHD1	0.09	0.09
tblVehicleEF	LHD1	2.26	2.05
tblVehicleEF	LHD1	1.02	0.30
tblVehicleEF	LHD1	9.6600e-004	1.0218e-003

tblVehicleEF	LHD1	0.08	0.08
tblVehicleEF	LHD1	0.01	0.01
tblVehicleEF	LHD1	0.02	0.01
tblVehicleEF	LHD1	1.0070e-003	2.7998e-004
tblVehicleEF	LHD1	9.2400e-004	9.7761e-004
tblVehicleEF	LHD1	0.03	0.03
tblVehicleEF	LHD1	2.5280e-003	2.5167e-003
tblVehicleEF	LHD1	0.01	0.01
tblVehicleEF	LHD1	9.2600e-004	2.5743e-004
tblVehicleEF	LHD1	3.7970e-003	3.4939e-003
tblVehicleEF	LHD1	0.11	0.10
tblVehicleEF	LHD1	0.02	0.02
tblVehicleEF	LHD1	1.8480e-003	1.5523e-003
tblVehicleEF	LHD1	0.09	0.08
tblVehicleEF	LHD1	0.35	0.67
tblVehicleEF	LHD1	0.29	0.08
tblVehicleEF	LHD1	9.2000e-005	9.2012e-005
tblVehicleEF	LHD1	6.0360e-003	6.3337e-003
tblVehicleEF	LHD1	3.6200e-004	1.0351e-004
tblVehicleEF	LHD1	3.7970e-003	3.4939e-003
tblVehicleEF	LHD1	0.11	0.10
tblVehicleEF	LHD1	0.02	0.03
tblVehicleEF	LHD1	1.8480e-003	1.5523e-003
tblVehicleEF	LHD1	0.11	0.10
tblVehicleEF	LHD1	0.35	0.67
tblVehicleEF	LHD1	0.31	0.09
tblVehicleEF	LHD1	5.4860e-003	4.7187e-003

tblVehicleEF	LHD1	0.01	7.8854e-003
tblVehicleEF	LHD1	0.02	0.02
tblVehicleEF	LHD1	0.15	0.17
tblVehicleEF	LHD1	1.18	1.17
tblVehicleEF	LHD1	2.58	0.99
tblVehicleEF	LHD1	9.23	9.52
tblVehicleEF	LHD1	614.92	651.48
tblVehicleEF	LHD1	30.92	10.31
tblVehicleEF	LHD1	0.09	0.09
tblVehicleEF	LHD1	2.12	1.92
tblVehicleEF	LHD1	0.97	0.29
tblVehicleEF	LHD1	9.6600e-004	1.0218e-003
tblVehicleEF	LHD1	0.08	0.08
tblVehicleEF	LHD1	0.01	0.01
tblVehicleEF	LHD1	0.02	0.01
tblVehicleEF	LHD1	1.0070e-003	2.7998e-004
tblVehicleEF	LHD1	9.2400e-004	9.7761e-004
tblVehicleEF	LHD1	0.03	0.03
tblVehicleEF	LHD1	2.5280e-003	2.5167e-003
tblVehicleEF	LHD1	0.01	0.01
tblVehicleEF	LHD1	9.2600e-004	2.5743e-004
tblVehicleEF	LHD1	7.5090e-003	7.6478e-003
tblVehicleEF	LHD1	0.13	0.12
tblVehicleEF	LHD1	0.02	0.02
tblVehicleEF	LHD1	4.2150e-003	4.3187e-003
tblVehicleEF	LHD1	0.09	0.08
tblVehicleEF	LHD1	0.35	0.68

tblVehicleEF	LHD1	0.27	0.08
tblVehicleEF	LHD1	9.2000e-005	9.2012e-005
tblVehicleEF	LHD1	6.0370e-003	6.3342e-003
tblVehicleEF	LHD1	3.5800e-004	1.0204e-004
tblVehicleEF	LHD1	7.5090e-003	7.6478e-003
tblVehicleEF	LHD1	0.13	0.12
tblVehicleEF	LHD1	0.02	0.03
tblVehicleEF	LHD1	4.2150e-003	4.3187e-003
tblVehicleEF	LHD1	0.11	0.10
tblVehicleEF	LHD1	0.35	0.68
tblVehicleEF	LHD1	0.30	0.09
tblVehicleEF	LHD1	5.4860e-003	4.7053e-003
tblVehicleEF	LHD1	0.01	7.6945e-003
tblVehicleEF	LHD1	0.02	0.02
tblVehicleEF	LHD1	0.15	0.17
tblVehicleEF	LHD1	1.16	1.15
tblVehicleEF	LHD1	2.72	1.04
tblVehicleEF	LHD1	9.23	9.52
tblVehicleEF	LHD1	614.92	651.44
tblVehicleEF	LHD1	30.92	10.41
tblVehicleEF	LHD1	0.09	0.09
tblVehicleEF	LHD1	2.22	2.02
tblVehicleEF	LHD1	1.00	0.30
tblVehicleEF	LHD1	9.6600e-004	1.0218e-003
tblVehicleEF	LHD1	0.08	0.08
tblVehicleEF	LHD1	0.01	0.01
tblVehicleEF	LHD1	0.02	0.01

tblVehicleEF	LHD1	1.0070e-003	2.7998e-004
tblVehicleEF	LHD1	9.2400e-004	9.7761e-004
tblVehicleEF	LHD1	0.03	0.03
tblVehicleEF	LHD1	2.5280e-003	2.5167e-003
tblVehicleEF	LHD1	0.01	0.01
tblVehicleEF	LHD1	9.2600e-004	2.5743e-004
tblVehicleEF	LHD1	4.1760e-003	4.1507e-003
tblVehicleEF	LHD1	0.13	0.12
tblVehicleEF	LHD1	0.02	0.02
tblVehicleEF	LHD1	1.8200e-003	1.4654e-003
tblVehicleEF	LHD1	0.09	0.08
tblVehicleEF	LHD1	0.38	0.72
tblVehicleEF	LHD1	0.28	0.08
tblVehicleEF	LHD1	9.2000e-005	9.2012e-005
tblVehicleEF	LHD1	6.0360e-003	6.3337e-003
tblVehicleEF	LHD1	3.6100e-004	1.0302e-004
tblVehicleEF	LHD1	4.1760e-003	4.1507e-003
tblVehicleEF	LHD1	0.13	0.12
tblVehicleEF	LHD1	0.02	0.03
tblVehicleEF	LHD1	1.8200e-003	1.4654e-003
tblVehicleEF	LHD1	0.11	0.10
tblVehicleEF	LHD1	0.38	0.72
tblVehicleEF	LHD1	0.31	0.09
tblVehicleEF	LHD2	3.8190e-003	2.8844e-003
tblVehicleEF	LHD2	5.2410e-003	4.5860e-003
tblVehicleEF	LHD2	9.1660e-003	8.8630e-003
tblVehicleEF	LHD2	0.12	0.13

tblVehicleEF	LHD2	0.55	0.69
tblVehicleEF	LHD2	1.29	0.55
tblVehicleEF	LHD2	14.32	15.17
tblVehicleEF	LHD2	614.63	635.50
tblVehicleEF	LHD2	24.89	6.65
tblVehicleEF	LHD2	0.12	0.13
tblVehicleEF	LHD2	1.69	2.20
tblVehicleEF	LHD2	0.56	0.17
tblVehicleEF	LHD2	1.3030e-003	1.5156e-003
tblVehicleEF	LHD2	0.09	0.09
tblVehicleEF	LHD2	0.01	0.01
tblVehicleEF	LHD2	0.01	0.02
tblVehicleEF	LHD2	4.2500e-004	1.1847e-004
tblVehicleEF	LHD2	1.2470e-003	1.4501e-003
tblVehicleEF	LHD2	0.04	0.04
tblVehicleEF	LHD2	2.6810e-003	2.7391e-003
tblVehicleEF	LHD2	0.01	0.02
tblVehicleEF	LHD2	3.9100e-004	1.0893e-004
tblVehicleEF	LHD2	1.4000e-003	1.4389e-003
tblVehicleEF	LHD2	0.04	0.04
tblVehicleEF	LHD2	0.01	0.02
tblVehicleEF	LHD2	7.3800e-004	6.7034e-004
tblVehicleEF	LHD2	0.06	0.07
tblVehicleEF	LHD2	0.10	0.27
tblVehicleEF	LHD2	0.12	0.04
tblVehicleEF	LHD2	1.4000e-004	1.4471e-004
tblVehicleEF	LHD2	5.9810e-003	6.1158e-003

tblVehicleEF	LHD2	2.7300e-004	6.5763e-005
tblVehicleEF	LHD2	1.4000e-003	1.4389e-003
tblVehicleEF	LHD2	0.04	0.04
tblVehicleEF	LHD2	0.02	0.02
tblVehicleEF	LHD2	7.3800e-004	6.7034e-004
tblVehicleEF	LHD2	0.07	0.09
tblVehicleEF	LHD2	0.10	0.27
tblVehicleEF	LHD2	0.14	0.05
tblVehicleEF	LHD2	3.8190e-003	2.8953e-003
tblVehicleEF	LHD2	5.3190e-003	4.6415e-003
tblVehicleEF	LHD2	8.7380e-003	8.3742e-003
tblVehicleEF	LHD2	0.12	0.13
tblVehicleEF	LHD2	0.56	0.70
tblVehicleEF	LHD2	1.21	0.51
tblVehicleEF	LHD2	14.32	15.17
tblVehicleEF	LHD2	614.63	635.52
tblVehicleEF	LHD2	24.89	6.57
tblVehicleEF	LHD2	0.12	0.13
tblVehicleEF	LHD2	1.59	2.07
tblVehicleEF	LHD2	0.54	0.16
tblVehicleEF	LHD2	1.3030e-003	1.5156e-003
tblVehicleEF	LHD2	0.09	0.09
tblVehicleEF	LHD2	0.01	0.01
tblVehicleEF	LHD2	0.01	0.02
tblVehicleEF	LHD2	4.2500e-004	1.1847e-004
tblVehicleEF	LHD2	1.2470e-003	1.4501e-003
tblVehicleEF	LHD2	0.04	0.04

tblVehicleEF	LHD2	2.6810e-003	2.7391e-003
tblVehicleEF	LHD2	0.01	0.02
tblVehicleEF	LHD2	3.9100e-004	1.0893e-004
tblVehicleEF	LHD2	2.7070e-003	3.1227e-003
tblVehicleEF	LHD2	0.05	0.05
tblVehicleEF	LHD2	0.01	0.02
tblVehicleEF	LHD2	1.6130e-003	1.8398e-003
tblVehicleEF	LHD2	0.06	0.07
tblVehicleEF	LHD2	0.10	0.28
tblVehicleEF	LHD2	0.12	0.04
tblVehicleEF	LHD2	1.4000e-004	1.4471e-004
tblVehicleEF	LHD2	5.9810e-003	6.1159e-003
tblVehicleEF	LHD2	2.7100e-004	6.5012e-005
tblVehicleEF	LHD2	2.7070e-003	3.1227e-003
tblVehicleEF	LHD2	0.05	0.05
tblVehicleEF	LHD2	0.02	0.02
tblVehicleEF	LHD2	1.6130e-003	1.8398e-003
tblVehicleEF	LHD2	0.07	0.09
tblVehicleEF	LHD2	0.10	0.28
tblVehicleEF	LHD2	0.13	0.05
tblVehicleEF	LHD2	3.8190e-003	2.8873e-003
tblVehicleEF	LHD2	5.2490e-003	4.5947e-003
tblVehicleEF	LHD2	9.0820e-003	8.7354e-003
tblVehicleEF	LHD2	0.12	0.13
tblVehicleEF	LHD2	0.55	0.69
tblVehicleEF	LHD2	1.27	0.54
tblVehicleEF	LHD2	14.32	15.17

tblVehicleEF	LHD2	614.63	635.51
tblVehicleEF	LHD2	24.89	6.62
tblVehicleEF	LHD2	0.12	0.13
tblVehicleEF	LHD2	1.67	2.17
tblVehicleEF	LHD2	0.55	0.17
tblVehicleEF	LHD2	1.3030e-003	1.5156e-003
tblVehicleEF	LHD2	0.09	0.09
tblVehicleEF	LHD2	0.01	0.01
tblVehicleEF	LHD2	0.01	0.02
tblVehicleEF	LHD2	4.2500e-004	1.1847e-004
tblVehicleEF	LHD2	1.2470e-003	1.4501e-003
tblVehicleEF	LHD2	0.04	0.04
tblVehicleEF	LHD2	2.6810e-003	2.7391e-003
tblVehicleEF	LHD2	0.01	0.02
tblVehicleEF	LHD2	3.9100e-004	1.0893e-004
tblVehicleEF	LHD2	1.4600e-003	1.6416e-003
tblVehicleEF	LHD2	0.05	0.05
tblVehicleEF	LHD2	0.01	0.02
tblVehicleEF	LHD2	7.2300e-004	6.2170e-004
tblVehicleEF	LHD2	0.06	0.07
tblVehicleEF	LHD2	0.10	0.29
tblVehicleEF	LHD2	0.12	0.04
tblVehicleEF	LHD2	1.4000e-004	1.4471e-004
tblVehicleEF	LHD2	5.9810e-003	6.1158e-003
tblVehicleEF	LHD2	2.7200e-004	6.5519e-005
tblVehicleEF	LHD2	1.4600e-003	1.6416e-003
tblVehicleEF	LHD2	0.05	0.05

tblVehicleEF	LHD2	0.02	0.02
tblVehicleEF	LHD2	7.2300e-004	6.2170e-004
tblVehicleEF	LHD2	0.07	0.09
tblVehicleEF	LHD2	0.10	0.29
tblVehicleEF	LHD2	0.13	0.05
tblVehicleEF	MCY	0.42	0.33
tblVehicleEF	MCY	0.16	0.27
tblVehicleEF	MCY	21.02	22.01
tblVehicleEF	MCY	9.91	8.98
tblVehicleEF	MCY	167.12	210.64
tblVehicleEF	MCY	46.87	62.81
tblVehicleEF	MCY	1.17	1.19
tblVehicleEF	MCY	0.31	0.27
tblVehicleEF	MCY	0.01	0.01
tblVehicleEF	MCY	4.0000e-003	4.0000e-003
tblVehicleEF	MCY	1.8190e-003	1.7184e-003
tblVehicleEF	MCY	3.7460e-003	3.2085e-003
tblVehicleEF	MCY	5.0400e-003	5.0400e-003
tblVehicleEF	MCY	1.0000e-003	1.0000e-003
tblVehicleEF	MCY	1.7050e-003	1.6112e-003
tblVehicleEF	MCY	3.5370e-003	3.0299e-003
tblVehicleEF	MCY	1.45	1.46
tblVehicleEF	MCY	0.85	0.88
tblVehicleEF	MCY	0.80	0.82
tblVehicleEF	MCY	2.26	2.21
tblVehicleEF	MCY	0.50	2.24
tblVehicleEF	MCY	2.17	1.99

tblVehicleEF	MCY	2.0790e-003	2.0845e-003
tblVehicleEF	MCY	6.9500e-004	6.2156e-004
tblVehicleEF	MCY	1.45	1.46
tblVehicleEF	MCY	0.85	0.88
tblVehicleEF	MCY	0.80	0.82
tblVehicleEF	MCY	2.76	2.69
tblVehicleEF	MCY	0.50	2.24
tblVehicleEF	MCY	2.37	2.16
tblVehicleEF	MCY	0.41	0.32
tblVehicleEF	MCY	0.14	0.22
tblVehicleEF	MCY	21.14	22.21
tblVehicleEF	MCY	9.06	8.04
tblVehicleEF	MCY	167.12	210.71
tblVehicleEF	MCY	46.87	60.21
tblVehicleEF	MCY	0.99	1.00
tblVehicleEF	MCY	0.29	0.25
tblVehicleEF	MCY	0.01	0.01
tblVehicleEF	MCY	4.0000e-003	4.0000e-003
tblVehicleEF	MCY	1.8190e-003	1.7184e-003
tblVehicleEF	MCY	3.7460e-003	3.2085e-003
tblVehicleEF	MCY	5.0400e-003	5.0400e-003
tblVehicleEF	MCY	1.0000e-003	1.0000e-003
tblVehicleEF	MCY	1.7050e-003	1.6112e-003
tblVehicleEF	MCY	3.5370e-003	3.0299e-003
tblVehicleEF	MCY	3.14	3.54
tblVehicleEF	MCY	1.28	1.46
tblVehicleEF	MCY	2.14	2.53

tblVehicleEF	MCY	2.19	2.14
tblVehicleEF	MCY	0.50	2.25
tblVehicleEF	MCY	1.87	1.65
tblVehicleEF	MCY	2.0790e-003	2.0851e-003
tblVehicleEF	MCY	6.7100e-004	5.9584e-004
tblVehicleEF	MCY	3.14	3.54
tblVehicleEF	MCY	1.28	1.46
tblVehicleEF	MCY	2.14	2.53
tblVehicleEF	MCY	2.69	2.61
tblVehicleEF	MCY	0.50	2.25
tblVehicleEF	MCY	2.03	1.80
tblVehicleEF	MCY	0.42	0.32
tblVehicleEF	MCY	0.15	0.25
tblVehicleEF	MCY	20.06	20.78
tblVehicleEF	MCY	9.53	8.40
tblVehicleEF	MCY	167.12	208.52
tblVehicleEF	MCY	46.87	61.47
tblVehicleEF	MCY	1.13	1.14
tblVehicleEF	MCY	0.31	0.26
tblVehicleEF	MCY	0.01	0.01
tblVehicleEF	MCY	4.0000e-003	4.0000e-003
tblVehicleEF	MCY	1.8190e-003	1.7184e-003
tblVehicleEF	MCY	3.7460e-003	3.2085e-003
tblVehicleEF	MCY	5.0400e-003	5.0400e-003
tblVehicleEF	MCY	1.0000e-003	1.0000e-003
tblVehicleEF	MCY	1.7050e-003	1.6112e-003
tblVehicleEF	MCY	3.5370e-003	3.0299e-003

tblVehicleEF	MCY	1.71	1.84
tblVehicleEF	MCY	1.14	1.19
tblVehicleEF	MCY	0.72	0.67
tblVehicleEF	MCY	2.22	2.16
tblVehicleEF	MCY	0.57	2.54
tblVehicleEF	MCY	2.10	1.86
tblVehicleEF	MCY	2.0630e-003	2.0635e-003
tblVehicleEF	MCY	6.8600e-004	6.0833e-004
tblVehicleEF	MCY	1.71	1.84
tblVehicleEF	MCY	1.14	1.19
tblVehicleEF	MCY	0.72	0.67
tblVehicleEF	MCY	2.71	2.63
tblVehicleEF	MCY	0.57	2.54
tblVehicleEF	MCY	2.28	2.02
tblVehicleEF	MDV	0.01	6.7807e-003
tblVehicleEF	MDV	0.02	0.10
tblVehicleEF	MDV	1.55	1.37
tblVehicleEF	MDV	3.59	3.68
tblVehicleEF	MDV	498.66	425.57
tblVehicleEF	MDV	110.76	90.69
tblVehicleEF	MDV	0.20	0.16
tblVehicleEF	MDV	0.36	0.44
tblVehicleEF	MDV	0.04	0.04
tblVehicleEF	MDV	8.0000e-003	8.0000e-003
tblVehicleEF	MDV	1.8680e-003	1.6562e-003
tblVehicleEF	MDV	2.5890e-003	2.2357e-003
tblVehicleEF	MDV	0.02	0.02

tblVehicleEF	MDV	2.0000e-003	2.0000e-003
tblVehicleEF	MDV	1.7240e-003	1.5301e-003
tblVehicleEF	MDV	2.3820e-003	2.0580e-003
tblVehicleEF	MDV	0.10	0.13
tblVehicleEF	MDV	0.21	0.19
tblVehicleEF	MDV	0.09	0.11
tblVehicleEF	MDV	0.04	0.03
tblVehicleEF	MDV	0.11	0.56
tblVehicleEF	MDV	0.28	0.52
tblVehicleEF	MDV	5.0000e-003	4.1982e-003
tblVehicleEF	MDV	1.1710e-003	8.9536e-004
tblVehicleEF	MDV	0.10	0.13
tblVehicleEF	MDV	0.21	0.19
tblVehicleEF	MDV	0.09	0.11
tblVehicleEF	MDV	0.05	0.04
tblVehicleEF	MDV	0.11	0.56
tblVehicleEF	MDV	0.31	0.57
tblVehicleEF	MDV	0.02	7.8195e-003
tblVehicleEF	MDV	0.02	0.08
tblVehicleEF	MDV	1.87	1.69
tblVehicleEF	MDV	2.99	2.99
tblVehicleEF	MDV	542.90	456.91
tblVehicleEF	MDV	110.76	89.27
tblVehicleEF	MDV	0.18	0.14
tblVehicleEF	MDV	0.33	0.41
tblVehicleEF	MDV	0.04	0.04
tblVehicleEF	MDV	8.0000e-003	8.0000e-003

tblVehicleEF	MDV	1.8680e-003	1.6562e-003
tblVehicleEF	MDV	2.5890e-003	2.2357e-003
tblVehicleEF	MDV	0.02	0.02
tblVehicleEF	MDV	2.0000e-003	2.0000e-003
tblVehicleEF	MDV	1.7240e-003	1.5301e-003
tblVehicleEF	MDV	2.3820e-003	2.0580e-003
tblVehicleEF	MDV	0.21	0.29
tblVehicleEF	MDV	0.24	0.23
tblVehicleEF	MDV	0.18	0.26
tblVehicleEF	MDV	0.04	0.04
tblVehicleEF	MDV	0.11	0.57
tblVehicleEF	MDV	0.24	0.43
tblVehicleEF	MDV	5.4470e-003	4.5076e-003
tblVehicleEF	MDV	1.1600e-003	8.8141e-004
tblVehicleEF	MDV	0.21	0.29
tblVehicleEF	MDV	0.24	0.23
tblVehicleEF	MDV	0.18	0.26
tblVehicleEF	MDV	0.06	0.05
tblVehicleEF	MDV	0.11	0.57
tblVehicleEF	MDV	0.26	0.47
tblVehicleEF	MDV	0.01	6.5501e-003
tblVehicleEF	MDV	0.02	0.10
tblVehicleEF	MDV	1.47	1.27
tblVehicleEF	MDV	3.53	3.52
tblVehicleEF	MDV	488.33	416.35
tblVehicleEF	MDV	110.76	90.40
tblVehicleEF	MDV	0.19	0.15

tblVehicleEF	MDV	0.35	0.43
tblVehicleEF	MDV	0.04	0.04
tblVehicleEF	MDV	8.0000e-003	8.0000e-003
tblVehicleEF	MDV	1.8680e-003	1.6562e-003
tblVehicleEF	MDV	2.5890e-003	2.2357e-003
tblVehicleEF	MDV	0.02	0.02
tblVehicleEF	MDV	2.0000e-003	2.0000e-003
tblVehicleEF	MDV	1.7240e-003	1.5301e-003
tblVehicleEF	MDV	2.3820e-003	2.0580e-003
tblVehicleEF	MDV	0.10	0.13
tblVehicleEF	MDV	0.23	0.20
tblVehicleEF	MDV	0.08	0.10
tblVehicleEF	MDV	0.04	0.03
tblVehicleEF	MDV	0.13	0.65
tblVehicleEF	MDV	0.28	0.51
tblVehicleEF	MDV	4.8960e-003	4.1071e-003
tblVehicleEF	MDV	1.1700e-003	8.9248e-004
tblVehicleEF	MDV	0.10	0.13
tblVehicleEF	MDV	0.23	0.20
tblVehicleEF	MDV	0.08	0.10
tblVehicleEF	MDV	0.05	0.04
tblVehicleEF	MDV	0.13	0.65
tblVehicleEF	MDV	0.31	0.56
tblVehicleEF	MH	0.04	4.0644e-003
tblVehicleEF	MH	0.03	0.00
tblVehicleEF	MH	3.60	0.38
tblVehicleEF	MH	6.96	0.00

tblVehicleEF	MH	1,048.28	936.22
tblVehicleEF	MH	59.91	0.00
tblVehicleEF	MH	1.64	5.05
tblVehicleEF	MH	0.95	0.00
tblVehicleEF	MH	0.13	0.13
tblVehicleEF	MH	0.01	0.02
tblVehicleEF	MH	0.04	0.19
tblVehicleEF	MH	1.2510e-003	0.00
tblVehicleEF	MH	0.06	0.06
tblVehicleEF	MH	3.2210e-003	4.0000e-003
tblVehicleEF	MH	0.04	0.18
tblVehicleEF	MH	1.1500e-003	0.00
tblVehicleEF	MH	1.56	0.00
tblVehicleEF	MH	0.09	0.00
tblVehicleEF	MH	0.54	0.00
tblVehicleEF	MH	0.12	0.09
tblVehicleEF	MH	0.03	0.00
tblVehicleEF	MH	0.40	0.00
tblVehicleEF	MH	0.01	8.8506e-003
tblVehicleEF	MH	7.2000e-004	0.00
tblVehicleEF	MH	1.56	0.00
tblVehicleEF	MH	0.09	0.00
tblVehicleEF	MH	0.54	0.00
tblVehicleEF	MH	0.17	0.10
tblVehicleEF	MH	0.03	0.00
tblVehicleEF	MH	0.44	0.00
tblVehicleEF	MH	0.04	4.0644e-003

tblVehicleEF	MH	0.03	0.00
tblVehicleEF	MH	3.74	0.38
tblVehicleEF	MH	6.31	0.00
tblVehicleEF	MH	1,048.28	936.22
tblVehicleEF	MH	59.91	0.00
tblVehicleEF	MH	1.50	4.73
tblVehicleEF	MH	0.90	0.00
tblVehicleEF	MH	0.13	0.13
tblVehicleEF	MH	0.01	0.02
tblVehicleEF	MH	0.04	0.19
tblVehicleEF	MH	1.2510e-003	0.00
tblVehicleEF	MH	0.06	0.06
tblVehicleEF	MH	3.2210e-003	4.0000e-003
tblVehicleEF	MH	0.04	0.18
tblVehicleEF	MH	1.1500e-003	0.00
tblVehicleEF	MH	3.12	0.00
tblVehicleEF	MH	0.11	0.00
tblVehicleEF	MH	1.30	0.00
tblVehicleEF	MH	0.12	0.09
tblVehicleEF	MH	0.03	0.00
tblVehicleEF	MH	0.37	0.00
tblVehicleEF	MH	0.01	8.8506e-003
tblVehicleEF	MH	7.0900e-004	0.00
tblVehicleEF	MH	3.12	0.00
tblVehicleEF	MH	0.11	0.00
tblVehicleEF	MH	1.30	0.00
tblVehicleEF	MH	0.17	0.10

tblVehicleEF	MH	0.03	0.00
tblVehicleEF	MH	0.41	0.00
tblVehicleEF	MH	0.04	4.0644e-003
tblVehicleEF	MH	0.03	0.00
tblVehicleEF	MH	3.61	0.38
tblVehicleEF	MH	6.87	0.00
tblVehicleEF	MH	1,048.28	936.22
tblVehicleEF	MH	59.91	0.00
tblVehicleEF	MH	1.61	4.97
tblVehicleEF	MH	0.94	0.00
tblVehicleEF	MH	0.13	0.13
tblVehicleEF	MH	0.01	0.02
tblVehicleEF	MH	0.04	0.19
tblVehicleEF	MH	1.2510e-003	0.00
tblVehicleEF	MH	0.06	0.06
tblVehicleEF	MH	3.2210e-003	4.0000e-003
tblVehicleEF	MH	0.04	0.18
tblVehicleEF	MH	1.1500e-003	0.00
tblVehicleEF	MH	1.88	0.00
tblVehicleEF	MH	0.12	0.00
tblVehicleEF	MH	0.56	0.00
tblVehicleEF	MH	0.12	0.09
tblVehicleEF	MH	0.03	0.00
tblVehicleEF	MH	0.40	0.00
tblVehicleEF	MH	0.01	8.8506e-003
tblVehicleEF	MH	7.1900e-004	0.00
tblVehicleEF	MH	1.88	0.00

tblVehicleEF	MH	0.12	0.00
tblVehicleEF	MH	0.56	0.00
tblVehicleEF	MH	0.17	0.10
tblVehicleEF	MH	0.03	0.00
tblVehicleEF	MH	0.43	0.00
tblVehicleEF	MHD	0.02	5.4628e-003
tblVehicleEF	MHD	4.1450e-003	6.2249e-003
tblVehicleEF	MHD	0.06	0.02
tblVehicleEF	MHD	0.33	0.44
tblVehicleEF	MHD	0.31	0.67
tblVehicleEF	MHD	6.00	1.87
tblVehicleEF	MHD	155.10	70.79
tblVehicleEF	MHD	1,105.72	1,107.75
tblVehicleEF	MHD	53.92	15.06
tblVehicleEF	MHD	0.63	0.57
tblVehicleEF	MHD	1.08	1.89
tblVehicleEF	MHD	11.74	0.98
tblVehicleEF	MHD	4.3700e-004	1.7551e-003
tblVehicleEF	MHD	0.13	0.13
tblVehicleEF	MHD	0.01	0.01
tblVehicleEF	MHD	5.5780e-003	0.06
tblVehicleEF	MHD	8.2200e-004	1.9575e-004
tblVehicleEF	MHD	4.1800e-004	1.6792e-003
tblVehicleEF	MHD	0.06	0.06
tblVehicleEF	MHD	3.0000e-003	3.0000e-003
tblVehicleEF	MHD	5.3330e-003	0.06
tblVehicleEF	MHD	7.5600e-004	1.7998e-004

tblVehicleEF	MHD	1.4330e-003	1.2037e-003
tblVehicleEF	MHD	0.05	0.04
tblVehicleEF	MHD	0.02	0.03
tblVehicleEF	MHD	7.1400e-004	5.5776e-004
tblVehicleEF	MHD	0.04	0.08
tblVehicleEF	MHD	0.02	0.20
tblVehicleEF	MHD	0.36	0.08
tblVehicleEF	MHD	1.4910e-003	6.7339e-004
tblVehicleEF	MHD	0.01	0.01
tblVehicleEF	MHD	6.4400e-004	1.4901e-004
tblVehicleEF	MHD	1.4330e-003	1.2037e-003
tblVehicleEF	MHD	0.05	0.04
tblVehicleEF	MHD	0.03	0.04
tblVehicleEF	MHD	7.1400e-004	5.5776e-004
tblVehicleEF	MHD	0.05	0.09
tblVehicleEF	MHD	0.02	0.20
tblVehicleEF	MHD	0.40	0.09
tblVehicleEF	MHD	0.02	5.1738e-003
tblVehicleEF	MHD	4.2290e-003	6.3499e-003
tblVehicleEF	MHD	0.05	0.02
tblVehicleEF	MHD	0.24	0.35
tblVehicleEF	MHD	0.32	0.68
tblVehicleEF	MHD	5.61	1.72
tblVehicleEF	MHD	164.29	72.16
tblVehicleEF	MHD	1,105.72	1,107.78
tblVehicleEF	MHD	53.92	14.81
tblVehicleEF	MHD	0.65	0.57

tblVehicleEF	MHD	1.01	1.76
tblVehicleEF	MHD	11.70	0.97
tblVehicleEF	MHD	3.6900e-004	1.4820e-003
tblVehicleEF	MHD	0.13	0.13
tblVehicleEF	MHD	0.01	0.01
tblVehicleEF	MHD	5.5780e-003	0.06
tblVehicleEF	MHD	8.2200e-004	1.9575e-004
tblVehicleEF	MHD	3.5300e-004	1.4178e-003
tblVehicleEF	MHD	0.06	0.06
tblVehicleEF	MHD	3.0000e-003	3.0000e-003
tblVehicleEF	MHD	5.3330e-003	0.06
tblVehicleEF	MHD	7.5600e-004	1.7998e-004
tblVehicleEF	MHD	2.8480e-003	2.6688e-003
tblVehicleEF	MHD	0.05	0.05
tblVehicleEF	MHD	0.02	0.03
tblVehicleEF	MHD	1.6690e-003	1.6086e-003
tblVehicleEF	MHD	0.04	0.08
tblVehicleEF	MHD	0.02	0.21
tblVehicleEF	MHD	0.35	0.08
tblVehicleEF	MHD	1.5770e-003	6.8659e-004
tblVehicleEF	MHD	0.01	0.01
tblVehicleEF	MHD	6.3800e-004	1.4652e-004
tblVehicleEF	MHD	2.8480e-003	2.6688e-003
tblVehicleEF	MHD	0.05	0.05
tblVehicleEF	MHD	0.03	0.03
tblVehicleEF	MHD	1.6690e-003	1.6086e-003
tblVehicleEF	MHD	0.05	0.10

tblVehicleEF	MHD	0.02	0.21
tblVehicleEF	MHD	0.38	0.09
tblVehicleEF	MHD	0.02	5.8908e-003
tblVehicleEF	MHD	4.1530e-003	6.2416e-003
tblVehicleEF	MHD	0.06	0.02
tblVehicleEF	MHD	0.46	0.57
tblVehicleEF	MHD	0.31	0.67
tblVehicleEF	MHD	5.90	1.82
tblVehicleEF	MHD	142.41	68.88
tblVehicleEF	MHD	1,105.72	1,107.76
tblVehicleEF	MHD	53.92	14.97
tblVehicleEF	MHD	0.60	0.56
tblVehicleEF	MHD	1.06	1.85
tblVehicleEF	MHD	11.73	0.98
tblVehicleEF	MHD	5.3200e-004	2.1323e-003
tblVehicleEF	MHD	0.13	0.13
tblVehicleEF	MHD	0.01	0.01
tblVehicleEF	MHD	5.5780e-003	0.06
tblVehicleEF	MHD	8.2200e-004	1.9575e-004
tblVehicleEF	MHD	5.0900e-004	2.0401e-003
tblVehicleEF	MHD	0.06	0.06
tblVehicleEF	MHD	3.0000e-003	3.0000e-003
tblVehicleEF	MHD	5.3330e-003	0.06
tblVehicleEF	MHD	7.5600e-004	1.7998e-004
tblVehicleEF	MHD	1.5800e-003	1.4225e-003
tblVehicleEF	MHD	0.05	0.04
tblVehicleEF	MHD	0.03	0.03

tblVehicleEF	MHD	7.0500e-004	5.1800e-004
tblVehicleEF	MHD	0.04	0.08
tblVehicleEF	MHD	0.02	0.22
tblVehicleEF	MHD	0.36	0.08
tblVehicleEF	MHD	1.3710e-003	6.5509e-004
tblVehicleEF	MHD	0.01	0.01
tblVehicleEF	MHD	6.4300e-004	1.4813e-004
tblVehicleEF	MHD	1.5800e-003	1.4225e-003
tblVehicleEF	MHD	0.05	0.04
tblVehicleEF	MHD	0.04	0.04
tblVehicleEF	MHD	7.0500e-004	5.1800e-004
tblVehicleEF	MHD	0.05	0.09
tblVehicleEF	MHD	0.02	0.22
tblVehicleEF	MHD	0.39	0.09
tblVehicleEF	OBUS	0.01	9.8281e-003
tblVehicleEF	OBUS	0.01	0.01
tblVehicleEF	OBUS	0.03	0.03
tblVehicleEF	OBUS	0.27	0.43
tblVehicleEF	OBUS	0.73	1.52
tblVehicleEF	OBUS	6.67	3.30
tblVehicleEF	OBUS	70.21	51.97
tblVehicleEF	OBUS	1,126.32	1,610.98
tblVehicleEF	OBUS	71.08	24.56
tblVehicleEF	OBUS	0.32	0.26
tblVehicleEF	OBUS	1.10	1.20
tblVehicleEF	OBUS	1.97	0.47
tblVehicleEF	OBUS	1.1300e-004	1.0316e-003

tblVehicleEF	OBUS	0.13	0.13
tblVehicleEF	OBUS	0.01	0.01
tblVehicleEF	OBUS	5.4210e-003	0.02
tblVehicleEF	OBUS	9.1200e-004	2.4731e-004
tblVehicleEF	OBUS	1.0800e-004	9.8700e-004
tblVehicleEF	OBUS	0.06	0.06
tblVehicleEF	OBUS	3.0000e-003	3.0000e-003
tblVehicleEF	OBUS	5.1650e-003	0.02
tblVehicleEF	OBUS	8.3900e-004	2.2739e-004
tblVehicleEF	OBUS	2.2350e-003	3.0916e-003
tblVehicleEF	OBUS	0.02	0.03
tblVehicleEF	OBUS	0.04	0.05
tblVehicleEF	OBUS	9.4600e-004	1.1802e-003
tblVehicleEF	OBUS	0.05	0.08
tblVehicleEF	OBUS	0.05	0.35
tblVehicleEF	OBUS	0.41	0.16
tblVehicleEF	OBUS	6.8200e-004	4.9868e-004
tblVehicleEF	OBUS	0.01	0.02
tblVehicleEF	OBUS	8.2800e-004	2.4302e-004
tblVehicleEF	OBUS	2.2350e-003	3.0916e-003
tblVehicleEF	OBUS	0.02	0.03
tblVehicleEF	OBUS	0.05	0.07
tblVehicleEF	OBUS	9.4600e-004	1.1802e-003
tblVehicleEF	OBUS	0.06	0.11
tblVehicleEF	OBUS	0.05	0.35
tblVehicleEF	OBUS	0.45	0.17
tblVehicleEF	OBUS	0.01	9.8612e-003

tblVehicleEF	OBUS	0.01	0.01
tblVehicleEF	OBUS	0.03	0.03
tblVehicleEF	OBUS	0.26	0.41
tblVehicleEF	OBUS	0.75	1.57
tblVehicleEF	OBUS	6.11	2.97
tblVehicleEF	OBUS	73.34	52.23
tblVehicleEF	OBUS	1,126.32	1,611.07
tblVehicleEF	OBUS	71.08	24.00
tblVehicleEF	OBUS	0.33	0.26
tblVehicleEF	OBUS	1.02	1.08
tblVehicleEF	OBUS	1.92	0.45
tblVehicleEF	OBUS	9.5000e-005	8.7177e-004
tblVehicleEF	OBUS	0.13	0.13
tblVehicleEF	OBUS	0.01	0.01
tblVehicleEF	OBUS	5.4210e-003	0.02
tblVehicleEF	OBUS	9.1200e-004	2.4731e-004
tblVehicleEF	OBUS	9.1000e-005	8.3405e-004
tblVehicleEF	OBUS	0.06	0.06
tblVehicleEF	OBUS	3.0000e-003	3.0000e-003
tblVehicleEF	OBUS	5.1650e-003	0.02
tblVehicleEF	OBUS	8.3900e-004	2.2739e-004
tblVehicleEF	OBUS	4.3510e-003	6.6825e-003
tblVehicleEF	OBUS	0.02	0.04
tblVehicleEF	OBUS	0.04	0.05
tblVehicleEF	OBUS	2.1830e-003	3.3478e-003
tblVehicleEF	OBUS	0.05	0.08
tblVehicleEF	OBUS	0.05	0.36

tblVehicleEF	OBUS	0.39	0.15
tblVehicleEF	OBUS	7.1200e-004	5.0115e-004
tblVehicleEF	OBUS	0.01	0.02
tblVehicleEF	OBUS	8.1800e-004	2.3749e-004
tblVehicleEF	OBUS	4.3510e-003	6.6825e-003
tblVehicleEF	OBUS	0.02	0.04
tblVehicleEF	OBUS	0.05	0.07
tblVehicleEF	OBUS	2.1830e-003	3.3478e-003
tblVehicleEF	OBUS	0.07	0.11
tblVehicleEF	OBUS	0.05	0.36
tblVehicleEF	OBUS	0.42	0.16
tblVehicleEF	OBUS	0.01	9.8316e-003
tblVehicleEF	OBUS	0.01	0.01
tblVehicleEF	OBUS	0.03	0.03
tblVehicleEF	OBUS	0.28	0.44
tblVehicleEF	OBUS	0.73	1.53
tblVehicleEF	OBUS	6.62	3.24
tblVehicleEF	OBUS	65.88	51.61
tblVehicleEF	OBUS	1,126.32	1,611.00
tblVehicleEF	OBUS	71.08	24.45
tblVehicleEF	OBUS	0.31	0.26
tblVehicleEF	OBUS	1.08	1.17
tblVehicleEF	OBUS	1.96	0.47
tblVehicleEF	OBUS	1.3700e-004	1.2524e-003
tblVehicleEF	OBUS	0.13	0.13
tblVehicleEF	OBUS	0.01	0.01
tblVehicleEF	OBUS	5.4210e-003	0.02

tblVehicleEF	OBUS	9.1200e-004	2.4731e-004
tblVehicleEF	OBUS	1.3100e-004	1.1982e-003
tblVehicleEF	OBUS	0.06	0.06
tblVehicleEF	OBUS	3.0000e-003	3.0000e-003
tblVehicleEF	OBUS	5.1650e-003	0.02
tblVehicleEF	OBUS	8.3900e-004	2.2739e-004
tblVehicleEF	OBUS	2.3980e-003	3.4748e-003
tblVehicleEF	OBUS	0.02	0.03
tblVehicleEF	OBUS	0.04	0.05
tblVehicleEF	OBUS	9.5900e-004	1.1271e-003
tblVehicleEF	OBUS	0.05	0.08
tblVehicleEF	OBUS	0.05	0.38
tblVehicleEF	OBUS	0.41	0.15
tblVehicleEF	OBUS	6.4100e-004	4.9528e-004
tblVehicleEF	OBUS	0.01	0.02
tblVehicleEF	OBUS	8.2700e-004	2.4194e-004
tblVehicleEF	OBUS	2.3980e-003	3.4748e-003
tblVehicleEF	OBUS	0.02	0.03
tblVehicleEF	OBUS	0.05	0.07
tblVehicleEF	OBUS	9.5900e-004	1.1271e-003
tblVehicleEF	OBUS	0.06	0.11
tblVehicleEF	OBUS	0.05	0.38
tblVehicleEF	OBUS	0.45	0.17
tblVehicleEF	SBUS	0.86	0.01
tblVehicleEF	SBUS	0.01	4.4371e-003
tblVehicleEF	SBUS	0.07	1.1456e-003
tblVehicleEF	SBUS	5.64	1.00

tblVehicleEF	SBUS	0.71	0.28
tblVehicleEF	SBUS	5.49	0.17
tblVehicleEF	SBUS	1,270.71	324.55
tblVehicleEF	SBUS	1,144.20	1,170.32
tblVehicleEF	SBUS	36.06	0.97
tblVehicleEF	SBUS	12.46	3.52
tblVehicleEF	SBUS	5.17	5.16
tblVehicleEF	SBUS	15.23	0.98
tblVehicleEF	SBUS	0.01	3.9578e-003
tblVehicleEF	SBUS	0.74	0.74
tblVehicleEF	SBUS	0.01	0.01
tblVehicleEF	SBUS	0.03	0.03
tblVehicleEF	SBUS	5.0600e-004	1.4411e-005
tblVehicleEF	SBUS	0.01	3.7866e-003
tblVehicleEF	SBUS	0.32	0.32
tblVehicleEF	SBUS	2.7630e-003	2.8815e-003
tblVehicleEF	SBUS	0.03	0.03
tblVehicleEF	SBUS	4.6500e-004	1.3250e-005
tblVehicleEF	SBUS	3.0740e-003	5.7898e-005
tblVehicleEF	SBUS	0.02	2.1608e-004
tblVehicleEF	SBUS	0.68	0.08
tblVehicleEF	SBUS	1.3130e-003	2.1958e-005
tblVehicleEF	SBUS	0.12	0.09
tblVehicleEF	SBUS	0.01	1.7428e-003
tblVehicleEF	SBUS	0.28	6.0115e-003
tblVehicleEF	SBUS	0.01	3.0720e-003
tblVehicleEF	SBUS	0.01	0.01

tblVehicleEF	SBUS	4.5600e-004	9.5621e-006
tblVehicleEF	SBUS	3.0740e-003	5.7898e-005
tblVehicleEF	SBUS	0.02	2.1608e-004
tblVehicleEF	SBUS	0.97	0.11
tblVehicleEF	SBUS	1.3130e-003	2.1958e-005
tblVehicleEF	SBUS	0.14	0.10
tblVehicleEF	SBUS	0.01	1.7428e-003
tblVehicleEF	SBUS	0.31	6.5819e-003
tblVehicleEF	SBUS	0.86	0.01
tblVehicleEF	SBUS	0.01	4.4522e-003
tblVehicleEF	SBUS	0.06	8.8875e-004
tblVehicleEF	SBUS	5.48	0.96
tblVehicleEF	SBUS	0.72	0.28
tblVehicleEF	SBUS	3.76	0.10
tblVehicleEF	SBUS	1,335.64	332.90
tblVehicleEF	SBUS	1,144.20	1,170.32
tblVehicleEF	SBUS	36.06	0.86
tblVehicleEF	SBUS	12.86	3.59
tblVehicleEF	SBUS	4.84	4.82
tblVehicleEF	SBUS	15.20	0.98
tblVehicleEF	SBUS	0.01	3.3452e-003
tblVehicleEF	SBUS	0.74	0.74
tblVehicleEF	SBUS	0.01	0.01
tblVehicleEF	SBUS	0.03	0.03
tblVehicleEF	SBUS	5.0600e-004	1.4411e-005
tblVehicleEF	SBUS	0.01	3.2005e-003
tblVehicleEF	SBUS	0.32	0.32

tblVehicleEF	SBUS	2.7630e-003	2.8815e-003
tblVehicleEF	SBUS	0.03	0.03
tblVehicleEF	SBUS	4.6500e-004	1.3250e-005
tblVehicleEF	SBUS	5.9210e-003	1.3114e-004
tblVehicleEF	SBUS	0.02	3.0235e-004
tblVehicleEF	SBUS	0.67	0.08
tblVehicleEF	SBUS	2.9370e-003	7.4268e-005
tblVehicleEF	SBUS	0.12	0.09
tblVehicleEF	SBUS	9.6420e-003	1.5133e-003
tblVehicleEF	SBUS	0.23	4.6553e-003
tblVehicleEF	SBUS	0.01	3.1509e-003
tblVehicleEF	SBUS	0.01	0.01
tblVehicleEF	SBUS	4.2700e-004	8.5449e-006
tblVehicleEF	SBUS	5.9210e-003	1.3114e-004
tblVehicleEF	SBUS	0.02	3.0235e-004
tblVehicleEF	SBUS	0.96	0.11
tblVehicleEF	SBUS	2.9370e-003	7.4268e-005
tblVehicleEF	SBUS	0.14	0.10
tblVehicleEF	SBUS	9.6420e-003	1.5133e-003
tblVehicleEF	SBUS	0.25	5.0969e-003
tblVehicleEF	SBUS	0.86	0.01
tblVehicleEF	SBUS	0.01	4.4384e-003
tblVehicleEF	SBUS	0.07	1.1307e-003
tblVehicleEF	SBUS	5.85	1.05
tblVehicleEF	SBUS	0.71	0.28
tblVehicleEF	SBUS	5.54	0.16
tblVehicleEF	SBUS	1,181.05	313.01

tblVehicleEF	SBUS	1,144.20	1,170.32
tblVehicleEF	SBUS	36.06	0.95
tblVehicleEF	SBUS	11.91	3.42
tblVehicleEF	SBUS	5.09	5.07
tblVehicleEF	SBUS	15.23	0.98
tblVehicleEF	SBUS	0.02	4.8038e-003
tblVehicleEF	SBUS	0.74	0.74
tblVehicleEF	SBUS	0.01	0.01
tblVehicleEF	SBUS	0.03	0.03
tblVehicleEF	SBUS	5.0600e-004	1.4411e-005
tblVehicleEF	SBUS	0.02	4.5960e-003
tblVehicleEF	SBUS	0.32	0.32
tblVehicleEF	SBUS	2.7630e-003	2.8815e-003
tblVehicleEF	SBUS	0.03	0.03
tblVehicleEF	SBUS	4.6500e-004	1.3250e-005
tblVehicleEF	SBUS	3.2090e-003	7.3226e-005
tblVehicleEF	SBUS	0.02	2.5411e-004
tblVehicleEF	SBUS	0.68	0.08
tblVehicleEF	SBUS	1.2980e-003	1.9839e-005
tblVehicleEF	SBUS	0.12	0.09
tblVehicleEF	SBUS	0.01	2.3232e-003
tblVehicleEF	SBUS	0.29	5.9331e-003
tblVehicleEF	SBUS	0.01	2.9630e-003
tblVehicleEF	SBUS	0.01	0.01
tblVehicleEF	SBUS	4.5600e-004	9.4415e-006
tblVehicleEF	SBUS	3.2090e-003	7.3226e-005
tblVehicleEF	SBUS	0.02	2.5411e-004

tblVehicleEF	SBUS	0.97	0.11
tblVehicleEF	SBUS	1.2980e-003	1.9839e-005
tblVehicleEF	SBUS	0.14	0.10
tblVehicleEF	SBUS	0.01	2.3232e-003
tblVehicleEF	SBUS	0.32	6.4959e-003
tblVehicleEF	UBUS	1.95	3.51
tblVehicleEF	UBUS	0.09	0.04
tblVehicleEF	UBUS	9.79	26.99
tblVehicleEF	UBUS	14.93	2.87
tblVehicleEF	UBUS	1,861.83	1,847.21
tblVehicleEF	UBUS	135.15	32.35
tblVehicleEF	UBUS	6.43	0.39
tblVehicleEF	UBUS	13.77	0.28
tblVehicleEF	UBUS	0.52	0.10
tblVehicleEF	UBUS	0.01	0.02
tblVehicleEF	UBUS	0.07	2.6233e-003
tblVehicleEF	UBUS	1.3790e-003	2.3460e-004
tblVehicleEF	UBUS	0.22	0.04
tblVehicleEF	UBUS	3.0000e-003	5.4849e-003
tblVehicleEF	UBUS	0.07	2.4902e-003
tblVehicleEF	UBUS	1.2680e-003	2.1571e-004
tblVehicleEF	UBUS	8.4220e-003	2.2153e-003
tblVehicleEF	UBUS	0.12	0.02
tblVehicleEF	UBUS	4.0730e-003	8.9013e-004
tblVehicleEF	UBUS	0.66	0.06
tblVehicleEF	UBUS	0.02	0.09
tblVehicleEF	UBUS	1.19	0.16

tblVehicleEF	UBUS	0.01	6.5545e-003
tblVehicleEF	UBUS	1.6230e-003	3.2018e-004
tblVehicleEF	UBUS	8.4220e-003	2.2153e-003
tblVehicleEF	UBUS	0.12	0.02
tblVehicleEF	UBUS	4.0730e-003	8.9013e-004
tblVehicleEF	UBUS	2.68	3.59
tblVehicleEF	UBUS	0.02	0.09
tblVehicleEF	UBUS	1.30	0.18
tblVehicleEF	UBUS	1.95	3.51
tblVehicleEF	UBUS	0.08	0.03
tblVehicleEF	UBUS	9.90	26.99
tblVehicleEF	UBUS	12.23	2.29
tblVehicleEF	UBUS	1,861.83	1,847.22
tblVehicleEF	UBUS	135.15	31.36
tblVehicleEF	UBUS	5.98	0.38
tblVehicleEF	UBUS	13.65	0.26
tblVehicleEF	UBUS	0.52	0.10
tblVehicleEF	UBUS	0.01	0.02
tblVehicleEF	UBUS	0.07	2.6233e-003
tblVehicleEF	UBUS	1.3790e-003	2.3460e-004
tblVehicleEF	UBUS	0.22	0.04
tblVehicleEF	UBUS	3.0000e-003	5.4849e-003
tblVehicleEF	UBUS	0.07	2.4902e-003
tblVehicleEF	UBUS	1.2680e-003	2.1571e-004
tblVehicleEF	UBUS	0.02	4.5597e-003
tblVehicleEF	UBUS	0.15	0.02
tblVehicleEF	UBUS	9.6640e-003	2.5650e-003

tblVehicleEF	UBUS	0.67	0.06
tblVehicleEF	UBUS	0.02	0.09
tblVehicleEF	UBUS	1.06	0.14
tblVehicleEF	UBUS	0.01	6.5546e-003
tblVehicleEF	UBUS	1.5760e-003	3.1037e-004
tblVehicleEF	UBUS	0.02	4.5597e-003
tblVehicleEF	UBUS	0.15	0.02
tblVehicleEF	UBUS	9.6640e-003	2.5650e-003
tblVehicleEF	UBUS	2.69	3.59
tblVehicleEF	UBUS	0.02	0.09
tblVehicleEF	UBUS	1.16	0.16
tblVehicleEF	UBUS	1.95	3.51
tblVehicleEF	UBUS	0.09	0.04
tblVehicleEF	UBUS	9.80	26.99
tblVehicleEF	UBUS	14.43	2.71
tblVehicleEF	UBUS	1,861.83	1,847.22
tblVehicleEF	UBUS	135.15	32.09
tblVehicleEF	UBUS	6.31	0.39
tblVehicleEF	UBUS	13.74	0.28
tblVehicleEF	UBUS	0.52	0.10
tblVehicleEF	UBUS	0.01	0.02
tblVehicleEF	UBUS	0.07	2.6233e-003
tblVehicleEF	UBUS	1.3790e-003	2.3460e-004
tblVehicleEF	UBUS	0.22	0.04
tblVehicleEF	UBUS	3.0000e-003	5.4849e-003
tblVehicleEF	UBUS	0.07	2.4902e-003
tblVehicleEF	UBUS	1.2680e-003	2.1571e-004

tblVehicleEF	UBUS	9.6690e-003	2.4056e-003
tblVehicleEF	UBUS	0.15	0.02
tblVehicleEF	UBUS	4.2700e-003	8.2079e-004
tblVehicleEF	UBUS	0.66	0.06
tblVehicleEF	UBUS	0.03	0.11
tblVehicleEF	UBUS	1.17	0.16
tblVehicleEF	UBUS	0.01	6.5546e-003
tblVehicleEF	UBUS	1.6140e-003	3.1758e-004
tblVehicleEF	UBUS	9.6690e-003	2.4056e-003
tblVehicleEF	UBUS	0.15	0.02
tblVehicleEF	UBUS	4.2700e-003	8.2079e-004
tblVehicleEF	UBUS	2.68	3.59
tblVehicleEF	UBUS	0.03	0.11
tblVehicleEF	UBUS	1.28	0.18
tblVehicleTrips	CC_TTP	28.00	0.00
tblVehicleTrips	CNW_TTP	13.00	0.00
tblVehicleTrips	CNW_TTP	41.00	0.00
tblVehicleTrips	CW_TTP	59.00	100.00
tblVehicleTrips	CW_TTP	59.00	100.00
tblVehicleTrips	DV_TP	5.00	0.00
tblVehicleTrips	DV_TP	5.00	0.00
tblVehicleTrips	PB_TP	3.00	0.00
tblVehicleTrips	PB_TP	3.00	0.00
tblVehicleTrips	PR_TP	92.00	100.00
tblVehicleTrips	PR_TP	92.00	100.00
tblVehicleTrips	ST_TR	1.32	1.56
tblVehicleTrips	ST_TR	1.68	1.75

tblVehicleTrips	SU_TR	0.68	3.93
tblVehicleTrips	SU_TR	1.68	1.75
tblVehicleTrips	WD_TR	6.97	3.90
tblVehicleTrips	WD_TR	1.68	1.75
tblWater	IndoorWaterUseRate	319,999,125.00	0.00
tblWater	IndoorWaterUseRate	546,131,562.50	213,297,953.39

2.0 Emissions Summary

2.1 Overall Construction (Maximum Daily Emission)

Unmitigated Construction

	ROG	NOx	CO	SO2	Fugitive PM10	Exhaust PM10	PM10 Total	Fugitive PM2.5	Exhaust PM2.5	PM2.5 Total	Bio- CO2	NBio- CO2	Total CO2	CH4	N2O	CO2e
Year	lb/day										lb/day					
2021	0.0000	0.0000	0.0000	0.0000	0.0000	0.0000	0.0000	0.0000	0.0000	0.0000	0.0000	0.0000	0.0000	0.0000	0.0000	0.0000
Maximum	**0.0000**	**0.0000**	**0.0000**	**0.0000**	**0.0000**	**0.0000**	**0.0000**	**0.0000**	**0.0000**	**0.0000**	**0.0000**	**0.0000**	**0.0000**	**0.0000**	**0.0000**	**0.0000**

Mitigated Construction

	ROG	NOx	CO	SO2	Fugitive PM10	Exhaust PM10	PM10 Total	Fugitive PM2.5	Exhaust PM2.5	PM2.5 Total	Bio- CO2	NBio- CO2	Total CO2	CH4	N2O	CO2e
Year	lb/day										lb/day					
2021	0.0000	0.0000	0.0000	0.0000	0.0000	0.0000	0.0000	0.0000	0.0000	0.0000	0.0000	0.0000	0.0000	0.0000	0.0000	0.0000
Maximum	**0.0000**	**0.0000**	**0.0000**	**0.0000**	**0.0000**	**0.0000**	**0.0000**	**0.0000**	**0.0000**	**0.0000**	**0.0000**	**0.0000**	**0.0000**	**0.0000**	**0.0000**	**0.0000**

	ROG	**NOx**	**CO**	**SO2**	**Fugitive PM10**	**Exhaust PM10**	**PM10 Total**	**Fugitive PM2.5**	**Exhaust PM2.5**	**PM2.5 Total**	**Bio- CO2**	**NBio-CO2**	**Total CO2**	**CH4**	**N20**	**CO2e**
Percent Reduction	**0.00**	**0.00**	**0.00**	**0.00**	**0.00**	**0.00**	**0.00**	**0.00**	**0.00**	**0.00**	**0.00**	**0.00**	**0.00**	**0.00**	**0.00**	**0.00**

2.2 Overall Operational

Unmitigated Operational

	ROG	NOx	CO	SO2	Fugitive PM10	Exhaust PM10	PM10 Total	Fugitive PM2.5	Exhaust PM2.5	PM2.5 Total	Bio- CO2	NBio- CO2	Total CO2	CH4	N2O	CO2e
Category	lb/day										lb/day					
Area	106.6056	8.9000e-003	0.9701	7.0000e-005		3.4700e-003	3.4700e-003		3.4700e-003	3.4700e-003		2.0713	2.0713	5.5000e-003		2.2088
Energy	1.4700	13.3637	11.2255	0.0802		1.0156	1.0156		1.0156	1.0156		16,036.4835	16,036.4835	0.3074	0.2940	16,131.7803
Mobile	29.1856	19.6033	263.1493	0.6724	68.7815	0.3419	69.1234	18.2332	0.3150	18.5482		68,124.0749	68,124.0749	2.1208		68,177.0943
Offroad	2.0500	23.1912	11.6098	0.0476		0.7830	0.7830		0.7203	0.7203		4,606.2019	4,606.2019	1.4897		4,643.4453
Total	**139.3112**	**56.1672**	**286.9547**	**0.8002**	**68.7815**	**2.1440**	**70.9254**	**18.2332**	**2.0545**	**20.2877**		**88,768.8315**	**88,768.8315**	**3.9234**	**0.2940**	**88,954.5288**

2.2 Overall Operational

Mitigated Operational

	ROG	NOx	CO	SO2	Fugitive PM10	Exhaust PM10	PM10 Total	Fugitive PM2.5	Exhaust PM2.5	PM2.5 Total	Bio- CO2	NBio- CO2	Total CO2	CH4	N2O	CO2e
Category	lb/day										lb/day					
Area	106.6056	8.9000e-003	0.9701	7.0000e-005		3.4700e-003	3.4700e-003		3.4700e-003	3.4700e-003		2.0713	2.0713	5.5000e-003		2.2088
Energy	1.2398	11.2704	9.4671	0.0676		0.8566	0.8566		0.8566	0.8566		13,524.4927	13,524.4927	0.2592	0.2480	13,604.8620
Mobile	29.1856	19.6033	263.1493	0.6724	68.7815	0.3419	69.1234	18.2332	0.3150	18.5482		68,124.0749	68,124.0749	2.1208		68,177.0943
Offroad	2.0500	23.1912	11.6098	0.0476		0.7830	0.7830		0.7203	0.7203		4,606.2019	4,606.2019	1.4897		4,643.4453
Total	**139.0810**	**54.0738**	**285.1963**	**0.7877**	**68.7815**	**1.9849**	**70.7664**	**18.2332**	**1.8954**	**20.1286**		**86,256.8407**	**86,256.8407**	**3.8752**	**0.2480**	**86,427.6104**

	ROG	NOx	CO	SO2	Fugitive PM10	Exhaust PM10	PM10 Total	Fugitive PM2.5	Exhaust PM2.5	PM2.5 Total	Bio- CO2	NBio-CO2	Total CO2	CH4	N20	CO2e
Percent Reduction	**0.17**	**3.73**	**0.61**	**1.57**	**0.00**	**7.42**	**0.22**	**0.00**	**7.74**	**0.78**	**0.00**	**2.83**	**2.83**	**1.23**	**15.66**	**2.84**

3.0 Construction Detail

Construction Phase

Phase Number	Phase Name	Phase Type	Start Date	End Date	Num Days Week	Num Days	Phase Description
1	Demolition	Demolition	1/4/2021	1/3/2021	5	0	

Acres of Grading (Site Preparation Phase): 0

Acres of Grading (Grading Phase): 0

Acres of Paving: 108.81

Residential Indoor: 0; Residential Outdoor: 0; Non-Residential Indoor: 0; Non-Residential Outdoor: 0; Striped Parking Area: 0 (Architectural Coating – sqft)

OffRoad Equipment

Phase Name	Offroad Equipment Type	Amount	Usage Hours	Horse Power	Load Factor
Demolition	Concrete/Industrial Saws	0	8.00	81	0.73
Demolition	Excavators	0	8.00	158	0.38
Demolition	Rubber Tired Dozers	0	8.00	247	0.40

Trips and VMT

Phase Name	Offroad Equipment Count	Worker Trip Number	Vendor Trip Number	Hauling Trip Number	Worker Trip Length	Vendor Trip Length	Hauling Trip Length	Worker Vehicle Class	Vendor Vehicle Class	Hauling Vehicle Class
Demolition	0	0.00	0.00	0.00	10.80	7.30	20.00	LD_Mix	HDT_Mix	HHDT

3.1 Mitigation Measures Construction

3.2 Demolition - 2021

Unmitigated Construction On-Site

	ROG	NOx	CO	SO2	Fugitive PM10	Exhaust PM10	PM10 Total	Fugitive PM2.5	Exhaust PM2.5	PM2.5 Total	Bio- CO2	NBio- CO2	Total CO2	CH4	N2O	CO2e
Category	lb/day										lb/day					
Off-Road	0.0000	0.0000	0.0000	0.0000	0.0000	0.0000	0.0000	0.0000	0.0000	0.0000	0.0000	0.0000	0.0000	0.0000	0.0000	0.0000
Total	**0.0000**	**0.0000**	**0.0000**	**0.0000**	**0.0000**	**0.0000**	**0.0000**	**0.0000**	**0.0000**	**0.0000**	**0.0000**	**0.0000**	**0.0000**	**0.0000**	**0.0000**	**0.0000**

Unmitigated Construction Off-Site

	ROG	NOx	CO	SO2	Fugitive PM10	Exhaust PM10	PM10 Total	Fugitive PM2.5	Exhaust PM2.5	PM2.5 Total	Bio- CO2	NBio- CO2	Total CO2	CH4	N2O	CO2e
Category	lb/day										lb/day					
Hauling	0.0000	0.0000	0.0000	0.0000	0.0000	0.0000	0.0000	0.0000	0.0000	0.0000	0.0000	0.0000	0.0000	0.0000	0.0000	0.0000
Vendor	0.0000	0.0000	0.0000	0.0000	0.0000	0.0000	0.0000	0.0000	0.0000	0.0000	0.0000	0.0000	0.0000	0.0000	0.0000	0.0000
Worker	0.0000	0.0000	0.0000	0.0000	0.0000	0.0000	0.0000	0.0000	0.0000	0.0000	0.0000	0.0000	0.0000	0.0000	0.0000	0.0000
Total	**0.0000**	**0.0000**	**0.0000**	**0.0000**	**0.0000**	**0.0000**	**0.0000**	**0.0000**	**0.0000**	**0.0000**	**0.0000**	**0.0000**	**0.0000**	**0.0000**	**0.0000**	**0.0000**

3.2 Demolition - 2021

Mitigated Construction On-Site

	ROG	NOx	CO	SO2	Fugitive PM10	Exhaust PM10	PM10 Total	Fugitive PM2.5	Exhaust PM2.5	PM2.5 Total	Bio- CO2	NBio- CO2	Total CO2	CH4	N2O	CO2e
Category	lb/day										lb/day					
Off-Road	0.0000	0.0000	0.0000	0.0000	0.0000	0.0000	0.0000	0.0000	0.0000	0.0000	0.0000	0.0000	0.0000	0.0000	0.0000	0.0000
Total	**0.0000**	**0.0000**	**0.0000**	**0.0000**	**0.0000**	**0.0000**	**0.0000**	**0.0000**	**0.0000**	**0.0000**	**0.0000**	**0.0000**	**0.0000**	**0.0000**	**0.0000**	**0.0000**

Mitigated Construction Off-Site

	ROG	NOx	CO	SO2	Fugitive PM10	Exhaust PM10	PM10 Total	Fugitive PM2.5	Exhaust PM2.5	PM2.5 Total	Bio- CO2	NBio- CO2	Total CO2	CH4	N2O	CO2e
Category	lb/day										lb/day					
Hauling	0.0000	0.0000	0.0000	0.0000	0.0000	0.0000	0.0000	0.0000	0.0000	0.0000	0.0000	0.0000	0.0000	0.0000	0.0000	0.0000
Vendor	0.0000	0.0000	0.0000	0.0000	0.0000	0.0000	0.0000	0.0000	0.0000	0.0000	0.0000	0.0000	0.0000	0.0000	0.0000	0.0000
Worker	0.0000	0.0000	0.0000	0.0000	0.0000	0.0000	0.0000	0.0000	0.0000	0.0000	0.0000	0.0000	0.0000	0.0000	0.0000	0.0000
Total	**0.0000**	**0.0000**	**0.0000**	**0.0000**	**0.0000**	**0.0000**	**0.0000**	**0.0000**	**0.0000**	**0.0000**	**0.0000**	**0.0000**	**0.0000**	**0.0000**	**0.0000**	**0.0000**

4.0 Operational Detail - Mobile

4.1 Mitigation Measures Mobile

	ROG	NOx	CO	SO2	Fugitive PM10	Exhaust PM10	PM10 Total	Fugitive PM2.5	Exhaust PM2.5	PM2.5 Total	Bio- CO2	NBio- CO2	Total CO2	CH4	N2O	CO2e
Category	lb/day										lb/day					
Mitigated	29.1856	19.6033	263.1493	0.6724	68.7815	0.3419	69.1234	18.2332	0.3150	18.5482		68,124.0749	68,124.0749	2.1208		68,177.0943
Unmitigated	29.1856	19.6033	263.1493	0.6724	68.7815	0.3419	69.1234	18.2332	0.3150	18.5482		68,124.0749	68,124.0749	2.1208		68,177.0943

4.2 Trip Summary Information

	Average Daily Trip Rate			Unmitigated	Mitigated
Land Use	Weekday	Saturday	Sunday	Annual VMT	Annual VMT
General Light Industry	5,396.05	2,164.37	5438.26	17,083,953	17,083,953
Other Asphalt Surfaces	0.00	0.00	0.00		
Other Non-Asphalt Surfaces	0.00	0.00	0.00		
Parking Lot	0.00	0.00	0.00		
Unrefrigerated Warehouse-No Rail	4,134.06	4,134.06	4134.06	14,295,596	14,295,596
Total	9,530.12	6,298.44	9,572.32	31,379,549	31,379,549

4.3 Trip Type Information

	Miles			Trip %			Trip Purpose %		
Land Use	H-W or C-W	H-S or C-C	H-O or C-NW	H-W or C-W	H-S or C-C	H-O or C-NW	Primary	Diverted	Pass-by
General Light Industry	9.50	7.30	7.30	100.00	0.00	0.00	100	0	0
Other Asphalt Surfaces	9.50	7.30	7.30	0.00	0.00	0.00	0	0	0
Other Non-Asphalt Surfaces	9.50	7.30	7.30	0.00	0.00	0.00	0	0	0
Parking Lot	9.50	7.30	7.30	0.00	0.00	0.00	0	0	0
Unrefrigerated Warehouse-No	9.50	7.30	7.30	100.00	0.00	0.00	100	0	0

4.4 Fleet Mix

Land Use	LDA	LDT1	LDT2	MDV	LHD1	LHD2	MHD	HHD	OBUS	UBUS	MCY	SBUS	MH
General Light Industry	0.620600	0.041900	0.202700	0.134800	0.000000	0.000000	0.000000	0.000000	0.000000	0.000000	0.000000	0.000000	0.000000
Other Asphalt Surfaces	0.549952	0.037123	0.179649	0.119457	0.017229	0.005267	0.017877	0.062669	0.001348	0.001607	0.006000	0.000812	0.001010
Other Non-Asphalt Surfaces	0.549952	0.037123	0.179649	0.119457	0.017229	0.005267	0.017877	0.062669	0.001348	0.001607	0.006000	0.000812	0.001010
Parking Lot	0.549952	0.037123	0.179649	0.119457	0.017229	0.005267	0.017877	0.062669	0.001348	0.001607	0.006000	0.000812	0.001010
Unrefrigerated Warehouse-No Rail	0.620600	0.041900	0.202700	0.134800	0.000000	0.000000	0.000000	0.000000	0.000000	0.000000	0.000000	0.000000	0.000000

5.0 Energy Detail

Historical Energy Use: N

5.1 Mitigation Measures Energy

Exceed Title 24

	ROG	NOx	CO	SO2	Fugitive PM10	Exhaust PM10	PM10 Total	Fugitive PM2.5	Exhaust PM2.5	PM2.5 Total	Bio- CO2	NBio- CO2	Total CO2	CH4	N2O	CO2e
Category	lb/day										lb/day					
NaturalGas Mitigated	1.2398	11.2704	9.4671	0.0676		0.8566	0.8566		0.8566	0.8566		13,524.4927	13,524.4927	0.2592	0.2480	13,604.8620
NaturalGas Unmitigated	1.4700	13.3637	11.2255	0.0802		1.0156	1.0156		1.0156	1.0156		16,036.4835	16,036.4835	0.3074	0.2940	16,131.7803

5.2 Energy by Land Use - NaturalGas

Unmitigated

	NaturalGas Use	ROG	NOx	CO	SO2	Fugitive PM10	Exhaust PM10	PM10 Total	Fugitive PM2.5	Exhaust PM2.5	PM2.5 Total	Bio- CO2	NBio- CO2	Total CO2	CH4	N2O	CO2e
Land Use	kBTU/yr	lb/day										lb/day					
General Light Industry	123175	1.3284	12.0760	10.1439	0.0725		0.9178	0.9178		0.9178	0.9178		14,491.2312	14,491.2312	0.2778	0.2657	14,577.3453
Other Asphalt Surfaces	0	0.0000	0.0000	0.0000	0.0000		0.0000	0.0000		0.0000	0.0000		0.0000	0.0000	0.0000	0.0000	0.0000
Other Non-Asphalt Surfaces	0	0.0000	0.0000	0.0000	0.0000		0.0000	0.0000		0.0000	0.0000		0.0000	0.0000	0.0000	0.0000	0.0000
Parking Lot	0	0.0000	0.0000	0.0000	0.0000		0.0000	0.0000		0.0000	0.0000		0.0000	0.0000	0.0000	0.0000	0.0000
Unrefrigerated Warehouse-No Rail	13134.6	0.1417	1.2877	1.0817	7.7300e-003		0.0979	0.0979		0.0979	0.0979		1,545.2524	1,545.2524	0.0296	0.0283	1,554.4350
Total		**1.4700**	**13.3637**	**11.2255**	**0.0802**		**1.0157**	**1.0157**		**1.0157**	**1.0157**		**16,036.4835**	**16,036.4835**	**0.3074**	**0.2940**	**16,131.7803**

5.2 Energy by Land Use - NaturalGas

Mitigated

	NaturalGas Use	ROG	NOx	CO	SO2	Fugitive PM10	Exhaust PM10	PM10 Total	Fugitive PM2.5	Exhaust PM2.5	PM2.5 Total	Bio- CO2	NBio- CO2	Total CO2	CH4	N2O	CO2e
Land Use	kBTU/yr	lb/day										lb/day					
General Light Industry	105.706	1.1400	10.3633	8.7052	0.0622		0.7876	0.7876		0.7876	0.7876		12,435.9651	12,435.9651	0.2384	0.2280	12,509.8659
Other Asphalt Surfaces	0	0.0000	0.0000	0.0000	0.0000		0.0000	0.0000		0.0000	0.0000		0.0000	0.0000	0.0000	0.0000	0.0000
Other Non-Asphalt Surfaces	0	0.0000	0.0000	0.0000	0.0000		0.0000	0.0000		0.0000	0.0000		0.0000	0.0000	0.0000	0.0000	0.0000
Parking Lot	0	0.0000	0.0000	0.0000	0.0000		0.0000	0.0000		0.0000	0.0000		0.0000	0.0000	0.0000	0.0000	0.0000
Unrefrigerated Warehouse-No Rail	9.25248	0.0998	0.9071	0.7620	5.4400e-003		0.0689	0.0689		0.0689	0.0689		1,088.5275	1,088.5275	0.0209	0.0200	1,094.9961
Total		**1.2397**	**11.2704**	**9.4672**	**0.0676**		**0.8566**	**0.8566**		**0.8566**	**0.8566**		**13,524.4927**	**13,524.4927**	**0.2592**	**0.2480**	**13,604.8620**

6.0 Area Detail

6.1 Mitigation Measures Area

	ROG	NOx	CO	SO2	Fugitive PM10	Exhaust PM10	PM10 Total	Fugitive PM2.5	Exhaust PM2.5	PM2.5 Total	Bio- CO2	NBio- CO2	Total CO2	CH4	N2O	CO2e
Category	lb/day										lb/day					
Mitigated	106.6056	8.9000e-003	0.9701	7.0000e-005		3.4700e-003	3.4700e-003		3.4700e-003	3.4700e-003		2.0713	2.0713	5.5000e-003		2.2088
Unmitigated	106.6056	8.9000e-003	0.9701	7.0000e-005		3.4700e-003	3.4700e-003		3.4700e-003	3.4700e-003		2.0713	2.0713	5.5000e-003		2.2088

6.2 Area by SubCategory

Unmitigated

	ROG	NOx	CO	SO2	Fugitive PM10	Exhaust PM10	PM10 Total	Fugitive PM2.5	Exhaust PM2.5	PM2.5 Total	Bio- CO2	NBio- CO2	Total CO2	CH4	N2O	CO2e
SubCategory	lb/day										lb/day					
Architectural Coating	24.6838					0.0000	0.0000		0.0000	0.0000			0.0000			0.0000
Consumer Products	81.8312					0.0000	0.0000		0.0000	0.0000			0.0000			0.0000
Landscaping	0.0906	8.9000e-003	0.9701	7.0000e-005		3.4700e-003	3.4700e-003		3.4700e-003	3.4700e-003		2.0713	2.0713	5.5000e-003		2.2088
Total	**106.6056**	**8.9000e-003**	**0.9701**	**7.0000e-005**		**3.4700e-003**	**3.4700e-003**		**3.4700e-003**	**3.4700e-003**		**2.0713**	**2.0713**	**5.5000e-003**		**2.2088**

6.2 Area by SubCategory

Mitigated

	ROG	NOx	CO	SO2	Fugitive PM10	Exhaust PM10	PM10 Total	Fugitive PM2.5	Exhaust PM2.5	PM2.5 Total	Bio- CO2	NBio- CO2	Total CO2	CH4	N2O	CO2e
SubCategory	lb/day										lb/day					
Architectural Coating	24.6838					0.0000	0.0000		0.0000	0.0000			0.0000			0.0000
Consumer Products	81.8312					0.0000	0.0000		0.0000	0.0000			0.0000			0.0000
Landscaping	0.0906	8.9000e-003	0.9701	7.0000e-005		3.4700e-003	3.4700e-003		3.4700e-003	3.4700e-003		2.0713	2.0713	5.5000e-003		2.2088
Total	**106.6056**	**8.9000e-003**	**0.9701**	**7.0000e-005**		**3.4700e-003**	**3.4700e-003**		**3.4700e-003**	**3.4700e-003**		**2.0713**	**2.0713**	**5.5000e-003**		**2.2088**

7.0 Water Detail

7.1 Mitigation Measures Water

Apply Water Conservation Strategy

8.0 Waste Detail

8.1 Mitigation Measures Waste

Institute Recycling and Composting Services

9.0 Operational Offroad

Equipment Type	Number	Hours/Day	Days/Year	Horse Power	Load Factor	Fuel Type
Tractors/Loaders/Backhoes	15	4.00	365	200	0.37	CNG

UnMitigated/Mitigated

	ROG	NOx	CO	SO2	Fugitive PM10	Exhaust PM10	PM10 Total	Fugitive PM2.5	Exhaust PM2.5	PM2.5 Total	Bio- CO2	NBio- CO2	Total CO2	CH4	N2O	CO2e
Equipment Type	lb/day										lb/day					
Tractors/Loaders/Backhoes	2.0500	23.1912	11.6098	0.0476		0.7830	0.7830		0.7203	0.7203		4,606.2019	4,606.2019	1.4897		4,643.4453
Total	**2.0500**	**23.1912**	**11.6098**	**0.0476**		**0.7830**	**0.7830**		**0.7203**	**0.7203**		**4,606.2019**	**4,606.2019**	**1.4897**		**4,643.4453**

10.0 Stationary Equipment

Fire Pumps and Emergency Generators

Equipment Type	Number	Hours/Day	Hours/Year	Horse Power	Load Factor	Fuel Type

Boilers

Equipment Type	Number	Heat Input/Day	Heat Input/Year	Boiler Rating	Fuel Type

User Defined Equipment

Equipment Type	Number

11.0 Vegetation

Hesperia Commerce Center II (Operations - Passenger Cars)

San Bernardino-Mojave Desert County, Winter

1.0 Project Characteristics

1.1 Land Usage

Land Uses	Size	Metric	Lot Acreage	Floor Surface Area	Population
General Light Industry	1,383.78	1000sqft	31.77	1,383,781.00	0
Unrefrigerated Warehouse-No Rail	2,361.65	1000sqft	54.22	2,361,648.00	0
Other Asphalt Surfaces	3,493.87	1000sqft	80.21	3,493,865.00	0
Other Non-Asphalt Surfaces	594.00	1000sqft	13.64	593,998.00	0
Parking Lot	1,631.00	Space	14.96	652,400.00	0

1.2 Other Project Characteristics

Urbanization	Urban	**Wind Speed (m/s)**	2.6	**Precipitation Freq (Days)**	32
Climate Zone	10			**Operational Year**	2021
Utility Company	Southern California Edison				
CO2 Intensity (lb/MWhr)	515	**CH4 Intensity (lb/MWhr)**	0.029	**N2O Intensity (lb/MWhr)**	0.006

1.3 User Entered Comments & Non-Default Data

Project Characteristics - Estimated intensity factor for total energy delivered by SCE based on the total CO2 emission factors and SB100 requirements for year 2021

Land Use - Total Project Area is 194.80 acres.

Construction Phase - Operations Run Only.

Off-road Equipment - Operations Run Only.

Trips and VMT - Operations Run Only.

Vehicle Trips - Trip Rates based on information provided in the Hesperia Commerce Center II Traffic Impact Analysis by Urban Crossroads, Inc.

Vehicle Emission Factors - EMFAC2017

Vehicle Emission Factors - EMFAC2017

Vehicle Emission Factors - EMFAC2017

Energy Use -

Water And Wastewater - As per the City of Hesperia General Plan Evaluation Water Supply Evalution (2009), the water demand fator for industrial land uses were 3,000 gallons per day per acre (gpd/acre).

Energy Mitigation -

Water Mitigation -

Waste Mitigation -

Operational Off-Road Equipment - Based on SCAQMD High Cube Warehouse Truck Trip Study White Paper Summary of Busniess Survey Results (2014)

Fleet Mix - Passenger Car Fleet Mix estimated based on the ratio of the vehicle classes in CalEEMod default fleet mix.

Table Name	Column Name	Default Value	New Value
tblConstructionPhase	NumDays	200.00	0.00
tblFleetMix	HHD	0.06	0.00
tblFleetMix	HHD	0.06	0.00
tblFleetMix	LDA	0.55	0.62
tblFleetMix	LDA	0.55	0.62
tblFleetMix	LDT1	0.04	0.04
tblFleetMix	LDT1	0.04	0.04
tblFleetMix	LDT2	0.18	0.20

tblFleetMix	LDT2	0.18	0.20
tblFleetMix	LHD1	0.02	0.00
tblFleetMix	LHD1	0.02	0.00
tblFleetMix	LHD2	5.2670e-003	0.00
tblFleetMix	LHD2	5.2670e-003	0.00
tblFleetMix	MCY	6.0000e-003	0.00
tblFleetMix	MCY	6.0000e-003	0.00
tblFleetMix	MDV	0.12	0.13
tblFleetMix	MDV	0.12	0.13
tblFleetMix	MH	1.0100e-003	0.00
tblFleetMix	MH	1.0100e-003	0.00
tblFleetMix	MHD	0.02	0.00
tblFleetMix	MHD	0.02	0.00
tblFleetMix	OBUS	1.3480e-003	0.00
tblFleetMix	OBUS	1.3480e-003	0.00
tblFleetMix	SBUS	8.1200e-004	0.00
tblFleetMix	SBUS	8.1200e-004	0.00
tblFleetMix	UBUS	1.6070e-003	0.00
tblFleetMix	UBUS	1.6070e-003	0.00
tblLandUse	LandUseSquareFeet	1,383,780.00	1,383,781.00
tblLandUse	LandUseSquareFeet	2,361,650.00	2,361,648.00
tblLandUse	LandUseSquareFeet	3,493,860.00	3,493,865.00
tblLandUse	LotAcreage	14.68	14.96
tblOffRoadEquipment	OffRoadEquipmentUnitAmount	1.00	0.00
tblOffRoadEquipment	OffRoadEquipmentUnitAmount	3.00	0.00
tblOffRoadEquipment	OffRoadEquipmentUnitAmount	2.00	0.00
tblOperationalOffRoadEquipment	OperDaysPerYear	260.00	365.00

Hesperia Commerce Center II (Operations - Passenger Cars) - San Bernardino-Mojave Desert County, Winter

tblOperationalOffRoadEquipment	OperFuelType	Diesel	CNG
tblOperationalOffRoadEquipment	OperHorsePower	97.00	200.00
tblOperationalOffRoadEquipment	OperHoursPerDay	8.00	4.00
tblOperationalOffRoadEquipment	OperOffRoadEquipmentNumber	0.00	15.00
tblProjectCharacteristics	CO2IntensityFactor	702.44	515
tblVehicleEF	HHD	1.24	0.03
tblVehicleEF	HHD	0.04	2.7731e-003
tblVehicleEF	HHD	0.11	1.1831e-007
tblVehicleEF	HHD	3.46	9.63
tblVehicleEF	HHD	0.58	0.28
tblVehicleEF	HHD	1.92	8.3347e-004
tblVehicleEF	HHD	6,983.95	1,752.04
tblVehicleEF	HHD	1,493.95	1,319.40
tblVehicleEF	HHD	5.71	0.01
tblVehicleEF	HHD	28.07	8.89
tblVehicleEF	HHD	2.87	2.62
tblVehicleEF	HHD	20.20	1.95
tblVehicleEF	HHD	0.01	0.01
tblVehicleEF	HHD	0.06	0.06
tblVehicleEF	HHD	0.04	0.04
tblVehicleEF	HHD	0.01	0.05
tblVehicleEF	HHD	5.5000e-005	4.7619e-007
tblVehicleEF	HHD	0.01	0.01
tblVehicleEF	HHD	0.03	0.03
tblVehicleEF	HHD	8.8820e-003	8.9828e-003
tblVehicleEF	HHD	0.01	0.05
tblVehicleEF	HHD	5.0000e-005	4.3784e-007

tblVehicleEF	HHD	9.3000e-005	2.3640e-006
tblVehicleEF	HHD	3.4490e-003	6.9327e-005
tblVehicleEF	HHD	0.89	0.73
tblVehicleEF	HHD	5.7000e-005	1.2306e-006
tblVehicleEF	HHD	0.09	0.05
tblVehicleEF	HHD	2.4200e-004	3.6754e-004
tblVehicleEF	HHD	0.06	6.0841e-007
tblVehicleEF	HHD	0.07	0.02
tblVehicleEF	HHD	0.01	0.01
tblVehicleEF	HHD	8.9000e-005	1.1607e-007
tblVehicleEF	HHD	9.3000e-005	2.3640e-006
tblVehicleEF	HHD	3.4490e-003	6.9327e-005
tblVehicleEF	HHD	1.02	0.83
tblVehicleEF	HHD	5.7000e-005	1.2306e-006
tblVehicleEF	HHD	0.13	0.06
tblVehicleEF	HHD	2.4200e-004	3.6754e-004
tblVehicleEF	HHD	0.07	6.6614e-007
tblVehicleEF	HHD	1.17	0.04
tblVehicleEF	HHD	0.04	2.7743e-003
tblVehicleEF	HHD	0.11	1.1083e-007
tblVehicleEF	HHD	2.52	9.45
tblVehicleEF	HHD	0.58	0.28
tblVehicleEF	HHD	1.80	7.6782e-004
tblVehicleEF	HHD	7,395.94	1,740.61
tblVehicleEF	HHD	1,493.95	1,319.40
tblVehicleEF	HHD	5.71	0.01
tblVehicleEF	HHD	28.97	8.56

tblVehicleEF	HHD	2.70	2.46
tblVehicleEF	HHD	20.19	1.95
tblVehicleEF	HHD	0.01	0.01
tblVehicleEF	HHD	0.06	0.06
tblVehicleEF	HHD	0.04	0.04
tblVehicleEF	HHD	0.01	0.05
tblVehicleEF	HHD	5.5000e-005	4.7619e-007
tblVehicleEF	HHD	0.01	0.01
tblVehicleEF	HHD	0.03	0.03
tblVehicleEF	HHD	8.8820e-003	8.9828e-003
tblVehicleEF	HHD	0.01	0.05
tblVehicleEF	HHD	5.0000e-005	4.3784e-007
tblVehicleEF	HHD	1.8400e-004	5.6532e-006
tblVehicleEF	HHD	3.9090e-003	8.7762e-005
tblVehicleEF	HHD	0.84	0.76
tblVehicleEF	HHD	1.2900e-004	4.0334e-006
tblVehicleEF	HHD	0.09	0.05
tblVehicleEF	HHD	2.4800e-004	3.8408e-004
tblVehicleEF	HHD	0.06	5.7228e-007
tblVehicleEF	HHD	0.07	0.02
tblVehicleEF	HHD	0.01	0.01
tblVehicleEF	HHD	8.7000e-005	1.1504e-007
tblVehicleEF	HHD	1.8400e-004	5.6532e-006
tblVehicleEF	HHD	3.9090e-003	8.7762e-005
tblVehicleEF	HHD	0.97	0.87
tblVehicleEF	HHD	1.2900e-004	4.0334e-006
tblVehicleEF	HHD	0.13	0.06

tblVehicleEF	HHD	2.4800e-004	3.8408e-004
tblVehicleEF	HHD	0.06	6.2657e-007
tblVehicleEF	HHD	1.34	0.03
tblVehicleEF	HHD	0.04	2.4809e-003
tblVehicleEF	HHD	0.11	1.1631e-007
tblVehicleEF	HHD	4.76	9.88
tblVehicleEF	HHD	0.58	0.28
tblVehicleEF	HHD	1.89	8.1027e-004
tblVehicleEF	HHD	6,415.00	1,767.74
tblVehicleEF	HHD	1,493.95	1,319.16
tblVehicleEF	HHD	5.71	0.01
tblVehicleEF	HHD	26.84	9.34
tblVehicleEF	HHD	2.83	2.58
tblVehicleEF	HHD	20.20	1.95
tblVehicleEF	HHD	0.02	0.01
tblVehicleEF	HHD	0.06	0.06
tblVehicleEF	HHD	0.04	0.04
tblVehicleEF	HHD	0.01	0.05
tblVehicleEF	HHD	5.5000e-005	4.7619e-007
tblVehicleEF	HHD	0.02	0.01
tblVehicleEF	HHD	0.03	0.03
tblVehicleEF	HHD	8.8820e-003	8.9822e-003
tblVehicleEF	HHD	0.01	0.05
tblVehicleEF	HHD	5.0000e-005	4.3784e-007
tblVehicleEF	HHD	9.4000e-005	2.7344e-006
tblVehicleEF	HHD	3.7830e-003	8.4410e-005
tblVehicleEF	HHD	0.96	0.68

tblVehicleEF	HHD	5.6000e-005	1.1093e-006
tblVehicleEF	HHD	0.09	0.05
tblVehicleEF	HHD	2.5900e-004	3.8293e-004
tblVehicleEF	HHD	0.06	5.9854e-007
tblVehicleEF	HHD	0.06	0.02
tblVehicleEF	HHD	0.01	0.01
tblVehicleEF	HHD	8.9000e-005	1.1571e-007
tblVehicleEF	HHD	9.4000e-005	2.7344e-006
tblVehicleEF	HHD	3.7830e-003	8.4410e-005
tblVehicleEF	HHD	1.10	0.78
tblVehicleEF	HHD	5.6000e-005	1.1093e-006
tblVehicleEF	HHD	0.13	0.06
tblVehicleEF	HHD	2.5900e-004	3.8293e-004
tblVehicleEF	HHD	0.07	6.5533e-007
tblVehicleEF	LDA	4.6640e-003	2.6749e-003
tblVehicleEF	LDA	6.4640e-003	0.06
tblVehicleEF	LDA	0.62	0.67
tblVehicleEF	LDA	1.32	2.30
tblVehicleEF	LDA	261.85	266.85
tblVehicleEF	LDA	59.28	55.75
tblVehicleEF	LDA	0.06	0.05
tblVehicleEF	LDA	0.09	0.21
tblVehicleEF	LDA	0.04	0.04
tblVehicleEF	LDA	8.0000e-003	8.0000e-003
tblVehicleEF	LDA	1.7130e-003	1.4183e-003
tblVehicleEF	LDA	2.3020e-003	1.9604e-003
tblVehicleEF	LDA	0.02	0.02

tblVehicleEF	LDA	2.0000e-003	2.0000e-003
tblVehicleEF	LDA	1.5790e-003	1.3072e-003
tblVehicleEF	LDA	2.1170e-003	1.8026e-003
tblVehicleEF	LDA	0.05	0.07
tblVehicleEF	LDA	0.11	0.11
tblVehicleEF	LDA	0.04	0.05
tblVehicleEF	LDA	0.01	0.01
tblVehicleEF	LDA	0.04	0.23
tblVehicleEF	LDA	0.09	0.26
tblVehicleEF	LDA	2.6230e-003	2.6339e-003
tblVehicleEF	LDA	6.1500e-004	5.5041e-004
tblVehicleEF	LDA	0.05	0.07
tblVehicleEF	LDA	0.11	0.11
tblVehicleEF	LDA	0.04	0.05
tblVehicleEF	LDA	0.02	0.02
tblVehicleEF	LDA	0.04	0.23
tblVehicleEF	LDA	0.10	0.29
tblVehicleEF	LDA	5.3170e-003	3.1454e-003
tblVehicleEF	LDA	5.3900e-003	0.05
tblVehicleEF	LDA	0.76	0.85
tblVehicleEF	LDA	1.10	1.87
tblVehicleEF	LDA	286.52	295.36
tblVehicleEF	LDA	59.28	54.91
tblVehicleEF	LDA	0.05	0.04
tblVehicleEF	LDA	0.08	0.19
tblVehicleEF	LDA	0.04	0.04
tblVehicleEF	LDA	8.0000e-003	8.0000e-003

tblVehicleEF	LDA	1.7130e-003	1.4183e-003
tblVehicleEF	LDA	2.3020e-003	1.9604e-003
tblVehicleEF	LDA	0.02	0.02
tblVehicleEF	LDA	2.0000e-003	2.0000e-003
tblVehicleEF	LDA	1.5790e-003	1.3072e-003
tblVehicleEF	LDA	2.1170e-003	1.8026e-003
tblVehicleEF	LDA	0.10	0.16
tblVehicleEF	LDA	0.13	0.14
tblVehicleEF	LDA	0.08	0.13
tblVehicleEF	LDA	0.01	0.01
tblVehicleEF	LDA	0.04	0.23
tblVehicleEF	LDA	0.07	0.21
tblVehicleEF	LDA	2.8710e-003	2.9154e-003
tblVehicleEF	LDA	6.1100e-004	5.4218e-004
tblVehicleEF	LDA	0.10	0.16
tblVehicleEF	LDA	0.13	0.14
tblVehicleEF	LDA	0.08	0.13
tblVehicleEF	LDA	0.02	0.02
tblVehicleEF	LDA	0.04	0.23
tblVehicleEF	LDA	0.08	0.23
tblVehicleEF	LDA	4.5320e-003	2.5905e-003
tblVehicleEF	LDA	6.4200e-003	0.06
tblVehicleEF	LDA	0.58	0.62
tblVehicleEF	LDA	1.30	2.20
tblVehicleEF	LDA	256.02	258.48
tblVehicleEF	LDA	59.28	55.58
tblVehicleEF	LDA	0.05	0.04

tblVehicleEF	LDA	0.09	0.20
tblVehicleEF	LDA	0.04	0.04
tblVehicleEF	LDA	8.0000e-003	8.0000e-003
tblVehicleEF	LDA	1.7130e-003	1.4183e-003
tblVehicleEF	LDA	2.3020e-003	1.9604e-003
tblVehicleEF	LDA	0.02	0.02
tblVehicleEF	LDA	2.0000e-003	2.0000e-003
tblVehicleEF	LDA	1.5790e-003	1.3072e-003
tblVehicleEF	LDA	2.1170e-003	1.8026e-003
tblVehicleEF	LDA	0.05	0.07
tblVehicleEF	LDA	0.12	0.13
tblVehicleEF	LDA	0.03	0.05
tblVehicleEF	LDA	0.01	0.01
tblVehicleEF	LDA	0.04	0.26
tblVehicleEF	LDA	0.09	0.26
tblVehicleEF	LDA	2.5640e-003	2.5512e-003
tblVehicleEF	LDA	6.1500e-004	5.4871e-004
tblVehicleEF	LDA	0.05	0.07
tblVehicleEF	LDA	0.12	0.13
tblVehicleEF	LDA	0.03	0.05
tblVehicleEF	LDA	0.02	0.01
tblVehicleEF	LDA	0.04	0.26
tblVehicleEF	LDA	0.09	0.28
tblVehicleEF	LDT1	0.02	7.3485e-003
tblVehicleEF	LDT1	0.02	0.10
tblVehicleEF	LDT1	1.71	1.50
tblVehicleEF	LDT1	4.02	2.62

tblVehicleEF	LDT1	323.73	316.00
tblVehicleEF	LDT1	72.77	67.91
tblVehicleEF	LDT1	0.18	0.15
tblVehicleEF	LDT1	0.24	0.33
tblVehicleEF	LDT1	0.04	0.04
tblVehicleEF	LDT1	8.0000e-003	8.0000e-003
tblVehicleEF	LDT1	2.8630e-003	2.1814e-003
tblVehicleEF	LDT1	3.8930e-003	3.1178e-003
tblVehicleEF	LDT1	0.02	0.02
tblVehicleEF	LDT1	2.0000e-003	2.0000e-003
tblVehicleEF	LDT1	2.6370e-003	2.0076e-003
tblVehicleEF	LDT1	3.5800e-003	2.8671e-003
tblVehicleEF	LDT1	0.19	0.21
tblVehicleEF	LDT1	0.36	0.29
tblVehicleEF	LDT1	0.13	0.14
tblVehicleEF	LDT1	0.04	0.03
tblVehicleEF	LDT1	0.21	0.98
tblVehicleEF	LDT1	0.29	0.50
tblVehicleEF	LDT1	3.2600e-003	3.1199e-003
tblVehicleEF	LDT1	7.9900e-004	6.7045e-004
tblVehicleEF	LDT1	0.19	0.21
tblVehicleEF	LDT1	0.36	0.29
tblVehicleEF	LDT1	0.13	0.14
tblVehicleEF	LDT1	0.06	0.05
tblVehicleEF	LDT1	0.21	0.98
tblVehicleEF	LDT1	0.31	0.55
tblVehicleEF	LDT1	0.02	8.5438e-003

tblVehicleEF	LDT1	0.02	0.08
tblVehicleEF	LDT1	2.05	1.86
tblVehicleEF	LDT1	3.30	2.13
tblVehicleEF	LDT1	352.65	345.58
tblVehicleEF	LDT1	72.77	66.80
tblVehicleEF	LDT1	0.16	0.14
tblVehicleEF	LDT1	0.22	0.31
tblVehicleEF	LDT1	0.04	0.04
tblVehicleEF	LDT1	8.0000e-003	8.0000e-003
tblVehicleEF	LDT1	2.8630e-003	2.1814e-003
tblVehicleEF	LDT1	3.8930e-003	3.1178e-003
tblVehicleEF	LDT1	0.02	0.02
tblVehicleEF	LDT1	2.0000e-003	2.0000e-003
tblVehicleEF	LDT1	2.6370e-003	2.0076e-003
tblVehicleEF	LDT1	3.5800e-003	2.8671e-003
tblVehicleEF	LDT1	0.40	0.49
tblVehicleEF	LDT1	0.44	0.39
tblVehicleEF	LDT1	0.29	0.37
tblVehicleEF	LDT1	0.04	0.04
tblVehicleEF	LDT1	0.21	1.00
tblVehicleEF	LDT1	0.24	0.41
tblVehicleEF	LDT1	3.5540e-003	3.4119e-003
tblVehicleEF	LDT1	7.8600e-004	6.5955e-004
tblVehicleEF	LDT1	0.40	0.49
tblVehicleEF	LDT1	0.44	0.39
tblVehicleEF	LDT1	0.29	0.37
tblVehicleEF	LDT1	0.06	0.06

tblVehicleEF	LDT1	0.21	1.00
tblVehicleEF	LDT1	0.26	0.44
tblVehicleEF	LDT1	0.01	7.1250e-003
tblVehicleEF	LDT1	0.02	0.09
tblVehicleEF	LDT1	1.62	1.39
tblVehicleEF	LDT1	3.95	2.51
tblVehicleEF	LDT1	316.91	307.32
tblVehicleEF	LDT1	72.77	67.68
tblVehicleEF	LDT1	0.17	0.14
tblVehicleEF	LDT1	0.24	0.32
tblVehicleEF	LDT1	0.04	0.04
tblVehicleEF	LDT1	8.0000e-003	8.0000e-003
tblVehicleEF	LDT1	2.8630e-003	2.1814e-003
tblVehicleEF	LDT1	3.8930e-003	3.1178e-003
tblVehicleEF	LDT1	0.02	0.02
tblVehicleEF	LDT1	2.0000e-003	2.0000e-003
tblVehicleEF	LDT1	2.6370e-003	2.0076e-003
tblVehicleEF	LDT1	3.5800e-003	2.8671e-003
tblVehicleEF	LDT1	0.20	0.24
tblVehicleEF	LDT1	0.41	0.34
tblVehicleEF	LDT1	0.12	0.13
tblVehicleEF	LDT1	0.04	0.03
tblVehicleEF	LDT1	0.25	1.16
tblVehicleEF	LDT1	0.28	0.49
tblVehicleEF	LDT1	3.1900e-003	3.0341e-003
tblVehicleEF	LDT1	7.9800e-004	6.6824e-004
tblVehicleEF	LDT1	0.20	0.24

tblVehicleEF	LDT1	0.41	0.34
tblVehicleEF	LDT1	0.12	0.13
tblVehicleEF	LDT1	0.05	0.05
tblVehicleEF	LDT1	0.25	1.16
tblVehicleEF	LDT1	0.31	0.53
tblVehicleEF	LDT2	6.9330e-003	4.6236e-003
tblVehicleEF	LDT2	9.2890e-003	0.08
tblVehicleEF	LDT2	0.85	1.02
tblVehicleEF	LDT2	1.85	3.00
tblVehicleEF	LDT2	363.70	341.92
tblVehicleEF	LDT2	81.97	73.81
tblVehicleEF	LDT2	0.10	0.11
tblVehicleEF	LDT2	0.16	0.36
tblVehicleEF	LDT2	0.04	0.04
tblVehicleEF	LDT2	8.0000e-003	8.0000e-003
tblVehicleEF	LDT2	1.7370e-003	1.4805e-003
tblVehicleEF	LDT2	2.4180e-003	2.0856e-003
tblVehicleEF	LDT2	0.02	0.02
tblVehicleEF	LDT2	2.0000e-003	2.0000e-003
tblVehicleEF	LDT2	1.5980e-003	1.3625e-003
tblVehicleEF	LDT2	2.2230e-003	1.9178e-003
tblVehicleEF	LDT2	0.07	0.12
tblVehicleEF	LDT2	0.13	0.17
tblVehicleEF	LDT2	0.06	0.09
tblVehicleEF	LDT2	0.02	0.02
tblVehicleEF	LDT2	0.07	0.55
tblVehicleEF	LDT2	0.13	0.41

tblVehicleEF	LDT2	3.6440e-003	3.3752e-003
tblVehicleEF	LDT2	8.5100e-004	7.2871e-004
tblVehicleEF	LDT2	0.07	0.12
tblVehicleEF	LDT2	0.13	0.17
tblVehicleEF	LDT2	0.06	0.09
tblVehicleEF	LDT2	0.03	0.03
tblVehicleEF	LDT2	0.07	0.55
tblVehicleEF	LDT2	0.14	0.45
tblVehicleEF	LDT2	7.8730e-003	5.4059e-003
tblVehicleEF	LDT2	7.7350e-003	0.07
tblVehicleEF	LDT2	1.04	1.28
tblVehicleEF	LDT2	1.53	2.43
tblVehicleEF	LDT2	397.09	371.16
tblVehicleEF	LDT2	81.97	72.66
tblVehicleEF	LDT2	0.09	0.10
tblVehicleEF	LDT2	0.15	0.33
tblVehicleEF	LDT2	0.04	0.04
tblVehicleEF	LDT2	8.0000e-003	8.0000e-003
tblVehicleEF	LDT2	1.7370e-003	1.4805e-003
tblVehicleEF	LDT2	2.4180e-003	2.0856e-003
tblVehicleEF	LDT2	0.02	0.02
tblVehicleEF	LDT2	2.0000e-003	2.0000e-003
tblVehicleEF	LDT2	1.5980e-003	1.3625e-003
tblVehicleEF	LDT2	2.2230e-003	1.9178e-003
tblVehicleEF	LDT2	0.14	0.26
tblVehicleEF	LDT2	0.16	0.21
tblVehicleEF	LDT2	0.12	0.22

tblVehicleEF	LDT2	0.02	0.02
tblVehicleEF	LDT2	0.07	0.55
tblVehicleEF	LDT2	0.10	0.33
tblVehicleEF	LDT2	3.9810e-003	3.6638e-003
tblVehicleEF	LDT2	8.4600e-004	7.1735e-004
tblVehicleEF	LDT2	0.14	0.26
tblVehicleEF	LDT2	0.16	0.21
tblVehicleEF	LDT2	0.12	0.22
tblVehicleEF	LDT2	0.03	0.03
tblVehicleEF	LDT2	0.07	0.55
tblVehicleEF	LDT2	0.11	0.36
tblVehicleEF	LDT2	6.7430e-003	4.4829e-003
tblVehicleEF	LDT2	9.2200e-003	0.08
tblVehicleEF	LDT2	0.81	0.94
tblVehicleEF	LDT2	1.82	2.87
tblVehicleEF	LDT2	355.82	333.34
tblVehicleEF	LDT2	81.97	73.58
tblVehicleEF	LDT2	0.09	0.10
tblVehicleEF	LDT2	0.16	0.35
tblVehicleEF	LDT2	0.04	0.04
tblVehicleEF	LDT2	8.0000e-003	8.0000e-003
tblVehicleEF	LDT2	1.7370e-003	1.4805e-003
tblVehicleEF	LDT2	2.4180e-003	2.0856e-003
tblVehicleEF	LDT2	0.02	0.02
tblVehicleEF	LDT2	2.0000e-003	2.0000e-003
tblVehicleEF	LDT2	1.5980e-003	1.3625e-003
tblVehicleEF	LDT2	2.2230e-003	1.9178e-003

tblVehicleEF	LDT2	0.07	0.12
tblVehicleEF	LDT2	0.15	0.19
tblVehicleEF	LDT2	0.05	0.08
tblVehicleEF	LDT2	0.02	0.02
tblVehicleEF	LDT2	0.08	0.64
tblVehicleEF	LDT2	0.12	0.40
tblVehicleEF	LDT2	3.5650e-003	3.2904e-003
tblVehicleEF	LDT2	8.5100e-004	7.2645e-004
tblVehicleEF	LDT2	0.07	0.12
tblVehicleEF	LDT2	0.15	0.19
tblVehicleEF	LDT2	0.05	0.08
tblVehicleEF	LDT2	0.02	0.03
tblVehicleEF	LDT2	0.08	0.64
tblVehicleEF	LDT2	0.14	0.44
tblVehicleEF	LHD1	5.4860e-003	4.7002e-003
tblVehicleEF	LHD1	0.01	7.6648e-003
tblVehicleEF	LHD1	0.02	0.02
tblVehicleEF	LHD1	0.15	0.17
tblVehicleEF	LHD1	1.16	1.15
tblVehicleEF	LHD1	2.77	1.07
tblVehicleEF	LHD1	9.23	9.52
tblVehicleEF	LHD1	614.92	651.43
tblVehicleEF	LHD1	30.92	10.46
tblVehicleEF	LHD1	0.09	0.09
tblVehicleEF	LHD1	2.26	2.05
tblVehicleEF	LHD1	1.02	0.30
tblVehicleEF	LHD1	9.6600e-004	1.0218e-003

tblVehicleEF	LHD1	0.08	0.08
tblVehicleEF	LHD1	0.01	0.01
tblVehicleEF	LHD1	0.02	0.01
tblVehicleEF	LHD1	1.0070e-003	2.7998e-004
tblVehicleEF	LHD1	9.2400e-004	9.7761e-004
tblVehicleEF	LHD1	0.03	0.03
tblVehicleEF	LHD1	2.5280e-003	2.5167e-003
tblVehicleEF	LHD1	0.01	0.01
tblVehicleEF	LHD1	9.2600e-004	2.5743e-004
tblVehicleEF	LHD1	3.7970e-003	3.4939e-003
tblVehicleEF	LHD1	0.11	0.10
tblVehicleEF	LHD1	0.02	0.02
tblVehicleEF	LHD1	1.8480e-003	1.5523e-003
tblVehicleEF	LHD1	0.09	0.08
tblVehicleEF	LHD1	0.35	0.67
tblVehicleEF	LHD1	0.29	0.08
tblVehicleEF	LHD1	9.2000e-005	9.2012e-005
tblVehicleEF	LHD1	6.0360e-003	6.3337e-003
tblVehicleEF	LHD1	3.6200e-004	1.0351e-004
tblVehicleEF	LHD1	3.7970e-003	3.4939e-003
tblVehicleEF	LHD1	0.11	0.10
tblVehicleEF	LHD1	0.02	0.03
tblVehicleEF	LHD1	1.8480e-003	1.5523e-003
tblVehicleEF	LHD1	0.11	0.10
tblVehicleEF	LHD1	0.35	0.67
tblVehicleEF	LHD1	0.31	0.09
tblVehicleEF	LHD1	5.4860e-003	4.7187e-003

tblVehicleEF	LHD1	0.01	7.8854e-003
tblVehicleEF	LHD1	0.02	0.02
tblVehicleEF	LHD1	0.15	0.17
tblVehicleEF	LHD1	1.18	1.17
tblVehicleEF	LHD1	2.58	0.99
tblVehicleEF	LHD1	9.23	9.52
tblVehicleEF	LHD1	614.92	651.48
tblVehicleEF	LHD1	30.92	10.31
tblVehicleEF	LHD1	0.09	0.09
tblVehicleEF	LHD1	2.12	1.92
tblVehicleEF	LHD1	0.97	0.29
tblVehicleEF	LHD1	9.6600e-004	1.0218e-003
tblVehicleEF	LHD1	0.08	0.08
tblVehicleEF	LHD1	0.01	0.01
tblVehicleEF	LHD1	0.02	0.01
tblVehicleEF	LHD1	1.0070e-003	2.7998e-004
tblVehicleEF	LHD1	9.2400e-004	9.7761e-004
tblVehicleEF	LHD1	0.03	0.03
tblVehicleEF	LHD1	2.5280e-003	2.5167e-003
tblVehicleEF	LHD1	0.01	0.01
tblVehicleEF	LHD1	9.2600e-004	2.5743e-004
tblVehicleEF	LHD1	7.5090e-003	7.6478e-003
tblVehicleEF	LHD1	0.13	0.12
tblVehicleEF	LHD1	0.02	0.02
tblVehicleEF	LHD1	4.2150e-003	4.3187e-003
tblVehicleEF	LHD1	0.09	0.08
tblVehicleEF	LHD1	0.35	0.68

tblVehicleEF	LHD1	0.27	0.08
tblVehicleEF	LHD1	9.2000e-005	9.2012e-005
tblVehicleEF	LHD1	6.0370e-003	6.3342e-003
tblVehicleEF	LHD1	3.5800e-004	1.0204e-004
tblVehicleEF	LHD1	7.5090e-003	7.6478e-003
tblVehicleEF	LHD1	0.13	0.12
tblVehicleEF	LHD1	0.02	0.03
tblVehicleEF	LHD1	4.2150e-003	4.3187e-003
tblVehicleEF	LHD1	0.11	0.10
tblVehicleEF	LHD1	0.35	0.68
tblVehicleEF	LHD1	0.30	0.09
tblVehicleEF	LHD1	5.4860e-003	4.7053e-003
tblVehicleEF	LHD1	0.01	7.6945e-003
tblVehicleEF	LHD1	0.02	0.02
tblVehicleEF	LHD1	0.15	0.17
tblVehicleEF	LHD1	1.16	1.15
tblVehicleEF	LHD1	2.72	1.04
tblVehicleEF	LHD1	9.23	9.52
tblVehicleEF	LHD1	614.92	651.44
tblVehicleEF	LHD1	30.92	10.41
tblVehicleEF	LHD1	0.09	0.09
tblVehicleEF	LHD1	2.22	2.02
tblVehicleEF	LHD1	1.00	0.30
tblVehicleEF	LHD1	9.6600e-004	1.0218e-003
tblVehicleEF	LHD1	0.08	0.08
tblVehicleEF	LHD1	0.01	0.01
tblVehicleEF	LHD1	0.02	0.01

tblVehicleEF	LHD1	1.0070e-003	2.7998e-004
tblVehicleEF	LHD1	9.2400e-004	9.7761e-004
tblVehicleEF	LHD1	0.03	0.03
tblVehicleEF	LHD1	2.5280e-003	2.5167e-003
tblVehicleEF	LHD1	0.01	0.01
tblVehicleEF	LHD1	9.2600e-004	2.5743e-004
tblVehicleEF	LHD1	4.1760e-003	4.1507e-003
tblVehicleEF	LHD1	0.13	0.12
tblVehicleEF	LHD1	0.02	0.02
tblVehicleEF	LHD1	1.8200e-003	1.4654e-003
tblVehicleEF	LHD1	0.09	0.08
tblVehicleEF	LHD1	0.38	0.72
tblVehicleEF	LHD1	0.28	0.08
tblVehicleEF	LHD1	9.2000e-005	9.2012e-005
tblVehicleEF	LHD1	6.0360e-003	6.3337e-003
tblVehicleEF	LHD1	3.6100e-004	1.0302e-004
tblVehicleEF	LHD1	4.1760e-003	4.1507e-003
tblVehicleEF	LHD1	0.13	0.12
tblVehicleEF	LHD1	0.02	0.03
tblVehicleEF	LHD1	1.8200e-003	1.4654e-003
tblVehicleEF	LHD1	0.11	0.10
tblVehicleEF	LHD1	0.38	0.72
tblVehicleEF	LHD1	0.31	0.09
tblVehicleEF	LHD2	3.8190e-003	2.8844e-003
tblVehicleEF	LHD2	5.2410e-003	4.5860e-003
tblVehicleEF	LHD2	9.1660e-003	8.8630e-003
tblVehicleEF	LHD2	0.12	0.13

tblVehicleEF	LHD2	0.55	0.69
tblVehicleEF	LHD2	1.29	0.55
tblVehicleEF	LHD2	14.32	15.17
tblVehicleEF	LHD2	614.63	635.50
tblVehicleEF	LHD2	24.89	6.65
tblVehicleEF	LHD2	0.12	0.13
tblVehicleEF	LHD2	1.69	2.20
tblVehicleEF	LHD2	0.56	0.17
tblVehicleEF	LHD2	1.3030e-003	1.5156e-003
tblVehicleEF	LHD2	0.09	0.09
tblVehicleEF	LHD2	0.01	0.01
tblVehicleEF	LHD2	0.01	0.02
tblVehicleEF	LHD2	4.2500e-004	1.1847e-004
tblVehicleEF	LHD2	1.2470e-003	1.4501e-003
tblVehicleEF	LHD2	0.04	0.04
tblVehicleEF	LHD2	2.6810e-003	2.7391e-003
tblVehicleEF	LHD2	0.01	0.02
tblVehicleEF	LHD2	3.9100e-004	1.0893e-004
tblVehicleEF	LHD2	1.4000e-003	1.4389e-003
tblVehicleEF	LHD2	0.04	0.04
tblVehicleEF	LHD2	0.01	0.02
tblVehicleEF	LHD2	7.3800e-004	6.7034e-004
tblVehicleEF	LHD2	0.06	0.07
tblVehicleEF	LHD2	0.10	0.27
tblVehicleEF	LHD2	0.12	0.04
tblVehicleEF	LHD2	1.4000e-004	1.4471e-004
tblVehicleEF	LHD2	5.9810e-003	6.1158e-003

tblVehicleEF	LHD2	2.7300e-004	6.5763e-005
tblVehicleEF	LHD2	1.4000e-003	1.4389e-003
tblVehicleEF	LHD2	0.04	0.04
tblVehicleEF	LHD2	0.02	0.02
tblVehicleEF	LHD2	7.3800e-004	6.7034e-004
tblVehicleEF	LHD2	0.07	0.09
tblVehicleEF	LHD2	0.10	0.27
tblVehicleEF	LHD2	0.14	0.05
tblVehicleEF	LHD2	3.8190e-003	2.8953e-003
tblVehicleEF	LHD2	5.3190e-003	4.6415e-003
tblVehicleEF	LHD2	8.7380e-003	8.3742e-003
tblVehicleEF	LHD2	0.12	0.13
tblVehicleEF	LHD2	0.56	0.70
tblVehicleEF	LHD2	1.21	0.51
tblVehicleEF	LHD2	14.32	15.17
tblVehicleEF	LHD2	614.63	635.52
tblVehicleEF	LHD2	24.89	6.57
tblVehicleEF	LHD2	0.12	0.13
tblVehicleEF	LHD2	1.59	2.07
tblVehicleEF	LHD2	0.54	0.16
tblVehicleEF	LHD2	1.3030e-003	1.5156e-003
tblVehicleEF	LHD2	0.09	0.09
tblVehicleEF	LHD2	0.01	0.01
tblVehicleEF	LHD2	0.01	0.02
tblVehicleEF	LHD2	4.2500e-004	1.1847e-004
tblVehicleEF	LHD2	1.2470e-003	1.4501e-003
tblVehicleEF	LHD2	0.04	0.04

tblVehicleEF	LHD2	2.6810e-003	2.7391e-003
tblVehicleEF	LHD2	0.01	0.02
tblVehicleEF	LHD2	3.9100e-004	1.0893e-004
tblVehicleEF	LHD2	2.7070e-003	3.1227e-003
tblVehicleEF	LHD2	0.05	0.05
tblVehicleEF	LHD2	0.01	0.02
tblVehicleEF	LHD2	1.6130e-003	1.8398e-003
tblVehicleEF	LHD2	0.06	0.07
tblVehicleEF	LHD2	0.10	0.28
tblVehicleEF	LHD2	0.12	0.04
tblVehicleEF	LHD2	1.4000e-004	1.4471e-004
tblVehicleEF	LHD2	5.9810e-003	6.1159e-003
tblVehicleEF	LHD2	2.7100e-004	6.5012e-005
tblVehicleEF	LHD2	2.7070e-003	3.1227e-003
tblVehicleEF	LHD2	0.05	0.05
tblVehicleEF	LHD2	0.02	0.02
tblVehicleEF	LHD2	1.6130e-003	1.8398e-003
tblVehicleEF	LHD2	0.07	0.09
tblVehicleEF	LHD2	0.10	0.28
tblVehicleEF	LHD2	0.13	0.05
tblVehicleEF	LHD2	3.8190e-003	2.8873e-003
tblVehicleEF	LHD2	5.2490e-003	4.5947e-003
tblVehicleEF	LHD2	9.0820e-003	8.7354e-003
tblVehicleEF	LHD2	0.12	0.13
tblVehicleEF	LHD2	0.55	0.69
tblVehicleEF	LHD2	1.27	0.54
tblVehicleEF	LHD2	14.32	15.17

tblVehicleEF	LHD2	614.63	635.51
tblVehicleEF	LHD2	24.89	6.62
tblVehicleEF	LHD2	0.12	0.13
tblVehicleEF	LHD2	1.67	2.17
tblVehicleEF	LHD2	0.55	0.17
tblVehicleEF	LHD2	1.3030e-003	1.5156e-003
tblVehicleEF	LHD2	0.09	0.09
tblVehicleEF	LHD2	0.01	0.01
tblVehicleEF	LHD2	0.01	0.02
tblVehicleEF	LHD2	4.2500e-004	1.1847e-004
tblVehicleEF	LHD2	1.2470e-003	1.4501e-003
tblVehicleEF	LHD2	0.04	0.04
tblVehicleEF	LHD2	2.6810e-003	2.7391e-003
tblVehicleEF	LHD2	0.01	0.02
tblVehicleEF	LHD2	3.9100e-004	1.0893e-004
tblVehicleEF	LHD2	1.4600e-003	1.6416e-003
tblVehicleEF	LHD2	0.05	0.05
tblVehicleEF	LHD2	0.01	0.02
tblVehicleEF	LHD2	7.2300e-004	6.2170e-004
tblVehicleEF	LHD2	0.06	0.07
tblVehicleEF	LHD2	0.10	0.29
tblVehicleEF	LHD2	0.12	0.04
tblVehicleEF	LHD2	1.4000e-004	1.4471e-004
tblVehicleEF	LHD2	5.9810e-003	6.1158e-003
tblVehicleEF	LHD2	2.7200e-004	6.5519e-005
tblVehicleEF	LHD2	1.4600e-003	1.6416e-003
tblVehicleEF	LHD2	0.05	0.05

tblVehicleEF	LHD2	0.02	0.02
tblVehicleEF	LHD2	7.2300e-004	6.2170e-004
tblVehicleEF	LHD2	0.07	0.09
tblVehicleEF	LHD2	0.10	0.29
tblVehicleEF	LHD2	0.13	0.05
tblVehicleEF	MCY	0.42	0.33
tblVehicleEF	MCY	0.16	0.27
tblVehicleEF	MCY	21.02	22.01
tblVehicleEF	MCY	9.91	8.98
tblVehicleEF	MCY	167.12	210.64
tblVehicleEF	MCY	46.87	62.81
tblVehicleEF	MCY	1.17	1.19
tblVehicleEF	MCY	0.31	0.27
tblVehicleEF	MCY	0.01	0.01
tblVehicleEF	MCY	4.0000e-003	4.0000e-003
tblVehicleEF	MCY	1.8190e-003	1.7184e-003
tblVehicleEF	MCY	3.7460e-003	3.2085e-003
tblVehicleEF	MCY	5.0400e-003	5.0400e-003
tblVehicleEF	MCY	1.0000e-003	1.0000e-003
tblVehicleEF	MCY	1.7050e-003	1.6112e-003
tblVehicleEF	MCY	3.5370e-003	3.0299e-003
tblVehicleEF	MCY	1.45	1.46
tblVehicleEF	MCY	0.85	0.88
tblVehicleEF	MCY	0.80	0.82
tblVehicleEF	MCY	2.26	2.21
tblVehicleEF	MCY	0.50	2.24
tblVehicleEF	MCY	2.17	1.99

tblVehicleEF	MCY	2.0790e-003	2.0845e-003
tblVehicleEF	MCY	6.9500e-004	6.2156e-004
tblVehicleEF	MCY	1.45	1.46
tblVehicleEF	MCY	0.85	0.88
tblVehicleEF	MCY	0.80	0.82
tblVehicleEF	MCY	2.76	2.69
tblVehicleEF	MCY	0.50	2.24
tblVehicleEF	MCY	2.37	2.16
tblVehicleEF	MCY	0.41	0.32
tblVehicleEF	MCY	0.14	0.22
tblVehicleEF	MCY	21.14	22.21
tblVehicleEF	MCY	9.06	8.04
tblVehicleEF	MCY	167.12	210.71
tblVehicleEF	MCY	46.87	60.21
tblVehicleEF	MCY	0.99	1.00
tblVehicleEF	MCY	0.29	0.25
tblVehicleEF	MCY	0.01	0.01
tblVehicleEF	MCY	4.0000e-003	4.0000e-003
tblVehicleEF	MCY	1.8190e-003	1.7184e-003
tblVehicleEF	MCY	3.7460e-003	3.2085e-003
tblVehicleEF	MCY	5.0400e-003	5.0400e-003
tblVehicleEF	MCY	1.0000e-003	1.0000e-003
tblVehicleEF	MCY	1.7050e-003	1.6112e-003
tblVehicleEF	MCY	3.5370e-003	3.0299e-003
tblVehicleEF	MCY	3.14	3.54
tblVehicleEF	MCY	1.28	1.46
tblVehicleEF	MCY	2.14	2.53

tblVehicleEF	MCY	2.19	2.14
tblVehicleEF	MCY	0.50	2.25
tblVehicleEF	MCY	1.87	1.65
tblVehicleEF	MCY	2.0790e-003	2.0851e-003
tblVehicleEF	MCY	6.7100e-004	5.9584e-004
tblVehicleEF	MCY	3.14	3.54
tblVehicleEF	MCY	1.28	1.46
tblVehicleEF	MCY	2.14	2.53
tblVehicleEF	MCY	2.69	2.61
tblVehicleEF	MCY	0.50	2.25
tblVehicleEF	MCY	2.03	1.80
tblVehicleEF	MCY	0.42	0.32
tblVehicleEF	MCY	0.15	0.25
tblVehicleEF	MCY	20.06	20.78
tblVehicleEF	MCY	9.53	8.40
tblVehicleEF	MCY	167.12	208.52
tblVehicleEF	MCY	46.87	61.47
tblVehicleEF	MCY	1.13	1.14
tblVehicleEF	MCY	0.31	0.26
tblVehicleEF	MCY	0.01	0.01
tblVehicleEF	MCY	4.0000e-003	4.0000e-003
tblVehicleEF	MCY	1.8190e-003	1.7184e-003
tblVehicleEF	MCY	3.7460e-003	3.2085e-003
tblVehicleEF	MCY	5.0400e-003	5.0400e-003
tblVehicleEF	MCY	1.0000e-003	1.0000e-003
tblVehicleEF	MCY	1.7050e-003	1.6112e-003
tblVehicleEF	MCY	3.5370e-003	3.0299e-003

tblVehicleEF	MCY	1.71	1.84
tblVehicleEF	MCY	1.14	1.19
tblVehicleEF	MCY	0.72	0.67
tblVehicleEF	MCY	2.22	2.16
tblVehicleEF	MCY	0.57	2.54
tblVehicleEF	MCY	2.10	1.86
tblVehicleEF	MCY	2.0630e-003	2.0635e-003
tblVehicleEF	MCY	6.8600e-004	6.0833e-004
tblVehicleEF	MCY	1.71	1.84
tblVehicleEF	MCY	1.14	1.19
tblVehicleEF	MCY	0.72	0.67
tblVehicleEF	MCY	2.71	2.63
tblVehicleEF	MCY	0.57	2.54
tblVehicleEF	MCY	2.28	2.02
tblVehicleEF	MDV	0.01	6.7807e-003
tblVehicleEF	MDV	0.02	0.10
tblVehicleEF	MDV	1.55	1.37
tblVehicleEF	MDV	3.59	3.68
tblVehicleEF	MDV	498.66	425.57
tblVehicleEF	MDV	110.76	90.69
tblVehicleEF	MDV	0.20	0.16
tblVehicleEF	MDV	0.36	0.44
tblVehicleEF	MDV	0.04	0.04
tblVehicleEF	MDV	8.0000e-003	8.0000e-003
tblVehicleEF	MDV	1.8680e-003	1.6562e-003
tblVehicleEF	MDV	2.5890e-003	2.2357e-003
tblVehicleEF	MDV	0.02	0.02

tblVehicleEF	MDV	2.0000e-003	2.0000e-003
tblVehicleEF	MDV	1.7240e-003	1.5301e-003
tblVehicleEF	MDV	2.3820e-003	2.0580e-003
tblVehicleEF	MDV	0.10	0.13
tblVehicleEF	MDV	0.21	0.19
tblVehicleEF	MDV	0.09	0.11
tblVehicleEF	MDV	0.04	0.03
tblVehicleEF	MDV	0.11	0.56
tblVehicleEF	MDV	0.28	0.52
tblVehicleEF	MDV	5.0000e-003	4.1982e-003
tblVehicleEF	MDV	1.1710e-003	8.9536e-004
tblVehicleEF	MDV	0.10	0.13
tblVehicleEF	MDV	0.21	0.19
tblVehicleEF	MDV	0.09	0.11
tblVehicleEF	MDV	0.05	0.04
tblVehicleEF	MDV	0.11	0.56
tblVehicleEF	MDV	0.31	0.57
tblVehicleEF	MDV	0.02	7.8195e-003
tblVehicleEF	MDV	0.02	0.08
tblVehicleEF	MDV	1.87	1.69
tblVehicleEF	MDV	2.99	2.99
tblVehicleEF	MDV	542.90	456.91
tblVehicleEF	MDV	110.76	89.27
tblVehicleEF	MDV	0.18	0.14
tblVehicleEF	MDV	0.33	0.41
tblVehicleEF	MDV	0.04	0.04
tblVehicleEF	MDV	8.0000e-003	8.0000e-003

tblVehicleEF	MDV	1.8680e-003	1.6562e-003
tblVehicleEF	MDV	2.5890e-003	2.2357e-003
tblVehicleEF	MDV	0.02	0.02
tblVehicleEF	MDV	2.0000e-003	2.0000e-003
tblVehicleEF	MDV	1.7240e-003	1.5301e-003
tblVehicleEF	MDV	2.3820e-003	2.0580e-003
tblVehicleEF	MDV	0.21	0.29
tblVehicleEF	MDV	0.24	0.23
tblVehicleEF	MDV	0.18	0.26
tblVehicleEF	MDV	0.04	0.04
tblVehicleEF	MDV	0.11	0.57
tblVehicleEF	MDV	0.24	0.43
tblVehicleEF	MDV	5.4470e-003	4.5076e-003
tblVehicleEF	MDV	1.1600e-003	8.8141e-004
tblVehicleEF	MDV	0.21	0.29
tblVehicleEF	MDV	0.24	0.23
tblVehicleEF	MDV	0.18	0.26
tblVehicleEF	MDV	0.06	0.05
tblVehicleEF	MDV	0.11	0.57
tblVehicleEF	MDV	0.26	0.47
tblVehicleEF	MDV	0.01	6.5501e-003
tblVehicleEF	MDV	0.02	0.10
tblVehicleEF	MDV	1.47	1.27
tblVehicleEF	MDV	3.53	3.52
tblVehicleEF	MDV	488.33	416.35
tblVehicleEF	MDV	110.76	90.40
tblVehicleEF	MDV	0.19	0.15

tblVehicleEF	MDV	0.35	0.43
tblVehicleEF	MDV	0.04	0.04
tblVehicleEF	MDV	8.0000e-003	8.0000e-003
tblVehicleEF	MDV	1.8680e-003	1.6562e-003
tblVehicleEF	MDV	2.5890e-003	2.2357e-003
tblVehicleEF	MDV	0.02	0.02
tblVehicleEF	MDV	2.0000e-003	2.0000e-003
tblVehicleEF	MDV	1.7240e-003	1.5301e-003
tblVehicleEF	MDV	2.3820e-003	2.0580e-003
tblVehicleEF	MDV	0.10	0.13
tblVehicleEF	MDV	0.23	0.20
tblVehicleEF	MDV	0.08	0.10
tblVehicleEF	MDV	0.04	0.03
tblVehicleEF	MDV	0.13	0.65
tblVehicleEF	MDV	0.28	0.51
tblVehicleEF	MDV	4.8960e-003	4.1071e-003
tblVehicleEF	MDV	1.1700e-003	8.9248e-004
tblVehicleEF	MDV	0.10	0.13
tblVehicleEF	MDV	0.23	0.20
tblVehicleEF	MDV	0.08	0.10
tblVehicleEF	MDV	0.05	0.04
tblVehicleEF	MDV	0.13	0.65
tblVehicleEF	MDV	0.31	0.56
tblVehicleEF	MH	0.04	4.0644e-003
tblVehicleEF	MH	0.03	0.00
tblVehicleEF	MH	3.60	0.38
tblVehicleEF	MH	6.96	0.00

tblVehicleEF	MH	1,048.28	936.22
tblVehicleEF	MH	59.91	0.00
tblVehicleEF	MH	1.64	5.05
tblVehicleEF	MH	0.95	0.00
tblVehicleEF	MH	0.13	0.13
tblVehicleEF	MH	0.01	0.02
tblVehicleEF	MH	0.04	0.19
tblVehicleEF	MH	1.2510e-003	0.00
tblVehicleEF	MH	0.06	0.06
tblVehicleEF	MH	3.2210e-003	4.0000e-003
tblVehicleEF	MH	0.04	0.18
tblVehicleEF	MH	1.1500e-003	0.00
tblVehicleEF	MH	1.56	0.00
tblVehicleEF	MH	0.09	0.00
tblVehicleEF	MH	0.54	0.00
tblVehicleEF	MH	0.12	0.09
tblVehicleEF	MH	0.03	0.00
tblVehicleEF	MH	0.40	0.00
tblVehicleEF	MH	0.01	8.8506e-003
tblVehicleEF	MH	7.2000e-004	0.00
tblVehicleEF	MH	1.56	0.00
tblVehicleEF	MH	0.09	0.00
tblVehicleEF	MH	0.54	0.00
tblVehicleEF	MH	0.17	0.10
tblVehicleEF	MH	0.03	0.00
tblVehicleEF	MH	0.44	0.00
tblVehicleEF	MH	0.04	4.0644e-003

tblVehicleEF	MH	0.03	0.00
tblVehicleEF	MH	3.74	0.38
tblVehicleEF	MH	6.31	0.00
tblVehicleEF	MH	1,048.28	936.22
tblVehicleEF	MH	59.91	0.00
tblVehicleEF	MH	1.50	4.73
tblVehicleEF	MH	0.90	0.00
tblVehicleEF	MH	0.13	0.13
tblVehicleEF	MH	0.01	0.02
tblVehicleEF	MH	0.04	0.19
tblVehicleEF	MH	1.2510e-003	0.00
tblVehicleEF	MH	0.06	0.06
tblVehicleEF	MH	3.2210e-003	4.0000e-003
tblVehicleEF	MH	0.04	0.18
tblVehicleEF	MH	1.1500e-003	0.00
tblVehicleEF	MH	3.12	0.00
tblVehicleEF	MH	0.11	0.00
tblVehicleEF	MH	1.30	0.00
tblVehicleEF	MH	0.12	0.09
tblVehicleEF	MH	0.03	0.00
tblVehicleEF	MH	0.37	0.00
tblVehicleEF	MH	0.01	8.8506e-003
tblVehicleEF	MH	7.0900e-004	0.00
tblVehicleEF	MH	3.12	0.00
tblVehicleEF	MH	0.11	0.00
tblVehicleEF	MH	1.30	0.00
tblVehicleEF	MH	0.17	0.10

tblVehicleEF	MH	0.03	0.00
tblVehicleEF	MH	0.41	0.00
tblVehicleEF	MH	0.04	4.0644e-003
tblVehicleEF	MH	0.03	0.00
tblVehicleEF	MH	3.61	0.38
tblVehicleEF	MH	6.87	0.00
tblVehicleEF	MH	1,048.28	936.22
tblVehicleEF	MH	59.91	0.00
tblVehicleEF	MH	1.61	4.97
tblVehicleEF	MH	0.94	0.00
tblVehicleEF	MH	0.13	0.13
tblVehicleEF	MH	0.01	0.02
tblVehicleEF	MH	0.04	0.19
tblVehicleEF	MH	1.2510e-003	0.00
tblVehicleEF	MH	0.06	0.06
tblVehicleEF	MH	3.2210e-003	4.0000e-003
tblVehicleEF	MH	0.04	0.18
tblVehicleEF	MH	1.1500e-003	0.00
tblVehicleEF	MH	1.88	0.00
tblVehicleEF	MH	0.12	0.00
tblVehicleEF	MH	0.56	0.00
tblVehicleEF	MH	0.12	0.09
tblVehicleEF	MH	0.03	0.00
tblVehicleEF	MH	0.40	0.00
tblVehicleEF	MH	0.01	8.8506e-003
tblVehicleEF	MH	7.1900e-004	0.00
tblVehicleEF	MH	1.88	0.00

tblVehicleEF	MH	0.12	0.00
tblVehicleEF	MH	0.56	0.00
tblVehicleEF	MH	0.17	0.10
tblVehicleEF	MH	0.03	0.00
tblVehicleEF	MH	0.43	0.00
tblVehicleEF	MHD	0.02	5.4628e-003
tblVehicleEF	MHD	4.1450e-003	6.2249e-003
tblVehicleEF	MHD	0.06	0.02
tblVehicleEF	MHD	0.33	0.44
tblVehicleEF	MHD	0.31	0.67
tblVehicleEF	MHD	6.00	1.87
tblVehicleEF	MHD	155.10	70.79
tblVehicleEF	MHD	1,105.72	1,107.75
tblVehicleEF	MHD	53.92	15.06
tblVehicleEF	MHD	0.63	0.57
tblVehicleEF	MHD	1.08	1.89
tblVehicleEF	MHD	11.74	0.98
tblVehicleEF	MHD	4.3700e-004	1.7551e-003
tblVehicleEF	MHD	0.13	0.13
tblVehicleEF	MHD	0.01	0.01
tblVehicleEF	MHD	5.5780e-003	0.06
tblVehicleEF	MHD	8.2200e-004	1.9575e-004
tblVehicleEF	MHD	4.1800e-004	1.6792e-003
tblVehicleEF	MHD	0.06	0.06
tblVehicleEF	MHD	3.0000e-003	3.0000e-003
tblVehicleEF	MHD	5.3330e-003	0.06
tblVehicleEF	MHD	7.5600e-004	1.7998e-004

tblVehicleEF	MHD	1.4330e-003	1.2037e-003
tblVehicleEF	MHD	0.05	0.04
tblVehicleEF	MHD	0.02	0.03
tblVehicleEF	MHD	7.1400e-004	5.5776e-004
tblVehicleEF	MHD	0.04	0.08
tblVehicleEF	MHD	0.02	0.20
tblVehicleEF	MHD	0.36	0.08
tblVehicleEF	MHD	1.4910e-003	6.7339e-004
tblVehicleEF	MHD	0.01	0.01
tblVehicleEF	MHD	6.4400e-004	1.4901e-004
tblVehicleEF	MHD	1.4330e-003	1.2037e-003
tblVehicleEF	MHD	0.05	0.04
tblVehicleEF	MHD	0.03	0.04
tblVehicleEF	MHD	7.1400e-004	5.5776e-004
tblVehicleEF	MHD	0.05	0.09
tblVehicleEF	MHD	0.02	0.20
tblVehicleEF	MHD	0.40	0.09
tblVehicleEF	MHD	0.02	5.1738e-003
tblVehicleEF	MHD	4.2290e-003	6.3499e-003
tblVehicleEF	MHD	0.05	0.02
tblVehicleEF	MHD	0.24	0.35
tblVehicleEF	MHD	0.32	0.68
tblVehicleEF	MHD	5.61	1.72
tblVehicleEF	MHD	164.29	72.16
tblVehicleEF	MHD	1,105.72	1,107.78
tblVehicleEF	MHD	53.92	14.81
tblVehicleEF	MHD	0.65	0.57

tblVehicleEF	MHD	1.01	1.76
tblVehicleEF	MHD	11.70	0.97
tblVehicleEF	MHD	3.6900e-004	1.4820e-003
tblVehicleEF	MHD	0.13	0.13
tblVehicleEF	MHD	0.01	0.01
tblVehicleEF	MHD	5.5780e-003	0.06
tblVehicleEF	MHD	8.2200e-004	1.9575e-004
tblVehicleEF	MHD	3.5300e-004	1.4178e-003
tblVehicleEF	MHD	0.06	0.06
tblVehicleEF	MHD	3.0000e-003	3.0000e-003
tblVehicleEF	MHD	5.3330e-003	0.06
tblVehicleEF	MHD	7.5600e-004	1.7998e-004
tblVehicleEF	MHD	2.8480e-003	2.6688e-003
tblVehicleEF	MHD	0.05	0.05
tblVehicleEF	MHD	0.02	0.03
tblVehicleEF	MHD	1.6690e-003	1.6086e-003
tblVehicleEF	MHD	0.04	0.08
tblVehicleEF	MHD	0.02	0.21
tblVehicleEF	MHD	0.35	0.08
tblVehicleEF	MHD	1.5770e-003	6.8659e-004
tblVehicleEF	MHD	0.01	0.01
tblVehicleEF	MHD	6.3800e-004	1.4652e-004
tblVehicleEF	MHD	2.8480e-003	2.6688e-003
tblVehicleEF	MHD	0.05	0.05
tblVehicleEF	MHD	0.03	0.03
tblVehicleEF	MHD	1.6690e-003	1.6086e-003
tblVehicleEF	MHD	0.05	0.10

tblVehicleEF	MHD	0.02	0.21
tblVehicleEF	MHD	0.38	0.09
tblVehicleEF	MHD	0.02	5.8908e-003
tblVehicleEF	MHD	4.1530e-003	6.2416e-003
tblVehicleEF	MHD	0.06	0.02
tblVehicleEF	MHD	0.46	0.57
tblVehicleEF	MHD	0.31	0.67
tblVehicleEF	MHD	5.90	1.82
tblVehicleEF	MHD	142.41	68.88
tblVehicleEF	MHD	1,105.72	1,107.76
tblVehicleEF	MHD	53.92	14.97
tblVehicleEF	MHD	0.60	0.56
tblVehicleEF	MHD	1.06	1.85
tblVehicleEF	MHD	11.73	0.98
tblVehicleEF	MHD	5.3200e-004	2.1323e-003
tblVehicleEF	MHD	0.13	0.13
tblVehicleEF	MHD	0.01	0.01
tblVehicleEF	MHD	5.5780e-003	0.06
tblVehicleEF	MHD	8.2200e-004	1.9575e-004
tblVehicleEF	MHD	5.0900e-004	2.0401e-003
tblVehicleEF	MHD	0.06	0.06
tblVehicleEF	MHD	3.0000e-003	3.0000e-003
tblVehicleEF	MHD	5.3330e-003	0.06
tblVehicleEF	MHD	7.5600e-004	1.7998e-004
tblVehicleEF	MHD	1.5800e-003	1.4225e-003
tblVehicleEF	MHD	0.05	0.04
tblVehicleEF	MHD	0.03	0.03

tblVehicleEF	MHD	7.0500e-004	5.1800e-004
tblVehicleEF	MHD	0.04	0.08
tblVehicleEF	MHD	0.02	0.22
tblVehicleEF	MHD	0.36	0.08
tblVehicleEF	MHD	1.3710e-003	6.5509e-004
tblVehicleEF	MHD	0.01	0.01
tblVehicleEF	MHD	6.4300e-004	1.4813e-004
tblVehicleEF	MHD	1.5800e-003	1.4225e-003
tblVehicleEF	MHD	0.05	0.04
tblVehicleEF	MHD	0.04	0.04
tblVehicleEF	MHD	7.0500e-004	5.1800e-004
tblVehicleEF	MHD	0.05	0.09
tblVehicleEF	MHD	0.02	0.22
tblVehicleEF	MHD	0.39	0.09
tblVehicleEF	OBUS	0.01	9.8281e-003
tblVehicleEF	OBUS	0.01	0.01
tblVehicleEF	OBUS	0.03	0.03
tblVehicleEF	OBUS	0.27	0.43
tblVehicleEF	OBUS	0.73	1.52
tblVehicleEF	OBUS	6.67	3.30
tblVehicleEF	OBUS	70.21	51.97
tblVehicleEF	OBUS	1,126.32	1,610.98
tblVehicleEF	OBUS	71.08	24.56
tblVehicleEF	OBUS	0.32	0.26
tblVehicleEF	OBUS	1.10	1.20
tblVehicleEF	OBUS	1.97	0.47
tblVehicleEF	OBUS	1.1300e-004	1.0316e-003

tblVehicleEF	OBUS	0.13	0.13
tblVehicleEF	OBUS	0.01	0.01
tblVehicleEF	OBUS	5.4210e-003	0.02
tblVehicleEF	OBUS	9.1200e-004	2.4731e-004
tblVehicleEF	OBUS	1.0800e-004	9.8700e-004
tblVehicleEF	OBUS	0.06	0.06
tblVehicleEF	OBUS	3.0000e-003	3.0000e-003
tblVehicleEF	OBUS	5.1650e-003	0.02
tblVehicleEF	OBUS	8.3900e-004	2.2739e-004
tblVehicleEF	OBUS	2.2350e-003	3.0916e-003
tblVehicleEF	OBUS	0.02	0.03
tblVehicleEF	OBUS	0.04	0.05
tblVehicleEF	OBUS	9.4600e-004	1.1802e-003
tblVehicleEF	OBUS	0.05	0.08
tblVehicleEF	OBUS	0.05	0.35
tblVehicleEF	OBUS	0.41	0.16
tblVehicleEF	OBUS	6.8200e-004	4.9868e-004
tblVehicleEF	OBUS	0.01	0.02
tblVehicleEF	OBUS	8.2800e-004	2.4302e-004
tblVehicleEF	OBUS	2.2350e-003	3.0916e-003
tblVehicleEF	OBUS	0.02	0.03
tblVehicleEF	OBUS	0.05	0.07
tblVehicleEF	OBUS	9.4600e-004	1.1802e-003
tblVehicleEF	OBUS	0.06	0.11
tblVehicleEF	OBUS	0.05	0.35
tblVehicleEF	OBUS	0.45	0.17
tblVehicleEF	OBUS	0.01	9.8612e-003

tblVehicleEF	OBUS	0.01	0.01
tblVehicleEF	OBUS	0.03	0.03
tblVehicleEF	OBUS	0.26	0.41
tblVehicleEF	OBUS	0.75	1.57
tblVehicleEF	OBUS	6.11	2.97
tblVehicleEF	OBUS	73.34	52.23
tblVehicleEF	OBUS	1,126.32	1,611.07
tblVehicleEF	OBUS	71.08	24.00
tblVehicleEF	OBUS	0.33	0.26
tblVehicleEF	OBUS	1.02	1.08
tblVehicleEF	OBUS	1.92	0.45
tblVehicleEF	OBUS	9.5000e-005	8.7177e-004
tblVehicleEF	OBUS	0.13	0.13
tblVehicleEF	OBUS	0.01	0.01
tblVehicleEF	OBUS	5.4210e-003	0.02
tblVehicleEF	OBUS	9.1200e-004	2.4731e-004
tblVehicleEF	OBUS	9.1000e-005	8.3405e-004
tblVehicleEF	OBUS	0.06	0.06
tblVehicleEF	OBUS	3.0000e-003	3.0000e-003
tblVehicleEF	OBUS	5.1650e-003	0.02
tblVehicleEF	OBUS	8.3900e-004	2.2739e-004
tblVehicleEF	OBUS	4.3510e-003	6.6825e-003
tblVehicleEF	OBUS	0.02	0.04
tblVehicleEF	OBUS	0.04	0.05
tblVehicleEF	OBUS	2.1830e-003	3.3478e-003
tblVehicleEF	OBUS	0.05	0.08
tblVehicleEF	OBUS	0.05	0.36

tblVehicleEF	OBUS	0.39	0.15
tblVehicleEF	OBUS	7.1200e-004	5.0115e-004
tblVehicleEF	OBUS	0.01	0.02
tblVehicleEF	OBUS	8.1800e-004	2.3749e-004
tblVehicleEF	OBUS	4.3510e-003	6.6825e-003
tblVehicleEF	OBUS	0.02	0.04
tblVehicleEF	OBUS	0.05	0.07
tblVehicleEF	OBUS	2.1830e-003	3.3478e-003
tblVehicleEF	OBUS	0.07	0.11
tblVehicleEF	OBUS	0.05	0.36
tblVehicleEF	OBUS	0.42	0.16
tblVehicleEF	OBUS	0.01	9.8316e-003
tblVehicleEF	OBUS	0.01	0.01
tblVehicleEF	OBUS	0.03	0.03
tblVehicleEF	OBUS	0.28	0.44
tblVehicleEF	OBUS	0.73	1.53
tblVehicleEF	OBUS	6.62	3.24
tblVehicleEF	OBUS	65.88	51.61
tblVehicleEF	OBUS	1,126.32	1,611.00
tblVehicleEF	OBUS	71.08	24.45
tblVehicleEF	OBUS	0.31	0.26
tblVehicleEF	OBUS	1.08	1.17
tblVehicleEF	OBUS	1.96	0.47
tblVehicleEF	OBUS	1.3700e-004	1.2524e-003
tblVehicleEF	OBUS	0.13	0.13
tblVehicleEF	OBUS	0.01	0.01
tblVehicleEF	OBUS	5.4210e-003	0.02

tblVehicleEF	OBUS	9.1200e-004	2.4731e-004
tblVehicleEF	OBUS	1.3100e-004	1.1982e-003
tblVehicleEF	OBUS	0.06	0.06
tblVehicleEF	OBUS	3.0000e-003	3.0000e-003
tblVehicleEF	OBUS	5.1650e-003	0.02
tblVehicleEF	OBUS	8.3900e-004	2.2739e-004
tblVehicleEF	OBUS	2.3980e-003	3.4748e-003
tblVehicleEF	OBUS	0.02	0.03
tblVehicleEF	OBUS	0.04	0.05
tblVehicleEF	OBUS	9.5900e-004	1.1271e-003
tblVehicleEF	OBUS	0.05	0.08
tblVehicleEF	OBUS	0.05	0.38
tblVehicleEF	OBUS	0.41	0.15
tblVehicleEF	OBUS	6.4100e-004	4.9528e-004
tblVehicleEF	OBUS	0.01	0.02
tblVehicleEF	OBUS	8.2700e-004	2.4194e-004
tblVehicleEF	OBUS	2.3980e-003	3.4748e-003
tblVehicleEF	OBUS	0.02	0.03
tblVehicleEF	OBUS	0.05	0.07
tblVehicleEF	OBUS	9.5900e-004	1.1271e-003
tblVehicleEF	OBUS	0.06	0.11
tblVehicleEF	OBUS	0.05	0.38
tblVehicleEF	OBUS	0.45	0.17
tblVehicleEF	SBUS	0.86	0.01
tblVehicleEF	SBUS	0.01	4.4371e-003
tblVehicleEF	SBUS	0.07	1.1456e-003
tblVehicleEF	SBUS	5.64	1.00

tblVehicleEF	SBUS	0.71	0.28
tblVehicleEF	SBUS	5.49	0.17
tblVehicleEF	SBUS	1,270.71	324.55
tblVehicleEF	SBUS	1,144.20	1,170.32
tblVehicleEF	SBUS	36.06	0.97
tblVehicleEF	SBUS	12.46	3.52
tblVehicleEF	SBUS	5.17	5.16
tblVehicleEF	SBUS	15.23	0.98
tblVehicleEF	SBUS	0.01	3.9578e-003
tblVehicleEF	SBUS	0.74	0.74
tblVehicleEF	SBUS	0.01	0.01
tblVehicleEF	SBUS	0.03	0.03
tblVehicleEF	SBUS	5.0600e-004	1.4411e-005
tblVehicleEF	SBUS	0.01	3.7866e-003
tblVehicleEF	SBUS	0.32	0.32
tblVehicleEF	SBUS	2.7630e-003	2.8815e-003
tblVehicleEF	SBUS	0.03	0.03
tblVehicleEF	SBUS	4.6500e-004	1.3250e-005
tblVehicleEF	SBUS	3.0740e-003	5.7898e-005
tblVehicleEF	SBUS	0.02	2.1608e-004
tblVehicleEF	SBUS	0.68	0.08
tblVehicleEF	SBUS	1.3130e-003	2.1958e-005
tblVehicleEF	SBUS	0.12	0.09
tblVehicleEF	SBUS	0.01	1.7428e-003
tblVehicleEF	SBUS	0.28	6.0115e-003
tblVehicleEF	SBUS	0.01	3.0720e-003
tblVehicleEF	SBUS	0.01	0.01

tblVehicleEF	SBUS	4.5600e-004	9.5621e-006
tblVehicleEF	SBUS	3.0740e-003	5.7898e-005
tblVehicleEF	SBUS	0.02	2.1608e-004
tblVehicleEF	SBUS	0.97	0.11
tblVehicleEF	SBUS	1.3130e-003	2.1958e-005
tblVehicleEF	SBUS	0.14	0.10
tblVehicleEF	SBUS	0.01	1.7428e-003
tblVehicleEF	SBUS	0.31	6.5819e-003
tblVehicleEF	SBUS	0.86	0.01
tblVehicleEF	SBUS	0.01	4.4522e-003
tblVehicleEF	SBUS	0.06	8.8875e-004
tblVehicleEF	SBUS	5.48	0.96
tblVehicleEF	SBUS	0.72	0.28
tblVehicleEF	SBUS	3.76	0.10
tblVehicleEF	SBUS	1,335.64	332.90
tblVehicleEF	SBUS	1,144.20	1,170.32
tblVehicleEF	SBUS	36.06	0.86
tblVehicleEF	SBUS	12.86	3.59
tblVehicleEF	SBUS	4.84	4.82
tblVehicleEF	SBUS	15.20	0.98
tblVehicleEF	SBUS	0.01	3.3452e-003
tblVehicleEF	SBUS	0.74	0.74
tblVehicleEF	SBUS	0.01	0.01
tblVehicleEF	SBUS	0.03	0.03
tblVehicleEF	SBUS	5.0600e-004	1.4411e-005
tblVehicleEF	SBUS	0.01	3.2005e-003
tblVehicleEF	SBUS	0.32	0.32

tblVehicleEF	SBUS	2.7630e-003	2.8815e-003
tblVehicleEF	SBUS	0.03	0.03
tblVehicleEF	SBUS	4.6500e-004	1.3250e-005
tblVehicleEF	SBUS	5.9210e-003	1.3114e-004
tblVehicleEF	SBUS	0.02	3.0235e-004
tblVehicleEF	SBUS	0.67	0.08
tblVehicleEF	SBUS	2.9370e-003	7.4268e-005
tblVehicleEF	SBUS	0.12	0.09
tblVehicleEF	SBUS	9.6420e-003	1.5133e-003
tblVehicleEF	SBUS	0.23	4.6553e-003
tblVehicleEF	SBUS	0.01	3.1509e-003
tblVehicleEF	SBUS	0.01	0.01
tblVehicleEF	SBUS	4.2700e-004	8.5449e-006
tblVehicleEF	SBUS	5.9210e-003	1.3114e-004
tblVehicleEF	SBUS	0.02	3.0235e-004
tblVehicleEF	SBUS	0.96	0.11
tblVehicleEF	SBUS	2.9370e-003	7.4268e-005
tblVehicleEF	SBUS	0.14	0.10
tblVehicleEF	SBUS	9.6420e-003	1.5133e-003
tblVehicleEF	SBUS	0.25	5.0969e-003
tblVehicleEF	SBUS	0.86	0.01
tblVehicleEF	SBUS	0.01	4.4384e-003
tblVehicleEF	SBUS	0.07	1.1307e-003
tblVehicleEF	SBUS	5.85	1.05
tblVehicleEF	SBUS	0.71	0.28
tblVehicleEF	SBUS	5.54	0.16
tblVehicleEF	SBUS	1,181.05	313.01

tblVehicleEF	SBUS	1,144.20	1,170.32
tblVehicleEF	SBUS	36.06	0.95
tblVehicleEF	SBUS	11.91	3.42
tblVehicleEF	SBUS	5.09	5.07
tblVehicleEF	SBUS	15.23	0.98
tblVehicleEF	SBUS	0.02	4.8038e-003
tblVehicleEF	SBUS	0.74	0.74
tblVehicleEF	SBUS	0.01	0.01
tblVehicleEF	SBUS	0.03	0.03
tblVehicleEF	SBUS	5.0600e-004	1.4411e-005
tblVehicleEF	SBUS	0.02	4.5960e-003
tblVehicleEF	SBUS	0.32	0.32
tblVehicleEF	SBUS	2.7630e-003	2.8815e-003
tblVehicleEF	SBUS	0.03	0.03
tblVehicleEF	SBUS	4.6500e-004	1.3250e-005
tblVehicleEF	SBUS	3.2090e-003	7.3226e-005
tblVehicleEF	SBUS	0.02	2.5411e-004
tblVehicleEF	SBUS	0.68	0.08
tblVehicleEF	SBUS	1.2980e-003	1.9839e-005
tblVehicleEF	SBUS	0.12	0.09
tblVehicleEF	SBUS	0.01	2.3232e-003
tblVehicleEF	SBUS	0.29	5.9331e-003
tblVehicleEF	SBUS	0.01	2.9630e-003
tblVehicleEF	SBUS	0.01	0.01
tblVehicleEF	SBUS	4.5600e-004	9.4415e-006
tblVehicleEF	SBUS	3.2090e-003	7.3226e-005
tblVehicleEF	SBUS	0.02	2.5411e-004

tblVehicleEF	SBUS	0.97	0.11
tblVehicleEF	SBUS	1.2980e-003	1.9839e-005
tblVehicleEF	SBUS	0.14	0.10
tblVehicleEF	SBUS	0.01	2.3232e-003
tblVehicleEF	SBUS	0.32	6.4959e-003
tblVehicleEF	UBUS	1.95	3.51
tblVehicleEF	UBUS	0.09	0.04
tblVehicleEF	UBUS	9.79	26.99
tblVehicleEF	UBUS	14.93	2.87
tblVehicleEF	UBUS	1,861.83	1,847.21
tblVehicleEF	UBUS	135.15	32.35
tblVehicleEF	UBUS	6.43	0.39
tblVehicleEF	UBUS	13.77	0.28
tblVehicleEF	UBUS	0.52	0.10
tblVehicleEF	UBUS	0.01	0.02
tblVehicleEF	UBUS	0.07	2.6233e-003
tblVehicleEF	UBUS	1.3790e-003	2.3460e-004
tblVehicleEF	UBUS	0.22	0.04
tblVehicleEF	UBUS	3.0000e-003	5.4849e-003
tblVehicleEF	UBUS	0.07	2.4902e-003
tblVehicleEF	UBUS	1.2680e-003	2.1571e-004
tblVehicleEF	UBUS	8.4220e-003	2.2153e-003
tblVehicleEF	UBUS	0.12	0.02
tblVehicleEF	UBUS	4.0730e-003	8.9013e-004
tblVehicleEF	UBUS	0.66	0.06
tblVehicleEF	UBUS	0.02	0.09
tblVehicleEF	UBUS	1.19	0.16

tblVehicleEF	UBUS	0.01	6.5545e-003
tblVehicleEF	UBUS	1.6230e-003	3.2018e-004
tblVehicleEF	UBUS	8.4220e-003	2.2153e-003
tblVehicleEF	UBUS	0.12	0.02
tblVehicleEF	UBUS	4.0730e-003	8.9013e-004
tblVehicleEF	UBUS	2.68	3.59
tblVehicleEF	UBUS	0.02	0.09
tblVehicleEF	UBUS	1.30	0.18
tblVehicleEF	UBUS	1.95	3.51
tblVehicleEF	UBUS	0.08	0.03
tblVehicleEF	UBUS	9.90	26.99
tblVehicleEF	UBUS	12.23	2.29
tblVehicleEF	UBUS	1,861.83	1,847.22
tblVehicleEF	UBUS	135.15	31.36
tblVehicleEF	UBUS	5.98	0.38
tblVehicleEF	UBUS	13.65	0.26
tblVehicleEF	UBUS	0.52	0.10
tblVehicleEF	UBUS	0.01	0.02
tblVehicleEF	UBUS	0.07	2.6233e-003
tblVehicleEF	UBUS	1.3790e-003	2.3460e-004
tblVehicleEF	UBUS	0.22	0.04
tblVehicleEF	UBUS	3.0000e-003	5.4849e-003
tblVehicleEF	UBUS	0.07	2.4902e-003
tblVehicleEF	UBUS	1.2680e-003	2.1571e-004
tblVehicleEF	UBUS	0.02	4.5597e-003
tblVehicleEF	UBUS	0.15	0.02
tblVehicleEF	UBUS	9.6640e-003	2.5650e-003

tblVehicleEF	UBUS	0.67	0.06
tblVehicleEF	UBUS	0.02	0.09
tblVehicleEF	UBUS	1.06	0.14
tblVehicleEF	UBUS	0.01	6.5546e-003
tblVehicleEF	UBUS	1.5760e-003	3.1037e-004
tblVehicleEF	UBUS	0.02	4.5597e-003
tblVehicleEF	UBUS	0.15	0.02
tblVehicleEF	UBUS	9.6640e-003	2.5650e-003
tblVehicleEF	UBUS	2.69	3.59
tblVehicleEF	UBUS	0.02	0.09
tblVehicleEF	UBUS	1.16	0.16
tblVehicleEF	UBUS	1.95	3.51
tblVehicleEF	UBUS	0.09	0.04
tblVehicleEF	UBUS	9.80	26.99
tblVehicleEF	UBUS	14.43	2.71
tblVehicleEF	UBUS	1,861.83	1,847.22
tblVehicleEF	UBUS	135.15	32.09
tblVehicleEF	UBUS	6.31	0.39
tblVehicleEF	UBUS	13.74	0.28
tblVehicleEF	UBUS	0.52	0.10
tblVehicleEF	UBUS	0.01	0.02
tblVehicleEF	UBUS	0.07	2.6233e-003
tblVehicleEF	UBUS	1.3790e-003	2.3460e-004
tblVehicleEF	UBUS	0.22	0.04
tblVehicleEF	UBUS	3.0000e-003	5.4849e-003
tblVehicleEF	UBUS	0.07	2.4902e-003
tblVehicleEF	UBUS	1.2680e-003	2.1571e-004

tblVehicleEF	UBUS	9.6690e-003	2.4056e-003
tblVehicleEF	UBUS	0.15	0.02
tblVehicleEF	UBUS	4.2700e-003	8.2079e-004
tblVehicleEF	UBUS	0.66	0.06
tblVehicleEF	UBUS	0.03	0.11
tblVehicleEF	UBUS	1.17	0.16
tblVehicleEF	UBUS	0.01	6.5546e-003
tblVehicleEF	UBUS	1.6140e-003	3.1758e-004
tblVehicleEF	UBUS	9.6690e-003	2.4056e-003
tblVehicleEF	UBUS	0.15	0.02
tblVehicleEF	UBUS	4.2700e-003	8.2079e-004
tblVehicleEF	UBUS	2.68	3.59
tblVehicleEF	UBUS	0.03	0.11
tblVehicleEF	UBUS	1.28	0.18
tblVehicleTrips	CC_TTP	28.00	0.00
tblVehicleTrips	CNW_TTP	13.00	0.00
tblVehicleTrips	CNW_TTP	41.00	0.00
tblVehicleTrips	CW_TTP	59.00	100.00
tblVehicleTrips	CW_TTP	59.00	100.00
tblVehicleTrips	DV_TP	5.00	0.00
tblVehicleTrips	DV_TP	5.00	0.00
tblVehicleTrips	PB_TP	3.00	0.00
tblVehicleTrips	PB_TP	3.00	0.00
tblVehicleTrips	PR_TP	92.00	100.00
tblVehicleTrips	PR_TP	92.00	100.00
tblVehicleTrips	ST_TR	1.32	1.56
tblVehicleTrips	ST_TR	1.68	1.75

tblVehicleTrips	SU_TR	0.68	3.93
tblVehicleTrips	SU_TR	1.68	1.75
tblVehicleTrips	WD_TR	6.97	3.90
tblVehicleTrips	WD_TR	1.68	1.75
tblWater	IndoorWaterUseRate	319,999,125.00	0.00
tblWater	IndoorWaterUseRate	546,131,562.50	213,297,953.39

2.0 Emissions Summary

2.1 Overall Construction (Maximum Daily Emission)

Unmitigated Construction

	ROG	NOx	CO	SO2	Fugitive PM10	Exhaust PM10	PM10 Total	Fugitive PM2.5	Exhaust PM2.5	PM2.5 Total	Bio- CO2	NBio- CO2	Total CO2	CH4	N2O	CO2e
Year	lb/day										lb/day					
2021	0.0000	0.0000	0.0000	0.0000	0.0000	0.0000	0.0000	0.0000	0.0000	0.0000	0.0000	0.0000	0.0000	0.0000	0.0000	0.0000
Maximum	**0.0000**	**0.0000**	**0.0000**	**0.0000**	**0.0000**	**0.0000**	**0.0000**	**0.0000**	**0.0000**	**0.0000**	**0.0000**	**0.0000**	**0.0000**	**0.0000**	**0.0000**	**0.0000**

Mitigated Construction

	ROG	NOx	CO	SO2	Fugitive PM10	Exhaust PM10	PM10 Total	Fugitive PM2.5	Exhaust PM2.5	PM2.5 Total	Bio- CO2	NBio- CO2	Total CO2	CH4	N2O	CO2e
Year	lb/day										lb/day					
2021	0.0000	0.0000	0.0000	0.0000	0.0000	0.0000	0.0000	0.0000	0.0000	0.0000	0.0000	0.0000	0.0000	0.0000	0.0000	0.0000
Maximum	**0.0000**	**0.0000**	**0.0000**	**0.0000**	**0.0000**	**0.0000**	**0.0000**	**0.0000**	**0.0000**	**0.0000**	**0.0000**	**0.0000**	**0.0000**	**0.0000**	**0.0000**	**0.0000**

	ROG	**NOx**	**CO**	**SO2**	**Fugitive PM10**	**Exhaust PM10**	**PM10 Total**	**Fugitive PM2.5**	**Exhaust PM2.5**	**PM2.5 Total**	**Bio- CO2**	**NBio-CO2**	**Total CO2**	**CH4**	**N20**	**CO2e**
Percent Reduction	**0.00**	**0.00**	**0.00**	**0.00**	**0.00**	**0.00**	**0.00**	**0.00**	**0.00**	**0.00**	**0.00**	**0.00**	**0.00**	**0.00**	**0.00**	**0.00**

2.2 Overall Operational

Unmitigated Operational

	ROG	NOx	CO	SO2	Fugitive PM10	Exhaust PM10	PM10 Total	Fugitive PM2.5	Exhaust PM2.5	PM2.5 Total	Bio- CO2	NBio- CO2	Total CO2	CH4	N2O	CO2e
Category	lb/day										lb/day					
Area	106.6056	8.9000e-003	0.9701	7.0000e-005		3.4700e-003	3.4700e-003		3.4700e-003	3.4700e-003		2.0713	2.0713	5.5000e-003		2.2088
Energy	1.4700	13.3637	11.2255	0.0802		1.0156	1.0156		1.0156	1.0156		16,036.4835	16,036.4835	0.3074	0.2940	16,131.7803
Mobile	25.6921	20.3177	213.6235	0.5984	68.7815	0.3419	69.1234	18.2332	0.3150	18.5482		60,630.7214	60,630.7214	2.1940		60,685.5720
Offroad	2.0500	23.1912	11.6098	0.0476		0.7830	0.7830		0.7203	0.7203		4,606.2019	4,606.2019	1.4897		4,643.4453
Total	**135.8177**	**56.8815**	**237.4289**	**0.7262**	**68.7815**	**2.1440**	**70.9254**	**18.2332**	**2.0545**	**20.2877**		**81,275.4780**	**81,275.4780**	**3.9966**	**0.2940**	**81,463.0064**

2.2 Overall Operational

Mitigated Operational

	ROG	NOx	CO	SO2	Fugitive PM10	Exhaust PM10	PM10 Total	Fugitive PM2.5	Exhaust PM2.5	PM2.5 Total	Bio- CO2	NBio- CO2	Total CO2	CH4	N2O	CO2e
Category	lb/day										lb/day					
Area	106.6056	8.9000e-003	0.9701	7.0000e-005		3.4700e-003	3.4700e-003		3.4700e-003	3.4700e-003		2.0713	2.0713	5.5000e-003		2.2088
Energy	1.2398	11.2704	9.4671	0.0676		0.8566	0.8566		0.8566	0.8566		13,524.4927	13,524.4927	0.2592	0.2480	13,604.8620
Mobile	25.6921	20.3177	213.6235	0.5984	68.7815	0.3419	69.1234	18.2332	0.3150	18.5482		60,630.7214	60,630.7214	2.1940		60,685.5720
Offroad	2.0500	23.1912	11.6098	0.0476		0.7830	0.7830		0.7203	0.7203		4,606.2019	4,606.2019	1.4897		4,643.4453
Total	**135.5875**	**54.7882**	**235.6705**	**0.7137**	**68.7815**	**1.9849**	**70.7664**	**18.2332**	**1.8954**	**20.1286**		**78,763.4872**	**78,763.4872**	**3.9485**	**0.2480**	**78,936.0881**

	ROG	NOx	CO	SO2	Fugitive PM10	Exhaust PM10	PM10 Total	Fugitive PM2.5	Exhaust PM2.5	PM2.5 Total	Bio- CO2	NBio-CO2	Total CO2	CH4	N20	CO2e
Percent Reduction	**0.17**	**3.68**	**0.74**	**1.73**	**0.00**	**7.42**	**0.22**	**0.00**	**7.74**	**0.78**	**0.00**	**3.09**	**3.09**	**1.20**	**15.66**	**3.10**

3.0 Construction Detail

Construction Phase

Phase Number	Phase Name	Phase Type	Start Date	End Date	Num Days Week	Num Days	Phase Description
1	Demolition	Demolition	1/4/2021	1/3/2021	5	0	

Acres of Grading (Site Preparation Phase): 0

Acres of Grading (Grading Phase): 0

Acres of Paving: 108.81

Residential Indoor: 0; Residential Outdoor: 0; Non-Residential Indoor: 0; Non-Residential Outdoor: 0; Striped Parking Area: 0 (Architectural Coating – sqft)

OffRoad Equipment

Phase Name	Offroad Equipment Type	Amount	Usage Hours	Horse Power	Load Factor
Demolition	Concrete/Industrial Saws	0	8.00	81	0.73
Demolition	Excavators	0	8.00	158	0.38
Demolition	Rubber Tired Dozers	0	8.00	247	0.40

Trips and VMT

Phase Name	Offroad Equipment Count	Worker Trip Number	Vendor Trip Number	Hauling Trip Number	Worker Trip Length	Vendor Trip Length	Hauling Trip Length	Worker Vehicle Class	Vendor Vehicle Class	Hauling Vehicle Class
Demolition	0	0.00	0.00	0.00	10.80	7.30	20.00	LD_Mix	HDT_Mix	HHDT

3.1 Mitigation Measures Construction

3.2 Demolition - 2021

Unmitigated Construction On-Site

	ROG	NOx	CO	SO2	Fugitive PM10	Exhaust PM10	PM10 Total	Fugitive PM2.5	Exhaust PM2.5	PM2.5 Total	Bio- CO2	NBio- CO2	Total CO2	CH4	N2O	CO2e
Category	lb/day										lb/day					
Off-Road	0.0000	0.0000	0.0000	0.0000	0.0000	0.0000	0.0000	0.0000	0.0000	0.0000	0.0000	0.0000	0.0000	0.0000	0.0000	0.0000
Total	**0.0000**	**0.0000**	**0.0000**	**0.0000**	**0.0000**	**0.0000**	**0.0000**	**0.0000**	**0.0000**	**0.0000**	**0.0000**	**0.0000**	**0.0000**	**0.0000**	**0.0000**	**0.0000**

Unmitigated Construction Off-Site

	ROG	NOx	CO	SO2	Fugitive PM10	Exhaust PM10	PM10 Total	Fugitive PM2.5	Exhaust PM2.5	PM2.5 Total	Bio- CO2	NBio- CO2	Total CO2	CH4	N2O	CO2e
Category	lb/day										lb/day					
Hauling	0.0000	0.0000	0.0000	0.0000	0.0000	0.0000	0.0000	0.0000	0.0000	0.0000	0.0000	0.0000	0.0000	0.0000	0.0000	0.0000
Vendor	0.0000	0.0000	0.0000	0.0000	0.0000	0.0000	0.0000	0.0000	0.0000	0.0000	0.0000	0.0000	0.0000	0.0000	0.0000	0.0000
Worker	0.0000	0.0000	0.0000	0.0000	0.0000	0.0000	0.0000	0.0000	0.0000	0.0000	0.0000	0.0000	0.0000	0.0000	0.0000	0.0000
Total	**0.0000**	**0.0000**	**0.0000**	**0.0000**	**0.0000**	**0.0000**	**0.0000**	**0.0000**	**0.0000**	**0.0000**	**0.0000**	**0.0000**	**0.0000**	**0.0000**	**0.0000**	**0.0000**

3.2 Demolition - 2021

Mitigated Construction On-Site

	ROG	NOx	CO	SO2	Fugitive PM10	Exhaust PM10	PM10 Total	Fugitive PM2.5	Exhaust PM2.5	PM2.5 Total	Bio- CO2	NBio- CO2	Total CO2	CH4	N2O	CO2e
Category	lb/day										lb/day					
Off-Road	0.0000	0.0000	0.0000	0.0000	0.0000	0.0000	0.0000	0.0000	0.0000	0.0000	0.0000	0.0000	0.0000	0.0000	0.0000	0.0000
Total	**0.0000**	**0.0000**	**0.0000**	**0.0000**	**0.0000**	**0.0000**	**0.0000**	**0.0000**	**0.0000**	**0.0000**	**0.0000**	**0.0000**	**0.0000**	**0.0000**	**0.0000**	**0.0000**

Mitigated Construction Off-Site

	ROG	NOx	CO	SO2	Fugitive PM10	Exhaust PM10	PM10 Total	Fugitive PM2.5	Exhaust PM2.5	PM2.5 Total	Bio- CO2	NBio- CO2	Total CO2	CH4	N2O	CO2e
Category	lb/day										lb/day					
Hauling	0.0000	0.0000	0.0000	0.0000	0.0000	0.0000	0.0000	0.0000	0.0000	0.0000	0.0000	0.0000	0.0000	0.0000	0.0000	0.0000
Vendor	0.0000	0.0000	0.0000	0.0000	0.0000	0.0000	0.0000	0.0000	0.0000	0.0000	0.0000	0.0000	0.0000	0.0000	0.0000	0.0000
Worker	0.0000	0.0000	0.0000	0.0000	0.0000	0.0000	0.0000	0.0000	0.0000	0.0000	0.0000	0.0000	0.0000	0.0000	0.0000	0.0000
Total	**0.0000**	**0.0000**	**0.0000**	**0.0000**	**0.0000**	**0.0000**	**0.0000**	**0.0000**	**0.0000**	**0.0000**	**0.0000**	**0.0000**	**0.0000**	**0.0000**	**0.0000**	**0.0000**

4.0 Operational Detail - Mobile

4.1 Mitigation Measures Mobile

	ROG	NOx	CO	SO2	Fugitive PM10	Exhaust PM10	PM10 Total	Fugitive PM2.5	Exhaust PM2.5	PM2.5 Total	Bio- CO2	NBio- CO2	Total CO2	CH4	N2O	CO2e
Category	lb/day										lb/day					
Mitigated	25.6921	20.3177	213.6235	0.5984	68.7815	0.3419	69.1234	18.2332	0.3150	18.5482		60,630.7214	60,630.7214	2.1940		60,685.5720
Unmitigated	25.6921	20.3177	213.6235	0.5984	68.7815	0.3419	69.1234	18.2332	0.3150	18.5482		60,630.7214	60,630.7214	2.1940		60,685.5720

4.2 Trip Summary Information

	Average Daily Trip Rate			Unmitigated	Mitigated
Land Use	Weekday	Saturday	Sunday	Annual VMT	Annual VMT
General Light Industry	5,396.05	2,164.37	5438.26	17,083,953	17,083,953
Other Asphalt Surfaces	0.00	0.00	0.00		
Other Non-Asphalt Surfaces	0.00	0.00	0.00		
Parking Lot	0.00	0.00	0.00		
Unrefrigerated Warehouse-No Rail	4,134.06	4,134.06	4134.06	14,295,596	14,295,596
Total	9,530.12	6,298.44	9,572.32	31,379,549	31,379,549

4.3 Trip Type Information

	Miles			Trip %			Trip Purpose %		
Land Use	H-W or C-W	H-S or C-C	H-O or C-NW	H-W or C-W	H-S or C-C	H-O or C-NW	Primary	Diverted	Pass-by
General Light Industry	9.50	7.30	7.30	100.00	0.00	0.00	100	0	0
Other Asphalt Surfaces	9.50	7.30	7.30	0.00	0.00	0.00	0	0	0
Other Non-Asphalt Surfaces	9.50	7.30	7.30	0.00	0.00	0.00	0	0	0
Parking Lot	9.50	7.30	7.30	0.00	0.00	0.00	0	0	0
Unrefrigerated Warehouse-No	9.50	7.30	7.30	100.00	0.00	0.00	100	0	0

4.4 Fleet Mix

Land Use	LDA	LDT1	LDT2	MDV	LHD1	LHD2	MHD	HHD	OBUS	UBUS	MCY	SBUS	MH
General Light Industry	0.620600	0.041900	0.202700	0.134800	0.000000	0.000000	0.000000	0.000000	0.000000	0.000000	0.000000	0.000000	0.000000
Other Asphalt Surfaces	0.549952	0.037123	0.179649	0.119457	0.017229	0.005267	0.017877	0.062669	0.001348	0.001607	0.006000	0.000812	0.001010
Other Non-Asphalt Surfaces	0.549952	0.037123	0.179649	0.119457	0.017229	0.005267	0.017877	0.062669	0.001348	0.001607	0.006000	0.000812	0.001010
Parking Lot	0.549952	0.037123	0.179649	0.119457	0.017229	0.005267	0.017877	0.062669	0.001348	0.001607	0.006000	0.000812	0.001010
Unrefrigerated Warehouse-No Rail	0.620600	0.041900	0.202700	0.134800	0.000000	0.000000	0.000000	0.000000	0.000000	0.000000	0.000000	0.000000	0.000000

5.0 Energy Detail

Historical Energy Use: N

5.1 Mitigation Measures Energy

Exceed Title 24

	ROG	NOx	CO	SO2	Fugitive PM10	Exhaust PM10	PM10 Total	Fugitive PM2.5	Exhaust PM2.5	PM2.5 Total	Bio- CO2	NBio- CO2	Total CO2	CH4	N2O	CO2e
Category	lb/day										lb/day					
NaturalGas Mitigated	1.2398	11.2704	9.4671	0.0676		0.8566	0.8566		0.8566	0.8566		13,524.4927	13,524.4927	0.2592	0.2480	13,604.8620
NaturalGas Unmitigated	1.4700	13.3637	11.2255	0.0802		1.0156	1.0156		1.0156	1.0156		16,036.4835	16,036.4835	0.3074	0.2940	16,131.7803

5.2 Energy by Land Use - NaturalGas

Unmitigated

	NaturalGas Use	ROG	NOx	CO	SO2	Fugitive PM10	Exhaust PM10	PM10 Total	Fugitive PM2.5	Exhaust PM2.5	PM2.5 Total	Bio- CO2	NBio- CO2	Total CO2	CH4	N2O	CO2e
Land Use	kBTU/yr	lb/day										lb/day					
General Light Industry	123175	1.3284	12.0760	10.1439	0.0725		0.9178	0.9178		0.9178	0.9178		14,491.2312	14,491.2312	0.2778	0.2657	14,577.3453
Other Asphalt Surfaces	0	0.0000	0.0000	0.0000	0.0000		0.0000	0.0000		0.0000	0.0000		0.0000	0.0000	0.0000	0.0000	0.0000
Other Non-Asphalt Surfaces	0	0.0000	0.0000	0.0000	0.0000		0.0000	0.0000		0.0000	0.0000		0.0000	0.0000	0.0000	0.0000	0.0000
Parking Lot	0	0.0000	0.0000	0.0000	0.0000		0.0000	0.0000		0.0000	0.0000		0.0000	0.0000	0.0000	0.0000	0.0000
Unrefrigerated Warehouse-No Rail	13134.6	0.1417	1.2877	1.0817	7.7300e-003		0.0979	0.0979		0.0979	0.0979		1,545.2524	1,545.2524	0.0296	0.0283	1,554.4350
Total		**1.4700**	**13.3637**	**11.2255**	**0.0802**		**1.0157**	**1.0157**		**1.0157**	**1.0157**		**16,036.4835**	**16,036.4835**	**0.3074**	**0.2940**	**16,131.7803**

5.2 Energy by Land Use - NaturalGas

Mitigated

	NaturalGas Use	ROG	NOx	CO	SO2	Fugitive PM10	Exhaust PM10	PM10 Total	Fugitive PM2.5	Exhaust PM2.5	PM2.5 Total	Bio- CO2	NBio- CO2	Total CO2	CH4	N2O	CO2e
Land Use	kBTU/yr	lb/day										lb/day					
General Light Industry	105.706	1.1400	10.3633	8.7052	0.0622		0.7876	0.7876		0.7876	0.7876		12,435.9651	12,435.9651	0.2384	0.2280	12,509.8659
Other Asphalt Surfaces	0	0.0000	0.0000	0.0000	0.0000		0.0000	0.0000		0.0000	0.0000		0.0000	0.0000	0.0000	0.0000	0.0000
Other Non-Asphalt Surfaces	0	0.0000	0.0000	0.0000	0.0000		0.0000	0.0000		0.0000	0.0000		0.0000	0.0000	0.0000	0.0000	0.0000
Parking Lot	0	0.0000	0.0000	0.0000	0.0000		0.0000	0.0000		0.0000	0.0000		0.0000	0.0000	0.0000	0.0000	0.0000
Unrefrigerated Warehouse-No Rail	9.25248	0.0998	0.9071	0.7620	5.4400e-003		0.0689	0.0689		0.0689	0.0689		1,088.5275	1,088.5275	0.0209	0.0200	1,094.9961
Total		**1.2397**	**11.2704**	**9.4672**	**0.0676**		**0.8566**	**0.8566**		**0.8566**	**0.8566**		**13,524.4927**	**13,524.4927**	**0.2592**	**0.2480**	**13,604.8620**

6.0 Area Detail

6.1 Mitigation Measures Area

	ROG	NOx	CO	SO2	Fugitive PM10	Exhaust PM10	PM10 Total	Fugitive PM2.5	Exhaust PM2.5	PM2.5 Total	Bio- CO2	NBio- CO2	Total CO2	CH4	N2O	CO2e
Category	lb/day										lb/day					
Mitigated	106.6056	8.9000e-003	0.9701	7.0000e-005		3.4700e-003	3.4700e-003		3.4700e-003	3.4700e-003		2.0713	2.0713	5.5000e-003		2.2088
Unmitigated	106.6056	8.9000e-003	0.9701	7.0000e-005		3.4700e-003	3.4700e-003		3.4700e-003	3.4700e-003		2.0713	2.0713	5.5000e-003		2.2088

6.2 Area by SubCategory

Unmitigated

	ROG	NOx	CO	SO2	Fugitive PM10	Exhaust PM10	PM10 Total	Fugitive PM2.5	Exhaust PM2.5	PM2.5 Total	Bio- CO2	NBio- CO2	Total CO2	CH4	N2O	CO2e
SubCategory	lb/day										lb/day					
Architectural Coating	24.6838					0.0000	0.0000		0.0000	0.0000			0.0000			0.0000
Consumer Products	81.8312					0.0000	0.0000		0.0000	0.0000			0.0000			0.0000
Landscaping	0.0906	8.9000e-003	0.9701	7.0000e-005		3.4700e-003	3.4700e-003		3.4700e-003	3.4700e-003		2.0713	2.0713	5.5000e-003		2.2088
Total	**106.6056**	**8.9000e-003**	**0.9701**	**7.0000e-005**		**3.4700e-003**	**3.4700e-003**		**3.4700e-003**	**3.4700e-003**		**2.0713**	**2.0713**	**5.5000e-003**		**2.2088**

6.2 Area by SubCategory

Mitigated

	ROG	NOx	CO	SO2	Fugitive PM10	Exhaust PM10	PM10 Total	Fugitive PM2.5	Exhaust PM2.5	PM2.5 Total	Bio- CO2	NBio- CO2	Total CO2	CH4	N2O	CO2e
SubCategory	lb/day										lb/day					
Architectural Coating	24.6838					0.0000	0.0000		0.0000	0.0000			0.0000			0.0000
Consumer Products	81.8312					0.0000	0.0000		0.0000	0.0000			0.0000			0.0000
Landscaping	0.0906	8.9000e-003	0.9701	7.0000e-005		3.4700e-003	3.4700e-003		3.4700e-003	3.4700e-003		2.0713	2.0713	5.5000e-003		2.2088
Total	**106.6056**	**8.9000e-003**	**0.9701**	**7.0000e-005**		**3.4700e-003**	**3.4700e-003**		**3.4700e-003**	**3.4700e-003**		**2.0713**	**2.0713**	**5.5000e-003**		**2.2088**

7.0 Water Detail

7.1 Mitigation Measures Water

Apply Water Conservation Strategy

8.0 Waste Detail

8.1 Mitigation Measures Waste

Institute Recycling and Composting Services

9.0 Operational Offroad

Equipment Type	Number	Hours/Day	Days/Year	Horse Power	Load Factor	Fuel Type
Tractors/Loaders/Backhoes	15	4.00	365	200	0.37	CNG

UnMitigated/Mitigated

	ROG	NOx	CO	SO2	Fugitive PM10	Exhaust PM10	PM10 Total	Fugitive PM2.5	Exhaust PM2.5	PM2.5 Total	Bio- CO2	NBio- CO2	Total CO2	CH4	N2O	CO2e
Equipment Type	lb/day										lb/day					
Tractors/Loaders/Backhoes	2.0500	23.1912	11.6098	0.0476		0.7830	0.7830		0.7203	0.7203		4,606.2019	4,606.2019	1.4897		4,643.4453
Total	**2.0500**	**23.1912**	**11.6098**	**0.0476**		**0.7830**	**0.7830**		**0.7203**	**0.7203**		**4,606.2019**	**4,606.2019**	**1.4897**		**4,643.4453**

10.0 Stationary Equipment

Fire Pumps and Emergency Generators

Equipment Type	Number	Hours/Day	Hours/Year	Horse Power	Load Factor	Fuel Type

Boilers

Equipment Type	Number	Heat Input/Day	Heat Input/Year	Boiler Rating	Fuel Type

User Defined Equipment

Equipment Type	Number

11.0 Vegetation

This page intentionally left blank

APPENDIX 3.4:

CALEEMOD OPERATIONAL EMISSIONS MODEL OUTPUTS (TRUCKS)

Hesperia Commerce Center II (Operations - Trucks)

San Bernardino-Mojave Desert County, Summer

1.0 Project Characteristics

1.1 Land Usage

Land Uses	Size	Metric	Lot Acreage	Floor Surface Area	Population
General Light Industry	1,383.78	1000sqft	31.77	1,383,781.00	0
Unrefrigerated Warehouse-No Rail	2,361.65	1000sqft	54.22	2,361,648.00	0
Other Asphalt Surfaces	3,493.87	1000sqft	80.21	3,493,865.00	0
Other Non-Asphalt Surfaces	594.00	1000sqft	13.64	593,998.00	0
Parking Lot	1,631.00	Space	14.96	652,400.00	0

1.2 Other Project Characteristics

Urbanization	Urban	**Wind Speed (m/s)**	2.6	**Precipitation Freq (Days)**	32
Climate Zone	10			**Operational Year**	2021
Utility Company	Southern California Edison				
CO2 Intensity (lb/MWhr)	515	**CH4 Intensity (lb/MWhr)**	0.029	**N2O Intensity (lb/MWhr)**	0.006

1.3 User Entered Comments & Non-Default Data

Project Characteristics - Estimated intensity factor for total energy delivered by SCE based on the total CO2 emission factors and SB100 requirements for year 2021

Land Use - Total Project Area is 194.80 acres.

Construction Phase - Operations Run Only.

Off-road Equipment - Operations Run Only.

Trips and VMT - Operations Run Only.

Vehicle Trips - Trip Rates based on information provided in the Hesperia Commerce Center II Traffic Impact Analysis by Urban Crossroads, Inc.

Vehicle Emission Factors - EMFAC2017

Vehicle Emission Factors - EMFAC2017

Vehicle Emission Factors - EMFAC2017

Energy Use -

Water And Wastewater - As per the City of Hesperia General Plan Evaluation Water Supply Evalution (2009), the water demand fator for industrial land uses were 3,000 gallons per day per acre (gpd/acre).

Energy Mitigation -

Water Mitigation -

Waste Mitigation -

Operational Off-Road Equipment - Based on SCAQMD High Cube Warehouse Truck Trip Study White Paper Summary of Busniess Survey Results (2014)

Fleet Mix - Truck Fleet Mix estimated by rationing the Trip Rates for each truck type based on information provided in the TIA.

Table Name	Column Name	Default Value	New Value
tblConstructionPhase	NumDays	200.00	0.00
tblFleetMix	HHD	0.06	0.44
tblFleetMix	HHD	0.06	0.79
tblFleetMix	LDA	0.55	0.00
tblFleetMix	LDA	0.55	0.00
tblFleetMix	LDT1	0.04	0.00
tblFleetMix	LDT1	0.04	0.00
tblFleetMix	LDT2	0.18	0.00

tblFleetMix	LDT2	0.18	0.00
tblFleetMix	LHD1	0.02	0.37
tblFleetMix	LHD1	0.02	0.11
tblFleetMix	LHD2	5.2670e-003	0.00
tblFleetMix	LHD2	5.2670e-003	0.00
tblFleetMix	MCY	6.0000e-003	0.00
tblFleetMix	MCY	6.0000e-003	0.00
tblFleetMix	MDV	0.12	0.00
tblFleetMix	MDV	0.12	0.00
tblFleetMix	MH	1.0100e-003	0.00
tblFleetMix	MH	1.0100e-003	0.00
tblFleetMix	MHD	0.02	0.18
tblFleetMix	MHD	0.02	0.11
tblFleetMix	OBUS	1.3480e-003	0.00
tblFleetMix	OBUS	1.3480e-003	0.00
tblFleetMix	SBUS	8.1200e-004	0.00
tblFleetMix	SBUS	8.1200e-004	0.00
tblFleetMix	UBUS	1.6070e-003	0.00
tblFleetMix	UBUS	1.6070e-003	0.00
tblLandUse	LandUseSquareFeet	1,383,780.00	1,383,781.00
tblLandUse	LandUseSquareFeet	2,361,650.00	2,361,648.00
tblLandUse	LandUseSquareFeet	3,493,860.00	3,493,865.00
tblLandUse	LotAcreage	14.68	14.96
tblOffRoadEquipment	OffRoadEquipmentUnitAmount	1.00	0.00
tblOffRoadEquipment	OffRoadEquipmentUnitAmount	3.00	0.00
tblOffRoadEquipment	OffRoadEquipmentUnitAmount	2.00	0.00
tblOperationalOffRoadEquipment	OperDaysPerYear	260.00	365.00

Hesperia Commerce Center II (Operations - Trucks) - San Bernardino-Mojave Desert County, Summer

tblOperationalOffRoadEquipment	OperFuelType	Diesel	CNG
tblOperationalOffRoadEquipment	OperHorsePower	97.00	200.00
tblOperationalOffRoadEquipment	OperHoursPerDay	8.00	4.00
tblOperationalOffRoadEquipment	OperOffRoadEquipmentNumber	0.00	15.00
tblProjectCharacteristics	CO2IntensityFactor	702.44	515
tblVehicleEF	HHD	1.24	0.03
tblVehicleEF	HHD	0.04	2.7731e-003
tblVehicleEF	HHD	0.11	1.1831e-007
tblVehicleEF	HHD	3.46	9.63
tblVehicleEF	HHD	0.58	0.28
tblVehicleEF	HHD	1.92	8.3347e-004
tblVehicleEF	HHD	6,983.95	1,752.04
tblVehicleEF	HHD	1,493.95	1,319.40
tblVehicleEF	HHD	5.71	0.01
tblVehicleEF	HHD	28.07	8.89
tblVehicleEF	HHD	2.87	2.62
tblVehicleEF	HHD	20.20	1.95
tblVehicleEF	HHD	0.01	0.01
tblVehicleEF	HHD	0.06	0.06
tblVehicleEF	HHD	0.04	0.04
tblVehicleEF	HHD	0.01	0.05
tblVehicleEF	HHD	5.5000e-005	4.7619e-007
tblVehicleEF	HHD	0.01	0.01
tblVehicleEF	HHD	0.03	0.03
tblVehicleEF	HHD	8.8820e-003	8.9828e-003
tblVehicleEF	HHD	0.01	0.05
tblVehicleEF	HHD	5.0000e-005	4.3784e-007

tblVehicleEF	HHD	9.3000e-005	2.3640e-006
tblVehicleEF	HHD	3.4490e-003	6.9327e-005
tblVehicleEF	HHD	0.89	0.73
tblVehicleEF	HHD	5.7000e-005	1.2306e-006
tblVehicleEF	HHD	0.09	0.05
tblVehicleEF	HHD	2.4200e-004	3.6754e-004
tblVehicleEF	HHD	0.06	6.0841e-007
tblVehicleEF	HHD	0.07	0.02
tblVehicleEF	HHD	0.01	0.01
tblVehicleEF	HHD	8.9000e-005	1.1607e-007
tblVehicleEF	HHD	9.3000e-005	2.3640e-006
tblVehicleEF	HHD	3.4490e-003	6.9327e-005
tblVehicleEF	HHD	1.02	0.83
tblVehicleEF	HHD	5.7000e-005	1.2306e-006
tblVehicleEF	HHD	0.13	0.06
tblVehicleEF	HHD	2.4200e-004	3.6754e-004
tblVehicleEF	HHD	0.07	6.6614e-007
tblVehicleEF	HHD	1.17	0.04
tblVehicleEF	HHD	0.04	2.7743e-003
tblVehicleEF	HHD	0.11	1.1083e-007
tblVehicleEF	HHD	2.52	9.45
tblVehicleEF	HHD	0.58	0.28
tblVehicleEF	HHD	1.80	7.6782e-004
tblVehicleEF	HHD	7,395.94	1,740.61
tblVehicleEF	HHD	1,493.95	1,319.40
tblVehicleEF	HHD	5.71	0.01
tblVehicleEF	HHD	28.97	8.56

tblVehicleEF	HHD	2.70	2.46
tblVehicleEF	HHD	20.19	1.95
tblVehicleEF	HHD	0.01	0.01
tblVehicleEF	HHD	0.06	0.06
tblVehicleEF	HHD	0.04	0.04
tblVehicleEF	HHD	0.01	0.05
tblVehicleEF	HHD	5.5000e-005	4.7619e-007
tblVehicleEF	HHD	0.01	0.01
tblVehicleEF	HHD	0.03	0.03
tblVehicleEF	HHD	8.8820e-003	8.9828e-003
tblVehicleEF	HHD	0.01	0.05
tblVehicleEF	HHD	5.0000e-005	4.3784e-007
tblVehicleEF	HHD	1.8400e-004	5.6532e-006
tblVehicleEF	HHD	3.9090e-003	8.7762e-005
tblVehicleEF	HHD	0.84	0.76
tblVehicleEF	HHD	1.2900e-004	4.0334e-006
tblVehicleEF	HHD	0.09	0.05
tblVehicleEF	HHD	2.4800e-004	3.8408e-004
tblVehicleEF	HHD	0.06	5.7228e-007
tblVehicleEF	HHD	0.07	0.02
tblVehicleEF	HHD	0.01	0.01
tblVehicleEF	HHD	8.7000e-005	1.1504e-007
tblVehicleEF	HHD	1.8400e-004	5.6532e-006
tblVehicleEF	HHD	3.9090e-003	8.7762e-005
tblVehicleEF	HHD	0.97	0.87
tblVehicleEF	HHD	1.2900e-004	4.0334e-006
tblVehicleEF	HHD	0.13	0.06

tblVehicleEF	HHD	2.4800e-004	3.8408e-004
tblVehicleEF	HHD	0.06	6.2657e-007
tblVehicleEF	HHD	1.34	0.03
tblVehicleEF	HHD	0.04	2.4809e-003
tblVehicleEF	HHD	0.11	1.1631e-007
tblVehicleEF	HHD	4.76	9.88
tblVehicleEF	HHD	0.58	0.28
tblVehicleEF	HHD	1.89	8.1027e-004
tblVehicleEF	HHD	6,415.00	1,767.74
tblVehicleEF	HHD	1,493.95	1,319.16
tblVehicleEF	HHD	5.71	0.01
tblVehicleEF	HHD	26.84	9.34
tblVehicleEF	HHD	2.83	2.58
tblVehicleEF	HHD	20.20	1.95
tblVehicleEF	HHD	0.02	0.01
tblVehicleEF	HHD	0.06	0.06
tblVehicleEF	HHD	0.04	0.04
tblVehicleEF	HHD	0.01	0.05
tblVehicleEF	HHD	5.5000e-005	4.7619e-007
tblVehicleEF	HHD	0.02	0.01
tblVehicleEF	HHD	0.03	0.03
tblVehicleEF	HHD	8.8820e-003	8.9822e-003
tblVehicleEF	HHD	0.01	0.05
tblVehicleEF	HHD	5.0000e-005	4.3784e-007
tblVehicleEF	HHD	9.4000e-005	2.7344e-006
tblVehicleEF	HHD	3.7830e-003	8.4410e-005
tblVehicleEF	HHD	0.96	0.68

tblVehicleEF	HHD	5.6000e-005	1.1093e-006
tblVehicleEF	HHD	0.09	0.05
tblVehicleEF	HHD	2.5900e-004	3.8293e-004
tblVehicleEF	HHD	0.06	5.9854e-007
tblVehicleEF	HHD	0.06	0.02
tblVehicleEF	HHD	0.01	0.01
tblVehicleEF	HHD	8.9000e-005	1.1571e-007
tblVehicleEF	HHD	9.4000e-005	2.7344e-006
tblVehicleEF	HHD	3.7830e-003	8.4410e-005
tblVehicleEF	HHD	1.10	0.78
tblVehicleEF	HHD	5.6000e-005	1.1093e-006
tblVehicleEF	HHD	0.13	0.06
tblVehicleEF	HHD	2.5900e-004	3.8293e-004
tblVehicleEF	HHD	0.07	6.5533e-007
tblVehicleEF	LDA	4.6640e-003	2.6749e-003
tblVehicleEF	LDA	6.4640e-003	0.06
tblVehicleEF	LDA	0.62	0.67
tblVehicleEF	LDA	1.32	2.30
tblVehicleEF	LDA	261.85	266.85
tblVehicleEF	LDA	59.28	55.75
tblVehicleEF	LDA	0.06	0.05
tblVehicleEF	LDA	0.09	0.21
tblVehicleEF	LDA	0.04	0.04
tblVehicleEF	LDA	8.0000e-003	8.0000e-003
tblVehicleEF	LDA	1.7130e-003	1.4183e-003
tblVehicleEF	LDA	2.3020e-003	1.9604e-003
tblVehicleEF	LDA	0.02	0.02

tblVehicleEF	LDA	2.0000e-003	2.0000e-003
tblVehicleEF	LDA	1.5790e-003	1.3072e-003
tblVehicleEF	LDA	2.1170e-003	1.8026e-003
tblVehicleEF	LDA	0.05	0.07
tblVehicleEF	LDA	0.11	0.11
tblVehicleEF	LDA	0.04	0.05
tblVehicleEF	LDA	0.01	0.01
tblVehicleEF	LDA	0.04	0.23
tblVehicleEF	LDA	0.09	0.26
tblVehicleEF	LDA	2.6230e-003	2.6339e-003
tblVehicleEF	LDA	6.1500e-004	5.5041e-004
tblVehicleEF	LDA	0.05	0.07
tblVehicleEF	LDA	0.11	0.11
tblVehicleEF	LDA	0.04	0.05
tblVehicleEF	LDA	0.02	0.02
tblVehicleEF	LDA	0.04	0.23
tblVehicleEF	LDA	0.10	0.29
tblVehicleEF	LDA	5.3170e-003	3.1454e-003
tblVehicleEF	LDA	5.3900e-003	0.05
tblVehicleEF	LDA	0.76	0.85
tblVehicleEF	LDA	1.10	1.87
tblVehicleEF	LDA	286.52	295.36
tblVehicleEF	LDA	59.28	54.91
tblVehicleEF	LDA	0.05	0.04
tblVehicleEF	LDA	0.08	0.19
tblVehicleEF	LDA	0.04	0.04
tblVehicleEF	LDA	8.0000e-003	8.0000e-003

tblVehicleEF	LDA	1.7130e-003	1.4183e-003
tblVehicleEF	LDA	2.3020e-003	1.9604e-003
tblVehicleEF	LDA	0.02	0.02
tblVehicleEF	LDA	2.0000e-003	2.0000e-003
tblVehicleEF	LDA	1.5790e-003	1.3072e-003
tblVehicleEF	LDA	2.1170e-003	1.8026e-003
tblVehicleEF	LDA	0.10	0.16
tblVehicleEF	LDA	0.13	0.14
tblVehicleEF	LDA	0.08	0.13
tblVehicleEF	LDA	0.01	0.01
tblVehicleEF	LDA	0.04	0.23
tblVehicleEF	LDA	0.07	0.21
tblVehicleEF	LDA	2.8710e-003	2.9154e-003
tblVehicleEF	LDA	6.1100e-004	5.4218e-004
tblVehicleEF	LDA	0.10	0.16
tblVehicleEF	LDA	0.13	0.14
tblVehicleEF	LDA	0.08	0.13
tblVehicleEF	LDA	0.02	0.02
tblVehicleEF	LDA	0.04	0.23
tblVehicleEF	LDA	0.08	0.23
tblVehicleEF	LDA	4.5320e-003	2.5905e-003
tblVehicleEF	LDA	6.4200e-003	0.06
tblVehicleEF	LDA	0.58	0.62
tblVehicleEF	LDA	1.30	2.20
tblVehicleEF	LDA	256.02	258.48
tblVehicleEF	LDA	59.28	55.58
tblVehicleEF	LDA	0.05	0.04

tblVehicleEF	LDA	0.09	0.20
tblVehicleEF	LDA	0.04	0.04
tblVehicleEF	LDA	8.0000e-003	8.0000e-003
tblVehicleEF	LDA	1.7130e-003	1.4183e-003
tblVehicleEF	LDA	2.3020e-003	1.9604e-003
tblVehicleEF	LDA	0.02	0.02
tblVehicleEF	LDA	2.0000e-003	2.0000e-003
tblVehicleEF	LDA	1.5790e-003	1.3072e-003
tblVehicleEF	LDA	2.1170e-003	1.8026e-003
tblVehicleEF	LDA	0.05	0.07
tblVehicleEF	LDA	0.12	0.13
tblVehicleEF	LDA	0.03	0.05
tblVehicleEF	LDA	0.01	0.01
tblVehicleEF	LDA	0.04	0.26
tblVehicleEF	LDA	0.09	0.26
tblVehicleEF	LDA	2.5640e-003	2.5512e-003
tblVehicleEF	LDA	6.1500e-004	5.4871e-004
tblVehicleEF	LDA	0.05	0.07
tblVehicleEF	LDA	0.12	0.13
tblVehicleEF	LDA	0.03	0.05
tblVehicleEF	LDA	0.02	0.01
tblVehicleEF	LDA	0.04	0.26
tblVehicleEF	LDA	0.09	0.28
tblVehicleEF	LDT1	0.02	7.3485e-003
tblVehicleEF	LDT1	0.02	0.10
tblVehicleEF	LDT1	1.71	1.50
tblVehicleEF	LDT1	4.02	2.62

tblVehicleEF	LDT1	323.73	316.00
tblVehicleEF	LDT1	72.77	67.91
tblVehicleEF	LDT1	0.18	0.15
tblVehicleEF	LDT1	0.24	0.33
tblVehicleEF	LDT1	0.04	0.04
tblVehicleEF	LDT1	8.0000e-003	8.0000e-003
tblVehicleEF	LDT1	2.8630e-003	2.1814e-003
tblVehicleEF	LDT1	3.8930e-003	3.1178e-003
tblVehicleEF	LDT1	0.02	0.02
tblVehicleEF	LDT1	2.0000e-003	2.0000e-003
tblVehicleEF	LDT1	2.6370e-003	2.0076e-003
tblVehicleEF	LDT1	3.5800e-003	2.8671e-003
tblVehicleEF	LDT1	0.19	0.21
tblVehicleEF	LDT1	0.36	0.29
tblVehicleEF	LDT1	0.13	0.14
tblVehicleEF	LDT1	0.04	0.03
tblVehicleEF	LDT1	0.21	0.98
tblVehicleEF	LDT1	0.29	0.50
tblVehicleEF	LDT1	3.2600e-003	3.1199e-003
tblVehicleEF	LDT1	7.9900e-004	6.7045e-004
tblVehicleEF	LDT1	0.19	0.21
tblVehicleEF	LDT1	0.36	0.29
tblVehicleEF	LDT1	0.13	0.14
tblVehicleEF	LDT1	0.06	0.05
tblVehicleEF	LDT1	0.21	0.98
tblVehicleEF	LDT1	0.31	0.55
tblVehicleEF	LDT1	0.02	8.5438e-003

tblVehicleEF	LDT1	0.02	0.08
tblVehicleEF	LDT1	2.05	1.86
tblVehicleEF	LDT1	3.30	2.13
tblVehicleEF	LDT1	352.65	345.58
tblVehicleEF	LDT1	72.77	66.80
tblVehicleEF	LDT1	0.16	0.14
tblVehicleEF	LDT1	0.22	0.31
tblVehicleEF	LDT1	0.04	0.04
tblVehicleEF	LDT1	8.0000e-003	8.0000e-003
tblVehicleEF	LDT1	2.8630e-003	2.1814e-003
tblVehicleEF	LDT1	3.8930e-003	3.1178e-003
tblVehicleEF	LDT1	0.02	0.02
tblVehicleEF	LDT1	2.0000e-003	2.0000e-003
tblVehicleEF	LDT1	2.6370e-003	2.0076e-003
tblVehicleEF	LDT1	3.5800e-003	2.8671e-003
tblVehicleEF	LDT1	0.40	0.49
tblVehicleEF	LDT1	0.44	0.39
tblVehicleEF	LDT1	0.29	0.37
tblVehicleEF	LDT1	0.04	0.04
tblVehicleEF	LDT1	0.21	1.00
tblVehicleEF	LDT1	0.24	0.41
tblVehicleEF	LDT1	3.5540e-003	3.4119e-003
tblVehicleEF	LDT1	7.8600e-004	6.5955e-004
tblVehicleEF	LDT1	0.40	0.49
tblVehicleEF	LDT1	0.44	0.39
tblVehicleEF	LDT1	0.29	0.37
tblVehicleEF	LDT1	0.06	0.06

tblVehicleEF	LDT1	0.21	1.00
tblVehicleEF	LDT1	0.26	0.44
tblVehicleEF	LDT1	0.01	7.1250e-003
tblVehicleEF	LDT1	0.02	0.09
tblVehicleEF	LDT1	1.62	1.39
tblVehicleEF	LDT1	3.95	2.51
tblVehicleEF	LDT1	316.91	307.32
tblVehicleEF	LDT1	72.77	67.68
tblVehicleEF	LDT1	0.17	0.14
tblVehicleEF	LDT1	0.24	0.32
tblVehicleEF	LDT1	0.04	0.04
tblVehicleEF	LDT1	8.0000e-003	8.0000e-003
tblVehicleEF	LDT1	2.8630e-003	2.1814e-003
tblVehicleEF	LDT1	3.8930e-003	3.1178e-003
tblVehicleEF	LDT1	0.02	0.02
tblVehicleEF	LDT1	2.0000e-003	2.0000e-003
tblVehicleEF	LDT1	2.6370e-003	2.0076e-003
tblVehicleEF	LDT1	3.5800e-003	2.8671e-003
tblVehicleEF	LDT1	0.20	0.24
tblVehicleEF	LDT1	0.41	0.34
tblVehicleEF	LDT1	0.12	0.13
tblVehicleEF	LDT1	0.04	0.03
tblVehicleEF	LDT1	0.25	1.16
tblVehicleEF	LDT1	0.28	0.49
tblVehicleEF	LDT1	3.1900e-003	3.0341e-003
tblVehicleEF	LDT1	7.9800e-004	6.6824e-004
tblVehicleEF	LDT1	0.20	0.24

tblVehicleEF	LDT1	0.41	0.34
tblVehicleEF	LDT1	0.12	0.13
tblVehicleEF	LDT1	0.05	0.05
tblVehicleEF	LDT1	0.25	1.16
tblVehicleEF	LDT1	0.31	0.53
tblVehicleEF	LDT2	6.9330e-003	4.6236e-003
tblVehicleEF	LDT2	9.2890e-003	0.08
tblVehicleEF	LDT2	0.85	1.02
tblVehicleEF	LDT2	1.85	3.00
tblVehicleEF	LDT2	363.70	341.92
tblVehicleEF	LDT2	81.97	73.81
tblVehicleEF	LDT2	0.10	0.11
tblVehicleEF	LDT2	0.16	0.36
tblVehicleEF	LDT2	0.04	0.04
tblVehicleEF	LDT2	8.0000e-003	8.0000e-003
tblVehicleEF	LDT2	1.7370e-003	1.4805e-003
tblVehicleEF	LDT2	2.4180e-003	2.0856e-003
tblVehicleEF	LDT2	0.02	0.02
tblVehicleEF	LDT2	2.0000e-003	2.0000e-003
tblVehicleEF	LDT2	1.5980e-003	1.3625e-003
tblVehicleEF	LDT2	2.2230e-003	1.9178e-003
tblVehicleEF	LDT2	0.07	0.12
tblVehicleEF	LDT2	0.13	0.17
tblVehicleEF	LDT2	0.06	0.09
tblVehicleEF	LDT2	0.02	0.02
tblVehicleEF	LDT2	0.07	0.55
tblVehicleEF	LDT2	0.13	0.41

tblVehicleEF	LDT2	3.6440e-003	3.3752e-003
tblVehicleEF	LDT2	8.5100e-004	7.2871e-004
tblVehicleEF	LDT2	0.07	0.12
tblVehicleEF	LDT2	0.13	0.17
tblVehicleEF	LDT2	0.06	0.09
tblVehicleEF	LDT2	0.03	0.03
tblVehicleEF	LDT2	0.07	0.55
tblVehicleEF	LDT2	0.14	0.45
tblVehicleEF	LDT2	7.8730e-003	5.4059e-003
tblVehicleEF	LDT2	7.7350e-003	0.07
tblVehicleEF	LDT2	1.04	1.28
tblVehicleEF	LDT2	1.53	2.43
tblVehicleEF	LDT2	397.09	371.16
tblVehicleEF	LDT2	81.97	72.66
tblVehicleEF	LDT2	0.09	0.10
tblVehicleEF	LDT2	0.15	0.33
tblVehicleEF	LDT2	0.04	0.04
tblVehicleEF	LDT2	8.0000e-003	8.0000e-003
tblVehicleEF	LDT2	1.7370e-003	1.4805e-003
tblVehicleEF	LDT2	2.4180e-003	2.0856e-003
tblVehicleEF	LDT2	0.02	0.02
tblVehicleEF	LDT2	2.0000e-003	2.0000e-003
tblVehicleEF	LDT2	1.5980e-003	1.3625e-003
tblVehicleEF	LDT2	2.2230e-003	1.9178e-003
tblVehicleEF	LDT2	0.14	0.26
tblVehicleEF	LDT2	0.16	0.21
tblVehicleEF	LDT2	0.12	0.22

tblVehicleEF	LDT2	0.02	0.02
tblVehicleEF	LDT2	0.07	0.55
tblVehicleEF	LDT2	0.10	0.33
tblVehicleEF	LDT2	3.9810e-003	3.6638e-003
tblVehicleEF	LDT2	8.4600e-004	7.1735e-004
tblVehicleEF	LDT2	0.14	0.26
tblVehicleEF	LDT2	0.16	0.21
tblVehicleEF	LDT2	0.12	0.22
tblVehicleEF	LDT2	0.03	0.03
tblVehicleEF	LDT2	0.07	0.55
tblVehicleEF	LDT2	0.11	0.36
tblVehicleEF	LDT2	6.7430e-003	4.4829e-003
tblVehicleEF	LDT2	9.2200e-003	0.08
tblVehicleEF	LDT2	0.81	0.94
tblVehicleEF	LDT2	1.82	2.87
tblVehicleEF	LDT2	355.82	333.34
tblVehicleEF	LDT2	81.97	73.58
tblVehicleEF	LDT2	0.09	0.10
tblVehicleEF	LDT2	0.16	0.35
tblVehicleEF	LDT2	0.04	0.04
tblVehicleEF	LDT2	8.0000e-003	8.0000e-003
tblVehicleEF	LDT2	1.7370e-003	1.4805e-003
tblVehicleEF	LDT2	2.4180e-003	2.0856e-003
tblVehicleEF	LDT2	0.02	0.02
tblVehicleEF	LDT2	2.0000e-003	2.0000e-003
tblVehicleEF	LDT2	1.5980e-003	1.3625e-003
tblVehicleEF	LDT2	2.2230e-003	1.9178e-003

tblVehicleEF	LDT2	0.07	0.12
tblVehicleEF	LDT2	0.15	0.19
tblVehicleEF	LDT2	0.05	0.08
tblVehicleEF	LDT2	0.02	0.02
tblVehicleEF	LDT2	0.08	0.64
tblVehicleEF	LDT2	0.12	0.40
tblVehicleEF	LDT2	3.5650e-003	3.2904e-003
tblVehicleEF	LDT2	8.5100e-004	7.2645e-004
tblVehicleEF	LDT2	0.07	0.12
tblVehicleEF	LDT2	0.15	0.19
tblVehicleEF	LDT2	0.05	0.08
tblVehicleEF	LDT2	0.02	0.03
tblVehicleEF	LDT2	0.08	0.64
tblVehicleEF	LDT2	0.14	0.44
tblVehicleEF	LHD1	5.4860e-003	4.7002e-003
tblVehicleEF	LHD1	0.01	7.6648e-003
tblVehicleEF	LHD1	0.02	0.02
tblVehicleEF	LHD1	0.15	0.17
tblVehicleEF	LHD1	1.16	1.15
tblVehicleEF	LHD1	2.77	1.07
tblVehicleEF	LHD1	9.23	9.52
tblVehicleEF	LHD1	614.92	651.43
tblVehicleEF	LHD1	30.92	10.46
tblVehicleEF	LHD1	0.09	0.09
tblVehicleEF	LHD1	2.26	2.05
tblVehicleEF	LHD1	1.02	0.30
tblVehicleEF	LHD1	9.6600e-004	1.0218e-003

tblVehicleEF	LHD1	0.08	0.08
tblVehicleEF	LHD1	0.01	0.01
tblVehicleEF	LHD1	0.02	0.01
tblVehicleEF	LHD1	1.0070e-003	2.7998e-004
tblVehicleEF	LHD1	9.2400e-004	9.7761e-004
tblVehicleEF	LHD1	0.03	0.03
tblVehicleEF	LHD1	2.5280e-003	2.5167e-003
tblVehicleEF	LHD1	0.01	0.01
tblVehicleEF	LHD1	9.2600e-004	2.5743e-004
tblVehicleEF	LHD1	3.7970e-003	3.4939e-003
tblVehicleEF	LHD1	0.11	0.10
tblVehicleEF	LHD1	0.02	0.02
tblVehicleEF	LHD1	1.8480e-003	1.5523e-003
tblVehicleEF	LHD1	0.09	0.08
tblVehicleEF	LHD1	0.35	0.67
tblVehicleEF	LHD1	0.29	0.08
tblVehicleEF	LHD1	9.2000e-005	9.2012e-005
tblVehicleEF	LHD1	6.0360e-003	6.3337e-003
tblVehicleEF	LHD1	3.6200e-004	1.0351e-004
tblVehicleEF	LHD1	3.7970e-003	3.4939e-003
tblVehicleEF	LHD1	0.11	0.10
tblVehicleEF	LHD1	0.02	0.03
tblVehicleEF	LHD1	1.8480e-003	1.5523e-003
tblVehicleEF	LHD1	0.11	0.10
tblVehicleEF	LHD1	0.35	0.67
tblVehicleEF	LHD1	0.31	0.09
tblVehicleEF	LHD1	5.4860e-003	4.7187e-003

tblVehicleEF	LHD1	0.01	7.8854e-003
tblVehicleEF	LHD1	0.02	0.02
tblVehicleEF	LHD1	0.15	0.17
tblVehicleEF	LHD1	1.18	1.17
tblVehicleEF	LHD1	2.58	0.99
tblVehicleEF	LHD1	9.23	9.52
tblVehicleEF	LHD1	614.92	651.48
tblVehicleEF	LHD1	30.92	10.31
tblVehicleEF	LHD1	0.09	0.09
tblVehicleEF	LHD1	2.12	1.92
tblVehicleEF	LHD1	0.97	0.29
tblVehicleEF	LHD1	9.6600e-004	1.0218e-003
tblVehicleEF	LHD1	0.08	0.08
tblVehicleEF	LHD1	0.01	0.01
tblVehicleEF	LHD1	0.02	0.01
tblVehicleEF	LHD1	1.0070e-003	2.7998e-004
tblVehicleEF	LHD1	9.2400e-004	9.7761e-004
tblVehicleEF	LHD1	0.03	0.03
tblVehicleEF	LHD1	2.5280e-003	2.5167e-003
tblVehicleEF	LHD1	0.01	0.01
tblVehicleEF	LHD1	9.2600e-004	2.5743e-004
tblVehicleEF	LHD1	7.5090e-003	7.6478e-003
tblVehicleEF	LHD1	0.13	0.12
tblVehicleEF	LHD1	0.02	0.02
tblVehicleEF	LHD1	4.2150e-003	4.3187e-003
tblVehicleEF	LHD1	0.09	0.08
tblVehicleEF	LHD1	0.35	0.68

tblVehicleEF	LHD1	0.27	0.08
tblVehicleEF	LHD1	9.2000e-005	9.2012e-005
tblVehicleEF	LHD1	6.0370e-003	6.3342e-003
tblVehicleEF	LHD1	3.5800e-004	1.0204e-004
tblVehicleEF	LHD1	7.5090e-003	7.6478e-003
tblVehicleEF	LHD1	0.13	0.12
tblVehicleEF	LHD1	0.02	0.03
tblVehicleEF	LHD1	4.2150e-003	4.3187e-003
tblVehicleEF	LHD1	0.11	0.10
tblVehicleEF	LHD1	0.35	0.68
tblVehicleEF	LHD1	0.30	0.09
tblVehicleEF	LHD1	5.4860e-003	4.7053e-003
tblVehicleEF	LHD1	0.01	7.6945e-003
tblVehicleEF	LHD1	0.02	0.02
tblVehicleEF	LHD1	0.15	0.17
tblVehicleEF	LHD1	1.16	1.15
tblVehicleEF	LHD1	2.72	1.04
tblVehicleEF	LHD1	9.23	9.52
tblVehicleEF	LHD1	614.92	651.44
tblVehicleEF	LHD1	30.92	10.41
tblVehicleEF	LHD1	0.09	0.09
tblVehicleEF	LHD1	2.22	2.02
tblVehicleEF	LHD1	1.00	0.30
tblVehicleEF	LHD1	9.6600e-004	1.0218e-003
tblVehicleEF	LHD1	0.08	0.08
tblVehicleEF	LHD1	0.01	0.01
tblVehicleEF	LHD1	0.02	0.01

tblVehicleEF	LHD1	1.0070e-003	2.7998e-004
tblVehicleEF	LHD1	9.2400e-004	9.7761e-004
tblVehicleEF	LHD1	0.03	0.03
tblVehicleEF	LHD1	2.5280e-003	2.5167e-003
tblVehicleEF	LHD1	0.01	0.01
tblVehicleEF	LHD1	9.2600e-004	2.5743e-004
tblVehicleEF	LHD1	4.1760e-003	4.1507e-003
tblVehicleEF	LHD1	0.13	0.12
tblVehicleEF	LHD1	0.02	0.02
tblVehicleEF	LHD1	1.8200e-003	1.4654e-003
tblVehicleEF	LHD1	0.09	0.08
tblVehicleEF	LHD1	0.38	0.72
tblVehicleEF	LHD1	0.28	0.08
tblVehicleEF	LHD1	9.2000e-005	9.2012e-005
tblVehicleEF	LHD1	6.0360e-003	6.3337e-003
tblVehicleEF	LHD1	3.6100e-004	1.0302e-004
tblVehicleEF	LHD1	4.1760e-003	4.1507e-003
tblVehicleEF	LHD1	0.13	0.12
tblVehicleEF	LHD1	0.02	0.03
tblVehicleEF	LHD1	1.8200e-003	1.4654e-003
tblVehicleEF	LHD1	0.11	0.10
tblVehicleEF	LHD1	0.38	0.72
tblVehicleEF	LHD1	0.31	0.09
tblVehicleEF	LHD2	3.8190e-003	2.8844e-003
tblVehicleEF	LHD2	5.2410e-003	4.5860e-003
tblVehicleEF	LHD2	9.1660e-003	8.8630e-003
tblVehicleEF	LHD2	0.12	0.13

tblVehicleEF	LHD2	0.55	0.69
tblVehicleEF	LHD2	1.29	0.55
tblVehicleEF	LHD2	14.32	15.17
tblVehicleEF	LHD2	614.63	635.50
tblVehicleEF	LHD2	24.89	6.65
tblVehicleEF	LHD2	0.12	0.13
tblVehicleEF	LHD2	1.69	2.20
tblVehicleEF	LHD2	0.56	0.17
tblVehicleEF	LHD2	1.3030e-003	1.5156e-003
tblVehicleEF	LHD2	0.09	0.09
tblVehicleEF	LHD2	0.01	0.01
tblVehicleEF	LHD2	0.01	0.02
tblVehicleEF	LHD2	4.2500e-004	1.1847e-004
tblVehicleEF	LHD2	1.2470e-003	1.4501e-003
tblVehicleEF	LHD2	0.04	0.04
tblVehicleEF	LHD2	2.6810e-003	2.7391e-003
tblVehicleEF	LHD2	0.01	0.02
tblVehicleEF	LHD2	3.9100e-004	1.0893e-004
tblVehicleEF	LHD2	1.4000e-003	1.4389e-003
tblVehicleEF	LHD2	0.04	0.04
tblVehicleEF	LHD2	0.01	0.02
tblVehicleEF	LHD2	7.3800e-004	6.7034e-004
tblVehicleEF	LHD2	0.06	0.07
tblVehicleEF	LHD2	0.10	0.27
tblVehicleEF	LHD2	0.12	0.04
tblVehicleEF	LHD2	1.4000e-004	1.4471e-004
tblVehicleEF	LHD2	5.9810e-003	6.1158e-003

tblVehicleEF	LHD2	2.7300e-004	6.5763e-005
tblVehicleEF	LHD2	1.4000e-003	1.4389e-003
tblVehicleEF	LHD2	0.04	0.04
tblVehicleEF	LHD2	0.02	0.02
tblVehicleEF	LHD2	7.3800e-004	6.7034e-004
tblVehicleEF	LHD2	0.07	0.09
tblVehicleEF	LHD2	0.10	0.27
tblVehicleEF	LHD2	0.14	0.05
tblVehicleEF	LHD2	3.8190e-003	2.8953e-003
tblVehicleEF	LHD2	5.3190e-003	4.6415e-003
tblVehicleEF	LHD2	8.7380e-003	8.3742e-003
tblVehicleEF	LHD2	0.12	0.13
tblVehicleEF	LHD2	0.56	0.70
tblVehicleEF	LHD2	1.21	0.51
tblVehicleEF	LHD2	14.32	15.17
tblVehicleEF	LHD2	614.63	635.52
tblVehicleEF	LHD2	24.89	6.57
tblVehicleEF	LHD2	0.12	0.13
tblVehicleEF	LHD2	1.59	2.07
tblVehicleEF	LHD2	0.54	0.16
tblVehicleEF	LHD2	1.3030e-003	1.5156e-003
tblVehicleEF	LHD2	0.09	0.09
tblVehicleEF	LHD2	0.01	0.01
tblVehicleEF	LHD2	0.01	0.02
tblVehicleEF	LHD2	4.2500e-004	1.1847e-004
tblVehicleEF	LHD2	1.2470e-003	1.4501e-003
tblVehicleEF	LHD2	0.04	0.04

tblVehicleEF	LHD2	2.6810e-003	2.7391e-003
tblVehicleEF	LHD2	0.01	0.02
tblVehicleEF	LHD2	3.9100e-004	1.0893e-004
tblVehicleEF	LHD2	2.7070e-003	3.1227e-003
tblVehicleEF	LHD2	0.05	0.05
tblVehicleEF	LHD2	0.01	0.02
tblVehicleEF	LHD2	1.6130e-003	1.8398e-003
tblVehicleEF	LHD2	0.06	0.07
tblVehicleEF	LHD2	0.10	0.28
tblVehicleEF	LHD2	0.12	0.04
tblVehicleEF	LHD2	1.4000e-004	1.4471e-004
tblVehicleEF	LHD2	5.9810e-003	6.1159e-003
tblVehicleEF	LHD2	2.7100e-004	6.5012e-005
tblVehicleEF	LHD2	2.7070e-003	3.1227e-003
tblVehicleEF	LHD2	0.05	0.05
tblVehicleEF	LHD2	0.02	0.02
tblVehicleEF	LHD2	1.6130e-003	1.8398e-003
tblVehicleEF	LHD2	0.07	0.09
tblVehicleEF	LHD2	0.10	0.28
tblVehicleEF	LHD2	0.13	0.05
tblVehicleEF	LHD2	3.8190e-003	2.8873e-003
tblVehicleEF	LHD2	5.2490e-003	4.5947e-003
tblVehicleEF	LHD2	9.0820e-003	8.7354e-003
tblVehicleEF	LHD2	0.12	0.13
tblVehicleEF	LHD2	0.55	0.69
tblVehicleEF	LHD2	1.27	0.54
tblVehicleEF	LHD2	14.32	15.17

tblVehicleEF	LHD2	614.63	635.51
tblVehicleEF	LHD2	24.89	6.62
tblVehicleEF	LHD2	0.12	0.13
tblVehicleEF	LHD2	1.67	2.17
tblVehicleEF	LHD2	0.55	0.17
tblVehicleEF	LHD2	1.3030e-003	1.5156e-003
tblVehicleEF	LHD2	0.09	0.09
tblVehicleEF	LHD2	0.01	0.01
tblVehicleEF	LHD2	0.01	0.02
tblVehicleEF	LHD2	4.2500e-004	1.1847e-004
tblVehicleEF	LHD2	1.2470e-003	1.4501e-003
tblVehicleEF	LHD2	0.04	0.04
tblVehicleEF	LHD2	2.6810e-003	2.7391e-003
tblVehicleEF	LHD2	0.01	0.02
tblVehicleEF	LHD2	3.9100e-004	1.0893e-004
tblVehicleEF	LHD2	1.4600e-003	1.6416e-003
tblVehicleEF	LHD2	0.05	0.05
tblVehicleEF	LHD2	0.01	0.02
tblVehicleEF	LHD2	7.2300e-004	6.2170e-004
tblVehicleEF	LHD2	0.06	0.07
tblVehicleEF	LHD2	0.10	0.29
tblVehicleEF	LHD2	0.12	0.04
tblVehicleEF	LHD2	1.4000e-004	1.4471e-004
tblVehicleEF	LHD2	5.9810e-003	6.1158e-003
tblVehicleEF	LHD2	2.7200e-004	6.5519e-005
tblVehicleEF	LHD2	1.4600e-003	1.6416e-003
tblVehicleEF	LHD2	0.05	0.05

tblVehicleEF	LHD2	0.02	0.02
tblVehicleEF	LHD2	7.2300e-004	6.2170e-004
tblVehicleEF	LHD2	0.07	0.09
tblVehicleEF	LHD2	0.10	0.29
tblVehicleEF	LHD2	0.13	0.05
tblVehicleEF	MCY	0.42	0.33
tblVehicleEF	MCY	0.16	0.27
tblVehicleEF	MCY	21.02	22.01
tblVehicleEF	MCY	9.91	8.98
tblVehicleEF	MCY	167.12	210.64
tblVehicleEF	MCY	46.87	62.81
tblVehicleEF	MCY	1.17	1.19
tblVehicleEF	MCY	0.31	0.27
tblVehicleEF	MCY	0.01	0.01
tblVehicleEF	MCY	4.0000e-003	4.0000e-003
tblVehicleEF	MCY	1.8190e-003	1.7184e-003
tblVehicleEF	MCY	3.7460e-003	3.2085e-003
tblVehicleEF	MCY	5.0400e-003	5.0400e-003
tblVehicleEF	MCY	1.0000e-003	1.0000e-003
tblVehicleEF	MCY	1.7050e-003	1.6112e-003
tblVehicleEF	MCY	3.5370e-003	3.0299e-003
tblVehicleEF	MCY	1.45	1.46
tblVehicleEF	MCY	0.85	0.88
tblVehicleEF	MCY	0.80	0.82
tblVehicleEF	MCY	2.26	2.21
tblVehicleEF	MCY	0.50	2.24
tblVehicleEF	MCY	2.17	1.99

tblVehicleEF	MCY	2.0790e-003	2.0845e-003
tblVehicleEF	MCY	6.9500e-004	6.2156e-004
tblVehicleEF	MCY	1.45	1.46
tblVehicleEF	MCY	0.85	0.88
tblVehicleEF	MCY	0.80	0.82
tblVehicleEF	MCY	2.76	2.69
tblVehicleEF	MCY	0.50	2.24
tblVehicleEF	MCY	2.37	2.16
tblVehicleEF	MCY	0.41	0.32
tblVehicleEF	MCY	0.14	0.22
tblVehicleEF	MCY	21.14	22.21
tblVehicleEF	MCY	9.06	8.04
tblVehicleEF	MCY	167.12	210.71
tblVehicleEF	MCY	46.87	60.21
tblVehicleEF	MCY	0.99	1.00
tblVehicleEF	MCY	0.29	0.25
tblVehicleEF	MCY	0.01	0.01
tblVehicleEF	MCY	4.0000e-003	4.0000e-003
tblVehicleEF	MCY	1.8190e-003	1.7184e-003
tblVehicleEF	MCY	3.7460e-003	3.2085e-003
tblVehicleEF	MCY	5.0400e-003	5.0400e-003
tblVehicleEF	MCY	1.0000e-003	1.0000e-003
tblVehicleEF	MCY	1.7050e-003	1.6112e-003
tblVehicleEF	MCY	3.5370e-003	3.0299e-003
tblVehicleEF	MCY	3.14	3.54
tblVehicleEF	MCY	1.28	1.46
tblVehicleEF	MCY	2.14	2.53

tblVehicleEF	MCY	2.19	2.14
tblVehicleEF	MCY	0.50	2.25
tblVehicleEF	MCY	1.87	1.65
tblVehicleEF	MCY	2.0790e-003	2.0851e-003
tblVehicleEF	MCY	6.7100e-004	5.9584e-004
tblVehicleEF	MCY	3.14	3.54
tblVehicleEF	MCY	1.28	1.46
tblVehicleEF	MCY	2.14	2.53
tblVehicleEF	MCY	2.69	2.61
tblVehicleEF	MCY	0.50	2.25
tblVehicleEF	MCY	2.03	1.80
tblVehicleEF	MCY	0.42	0.32
tblVehicleEF	MCY	0.15	0.25
tblVehicleEF	MCY	20.06	20.78
tblVehicleEF	MCY	9.53	8.40
tblVehicleEF	MCY	167.12	208.52
tblVehicleEF	MCY	46.87	61.47
tblVehicleEF	MCY	1.13	1.14
tblVehicleEF	MCY	0.31	0.26
tblVehicleEF	MCY	0.01	0.01
tblVehicleEF	MCY	4.0000e-003	4.0000e-003
tblVehicleEF	MCY	1.8190e-003	1.7184e-003
tblVehicleEF	MCY	3.7460e-003	3.2085e-003
tblVehicleEF	MCY	5.0400e-003	5.0400e-003
tblVehicleEF	MCY	1.0000e-003	1.0000e-003
tblVehicleEF	MCY	1.7050e-003	1.6112e-003
tblVehicleEF	MCY	3.5370e-003	3.0299e-003

tblVehicleEF	MCY	1.71	1.84
tblVehicleEF	MCY	1.14	1.19
tblVehicleEF	MCY	0.72	0.67
tblVehicleEF	MCY	2.22	2.16
tblVehicleEF	MCY	0.57	2.54
tblVehicleEF	MCY	2.10	1.86
tblVehicleEF	MCY	2.0630e-003	2.0635e-003
tblVehicleEF	MCY	6.8600e-004	6.0833e-004
tblVehicleEF	MCY	1.71	1.84
tblVehicleEF	MCY	1.14	1.19
tblVehicleEF	MCY	0.72	0.67
tblVehicleEF	MCY	2.71	2.63
tblVehicleEF	MCY	0.57	2.54
tblVehicleEF	MCY	2.28	2.02
tblVehicleEF	MDV	0.01	6.7807e-003
tblVehicleEF	MDV	0.02	0.10
tblVehicleEF	MDV	1.55	1.37
tblVehicleEF	MDV	3.59	3.68
tblVehicleEF	MDV	498.66	425.57
tblVehicleEF	MDV	110.76	90.69
tblVehicleEF	MDV	0.20	0.16
tblVehicleEF	MDV	0.36	0.44
tblVehicleEF	MDV	0.04	0.04
tblVehicleEF	MDV	8.0000e-003	8.0000e-003
tblVehicleEF	MDV	1.8680e-003	1.6562e-003
tblVehicleEF	MDV	2.5890e-003	2.2357e-003
tblVehicleEF	MDV	0.02	0.02

tblVehicleEF	MDV	2.0000e-003	2.0000e-003
tblVehicleEF	MDV	1.7240e-003	1.5301e-003
tblVehicleEF	MDV	2.3820e-003	2.0580e-003
tblVehicleEF	MDV	0.10	0.13
tblVehicleEF	MDV	0.21	0.19
tblVehicleEF	MDV	0.09	0.11
tblVehicleEF	MDV	0.04	0.03
tblVehicleEF	MDV	0.11	0.56
tblVehicleEF	MDV	0.28	0.52
tblVehicleEF	MDV	5.0000e-003	4.1982e-003
tblVehicleEF	MDV	1.1710e-003	8.9536e-004
tblVehicleEF	MDV	0.10	0.13
tblVehicleEF	MDV	0.21	0.19
tblVehicleEF	MDV	0.09	0.11
tblVehicleEF	MDV	0.05	0.04
tblVehicleEF	MDV	0.11	0.56
tblVehicleEF	MDV	0.31	0.57
tblVehicleEF	MDV	0.02	7.8195e-003
tblVehicleEF	MDV	0.02	0.08
tblVehicleEF	MDV	1.87	1.69
tblVehicleEF	MDV	2.99	2.99
tblVehicleEF	MDV	542.90	456.91
tblVehicleEF	MDV	110.76	89.27
tblVehicleEF	MDV	0.18	0.14
tblVehicleEF	MDV	0.33	0.41
tblVehicleEF	MDV	0.04	0.04
tblVehicleEF	MDV	8.0000e-003	8.0000e-003

tblVehicleEF	MDV	1.8680e-003	1.6562e-003
tblVehicleEF	MDV	2.5890e-003	2.2357e-003
tblVehicleEF	MDV	0.02	0.02
tblVehicleEF	MDV	2.0000e-003	2.0000e-003
tblVehicleEF	MDV	1.7240e-003	1.5301e-003
tblVehicleEF	MDV	2.3820e-003	2.0580e-003
tblVehicleEF	MDV	0.21	0.29
tblVehicleEF	MDV	0.24	0.23
tblVehicleEF	MDV	0.18	0.26
tblVehicleEF	MDV	0.04	0.04
tblVehicleEF	MDV	0.11	0.57
tblVehicleEF	MDV	0.24	0.43
tblVehicleEF	MDV	5.4470e-003	4.5076e-003
tblVehicleEF	MDV	1.1600e-003	8.8141e-004
tblVehicleEF	MDV	0.21	0.29
tblVehicleEF	MDV	0.24	0.23
tblVehicleEF	MDV	0.18	0.26
tblVehicleEF	MDV	0.06	0.05
tblVehicleEF	MDV	0.11	0.57
tblVehicleEF	MDV	0.26	0.47
tblVehicleEF	MDV	0.01	6.5501e-003
tblVehicleEF	MDV	0.02	0.10
tblVehicleEF	MDV	1.47	1.27
tblVehicleEF	MDV	3.53	3.52
tblVehicleEF	MDV	488.33	416.35
tblVehicleEF	MDV	110.76	90.40
tblVehicleEF	MDV	0.19	0.15

tblVehicleEF	MDV	0.35	0.43
tblVehicleEF	MDV	0.04	0.04
tblVehicleEF	MDV	8.0000e-003	8.0000e-003
tblVehicleEF	MDV	1.8680e-003	1.6562e-003
tblVehicleEF	MDV	2.5890e-003	2.2357e-003
tblVehicleEF	MDV	0.02	0.02
tblVehicleEF	MDV	2.0000e-003	2.0000e-003
tblVehicleEF	MDV	1.7240e-003	1.5301e-003
tblVehicleEF	MDV	2.3820e-003	2.0580e-003
tblVehicleEF	MDV	0.10	0.13
tblVehicleEF	MDV	0.23	0.20
tblVehicleEF	MDV	0.08	0.10
tblVehicleEF	MDV	0.04	0.03
tblVehicleEF	MDV	0.13	0.65
tblVehicleEF	MDV	0.28	0.51
tblVehicleEF	MDV	4.8960e-003	4.1071e-003
tblVehicleEF	MDV	1.1700e-003	8.9248e-004
tblVehicleEF	MDV	0.10	0.13
tblVehicleEF	MDV	0.23	0.20
tblVehicleEF	MDV	0.08	0.10
tblVehicleEF	MDV	0.05	0.04
tblVehicleEF	MDV	0.13	0.65
tblVehicleEF	MDV	0.31	0.56
tblVehicleEF	MH	0.04	4.0644e-003
tblVehicleEF	MH	0.03	0.00
tblVehicleEF	MH	3.60	0.38
tblVehicleEF	MH	6.96	0.00

tblVehicleEF	MH	1,048.28	936.22
tblVehicleEF	MH	59.91	0.00
tblVehicleEF	MH	1.64	5.05
tblVehicleEF	MH	0.95	0.00
tblVehicleEF	MH	0.13	0.13
tblVehicleEF	MH	0.01	0.02
tblVehicleEF	MH	0.04	0.19
tblVehicleEF	MH	1.2510e-003	0.00
tblVehicleEF	MH	0.06	0.06
tblVehicleEF	MH	3.2210e-003	4.0000e-003
tblVehicleEF	MH	0.04	0.18
tblVehicleEF	MH	1.1500e-003	0.00
tblVehicleEF	MH	1.56	0.00
tblVehicleEF	MH	0.09	0.00
tblVehicleEF	MH	0.54	0.00
tblVehicleEF	MH	0.12	0.09
tblVehicleEF	MH	0.03	0.00
tblVehicleEF	MH	0.40	0.00
tblVehicleEF	MH	0.01	8.8506e-003
tblVehicleEF	MH	7.2000e-004	0.00
tblVehicleEF	MH	1.56	0.00
tblVehicleEF	MH	0.09	0.00
tblVehicleEF	MH	0.54	0.00
tblVehicleEF	MH	0.17	0.10
tblVehicleEF	MH	0.03	0.00
tblVehicleEF	MH	0.44	0.00
tblVehicleEF	MH	0.04	4.0644e-003

tblVehicleEF	MH	0.03	0.00
tblVehicleEF	MH	3.74	0.38
tblVehicleEF	MH	6.31	0.00
tblVehicleEF	MH	1,048.28	936.22
tblVehicleEF	MH	59.91	0.00
tblVehicleEF	MH	1.50	4.73
tblVehicleEF	MH	0.90	0.00
tblVehicleEF	MH	0.13	0.13
tblVehicleEF	MH	0.01	0.02
tblVehicleEF	MH	0.04	0.19
tblVehicleEF	MH	1.2510e-003	0.00
tblVehicleEF	MH	0.06	0.06
tblVehicleEF	MH	3.2210e-003	4.0000e-003
tblVehicleEF	MH	0.04	0.18
tblVehicleEF	MH	1.1500e-003	0.00
tblVehicleEF	MH	3.12	0.00
tblVehicleEF	MH	0.11	0.00
tblVehicleEF	MH	1.30	0.00
tblVehicleEF	MH	0.12	0.09
tblVehicleEF	MH	0.03	0.00
tblVehicleEF	MH	0.37	0.00
tblVehicleEF	MH	0.01	8.8506e-003
tblVehicleEF	MH	7.0900e-004	0.00
tblVehicleEF	MH	3.12	0.00
tblVehicleEF	MH	0.11	0.00
tblVehicleEF	MH	1.30	0.00
tblVehicleEF	MH	0.17	0.10

tblVehicleEF	MH	0.03	0.00
tblVehicleEF	MH	0.41	0.00
tblVehicleEF	MH	0.04	4.0644e-003
tblVehicleEF	MH	0.03	0.00
tblVehicleEF	MH	3.61	0.38
tblVehicleEF	MH	6.87	0.00
tblVehicleEF	MH	1,048.28	936.22
tblVehicleEF	MH	59.91	0.00
tblVehicleEF	MH	1.61	4.97
tblVehicleEF	MH	0.94	0.00
tblVehicleEF	MH	0.13	0.13
tblVehicleEF	MH	0.01	0.02
tblVehicleEF	MH	0.04	0.19
tblVehicleEF	MH	1.2510e-003	0.00
tblVehicleEF	MH	0.06	0.06
tblVehicleEF	MH	3.2210e-003	4.0000e-003
tblVehicleEF	MH	0.04	0.18
tblVehicleEF	MH	1.1500e-003	0.00
tblVehicleEF	MH	1.88	0.00
tblVehicleEF	MH	0.12	0.00
tblVehicleEF	MH	0.56	0.00
tblVehicleEF	MH	0.12	0.09
tblVehicleEF	MH	0.03	0.00
tblVehicleEF	MH	0.40	0.00
tblVehicleEF	MH	0.01	8.8506e-003
tblVehicleEF	MH	7.1900e-004	0.00
tblVehicleEF	MH	1.88	0.00

tblVehicleEF	MH	0.12	0.00
tblVehicleEF	MH	0.56	0.00
tblVehicleEF	MH	0.17	0.10
tblVehicleEF	MH	0.03	0.00
tblVehicleEF	MH	0.43	0.00
tblVehicleEF	MHD	0.02	5.4628e-003
tblVehicleEF	MHD	4.1450e-003	6.2249e-003
tblVehicleEF	MHD	0.06	0.02
tblVehicleEF	MHD	0.33	0.44
tblVehicleEF	MHD	0.31	0.67
tblVehicleEF	MHD	6.00	1.87
tblVehicleEF	MHD	155.10	70.79
tblVehicleEF	MHD	1,105.72	1,107.75
tblVehicleEF	MHD	53.92	15.06
tblVehicleEF	MHD	0.63	0.57
tblVehicleEF	MHD	1.08	1.89
tblVehicleEF	MHD	11.74	0.98
tblVehicleEF	MHD	4.3700e-004	1.7551e-003
tblVehicleEF	MHD	0.13	0.13
tblVehicleEF	MHD	0.01	0.01
tblVehicleEF	MHD	5.5780e-003	0.06
tblVehicleEF	MHD	8.2200e-004	1.9575e-004
tblVehicleEF	MHD	4.1800e-004	1.6792e-003
tblVehicleEF	MHD	0.06	0.06
tblVehicleEF	MHD	3.0000e-003	3.0000e-003
tblVehicleEF	MHD	5.3330e-003	0.06
tblVehicleEF	MHD	7.5600e-004	1.7998e-004

tblVehicleEF	MHD	1.4330e-003	1.2037e-003
tblVehicleEF	MHD	0.05	0.04
tblVehicleEF	MHD	0.02	0.03
tblVehicleEF	MHD	7.1400e-004	5.5776e-004
tblVehicleEF	MHD	0.04	0.08
tblVehicleEF	MHD	0.02	0.20
tblVehicleEF	MHD	0.36	0.08
tblVehicleEF	MHD	1.4910e-003	6.7339e-004
tblVehicleEF	MHD	0.01	0.01
tblVehicleEF	MHD	6.4400e-004	1.4901e-004
tblVehicleEF	MHD	1.4330e-003	1.2037e-003
tblVehicleEF	MHD	0.05	0.04
tblVehicleEF	MHD	0.03	0.04
tblVehicleEF	MHD	7.1400e-004	5.5776e-004
tblVehicleEF	MHD	0.05	0.09
tblVehicleEF	MHD	0.02	0.20
tblVehicleEF	MHD	0.40	0.09
tblVehicleEF	MHD	0.02	5.1738e-003
tblVehicleEF	MHD	4.2290e-003	6.3499e-003
tblVehicleEF	MHD	0.05	0.02
tblVehicleEF	MHD	0.24	0.35
tblVehicleEF	MHD	0.32	0.68
tblVehicleEF	MHD	5.61	1.72
tblVehicleEF	MHD	164.29	72.16
tblVehicleEF	MHD	1,105.72	1,107.78
tblVehicleEF	MHD	53.92	14.81
tblVehicleEF	MHD	0.65	0.57

tblVehicleEF	MHD	1.01	1.76
tblVehicleEF	MHD	11.70	0.97
tblVehicleEF	MHD	3.6900e-004	1.4820e-003
tblVehicleEF	MHD	0.13	0.13
tblVehicleEF	MHD	0.01	0.01
tblVehicleEF	MHD	5.5780e-003	0.06
tblVehicleEF	MHD	8.2200e-004	1.9575e-004
tblVehicleEF	MHD	3.5300e-004	1.4178e-003
tblVehicleEF	MHD	0.06	0.06
tblVehicleEF	MHD	3.0000e-003	3.0000e-003
tblVehicleEF	MHD	5.3330e-003	0.06
tblVehicleEF	MHD	7.5600e-004	1.7998e-004
tblVehicleEF	MHD	2.8480e-003	2.6688e-003
tblVehicleEF	MHD	0.05	0.05
tblVehicleEF	MHD	0.02	0.03
tblVehicleEF	MHD	1.6690e-003	1.6086e-003
tblVehicleEF	MHD	0.04	0.08
tblVehicleEF	MHD	0.02	0.21
tblVehicleEF	MHD	0.35	0.08
tblVehicleEF	MHD	1.5770e-003	6.8659e-004
tblVehicleEF	MHD	0.01	0.01
tblVehicleEF	MHD	6.3800e-004	1.4652e-004
tblVehicleEF	MHD	2.8480e-003	2.6688e-003
tblVehicleEF	MHD	0.05	0.05
tblVehicleEF	MHD	0.03	0.03
tblVehicleEF	MHD	1.6690e-003	1.6086e-003
tblVehicleEF	MHD	0.05	0.10

tblVehicleEF	MHD	0.02	0.21
tblVehicleEF	MHD	0.38	0.09
tblVehicleEF	MHD	0.02	5.8908e-003
tblVehicleEF	MHD	4.1530e-003	6.2416e-003
tblVehicleEF	MHD	0.06	0.02
tblVehicleEF	MHD	0.46	0.57
tblVehicleEF	MHD	0.31	0.67
tblVehicleEF	MHD	5.90	1.82
tblVehicleEF	MHD	142.41	68.88
tblVehicleEF	MHD	1,105.72	1,107.76
tblVehicleEF	MHD	53.92	14.97
tblVehicleEF	MHD	0.60	0.56
tblVehicleEF	MHD	1.06	1.85
tblVehicleEF	MHD	11.73	0.98
tblVehicleEF	MHD	5.3200e-004	2.1323e-003
tblVehicleEF	MHD	0.13	0.13
tblVehicleEF	MHD	0.01	0.01
tblVehicleEF	MHD	5.5780e-003	0.06
tblVehicleEF	MHD	8.2200e-004	1.9575e-004
tblVehicleEF	MHD	5.0900e-004	2.0401e-003
tblVehicleEF	MHD	0.06	0.06
tblVehicleEF	MHD	3.0000e-003	3.0000e-003
tblVehicleEF	MHD	5.3330e-003	0.06
tblVehicleEF	MHD	7.5600e-004	1.7998e-004
tblVehicleEF	MHD	1.5800e-003	1.4225e-003
tblVehicleEF	MHD	0.05	0.04
tblVehicleEF	MHD	0.03	0.03

tblVehicleEF	MHD	7.0500e-004	5.1800e-004
tblVehicleEF	MHD	0.04	0.08
tblVehicleEF	MHD	0.02	0.22
tblVehicleEF	MHD	0.36	0.08
tblVehicleEF	MHD	1.3710e-003	6.5509e-004
tblVehicleEF	MHD	0.01	0.01
tblVehicleEF	MHD	6.4300e-004	1.4813e-004
tblVehicleEF	MHD	1.5800e-003	1.4225e-003
tblVehicleEF	MHD	0.05	0.04
tblVehicleEF	MHD	0.04	0.04
tblVehicleEF	MHD	7.0500e-004	5.1800e-004
tblVehicleEF	MHD	0.05	0.09
tblVehicleEF	MHD	0.02	0.22
tblVehicleEF	MHD	0.39	0.09
tblVehicleEF	OBUS	0.01	9.8281e-003
tblVehicleEF	OBUS	0.01	0.01
tblVehicleEF	OBUS	0.03	0.03
tblVehicleEF	OBUS	0.27	0.43
tblVehicleEF	OBUS	0.73	1.52
tblVehicleEF	OBUS	6.67	3.30
tblVehicleEF	OBUS	70.21	51.97
tblVehicleEF	OBUS	1,126.32	1,610.98
tblVehicleEF	OBUS	71.08	24.56
tblVehicleEF	OBUS	0.32	0.26
tblVehicleEF	OBUS	1.10	1.20
tblVehicleEF	OBUS	1.97	0.47
tblVehicleEF	OBUS	1.1300e-004	1.0316e-003

tblVehicleEF	OBUS	0.13	0.13
tblVehicleEF	OBUS	0.01	0.01
tblVehicleEF	OBUS	5.4210e-003	0.02
tblVehicleEF	OBUS	9.1200e-004	2.4731e-004
tblVehicleEF	OBUS	1.0800e-004	9.8700e-004
tblVehicleEF	OBUS	0.06	0.06
tblVehicleEF	OBUS	3.0000e-003	3.0000e-003
tblVehicleEF	OBUS	5.1650e-003	0.02
tblVehicleEF	OBUS	8.3900e-004	2.2739e-004
tblVehicleEF	OBUS	2.2350e-003	3.0916e-003
tblVehicleEF	OBUS	0.02	0.03
tblVehicleEF	OBUS	0.04	0.05
tblVehicleEF	OBUS	9.4600e-004	1.1802e-003
tblVehicleEF	OBUS	0.05	0.08
tblVehicleEF	OBUS	0.05	0.35
tblVehicleEF	OBUS	0.41	0.16
tblVehicleEF	OBUS	6.8200e-004	4.9868e-004
tblVehicleEF	OBUS	0.01	0.02
tblVehicleEF	OBUS	8.2800e-004	2.4302e-004
tblVehicleEF	OBUS	2.2350e-003	3.0916e-003
tblVehicleEF	OBUS	0.02	0.03
tblVehicleEF	OBUS	0.05	0.07
tblVehicleEF	OBUS	9.4600e-004	1.1802e-003
tblVehicleEF	OBUS	0.06	0.11
tblVehicleEF	OBUS	0.05	0.35
tblVehicleEF	OBUS	0.45	0.17
tblVehicleEF	OBUS	0.01	9.8612e-003

tblVehicleEF	OBUS	0.01	0.01
tblVehicleEF	OBUS	0.03	0.03
tblVehicleEF	OBUS	0.26	0.41
tblVehicleEF	OBUS	0.75	1.57
tblVehicleEF	OBUS	6.11	2.97
tblVehicleEF	OBUS	73.34	52.23
tblVehicleEF	OBUS	1,126.32	1,611.07
tblVehicleEF	OBUS	71.08	24.00
tblVehicleEF	OBUS	0.33	0.26
tblVehicleEF	OBUS	1.02	1.08
tblVehicleEF	OBUS	1.92	0.45
tblVehicleEF	OBUS	9.5000e-005	8.7177e-004
tblVehicleEF	OBUS	0.13	0.13
tblVehicleEF	OBUS	0.01	0.01
tblVehicleEF	OBUS	5.4210e-003	0.02
tblVehicleEF	OBUS	9.1200e-004	2.4731e-004
tblVehicleEF	OBUS	9.1000e-005	8.3405e-004
tblVehicleEF	OBUS	0.06	0.06
tblVehicleEF	OBUS	3.0000e-003	3.0000e-003
tblVehicleEF	OBUS	5.1650e-003	0.02
tblVehicleEF	OBUS	8.3900e-004	2.2739e-004
tblVehicleEF	OBUS	4.3510e-003	6.6825e-003
tblVehicleEF	OBUS	0.02	0.04
tblVehicleEF	OBUS	0.04	0.05
tblVehicleEF	OBUS	2.1830e-003	3.3478e-003
tblVehicleEF	OBUS	0.05	0.08
tblVehicleEF	OBUS	0.05	0.36

tblVehicleEF	OBUS	0.39	0.15
tblVehicleEF	OBUS	7.1200e-004	5.0115e-004
tblVehicleEF	OBUS	0.01	0.02
tblVehicleEF	OBUS	8.1800e-004	2.3749e-004
tblVehicleEF	OBUS	4.3510e-003	6.6825e-003
tblVehicleEF	OBUS	0.02	0.04
tblVehicleEF	OBUS	0.05	0.07
tblVehicleEF	OBUS	2.1830e-003	3.3478e-003
tblVehicleEF	OBUS	0.07	0.11
tblVehicleEF	OBUS	0.05	0.36
tblVehicleEF	OBUS	0.42	0.16
tblVehicleEF	OBUS	0.01	9.8316e-003
tblVehicleEF	OBUS	0.01	0.01
tblVehicleEF	OBUS	0.03	0.03
tblVehicleEF	OBUS	0.28	0.44
tblVehicleEF	OBUS	0.73	1.53
tblVehicleEF	OBUS	6.62	3.24
tblVehicleEF	OBUS	65.88	51.61
tblVehicleEF	OBUS	1,126.32	1,611.00
tblVehicleEF	OBUS	71.08	24.45
tblVehicleEF	OBUS	0.31	0.26
tblVehicleEF	OBUS	1.08	1.17
tblVehicleEF	OBUS	1.96	0.47
tblVehicleEF	OBUS	1.3700e-004	1.2524e-003
tblVehicleEF	OBUS	0.13	0.13
tblVehicleEF	OBUS	0.01	0.01
tblVehicleEF	OBUS	5.4210e-003	0.02

tblVehicleEF	OBUS	9.1200e-004	2.4731e-004
tblVehicleEF	OBUS	1.3100e-004	1.1982e-003
tblVehicleEF	OBUS	0.06	0.06
tblVehicleEF	OBUS	3.0000e-003	3.0000e-003
tblVehicleEF	OBUS	5.1650e-003	0.02
tblVehicleEF	OBUS	8.3900e-004	2.2739e-004
tblVehicleEF	OBUS	2.3980e-003	3.4748e-003
tblVehicleEF	OBUS	0.02	0.03
tblVehicleEF	OBUS	0.04	0.05
tblVehicleEF	OBUS	9.5900e-004	1.1271e-003
tblVehicleEF	OBUS	0.05	0.08
tblVehicleEF	OBUS	0.05	0.38
tblVehicleEF	OBUS	0.41	0.15
tblVehicleEF	OBUS	6.4100e-004	4.9528e-004
tblVehicleEF	OBUS	0.01	0.02
tblVehicleEF	OBUS	8.2700e-004	2.4194e-004
tblVehicleEF	OBUS	2.3980e-003	3.4748e-003
tblVehicleEF	OBUS	0.02	0.03
tblVehicleEF	OBUS	0.05	0.07
tblVehicleEF	OBUS	9.5900e-004	1.1271e-003
tblVehicleEF	OBUS	0.06	0.11
tblVehicleEF	OBUS	0.05	0.38
tblVehicleEF	OBUS	0.45	0.17
tblVehicleEF	SBUS	0.86	0.01
tblVehicleEF	SBUS	0.01	4.4371e-003
tblVehicleEF	SBUS	0.07	1.1456e-003
tblVehicleEF	SBUS	5.64	1.00

tblVehicleEF	SBUS	0.71	0.28
tblVehicleEF	SBUS	5.49	0.17
tblVehicleEF	SBUS	1,270.71	324.55
tblVehicleEF	SBUS	1,144.20	1,170.32
tblVehicleEF	SBUS	36.06	0.97
tblVehicleEF	SBUS	12.46	3.52
tblVehicleEF	SBUS	5.17	5.16
tblVehicleEF	SBUS	15.23	0.98
tblVehicleEF	SBUS	0.01	3.9578e-003
tblVehicleEF	SBUS	0.74	0.74
tblVehicleEF	SBUS	0.01	0.01
tblVehicleEF	SBUS	0.03	0.03
tblVehicleEF	SBUS	5.0600e-004	1.4411e-005
tblVehicleEF	SBUS	0.01	3.7866e-003
tblVehicleEF	SBUS	0.32	0.32
tblVehicleEF	SBUS	2.7630e-003	2.8815e-003
tblVehicleEF	SBUS	0.03	0.03
tblVehicleEF	SBUS	4.6500e-004	1.3250e-005
tblVehicleEF	SBUS	3.0740e-003	5.7898e-005
tblVehicleEF	SBUS	0.02	2.1608e-004
tblVehicleEF	SBUS	0.68	0.08
tblVehicleEF	SBUS	1.3130e-003	2.1958e-005
tblVehicleEF	SBUS	0.12	0.09
tblVehicleEF	SBUS	0.01	1.7428e-003
tblVehicleEF	SBUS	0.28	6.0115e-003
tblVehicleEF	SBUS	0.01	3.0720e-003
tblVehicleEF	SBUS	0.01	0.01

tblVehicleEF	SBUS	4.5600e-004	9.5621e-006
tblVehicleEF	SBUS	3.0740e-003	5.7898e-005
tblVehicleEF	SBUS	0.02	2.1608e-004
tblVehicleEF	SBUS	0.97	0.11
tblVehicleEF	SBUS	1.3130e-003	2.1958e-005
tblVehicleEF	SBUS	0.14	0.10
tblVehicleEF	SBUS	0.01	1.7428e-003
tblVehicleEF	SBUS	0.31	6.5819e-003
tblVehicleEF	SBUS	0.86	0.01
tblVehicleEF	SBUS	0.01	4.4522e-003
tblVehicleEF	SBUS	0.06	8.8875e-004
tblVehicleEF	SBUS	5.48	0.96
tblVehicleEF	SBUS	0.72	0.28
tblVehicleEF	SBUS	3.76	0.10
tblVehicleEF	SBUS	1,335.64	332.90
tblVehicleEF	SBUS	1,144.20	1,170.32
tblVehicleEF	SBUS	36.06	0.86
tblVehicleEF	SBUS	12.86	3.59
tblVehicleEF	SBUS	4.84	4.82
tblVehicleEF	SBUS	15.20	0.98
tblVehicleEF	SBUS	0.01	3.3452e-003
tblVehicleEF	SBUS	0.74	0.74
tblVehicleEF	SBUS	0.01	0.01
tblVehicleEF	SBUS	0.03	0.03
tblVehicleEF	SBUS	5.0600e-004	1.4411e-005
tblVehicleEF	SBUS	0.01	3.2005e-003
tblVehicleEF	SBUS	0.32	0.32

tblVehicleEF	SBUS	2.7630e-003	2.8815e-003
tblVehicleEF	SBUS	0.03	0.03
tblVehicleEF	SBUS	4.6500e-004	1.3250e-005
tblVehicleEF	SBUS	5.9210e-003	1.3114e-004
tblVehicleEF	SBUS	0.02	3.0235e-004
tblVehicleEF	SBUS	0.67	0.08
tblVehicleEF	SBUS	2.9370e-003	7.4268e-005
tblVehicleEF	SBUS	0.12	0.09
tblVehicleEF	SBUS	9.6420e-003	1.5133e-003
tblVehicleEF	SBUS	0.23	4.6553e-003
tblVehicleEF	SBUS	0.01	3.1509e-003
tblVehicleEF	SBUS	0.01	0.01
tblVehicleEF	SBUS	4.2700e-004	8.5449e-006
tblVehicleEF	SBUS	5.9210e-003	1.3114e-004
tblVehicleEF	SBUS	0.02	3.0235e-004
tblVehicleEF	SBUS	0.96	0.11
tblVehicleEF	SBUS	2.9370e-003	7.4268e-005
tblVehicleEF	SBUS	0.14	0.10
tblVehicleEF	SBUS	9.6420e-003	1.5133e-003
tblVehicleEF	SBUS	0.25	5.0969e-003
tblVehicleEF	SBUS	0.86	0.01
tblVehicleEF	SBUS	0.01	4.4384e-003
tblVehicleEF	SBUS	0.07	1.1307e-003
tblVehicleEF	SBUS	5.85	1.05
tblVehicleEF	SBUS	0.71	0.28
tblVehicleEF	SBUS	5.54	0.16
tblVehicleEF	SBUS	1,181.05	313.01

tblVehicleEF	SBUS	1,144.20	1,170.32
tblVehicleEF	SBUS	36.06	0.95
tblVehicleEF	SBUS	11.91	3.42
tblVehicleEF	SBUS	5.09	5.07
tblVehicleEF	SBUS	15.23	0.98
tblVehicleEF	SBUS	0.02	4.8038e-003
tblVehicleEF	SBUS	0.74	0.74
tblVehicleEF	SBUS	0.01	0.01
tblVehicleEF	SBUS	0.03	0.03
tblVehicleEF	SBUS	5.0600e-004	1.4411e-005
tblVehicleEF	SBUS	0.02	4.5960e-003
tblVehicleEF	SBUS	0.32	0.32
tblVehicleEF	SBUS	2.7630e-003	2.8815e-003
tblVehicleEF	SBUS	0.03	0.03
tblVehicleEF	SBUS	4.6500e-004	1.3250e-005
tblVehicleEF	SBUS	3.2090e-003	7.3226e-005
tblVehicleEF	SBUS	0.02	2.5411e-004
tblVehicleEF	SBUS	0.68	0.08
tblVehicleEF	SBUS	1.2980e-003	1.9839e-005
tblVehicleEF	SBUS	0.12	0.09
tblVehicleEF	SBUS	0.01	2.3232e-003
tblVehicleEF	SBUS	0.29	5.9331e-003
tblVehicleEF	SBUS	0.01	2.9630e-003
tblVehicleEF	SBUS	0.01	0.01
tblVehicleEF	SBUS	4.5600e-004	9.4415e-006
tblVehicleEF	SBUS	3.2090e-003	7.3226e-005
tblVehicleEF	SBUS	0.02	2.5411e-004

tblVehicleEF	SBUS	0.97	0.11
tblVehicleEF	SBUS	1.2980e-003	1.9839e-005
tblVehicleEF	SBUS	0.14	0.10
tblVehicleEF	SBUS	0.01	2.3232e-003
tblVehicleEF	SBUS	0.32	6.4959e-003
tblVehicleEF	UBUS	1.95	3.51
tblVehicleEF	UBUS	0.09	0.04
tblVehicleEF	UBUS	9.79	26.99
tblVehicleEF	UBUS	14.93	2.87
tblVehicleEF	UBUS	1,861.83	1,847.21
tblVehicleEF	UBUS	135.15	32.35
tblVehicleEF	UBUS	6.43	0.39
tblVehicleEF	UBUS	13.77	0.28
tblVehicleEF	UBUS	0.52	0.10
tblVehicleEF	UBUS	0.01	0.02
tblVehicleEF	UBUS	0.07	2.6233e-003
tblVehicleEF	UBUS	1.3790e-003	2.3460e-004
tblVehicleEF	UBUS	0.22	0.04
tblVehicleEF	UBUS	3.0000e-003	5.4849e-003
tblVehicleEF	UBUS	0.07	2.4902e-003
tblVehicleEF	UBUS	1.2680e-003	2.1571e-004
tblVehicleEF	UBUS	8.4220e-003	2.2153e-003
tblVehicleEF	UBUS	0.12	0.02
tblVehicleEF	UBUS	4.0730e-003	8.9013e-004
tblVehicleEF	UBUS	0.66	0.06
tblVehicleEF	UBUS	0.02	0.09
tblVehicleEF	UBUS	1.19	0.16

tblVehicleEF	UBUS	0.01	6.5545e-003
tblVehicleEF	UBUS	1.6230e-003	3.2018e-004
tblVehicleEF	UBUS	8.4220e-003	2.2153e-003
tblVehicleEF	UBUS	0.12	0.02
tblVehicleEF	UBUS	4.0730e-003	8.9013e-004
tblVehicleEF	UBUS	2.68	3.59
tblVehicleEF	UBUS	0.02	0.09
tblVehicleEF	UBUS	1.30	0.18
tblVehicleEF	UBUS	1.95	3.51
tblVehicleEF	UBUS	0.08	0.03
tblVehicleEF	UBUS	9.90	26.99
tblVehicleEF	UBUS	12.23	2.29
tblVehicleEF	UBUS	1,861.83	1,847.22
tblVehicleEF	UBUS	135.15	31.36
tblVehicleEF	UBUS	5.98	0.38
tblVehicleEF	UBUS	13.65	0.26
tblVehicleEF	UBUS	0.52	0.10
tblVehicleEF	UBUS	0.01	0.02
tblVehicleEF	UBUS	0.07	2.6233e-003
tblVehicleEF	UBUS	1.3790e-003	2.3460e-004
tblVehicleEF	UBUS	0.22	0.04
tblVehicleEF	UBUS	3.0000e-003	5.4849e-003
tblVehicleEF	UBUS	0.07	2.4902e-003
tblVehicleEF	UBUS	1.2680e-003	2.1571e-004
tblVehicleEF	UBUS	0.02	4.5597e-003
tblVehicleEF	UBUS	0.15	0.02
tblVehicleEF	UBUS	9.6640e-003	2.5650e-003

tblVehicleEF	UBUS	0.67	0.06
tblVehicleEF	UBUS	0.02	0.09
tblVehicleEF	UBUS	1.06	0.14
tblVehicleEF	UBUS	0.01	6.5546e-003
tblVehicleEF	UBUS	1.5760e-003	3.1037e-004
tblVehicleEF	UBUS	0.02	4.5597e-003
tblVehicleEF	UBUS	0.15	0.02
tblVehicleEF	UBUS	9.6640e-003	2.5650e-003
tblVehicleEF	UBUS	2.69	3.59
tblVehicleEF	UBUS	0.02	0.09
tblVehicleEF	UBUS	1.16	0.16
tblVehicleEF	UBUS	1.95	3.51
tblVehicleEF	UBUS	0.09	0.04
tblVehicleEF	UBUS	9.80	26.99
tblVehicleEF	UBUS	14.43	2.71
tblVehicleEF	UBUS	1,861.83	1,847.22
tblVehicleEF	UBUS	135.15	32.09
tblVehicleEF	UBUS	6.31	0.39
tblVehicleEF	UBUS	13.74	0.28
tblVehicleEF	UBUS	0.52	0.10
tblVehicleEF	UBUS	0.01	0.02
tblVehicleEF	UBUS	0.07	2.6233e-003
tblVehicleEF	UBUS	1.3790e-003	2.3460e-004
tblVehicleEF	UBUS	0.22	0.04
tblVehicleEF	UBUS	3.0000e-003	5.4849e-003
tblVehicleEF	UBUS	0.07	2.4902e-003
tblVehicleEF	UBUS	1.2680e-003	2.1571e-004

tblVehicleEF	UBUS	9.6690e-003	2.4056e-003
tblVehicleEF	UBUS	0.15	0.02
tblVehicleEF	UBUS	4.2700e-003	8.2079e-004
tblVehicleEF	UBUS	0.66	0.06
tblVehicleEF	UBUS	0.03	0.11
tblVehicleEF	UBUS	1.17	0.16
tblVehicleEF	UBUS	0.01	6.5546e-003
tblVehicleEF	UBUS	1.6140e-003	3.1758e-004
tblVehicleEF	UBUS	9.6690e-003	2.4056e-003
tblVehicleEF	UBUS	0.15	0.02
tblVehicleEF	UBUS	4.2700e-003	8.2079e-004
tblVehicleEF	UBUS	2.68	3.59
tblVehicleEF	UBUS	0.03	0.11
tblVehicleEF	UBUS	1.28	0.18
tblVehicleTrips	CC_TTP	28.00	0.00
tblVehicleTrips	CNW_TTP	13.00	0.00
tblVehicleTrips	CNW_TTP	41.00	0.00
tblVehicleTrips	CW_TL	9.50	40.00
tblVehicleTrips	CW_TL	9.50	40.00
tblVehicleTrips	CW_TTP	59.00	100.00
tblVehicleTrips	CW_TTP	59.00	100.00
tblVehicleTrips	DV_TP	5.00	0.00
tblVehicleTrips	DV_TP	5.00	0.00
tblVehicleTrips	PB_TP	3.00	0.00
tblVehicleTrips	PB_TP	3.00	0.00
tblVehicleTrips	PR_TP	92.00	100.00
tblVehicleTrips	PR_TP	92.00	100.00

tblVehicleTrips	ST_TR	1.32	0.43
tblVehicleTrips	ST_TR	1.68	0.38
tblVehicleTrips	SU_TR	0.68	1.07
tblVehicleTrips	SU_TR	1.68	0.38
tblVehicleTrips	WD_TR	6.97	1.06
tblVehicleTrips	WD_TR	1.68	0.38
tblWater	IndoorWaterUseRate	319,999,125.00	0.00
tblWater	IndoorWaterUseRate	546,131,562.50	213,297,953.39

2.0 Emissions Summary

2.1 Overall Construction (Maximum Daily Emission)

Unmitigated Construction

	ROG	NOx	CO	SO2	Fugitive PM10	Exhaust PM10	PM10 Total	Fugitive PM2.5	Exhaust PM2.5	PM2.5 Total	Bio- CO2	NBio- CO2	Total CO2	CH4	N2O	CO2e
Year	lb/day										lb/day					
2021	0.0000	0.0000	0.0000	0.0000	0.0000	0.0000	0.0000	0.0000	0.0000	0.0000	0.0000	0.0000	0.0000	0.0000	0.0000	0.0000
Maximum	**0.0000**	**0.0000**	**0.0000**	**0.0000**	**0.0000**	**0.0000**	**0.0000**	**0.0000**	**0.0000**	**0.0000**	**0.0000**	**0.0000**	**0.0000**	**0.0000**	**0.0000**	**0.0000**

Mitigated Construction

	ROG	NOx	CO	SO2	Fugitive PM10	Exhaust PM10	PM10 Total	Fugitive PM2.5	Exhaust PM2.5	PM2.5 Total	Bio- CO2	NBio- CO2	Total CO2	CH4	N2O	CO2e
Year	lb/day										lb/day					
2021	0.0000	0.0000	0.0000	0.0000	0.0000	0.0000	0.0000	0.0000	0.0000	0.0000	0.0000	0.0000	0.0000	0.0000	0.0000	0.0000
Maximum	**0.0000**	**0.0000**	**0.0000**	**0.0000**	**0.0000**	**0.0000**	**0.0000**	**0.0000**	**0.0000**	**0.0000**	**0.0000**	**0.0000**	**0.0000**	**0.0000**	**0.0000**	**0.0000**

	ROG	**NOx**	**CO**	**SO2**	**Fugitive PM10**	**Exhaust PM10**	**PM10 Total**	**Fugitive PM2.5**	**Exhaust PM2.5**	**PM2.5 Total**	**Bio- CO2**	**NBio-CO2**	**Total CO2**	**CH4**	**N20**	**CO2e**
Percent Reduction	**0.00**	**0.00**	**0.00**	**0.00**	**0.00**	**0.00**	**0.00**	**0.00**	**0.00**	**0.00**	**0.00**	**0.00**	**0.00**	**0.00**	**0.00**	**0.00**

2.2 Overall Operational

Unmitigated Operational

	ROG	NOx	CO	SO2	Fugitive PM10	Exhaust PM10	PM10 Total	Fugitive PM2.5	Exhaust PM2.5	PM2.5 Total	Bio- CO2	NBio- CO2	Total CO2	CH4	N2O	CO2e
Category	lb/day										lb/day					
Area	106.6056	8.9000e-003	0.9701	7.0000e-005		3.4700e-003	3.4700e-003		3.4700e-003	3.4700e-003		2.0713	2.0713	5.5000e-003		2.2088
Energy	1.4700	13.3637	11.2255	0.0802		1.0156	1.0156		1.0156	1.0156		16,036.4835	16,036.4835	0.3074	0.2940	16,131.7803
Mobile	17.4796	493.8516	153.6758	2.2451	83.7981	9.0152	92.8133	23.5076	8.6235	32.1311		235,999.7646	235,999.7646	1.1373		236,028.1979
Offroad	2.0500	23.1912	11.6098	0.0476		0.7830	0.7830		0.7203	0.7203		4,606.2019	4,606.2019	1.4897		4,643.4453
Total	**127.6052**	**530.4154**	**177.4812**	**2.3730**	**83.7981**	**10.8173**	**94.6153**	**23.5076**	**10.3630**	**33.8705**		**256,644.5213**	**256,644.5213**	**2.9399**	**0.2940**	**256,805.6324**

2.2 Overall Operational

Mitigated Operational

	ROG	NOx	CO	SO2	Fugitive PM10	Exhaust PM10	PM10 Total	Fugitive PM2.5	Exhaust PM2.5	PM2.5 Total	Bio- CO2	NBio- CO2	Total CO2	CH4	N2O	CO2e
Category	lb/day										lb/day					
Area	106.6056	8.9000e-003	0.9701	7.0000e-005		3.4700e-003	3.4700e-003		3.4700e-003	3.4700e-003		2.0713	2.0713	5.5000e-003		2.2088
Energy	1.2398	11.2704	9.4671	0.0676		0.8566	0.8566		0.8566	0.8566		13,524.4927	13,524.4927	0.2592	0.2480	13,604.8620
Mobile	17.4796	493.8516	153.6758	2.2451	83.7981	9.0152	92.8133	23.5076	8.6235	32.1311		235,999.7646	235,999.7646	1.1373		236,028.1979
Offroad	2.0500	23.1912	11.6098	0.0476		0.7830	0.7830		0.7203	0.7203		4,606.2019	4,606.2019	1.4897		4,643.4453
Total	**127.3750**	**528.3221**	**175.7228**	**2.3604**	**83.7981**	**10.6582**	**94.4563**	**23.5076**	**10.2039**	**33.7114**		**254,132.5304**	**254,132.5304**	**2.8918**	**0.2480**	**254,278.7140**

	ROG	NOx	CO	SO2	Fugitive PM10	Exhaust PM10	PM10 Total	Fugitive PM2.5	Exhaust PM2.5	PM2.5 Total	Bio- CO2	NBio-CO2	Total CO2	CH4	N20	CO2e
Percent Reduction	**0.18**	**0.39**	**0.99**	**0.53**	**0.00**	**1.47**	**0.17**	**0.00**	**1.54**	**0.47**	**0.00**	**0.98**	**0.98**	**1.64**	**15.66**	**0.98**

3.0 Construction Detail

Construction Phase

Phase Number	Phase Name	Phase Type	Start Date	End Date	Num Days Week	Num Days	Phase Description
1	Demolition	Demolition	1/4/2021	1/3/2021	5	0	

Acres of Grading (Site Preparation Phase): 0

Acres of Grading (Grading Phase): 0

Acres of Paving: 108.81

Residential Indoor: 0; Residential Outdoor: 0; Non-Residential Indoor: 0; Non-Residential Outdoor: 0; Striped Parking Area: 0 (Architectural Coating – sqft)

OffRoad Equipment

Phase Name	Offroad Equipment Type	Amount	Usage Hours	Horse Power	Load Factor
Demolition	Concrete/Industrial Saws	0	8.00	81	0.73
Demolition	Excavators	0	8.00	158	0.38
Demolition	Rubber Tired Dozers	0	8.00	247	0.40

Trips and VMT

Phase Name	Offroad Equipment Count	Worker Trip Number	Vendor Trip Number	Hauling Trip Number	Worker Trip Length	Vendor Trip Length	Hauling Trip Length	Worker Vehicle Class	Vendor Vehicle Class	Hauling Vehicle Class
Demolition	0	0.00	0.00	0.00	10.80	7.30	20.00	LD_Mix	HDT_Mix	HHDT

3.1 Mitigation Measures Construction

3.2 Demolition - 2021

Unmitigated Construction On-Site

	ROG	NOx	CO	SO2	Fugitive PM10	Exhaust PM10	PM10 Total	Fugitive PM2.5	Exhaust PM2.5	PM2.5 Total	Bio- CO2	NBio- CO2	Total CO2	CH4	N2O	CO2e
Category	lb/day										lb/day					
Off-Road	0.0000	0.0000	0.0000	0.0000	0.0000	0.0000	0.0000	0.0000	0.0000	0.0000	0.0000	0.0000	0.0000	0.0000	0.0000	0.0000
Total	**0.0000**	**0.0000**	**0.0000**	**0.0000**	**0.0000**	**0.0000**	**0.0000**	**0.0000**	**0.0000**	**0.0000**	**0.0000**	**0.0000**	**0.0000**	**0.0000**	**0.0000**	**0.0000**

Unmitigated Construction Off-Site

	ROG	NOx	CO	SO2	Fugitive PM10	Exhaust PM10	PM10 Total	Fugitive PM2.5	Exhaust PM2.5	PM2.5 Total	Bio- CO2	NBio- CO2	Total CO2	CH4	N2O	CO2e
Category	lb/day										lb/day					
Hauling	0.0000	0.0000	0.0000	0.0000	0.0000	0.0000	0.0000	0.0000	0.0000	0.0000	0.0000	0.0000	0.0000	0.0000	0.0000	0.0000
Vendor	0.0000	0.0000	0.0000	0.0000	0.0000	0.0000	0.0000	0.0000	0.0000	0.0000	0.0000	0.0000	0.0000	0.0000	0.0000	0.0000
Worker	0.0000	0.0000	0.0000	0.0000	0.0000	0.0000	0.0000	0.0000	0.0000	0.0000	0.0000	0.0000	0.0000	0.0000	0.0000	0.0000
Total	**0.0000**	**0.0000**	**0.0000**	**0.0000**	**0.0000**	**0.0000**	**0.0000**	**0.0000**	**0.0000**	**0.0000**	**0.0000**	**0.0000**	**0.0000**	**0.0000**	**0.0000**	**0.0000**

3.2 Demolition - 2021

Mitigated Construction On-Site

	ROG	NOx	CO	SO2	Fugitive PM10	Exhaust PM10	PM10 Total	Fugitive PM2.5	Exhaust PM2.5	PM2.5 Total	Bio- CO2	NBio- CO2	Total CO2	CH4	N2O	CO2e
Category	lb/day										lb/day					
Off-Road	0.0000	0.0000	0.0000	0.0000	0.0000	0.0000	0.0000	0.0000	0.0000	0.0000	0.0000	0.0000	0.0000	0.0000	0.0000	0.0000
Total	**0.0000**	**0.0000**	**0.0000**	**0.0000**	**0.0000**	**0.0000**	**0.0000**	**0.0000**	**0.0000**	**0.0000**	**0.0000**	**0.0000**	**0.0000**	**0.0000**	**0.0000**	**0.0000**

Mitigated Construction Off-Site

	ROG	NOx	CO	SO2	Fugitive PM10	Exhaust PM10	PM10 Total	Fugitive PM2.5	Exhaust PM2.5	PM2.5 Total	Bio- CO2	NBio- CO2	Total CO2	CH4	N2O	CO2e
Category	lb/day										lb/day					
Hauling	0.0000	0.0000	0.0000	0.0000	0.0000	0.0000	0.0000	0.0000	0.0000	0.0000	0.0000	0.0000	0.0000	0.0000	0.0000	0.0000
Vendor	0.0000	0.0000	0.0000	0.0000	0.0000	0.0000	0.0000	0.0000	0.0000	0.0000	0.0000	0.0000	0.0000	0.0000	0.0000	0.0000
Worker	0.0000	0.0000	0.0000	0.0000	0.0000	0.0000	0.0000	0.0000	0.0000	0.0000	0.0000	0.0000	0.0000	0.0000	0.0000	0.0000
Total	**0.0000**	**0.0000**	**0.0000**	**0.0000**	**0.0000**	**0.0000**	**0.0000**	**0.0000**	**0.0000**	**0.0000**	**0.0000**	**0.0000**	**0.0000**	**0.0000**	**0.0000**	**0.0000**

4.0 Operational Detail - Mobile

4.1 Mitigation Measures Mobile

	ROG	NOx	CO	SO2	Fugitive PM10	Exhaust PM10	PM10 Total	Fugitive PM2.5	Exhaust PM2.5	PM2.5 Total	Bio- CO2	NBio- CO2	Total CO2	CH4	N2O	CO2e
Category	lb/day										lb/day					
Mitigated	17.4796	493.8516	153.6758	2.2451	83.7981	9.0152	92.8133	23.5076	8.6235	32.1311		235,999.7646	235,999.7646	1.1373		236,028.1979
Unmitigated	17.4796	493.8516	153.6758	2.2451	83.7981	9.0152	92.8133	23.5076	8.6235	32.1311		235,999.7646	235,999.7646	1.1373		236,028.1979

4.2 Trip Summary Information

	Average Daily Trip Rate			Unmitigated	Mitigated
Land Use	Weekday	Saturday	Sunday	Annual VMT	Annual VMT
General Light Industry	1,472.07	589.35	1480.65	19,615,085	19,615,085
Other Asphalt Surfaces	0.00	0.00	0.00		
Other Non-Asphalt Surfaces	0.00	0.00	0.00		
Parking Lot	0.00	0.00	0.00		
Unrefrigerated Warehouse-No Rail	896.01	896.01	896.01	13,045,895	13,045,895
Total	2,368.08	1,485.36	2,376.65	32,660,979	32,660,979

4.3 Trip Type Information

	Miles			Trip %			Trip Purpose %		
Land Use	H-W or C-W	H-S or C-C	H-O or C-NW	H-W or C-W	H-S or C-C	H-O or C-NW	Primary	Diverted	Pass-by
General Light Industry	40.00	7.30	7.30	100.00	0.00	0.00	100	0	0
Other Asphalt Surfaces	9.50	7.30	7.30	0.00	0.00	0.00	0	0	0
Other Non-Asphalt Surfaces	9.50	7.30	7.30	0.00	0.00	0.00	0	0	0
Parking Lot	9.50	7.30	7.30	0.00	0.00	0.00	0	0	0
Unrefrigerated Warehouse-No	40.00	7.30	7.30	100.00	0.00	0.00	100	0	0

4.4 Fleet Mix

Land Use	LDA	LDT1	LDT2	MDV	LHD1	LHD2	MHD	HHD	OBUS	UBUS	MCY	SBUS	MH
General Light Industry	0.000000	0.000000	0.000000	0.000000	0.373600	0.000000	0.182100	0.444300	0.000000	0.000000	0.000000	0.000000	0.000000
Other Asphalt Surfaces	0.549952	0.037123	0.179649	0.119457	0.017229	0.005267	0.017877	0.062669	0.001348	0.001607	0.006000	0.000812	0.001010
Other Non-Asphalt Surfaces	0.549952	0.037123	0.179649	0.119457	0.017229	0.005267	0.017877	0.062669	0.001348	0.001607	0.006000	0.000812	0.001010
Parking Lot	0.549952	0.037123	0.179649	0.119457	0.017229	0.005267	0.017877	0.062669	0.001348	0.001607	0.006000	0.000812	0.001010
Unrefrigerated Warehouse-No Rail	0.000000	0.000000	0.000000	0.000000	0.107100	0.000000	0.107100	0.785800	0.000000	0.000000	0.000000	0.000000	0.000000

5.0 Energy Detail

Historical Energy Use: N

5.1 Mitigation Measures Energy

Exceed Title 24

	ROG	NOx	CO	SO2	Fugitive PM10	Exhaust PM10	PM10 Total	Fugitive PM2.5	Exhaust PM2.5	PM2.5 Total	Bio- CO2	NBio- CO2	Total CO2	CH4	N2O	CO2e
Category	lb/day										lb/day					
NaturalGas Mitigated	1.2398	11.2704	9.4671	0.0676		0.8566	0.8566		0.8566	0.8566		13,524.4927	13,524.4927	0.2592	0.2480	13,604.8620
NaturalGas Unmitigated	1.4700	13.3637	11.2255	0.0802		1.0156	1.0156		1.0156	1.0156		16,036.4835	16,036.4835	0.3074	0.2940	16,131.7803

5.2 Energy by Land Use - NaturalGas

Unmitigated

	NaturalGas Use	ROG	NOx	CO	SO2	Fugitive PM10	Exhaust PM10	PM10 Total	Fugitive PM2.5	Exhaust PM2.5	PM2.5 Total	Bio- CO2	NBio- CO2	Total CO2	CH4	N2O	CO2e
Land Use	kBTU/yr	lb/day										lb/day					
General Light Industry	123175	1.3284	12.0760	10.1439	0.0725		0.9178	0.9178		0.9178	0.9178		14,491.2312	14,491.2312	0.2778	0.2657	14,577.3453
Other Asphalt Surfaces	0	0.0000	0.0000	0.0000	0.0000		0.0000	0.0000		0.0000	0.0000		0.0000	0.0000	0.0000	0.0000	0.0000
Other Non-Asphalt Surfaces	0	0.0000	0.0000	0.0000	0.0000		0.0000	0.0000		0.0000	0.0000		0.0000	0.0000	0.0000	0.0000	0.0000
Parking Lot	0	0.0000	0.0000	0.0000	0.0000		0.0000	0.0000		0.0000	0.0000		0.0000	0.0000	0.0000	0.0000	0.0000
Unrefrigerated Warehouse-No Rail	13134.6	0.1417	1.2877	1.0817	7.7300e-003		0.0979	0.0979		0.0979	0.0979		1,545.2524	1,545.2524	0.0296	0.0283	1,554.4350
Total		**1.4700**	**13.3637**	**11.2255**	**0.0802**		**1.0157**	**1.0157**		**1.0157**	**1.0157**		**16,036.4835**	**16,036.4835**	**0.3074**	**0.2940**	**16,131.7803**

5.2 Energy by Land Use - NaturalGas

Mitigated

	NaturalGas Use	ROG	NOx	CO	SO2	Fugitive PM10	Exhaust PM10	PM10 Total	Fugitive PM2.5	Exhaust PM2.5	PM2.5 Total	Bio- CO2	NBio- CO2	Total CO2	CH4	N2O	CO2e
Land Use	kBTU/yr	lb/day										lb/day					
General Light Industry	105.706	1.1400	10.3633	8.7052	0.0622		0.7876	0.7876		0.7876	0.7876		12,435.9651	12,435.9651	0.2384	0.2280	12,509.8659
Other Asphalt Surfaces	0	0.0000	0.0000	0.0000	0.0000		0.0000	0.0000		0.0000	0.0000		0.0000	0.0000	0.0000	0.0000	0.0000
Other Non-Asphalt Surfaces	0	0.0000	0.0000	0.0000	0.0000		0.0000	0.0000		0.0000	0.0000		0.0000	0.0000	0.0000	0.0000	0.0000
Parking Lot	0	0.0000	0.0000	0.0000	0.0000		0.0000	0.0000		0.0000	0.0000		0.0000	0.0000	0.0000	0.0000	0.0000
Unrefrigerated Warehouse-No Rail	9.25248	0.0998	0.9071	0.7620	5.4400e-003		0.0689	0.0689		0.0689	0.0689		1,088.5275	1,088.5275	0.0209	0.0200	1,094.9961
Total		**1.2397**	**11.2704**	**9.4672**	**0.0676**		**0.8566**	**0.8566**		**0.8566**	**0.8566**		**13,524.4927**	**13,524.4927**	**0.2592**	**0.2480**	**13,604.8620**

6.0 Area Detail

6.1 Mitigation Measures Area

	ROG	NOx	CO	SO2	Fugitive PM10	Exhaust PM10	PM10 Total	Fugitive PM2.5	Exhaust PM2.5	PM2.5 Total	Bio- CO2	NBio- CO2	Total CO2	CH4	N2O	CO2e
Category	lb/day										lb/day					
Mitigated	106.6056	8.9000e-003	0.9701	7.0000e-005		3.4700e-003	3.4700e-003		3.4700e-003	3.4700e-003		2.0713	2.0713	5.5000e-003		2.2088
Unmitigated	106.6056	8.9000e-003	0.9701	7.0000e-005		3.4700e-003	3.4700e-003		3.4700e-003	3.4700e-003		2.0713	2.0713	5.5000e-003		2.2088

6.2 Area by SubCategory

Unmitigated

	ROG	NOx	CO	SO2	Fugitive PM10	Exhaust PM10	PM10 Total	Fugitive PM2.5	Exhaust PM2.5	PM2.5 Total	Bio- CO2	NBio- CO2	Total CO2	CH4	N2O	CO2e
SubCategory	lb/day										lb/day					
Architectural Coating	24.6838					0.0000	0.0000		0.0000	0.0000			0.0000			0.0000
Consumer Products	81.8312					0.0000	0.0000		0.0000	0.0000			0.0000			0.0000
Landscaping	0.0906	8.9000e-003	0.9701	7.0000e-005		3.4700e-003	3.4700e-003		3.4700e-003	3.4700e-003		2.0713	2.0713	5.5000e-003		2.2088
Total	**106.6056**	**8.9000e-003**	**0.9701**	**7.0000e-005**		**3.4700e-003**	**3.4700e-003**		**3.4700e-003**	**3.4700e-003**		**2.0713**	**2.0713**	**5.5000e-003**		**2.2088**

6.2 Area by SubCategory

Mitigated

	ROG	NOx	CO	SO2	Fugitive PM10	Exhaust PM10	PM10 Total	Fugitive PM2.5	Exhaust PM2.5	PM2.5 Total	Bio- CO2	NBio- CO2	Total CO2	CH4	N2O	CO2e
SubCategory	lb/day										lb/day					
Architectural Coating	24.6838					0.0000	0.0000		0.0000	0.0000			0.0000			0.0000
Consumer Products	81.8312					0.0000	0.0000		0.0000	0.0000			0.0000			0.0000
Landscaping	0.0906	8.9000e-003	0.9701	7.0000e-005		3.4700e-003	3.4700e-003		3.4700e-003	3.4700e-003		2.0713	2.0713	5.5000e-003		2.2088
Total	**106.6056**	**8.9000e-003**	**0.9701**	**7.0000e-005**		**3.4700e-003**	**3.4700e-003**		**3.4700e-003**	**3.4700e-003**		**2.0713**	**2.0713**	**5.5000e-003**		**2.2088**

7.0 Water Detail

7.1 Mitigation Measures Water

Apply Water Conservation Strategy

8.0 Waste Detail

8.1 Mitigation Measures Waste

Institute Recycling and Composting Services

9.0 Operational Offroad

Equipment Type	Number	Hours/Day	Days/Year	Horse Power	Load Factor	Fuel Type
Tractors/Loaders/Backhoes	15	4.00	365	200	0.37	CNG

UnMitigated/Mitigated

	ROG	NOx	CO	SO2	Fugitive PM10	Exhaust PM10	PM10 Total	Fugitive PM2.5	Exhaust PM2.5	PM2.5 Total	Bio- CO2	NBio- CO2	Total CO2	CH4	N2O	CO2e
Equipment Type	lb/day										lb/day					
Tractors/Loaders/ Backhoes	2.0500	23.1912	11.6098	0.0476		0.7830	0.7830		0.7203	0.7203		4,606.2019	4,606.2019	1.4897		4,643.4453
Total	**2.0500**	**23.1912**	**11.6098**	**0.0476**		**0.7830**	**0.7830**		**0.7203**	**0.7203**		**4,606.2019**	**4,606.2019**	**1.4897**		**4,643.4453**

10.0 Stationary Equipment

Fire Pumps and Emergency Generators

Equipment Type	Number	Hours/Day	Hours/Year	Horse Power	Load Factor	Fuel Type

Boilers

Equipment Type	Number	Heat Input/Day	Heat Input/Year	Boiler Rating	Fuel Type

User Defined Equipment

Equipment Type	Number

11.0 Vegetation

Hesperia Commerce Center II (Operations - Trucks)

San Bernardino-Mojave Desert County, Winter

1.0 Project Characteristics

1.1 Land Usage

Land Uses	Size	Metric	Lot Acreage	Floor Surface Area	Population
General Light Industry	1,383.78	1000sqft	31.77	1,383,781.00	0
Unrefrigerated Warehouse-No Rail	2,361.65	1000sqft	54.22	2,361,648.00	0
Other Asphalt Surfaces	3,493.87	1000sqft	80.21	3,493,865.00	0
Other Non-Asphalt Surfaces	594.00	1000sqft	13.64	593,998.00	0
Parking Lot	1,631.00	Space	14.96	652,400.00	0

1.2 Other Project Characteristics

Urbanization	Urban	**Wind Speed (m/s)**	2.6	**Precipitation Freq (Days)**	32
Climate Zone	10			**Operational Year**	2021
Utility Company	Southern California Edison				
CO2 Intensity (lb/MWhr)	515	**CH4 Intensity (lb/MWhr)**	0.029	**N2O Intensity (lb/MWhr)**	0.006

1.3 User Entered Comments & Non-Default Data

Project Characteristics - Estimated intensity factor for total energy delivered by SCE based on the total CO2 emission factors and SB100 requirements for year 2021

Land Use - Total Project Area is 194.80 acres.

Construction Phase - Operations Run Only.

Off-road Equipment - Operations Run Only.

Trips and VMT - Operations Run Only.

Vehicle Trips - Trip Rates based on information provided in the Hesperia Commerce Center II Traffic Impact Analysis by Urban Crossroads, Inc.

Vehicle Emission Factors - EMFAC2017

Vehicle Emission Factors - EMFAC2017

Vehicle Emission Factors - EMFAC2017

Energy Use -

Water And Wastewater - As per the City of Hesperia General Plan Evaluation Water Supply Evalution (2009), the water demand fator for industrial land uses were 3,000 gallons per day per acre (gpd/acre).

Energy Mitigation -

Water Mitigation -

Waste Mitigation -

Operational Off-Road Equipment - Based on SCAQMD High Cube Warehouse Truck Trip Study White Paper Summary of Busniess Survey Results (2014)

Fleet Mix - Truck Fleet Mix estimated by rationing the Trip Rates for each truck type based on information provided in the TIA.

Table Name	Column Name	Default Value	New Value
tblConstructionPhase	NumDays	200.00	0.00
tblFleetMix	HHD	0.06	0.44
tblFleetMix	HHD	0.06	0.79
tblFleetMix	LDA	0.55	0.00
tblFleetMix	LDA	0.55	0.00
tblFleetMix	LDT1	0.04	0.00
tblFleetMix	LDT1	0.04	0.00
tblFleetMix	LDT2	0.18	0.00

tblFleetMix	LDT2	0.18	0.00
tblFleetMix	LHD1	0.02	0.37
tblFleetMix	LHD1	0.02	0.11
tblFleetMix	LHD2	5.2670e-003	0.00
tblFleetMix	LHD2	5.2670e-003	0.00
tblFleetMix	MCY	6.0000e-003	0.00
tblFleetMix	MCY	6.0000e-003	0.00
tblFleetMix	MDV	0.12	0.00
tblFleetMix	MDV	0.12	0.00
tblFleetMix	MH	1.0100e-003	0.00
tblFleetMix	MH	1.0100e-003	0.00
tblFleetMix	MHD	0.02	0.18
tblFleetMix	MHD	0.02	0.11
tblFleetMix	OBUS	1.3480e-003	0.00
tblFleetMix	OBUS	1.3480e-003	0.00
tblFleetMix	SBUS	8.1200e-004	0.00
tblFleetMix	SBUS	8.1200e-004	0.00
tblFleetMix	UBUS	1.6070e-003	0.00
tblFleetMix	UBUS	1.6070e-003	0.00
tblLandUse	LandUseSquareFeet	1,383,780.00	1,383,781.00
tblLandUse	LandUseSquareFeet	2,361,650.00	2,361,648.00
tblLandUse	LandUseSquareFeet	3,493,860.00	3,493,865.00
tblLandUse	LotAcreage	14.68	14.96
tblOffRoadEquipment	OffRoadEquipmentUnitAmount	1.00	0.00
tblOffRoadEquipment	OffRoadEquipmentUnitAmount	3.00	0.00
tblOffRoadEquipment	OffRoadEquipmentUnitAmount	2.00	0.00
tblOperationalOffRoadEquipment	OperDaysPerYear	260.00	365.00

tblOperationalOffRoadEquipment	OperFuelType	Diesel	CNG
tblOperationalOffRoadEquipment	OperHorsePower	97.00	200.00
tblOperationalOffRoadEquipment	OperHoursPerDay	8.00	4.00
tblOperationalOffRoadEquipment	OperOffRoadEquipmentNumber	0.00	15.00
tblProjectCharacteristics	CO2IntensityFactor	702.44	515
tblVehicleEF	HHD	1.24	0.03
tblVehicleEF	HHD	0.04	2.7731e-003
tblVehicleEF	HHD	0.11	1.1831e-007
tblVehicleEF	HHD	3.46	9.63
tblVehicleEF	HHD	0.58	0.28
tblVehicleEF	HHD	1.92	8.3347e-004
tblVehicleEF	HHD	6,983.95	1,752.04
tblVehicleEF	HHD	1,493.95	1,319.40
tblVehicleEF	HHD	5.71	0.01
tblVehicleEF	HHD	28.07	8.89
tblVehicleEF	HHD	2.87	2.62
tblVehicleEF	HHD	20.20	1.95
tblVehicleEF	HHD	0.01	0.01
tblVehicleEF	HHD	0.06	0.06
tblVehicleEF	HHD	0.04	0.04
tblVehicleEF	HHD	0.01	0.05
tblVehicleEF	HHD	5.5000e-005	4.7619e-007
tblVehicleEF	HHD	0.01	0.01
tblVehicleEF	HHD	0.03	0.03
tblVehicleEF	HHD	8.8820e-003	8.9828e-003
tblVehicleEF	HHD	0.01	0.05
tblVehicleEF	HHD	5.0000e-005	4.3784e-007

tblVehicleEF	HHD	9.3000e-005	2.3640e-006
tblVehicleEF	HHD	3.4490e-003	6.9327e-005
tblVehicleEF	HHD	0.89	0.73
tblVehicleEF	HHD	5.7000e-005	1.2306e-006
tblVehicleEF	HHD	0.09	0.05
tblVehicleEF	HHD	2.4200e-004	3.6754e-004
tblVehicleEF	HHD	0.06	6.0841e-007
tblVehicleEF	HHD	0.07	0.02
tblVehicleEF	HHD	0.01	0.01
tblVehicleEF	HHD	8.9000e-005	1.1607e-007
tblVehicleEF	HHD	9.3000e-005	2.3640e-006
tblVehicleEF	HHD	3.4490e-003	6.9327e-005
tblVehicleEF	HHD	1.02	0.83
tblVehicleEF	HHD	5.7000e-005	1.2306e-006
tblVehicleEF	HHD	0.13	0.06
tblVehicleEF	HHD	2.4200e-004	3.6754e-004
tblVehicleEF	HHD	0.07	6.6614e-007
tblVehicleEF	HHD	1.17	0.04
tblVehicleEF	HHD	0.04	2.7743e-003
tblVehicleEF	HHD	0.11	1.1083e-007
tblVehicleEF	HHD	2.52	9.45
tblVehicleEF	HHD	0.58	0.28
tblVehicleEF	HHD	1.80	7.6782e-004
tblVehicleEF	HHD	7,395.94	1,740.61
tblVehicleEF	HHD	1,493.95	1,319.40
tblVehicleEF	HHD	5.71	0.01
tblVehicleEF	HHD	28.97	8.56

tblVehicleEF	HHD	2.70	2.46
tblVehicleEF	HHD	20.19	1.95
tblVehicleEF	HHD	0.01	0.01
tblVehicleEF	HHD	0.06	0.06
tblVehicleEF	HHD	0.04	0.04
tblVehicleEF	HHD	0.01	0.05
tblVehicleEF	HHD	5.5000e-005	4.7619e-007
tblVehicleEF	HHD	0.01	0.01
tblVehicleEF	HHD	0.03	0.03
tblVehicleEF	HHD	8.8820e-003	8.9828e-003
tblVehicleEF	HHD	0.01	0.05
tblVehicleEF	HHD	5.0000e-005	4.3784e-007
tblVehicleEF	HHD	1.8400e-004	5.6532e-006
tblVehicleEF	HHD	3.9090e-003	8.7762e-005
tblVehicleEF	HHD	0.84	0.76
tblVehicleEF	HHD	1.2900e-004	4.0334e-006
tblVehicleEF	HHD	0.09	0.05
tblVehicleEF	HHD	2.4800e-004	3.8408e-004
tblVehicleEF	HHD	0.06	5.7228e-007
tblVehicleEF	HHD	0.07	0.02
tblVehicleEF	HHD	0.01	0.01
tblVehicleEF	HHD	8.7000e-005	1.1504e-007
tblVehicleEF	HHD	1.8400e-004	5.6532e-006
tblVehicleEF	HHD	3.9090e-003	8.7762e-005
tblVehicleEF	HHD	0.97	0.87
tblVehicleEF	HHD	1.2900e-004	4.0334e-006
tblVehicleEF	HHD	0.13	0.06

tblVehicleEF	HHD	2.4800e-004	3.8408e-004
tblVehicleEF	HHD	0.06	6.2657e-007
tblVehicleEF	HHD	1.34	0.03
tblVehicleEF	HHD	0.04	2.4809e-003
tblVehicleEF	HHD	0.11	1.1631e-007
tblVehicleEF	HHD	4.76	9.88
tblVehicleEF	HHD	0.58	0.28
tblVehicleEF	HHD	1.89	8.1027e-004
tblVehicleEF	HHD	6,415.00	1,767.74
tblVehicleEF	HHD	1,493.95	1,319.16
tblVehicleEF	HHD	5.71	0.01
tblVehicleEF	HHD	26.84	9.34
tblVehicleEF	HHD	2.83	2.58
tblVehicleEF	HHD	20.20	1.95
tblVehicleEF	HHD	0.02	0.01
tblVehicleEF	HHD	0.06	0.06
tblVehicleEF	HHD	0.04	0.04
tblVehicleEF	HHD	0.01	0.05
tblVehicleEF	HHD	5.5000e-005	4.7619e-007
tblVehicleEF	HHD	0.02	0.01
tblVehicleEF	HHD	0.03	0.03
tblVehicleEF	HHD	8.8820e-003	8.9822e-003
tblVehicleEF	HHD	0.01	0.05
tblVehicleEF	HHD	5.0000e-005	4.3784e-007
tblVehicleEF	HHD	9.4000e-005	2.7344e-006
tblVehicleEF	HHD	3.7830e-003	8.4410e-005
tblVehicleEF	HHD	0.96	0.68

tblVehicleEF	HHD	5.6000e-005	1.1093e-006
tblVehicleEF	HHD	0.09	0.05
tblVehicleEF	HHD	2.5900e-004	3.8293e-004
tblVehicleEF	HHD	0.06	5.9854e-007
tblVehicleEF	HHD	0.06	0.02
tblVehicleEF	HHD	0.01	0.01
tblVehicleEF	HHD	8.9000e-005	1.1571e-007
tblVehicleEF	HHD	9.4000e-005	2.7344e-006
tblVehicleEF	HHD	3.7830e-003	8.4410e-005
tblVehicleEF	HHD	1.10	0.78
tblVehicleEF	HHD	5.6000e-005	1.1093e-006
tblVehicleEF	HHD	0.13	0.06
tblVehicleEF	HHD	2.5900e-004	3.8293e-004
tblVehicleEF	HHD	0.07	6.5533e-007
tblVehicleEF	LDA	4.6640e-003	2.6749e-003
tblVehicleEF	LDA	6.4640e-003	0.06
tblVehicleEF	LDA	0.62	0.67
tblVehicleEF	LDA	1.32	2.30
tblVehicleEF	LDA	261.85	266.85
tblVehicleEF	LDA	59.28	55.75
tblVehicleEF	LDA	0.06	0.05
tblVehicleEF	LDA	0.09	0.21
tblVehicleEF	LDA	0.04	0.04
tblVehicleEF	LDA	8.0000e-003	8.0000e-003
tblVehicleEF	LDA	1.7130e-003	1.4183e-003
tblVehicleEF	LDA	2.3020e-003	1.9604e-003
tblVehicleEF	LDA	0.02	0.02

tblVehicleEF	LDA	2.0000e-003	2.0000e-003
tblVehicleEF	LDA	1.5790e-003	1.3072e-003
tblVehicleEF	LDA	2.1170e-003	1.8026e-003
tblVehicleEF	LDA	0.05	0.07
tblVehicleEF	LDA	0.11	0.11
tblVehicleEF	LDA	0.04	0.05
tblVehicleEF	LDA	0.01	0.01
tblVehicleEF	LDA	0.04	0.23
tblVehicleEF	LDA	0.09	0.26
tblVehicleEF	LDA	2.6230e-003	2.6339e-003
tblVehicleEF	LDA	6.1500e-004	5.5041e-004
tblVehicleEF	LDA	0.05	0.07
tblVehicleEF	LDA	0.11	0.11
tblVehicleEF	LDA	0.04	0.05
tblVehicleEF	LDA	0.02	0.02
tblVehicleEF	LDA	0.04	0.23
tblVehicleEF	LDA	0.10	0.29
tblVehicleEF	LDA	5.3170e-003	3.1454e-003
tblVehicleEF	LDA	5.3900e-003	0.05
tblVehicleEF	LDA	0.76	0.85
tblVehicleEF	LDA	1.10	1.87
tblVehicleEF	LDA	286.52	295.36
tblVehicleEF	LDA	59.28	54.91
tblVehicleEF	LDA	0.05	0.04
tblVehicleEF	LDA	0.08	0.19
tblVehicleEF	LDA	0.04	0.04
tblVehicleEF	LDA	8.0000e-003	8.0000e-003

tblVehicleEF	LDA	1.7130e-003	1.4183e-003
tblVehicleEF	LDA	2.3020e-003	1.9604e-003
tblVehicleEF	LDA	0.02	0.02
tblVehicleEF	LDA	2.0000e-003	2.0000e-003
tblVehicleEF	LDA	1.5790e-003	1.3072e-003
tblVehicleEF	LDA	2.1170e-003	1.8026e-003
tblVehicleEF	LDA	0.10	0.16
tblVehicleEF	LDA	0.13	0.14
tblVehicleEF	LDA	0.08	0.13
tblVehicleEF	LDA	0.01	0.01
tblVehicleEF	LDA	0.04	0.23
tblVehicleEF	LDA	0.07	0.21
tblVehicleEF	LDA	2.8710e-003	2.9154e-003
tblVehicleEF	LDA	6.1100e-004	5.4218e-004
tblVehicleEF	LDA	0.10	0.16
tblVehicleEF	LDA	0.13	0.14
tblVehicleEF	LDA	0.08	0.13
tblVehicleEF	LDA	0.02	0.02
tblVehicleEF	LDA	0.04	0.23
tblVehicleEF	LDA	0.08	0.23
tblVehicleEF	LDA	4.5320e-003	2.5905e-003
tblVehicleEF	LDA	6.4200e-003	0.06
tblVehicleEF	LDA	0.58	0.62
tblVehicleEF	LDA	1.30	2.20
tblVehicleEF	LDA	256.02	258.48
tblVehicleEF	LDA	59.28	55.58
tblVehicleEF	LDA	0.05	0.04

tblVehicleEF	LDA	0.09	0.20
tblVehicleEF	LDA	0.04	0.04
tblVehicleEF	LDA	8.0000e-003	8.0000e-003
tblVehicleEF	LDA	1.7130e-003	1.4183e-003
tblVehicleEF	LDA	2.3020e-003	1.9604e-003
tblVehicleEF	LDA	0.02	0.02
tblVehicleEF	LDA	2.0000e-003	2.0000e-003
tblVehicleEF	LDA	1.5790e-003	1.3072e-003
tblVehicleEF	LDA	2.1170e-003	1.8026e-003
tblVehicleEF	LDA	0.05	0.07
tblVehicleEF	LDA	0.12	0.13
tblVehicleEF	LDA	0.03	0.05
tblVehicleEF	LDA	0.01	0.01
tblVehicleEF	LDA	0.04	0.26
tblVehicleEF	LDA	0.09	0.26
tblVehicleEF	LDA	2.5640e-003	2.5512e-003
tblVehicleEF	LDA	6.1500e-004	5.4871e-004
tblVehicleEF	LDA	0.05	0.07
tblVehicleEF	LDA	0.12	0.13
tblVehicleEF	LDA	0.03	0.05
tblVehicleEF	LDA	0.02	0.01
tblVehicleEF	LDA	0.04	0.26
tblVehicleEF	LDA	0.09	0.28
tblVehicleEF	LDT1	0.02	7.3485e-003
tblVehicleEF	LDT1	0.02	0.10
tblVehicleEF	LDT1	1.71	1.50
tblVehicleEF	LDT1	4.02	2.62

tblVehicleEF	LDT1	323.73	316.00
tblVehicleEF	LDT1	72.77	67.91
tblVehicleEF	LDT1	0.18	0.15
tblVehicleEF	LDT1	0.24	0.33
tblVehicleEF	LDT1	0.04	0.04
tblVehicleEF	LDT1	8.0000e-003	8.0000e-003
tblVehicleEF	LDT1	2.8630e-003	2.1814e-003
tblVehicleEF	LDT1	3.8930e-003	3.1178e-003
tblVehicleEF	LDT1	0.02	0.02
tblVehicleEF	LDT1	2.0000e-003	2.0000e-003
tblVehicleEF	LDT1	2.6370e-003	2.0076e-003
tblVehicleEF	LDT1	3.5800e-003	2.8671e-003
tblVehicleEF	LDT1	0.19	0.21
tblVehicleEF	LDT1	0.36	0.29
tblVehicleEF	LDT1	0.13	0.14
tblVehicleEF	LDT1	0.04	0.03
tblVehicleEF	LDT1	0.21	0.98
tblVehicleEF	LDT1	0.29	0.50
tblVehicleEF	LDT1	3.2600e-003	3.1199e-003
tblVehicleEF	LDT1	7.9900e-004	6.7045e-004
tblVehicleEF	LDT1	0.19	0.21
tblVehicleEF	LDT1	0.36	0.29
tblVehicleEF	LDT1	0.13	0.14
tblVehicleEF	LDT1	0.06	0.05
tblVehicleEF	LDT1	0.21	0.98
tblVehicleEF	LDT1	0.31	0.55
tblVehicleEF	LDT1	0.02	8.5438e-003

tblVehicleEF	LDT1	0.02	0.08
tblVehicleEF	LDT1	2.05	1.86
tblVehicleEF	LDT1	3.30	2.13
tblVehicleEF	LDT1	352.65	345.58
tblVehicleEF	LDT1	72.77	66.80
tblVehicleEF	LDT1	0.16	0.14
tblVehicleEF	LDT1	0.22	0.31
tblVehicleEF	LDT1	0.04	0.04
tblVehicleEF	LDT1	8.0000e-003	8.0000e-003
tblVehicleEF	LDT1	2.8630e-003	2.1814e-003
tblVehicleEF	LDT1	3.8930e-003	3.1178e-003
tblVehicleEF	LDT1	0.02	0.02
tblVehicleEF	LDT1	2.0000e-003	2.0000e-003
tblVehicleEF	LDT1	2.6370e-003	2.0076e-003
tblVehicleEF	LDT1	3.5800e-003	2.8671e-003
tblVehicleEF	LDT1	0.40	0.49
tblVehicleEF	LDT1	0.44	0.39
tblVehicleEF	LDT1	0.29	0.37
tblVehicleEF	LDT1	0.04	0.04
tblVehicleEF	LDT1	0.21	1.00
tblVehicleEF	LDT1	0.24	0.41
tblVehicleEF	LDT1	3.5540e-003	3.4119e-003
tblVehicleEF	LDT1	7.8600e-004	6.5955e-004
tblVehicleEF	LDT1	0.40	0.49
tblVehicleEF	LDT1	0.44	0.39
tblVehicleEF	LDT1	0.29	0.37
tblVehicleEF	LDT1	0.06	0.06

tblVehicleEF	LDT1	0.21	1.00
tblVehicleEF	LDT1	0.26	0.44
tblVehicleEF	LDT1	0.01	7.1250e-003
tblVehicleEF	LDT1	0.02	0.09
tblVehicleEF	LDT1	1.62	1.39
tblVehicleEF	LDT1	3.95	2.51
tblVehicleEF	LDT1	316.91	307.32
tblVehicleEF	LDT1	72.77	67.68
tblVehicleEF	LDT1	0.17	0.14
tblVehicleEF	LDT1	0.24	0.32
tblVehicleEF	LDT1	0.04	0.04
tblVehicleEF	LDT1	8.0000e-003	8.0000e-003
tblVehicleEF	LDT1	2.8630e-003	2.1814e-003
tblVehicleEF	LDT1	3.8930e-003	3.1178e-003
tblVehicleEF	LDT1	0.02	0.02
tblVehicleEF	LDT1	2.0000e-003	2.0000e-003
tblVehicleEF	LDT1	2.6370e-003	2.0076e-003
tblVehicleEF	LDT1	3.5800e-003	2.8671e-003
tblVehicleEF	LDT1	0.20	0.24
tblVehicleEF	LDT1	0.41	0.34
tblVehicleEF	LDT1	0.12	0.13
tblVehicleEF	LDT1	0.04	0.03
tblVehicleEF	LDT1	0.25	1.16
tblVehicleEF	LDT1	0.28	0.49
tblVehicleEF	LDT1	3.1900e-003	3.0341e-003
tblVehicleEF	LDT1	7.9800e-004	6.6824e-004
tblVehicleEF	LDT1	0.20	0.24

tblVehicleEF	LDT1	0.41	0.34
tblVehicleEF	LDT1	0.12	0.13
tblVehicleEF	LDT1	0.05	0.05
tblVehicleEF	LDT1	0.25	1.16
tblVehicleEF	LDT1	0.31	0.53
tblVehicleEF	LDT2	6.9330e-003	4.6236e-003
tblVehicleEF	LDT2	9.2890e-003	0.08
tblVehicleEF	LDT2	0.85	1.02
tblVehicleEF	LDT2	1.85	3.00
tblVehicleEF	LDT2	363.70	341.92
tblVehicleEF	LDT2	81.97	73.81
tblVehicleEF	LDT2	0.10	0.11
tblVehicleEF	LDT2	0.16	0.36
tblVehicleEF	LDT2	0.04	0.04
tblVehicleEF	LDT2	8.0000e-003	8.0000e-003
tblVehicleEF	LDT2	1.7370e-003	1.4805e-003
tblVehicleEF	LDT2	2.4180e-003	2.0856e-003
tblVehicleEF	LDT2	0.02	0.02
tblVehicleEF	LDT2	2.0000e-003	2.0000e-003
tblVehicleEF	LDT2	1.5980e-003	1.3625e-003
tblVehicleEF	LDT2	2.2230e-003	1.9178e-003
tblVehicleEF	LDT2	0.07	0.12
tblVehicleEF	LDT2	0.13	0.17
tblVehicleEF	LDT2	0.06	0.09
tblVehicleEF	LDT2	0.02	0.02
tblVehicleEF	LDT2	0.07	0.55
tblVehicleEF	LDT2	0.13	0.41

tblVehicleEF	LDT2	3.6440e-003	3.3752e-003
tblVehicleEF	LDT2	8.5100e-004	7.2871e-004
tblVehicleEF	LDT2	0.07	0.12
tblVehicleEF	LDT2	0.13	0.17
tblVehicleEF	LDT2	0.06	0.09
tblVehicleEF	LDT2	0.03	0.03
tblVehicleEF	LDT2	0.07	0.55
tblVehicleEF	LDT2	0.14	0.45
tblVehicleEF	LDT2	7.8730e-003	5.4059e-003
tblVehicleEF	LDT2	7.7350e-003	0.07
tblVehicleEF	LDT2	1.04	1.28
tblVehicleEF	LDT2	1.53	2.43
tblVehicleEF	LDT2	397.09	371.16
tblVehicleEF	LDT2	81.97	72.66
tblVehicleEF	LDT2	0.09	0.10
tblVehicleEF	LDT2	0.15	0.33
tblVehicleEF	LDT2	0.04	0.04
tblVehicleEF	LDT2	8.0000e-003	8.0000e-003
tblVehicleEF	LDT2	1.7370e-003	1.4805e-003
tblVehicleEF	LDT2	2.4180e-003	2.0856e-003
tblVehicleEF	LDT2	0.02	0.02
tblVehicleEF	LDT2	2.0000e-003	2.0000e-003
tblVehicleEF	LDT2	1.5980e-003	1.3625e-003
tblVehicleEF	LDT2	2.2230e-003	1.9178e-003
tblVehicleEF	LDT2	0.14	0.26
tblVehicleEF	LDT2	0.16	0.21
tblVehicleEF	LDT2	0.12	0.22

tblVehicleEF	LDT2	0.02	0.02
tblVehicleEF	LDT2	0.07	0.55
tblVehicleEF	LDT2	0.10	0.33
tblVehicleEF	LDT2	3.9810e-003	3.6638e-003
tblVehicleEF	LDT2	8.4600e-004	7.1735e-004
tblVehicleEF	LDT2	0.14	0.26
tblVehicleEF	LDT2	0.16	0.21
tblVehicleEF	LDT2	0.12	0.22
tblVehicleEF	LDT2	0.03	0.03
tblVehicleEF	LDT2	0.07	0.55
tblVehicleEF	LDT2	0.11	0.36
tblVehicleEF	LDT2	6.7430e-003	4.4829e-003
tblVehicleEF	LDT2	9.2200e-003	0.08
tblVehicleEF	LDT2	0.81	0.94
tblVehicleEF	LDT2	1.82	2.87
tblVehicleEF	LDT2	355.82	333.34
tblVehicleEF	LDT2	81.97	73.58
tblVehicleEF	LDT2	0.09	0.10
tblVehicleEF	LDT2	0.16	0.35
tblVehicleEF	LDT2	0.04	0.04
tblVehicleEF	LDT2	8.0000e-003	8.0000e-003
tblVehicleEF	LDT2	1.7370e-003	1.4805e-003
tblVehicleEF	LDT2	2.4180e-003	2.0856e-003
tblVehicleEF	LDT2	0.02	0.02
tblVehicleEF	LDT2	2.0000e-003	2.0000e-003
tblVehicleEF	LDT2	1.5980e-003	1.3625e-003
tblVehicleEF	LDT2	2.2230e-003	1.9178e-003

tblVehicleEF	LDT2	0.07	0.12
tblVehicleEF	LDT2	0.15	0.19
tblVehicleEF	LDT2	0.05	0.08
tblVehicleEF	LDT2	0.02	0.02
tblVehicleEF	LDT2	0.08	0.64
tblVehicleEF	LDT2	0.12	0.40
tblVehicleEF	LDT2	3.5650e-003	3.2904e-003
tblVehicleEF	LDT2	8.5100e-004	7.2645e-004
tblVehicleEF	LDT2	0.07	0.12
tblVehicleEF	LDT2	0.15	0.19
tblVehicleEF	LDT2	0.05	0.08
tblVehicleEF	LDT2	0.02	0.03
tblVehicleEF	LDT2	0.08	0.64
tblVehicleEF	LDT2	0.14	0.44
tblVehicleEF	LHD1	5.4860e-003	4.7002e-003
tblVehicleEF	LHD1	0.01	7.6648e-003
tblVehicleEF	LHD1	0.02	0.02
tblVehicleEF	LHD1	0.15	0.17
tblVehicleEF	LHD1	1.16	1.15
tblVehicleEF	LHD1	2.77	1.07
tblVehicleEF	LHD1	9.23	9.52
tblVehicleEF	LHD1	614.92	651.43
tblVehicleEF	LHD1	30.92	10.46
tblVehicleEF	LHD1	0.09	0.09
tblVehicleEF	LHD1	2.26	2.05
tblVehicleEF	LHD1	1.02	0.30
tblVehicleEF	LHD1	9.6600e-004	1.0218e-003

tblVehicleEF	LHD1	0.08	0.08
tblVehicleEF	LHD1	0.01	0.01
tblVehicleEF	LHD1	0.02	0.01
tblVehicleEF	LHD1	1.0070e-003	2.7998e-004
tblVehicleEF	LHD1	9.2400e-004	9.7761e-004
tblVehicleEF	LHD1	0.03	0.03
tblVehicleEF	LHD1	2.5280e-003	2.5167e-003
tblVehicleEF	LHD1	0.01	0.01
tblVehicleEF	LHD1	9.2600e-004	2.5743e-004
tblVehicleEF	LHD1	3.7970e-003	3.4939e-003
tblVehicleEF	LHD1	0.11	0.10
tblVehicleEF	LHD1	0.02	0.02
tblVehicleEF	LHD1	1.8480e-003	1.5523e-003
tblVehicleEF	LHD1	0.09	0.08
tblVehicleEF	LHD1	0.35	0.67
tblVehicleEF	LHD1	0.29	0.08
tblVehicleEF	LHD1	9.2000e-005	9.2012e-005
tblVehicleEF	LHD1	6.0360e-003	6.3337e-003
tblVehicleEF	LHD1	3.6200e-004	1.0351e-004
tblVehicleEF	LHD1	3.7970e-003	3.4939e-003
tblVehicleEF	LHD1	0.11	0.10
tblVehicleEF	LHD1	0.02	0.03
tblVehicleEF	LHD1	1.8480e-003	1.5523e-003
tblVehicleEF	LHD1	0.11	0.10
tblVehicleEF	LHD1	0.35	0.67
tblVehicleEF	LHD1	0.31	0.09
tblVehicleEF	LHD1	5.4860e-003	4.7187e-003

tblVehicleEF	LHD1	0.01	7.8854e-003
tblVehicleEF	LHD1	0.02	0.02
tblVehicleEF	LHD1	0.15	0.17
tblVehicleEF	LHD1	1.18	1.17
tblVehicleEF	LHD1	2.58	0.99
tblVehicleEF	LHD1	9.23	9.52
tblVehicleEF	LHD1	614.92	651.48
tblVehicleEF	LHD1	30.92	10.31
tblVehicleEF	LHD1	0.09	0.09
tblVehicleEF	LHD1	2.12	1.92
tblVehicleEF	LHD1	0.97	0.29
tblVehicleEF	LHD1	9.6600e-004	1.0218e-003
tblVehicleEF	LHD1	0.08	0.08
tblVehicleEF	LHD1	0.01	0.01
tblVehicleEF	LHD1	0.02	0.01
tblVehicleEF	LHD1	1.0070e-003	2.7998e-004
tblVehicleEF	LHD1	9.2400e-004	9.7761e-004
tblVehicleEF	LHD1	0.03	0.03
tblVehicleEF	LHD1	2.5280e-003	2.5167e-003
tblVehicleEF	LHD1	0.01	0.01
tblVehicleEF	LHD1	9.2600e-004	2.5743e-004
tblVehicleEF	LHD1	7.5090e-003	7.6478e-003
tblVehicleEF	LHD1	0.13	0.12
tblVehicleEF	LHD1	0.02	0.02
tblVehicleEF	LHD1	4.2150e-003	4.3187e-003
tblVehicleEF	LHD1	0.09	0.08
tblVehicleEF	LHD1	0.35	0.68

tblVehicleEF	LHD1	0.27	0.08
tblVehicleEF	LHD1	9.2000e-005	9.2012e-005
tblVehicleEF	LHD1	6.0370e-003	6.3342e-003
tblVehicleEF	LHD1	3.5800e-004	1.0204e-004
tblVehicleEF	LHD1	7.5090e-003	7.6478e-003
tblVehicleEF	LHD1	0.13	0.12
tblVehicleEF	LHD1	0.02	0.03
tblVehicleEF	LHD1	4.2150e-003	4.3187e-003
tblVehicleEF	LHD1	0.11	0.10
tblVehicleEF	LHD1	0.35	0.68
tblVehicleEF	LHD1	0.30	0.09
tblVehicleEF	LHD1	5.4860e-003	4.7053e-003
tblVehicleEF	LHD1	0.01	7.6945e-003
tblVehicleEF	LHD1	0.02	0.02
tblVehicleEF	LHD1	0.15	0.17
tblVehicleEF	LHD1	1.16	1.15
tblVehicleEF	LHD1	2.72	1.04
tblVehicleEF	LHD1	9.23	9.52
tblVehicleEF	LHD1	614.92	651.44
tblVehicleEF	LHD1	30.92	10.41
tblVehicleEF	LHD1	0.09	0.09
tblVehicleEF	LHD1	2.22	2.02
tblVehicleEF	LHD1	1.00	0.30
tblVehicleEF	LHD1	9.6600e-004	1.0218e-003
tblVehicleEF	LHD1	0.08	0.08
tblVehicleEF	LHD1	0.01	0.01
tblVehicleEF	LHD1	0.02	0.01

tblVehicleEF	LHD1	1.0070e-003	2.7998e-004
tblVehicleEF	LHD1	9.2400e-004	9.7761e-004
tblVehicleEF	LHD1	0.03	0.03
tblVehicleEF	LHD1	2.5280e-003	2.5167e-003
tblVehicleEF	LHD1	0.01	0.01
tblVehicleEF	LHD1	9.2600e-004	2.5743e-004
tblVehicleEF	LHD1	4.1760e-003	4.1507e-003
tblVehicleEF	LHD1	0.13	0.12
tblVehicleEF	LHD1	0.02	0.02
tblVehicleEF	LHD1	1.8200e-003	1.4654e-003
tblVehicleEF	LHD1	0.09	0.08
tblVehicleEF	LHD1	0.38	0.72
tblVehicleEF	LHD1	0.28	0.08
tblVehicleEF	LHD1	9.2000e-005	9.2012e-005
tblVehicleEF	LHD1	6.0360e-003	6.3337e-003
tblVehicleEF	LHD1	3.6100e-004	1.0302e-004
tblVehicleEF	LHD1	4.1760e-003	4.1507e-003
tblVehicleEF	LHD1	0.13	0.12
tblVehicleEF	LHD1	0.02	0.03
tblVehicleEF	LHD1	1.8200e-003	1.4654e-003
tblVehicleEF	LHD1	0.11	0.10
tblVehicleEF	LHD1	0.38	0.72
tblVehicleEF	LHD1	0.31	0.09
tblVehicleEF	LHD2	3.8190e-003	2.8844e-003
tblVehicleEF	LHD2	5.2410e-003	4.5860e-003
tblVehicleEF	LHD2	9.1660e-003	8.8630e-003
tblVehicleEF	LHD2	0.12	0.13

tblVehicleEF	LHD2	0.55	0.69
tblVehicleEF	LHD2	1.29	0.55
tblVehicleEF	LHD2	14.32	15.17
tblVehicleEF	LHD2	614.63	635.50
tblVehicleEF	LHD2	24.89	6.65
tblVehicleEF	LHD2	0.12	0.13
tblVehicleEF	LHD2	1.69	2.20
tblVehicleEF	LHD2	0.56	0.17
tblVehicleEF	LHD2	1.3030e-003	1.5156e-003
tblVehicleEF	LHD2	0.09	0.09
tblVehicleEF	LHD2	0.01	0.01
tblVehicleEF	LHD2	0.01	0.02
tblVehicleEF	LHD2	4.2500e-004	1.1847e-004
tblVehicleEF	LHD2	1.2470e-003	1.4501e-003
tblVehicleEF	LHD2	0.04	0.04
tblVehicleEF	LHD2	2.6810e-003	2.7391e-003
tblVehicleEF	LHD2	0.01	0.02
tblVehicleEF	LHD2	3.9100e-004	1.0893e-004
tblVehicleEF	LHD2	1.4000e-003	1.4389e-003
tblVehicleEF	LHD2	0.04	0.04
tblVehicleEF	LHD2	0.01	0.02
tblVehicleEF	LHD2	7.3800e-004	6.7034e-004
tblVehicleEF	LHD2	0.06	0.07
tblVehicleEF	LHD2	0.10	0.27
tblVehicleEF	LHD2	0.12	0.04
tblVehicleEF	LHD2	1.4000e-004	1.4471e-004
tblVehicleEF	LHD2	5.9810e-003	6.1158e-003

tblVehicleEF	LHD2	2.7300e-004	6.5763e-005
tblVehicleEF	LHD2	1.4000e-003	1.4389e-003
tblVehicleEF	LHD2	0.04	0.04
tblVehicleEF	LHD2	0.02	0.02
tblVehicleEF	LHD2	7.3800e-004	6.7034e-004
tblVehicleEF	LHD2	0.07	0.09
tblVehicleEF	LHD2	0.10	0.27
tblVehicleEF	LHD2	0.14	0.05
tblVehicleEF	LHD2	3.8190e-003	2.8953e-003
tblVehicleEF	LHD2	5.3190e-003	4.6415e-003
tblVehicleEF	LHD2	8.7380e-003	8.3742e-003
tblVehicleEF	LHD2	0.12	0.13
tblVehicleEF	LHD2	0.56	0.70
tblVehicleEF	LHD2	1.21	0.51
tblVehicleEF	LHD2	14.32	15.17
tblVehicleEF	LHD2	614.63	635.52
tblVehicleEF	LHD2	24.89	6.57
tblVehicleEF	LHD2	0.12	0.13
tblVehicleEF	LHD2	1.59	2.07
tblVehicleEF	LHD2	0.54	0.16
tblVehicleEF	LHD2	1.3030e-003	1.5156e-003
tblVehicleEF	LHD2	0.09	0.09
tblVehicleEF	LHD2	0.01	0.01
tblVehicleEF	LHD2	0.01	0.02
tblVehicleEF	LHD2	4.2500e-004	1.1847e-004
tblVehicleEF	LHD2	1.2470e-003	1.4501e-003
tblVehicleEF	LHD2	0.04	0.04

tblVehicleEF	LHD2	2.6810e-003	2.7391e-003
tblVehicleEF	LHD2	0.01	0.02
tblVehicleEF	LHD2	3.9100e-004	1.0893e-004
tblVehicleEF	LHD2	2.7070e-003	3.1227e-003
tblVehicleEF	LHD2	0.05	0.05
tblVehicleEF	LHD2	0.01	0.02
tblVehicleEF	LHD2	1.6130e-003	1.8398e-003
tblVehicleEF	LHD2	0.06	0.07
tblVehicleEF	LHD2	0.10	0.28
tblVehicleEF	LHD2	0.12	0.04
tblVehicleEF	LHD2	1.4000e-004	1.4471e-004
tblVehicleEF	LHD2	5.9810e-003	6.1159e-003
tblVehicleEF	LHD2	2.7100e-004	6.5012e-005
tblVehicleEF	LHD2	2.7070e-003	3.1227e-003
tblVehicleEF	LHD2	0.05	0.05
tblVehicleEF	LHD2	0.02	0.02
tblVehicleEF	LHD2	1.6130e-003	1.8398e-003
tblVehicleEF	LHD2	0.07	0.09
tblVehicleEF	LHD2	0.10	0.28
tblVehicleEF	LHD2	0.13	0.05
tblVehicleEF	LHD2	3.8190e-003	2.8873e-003
tblVehicleEF	LHD2	5.2490e-003	4.5947e-003
tblVehicleEF	LHD2	9.0820e-003	8.7354e-003
tblVehicleEF	LHD2	0.12	0.13
tblVehicleEF	LHD2	0.55	0.69
tblVehicleEF	LHD2	1.27	0.54
tblVehicleEF	LHD2	14.32	15.17

tblVehicleEF	LHD2	614.63	635.51
tblVehicleEF	LHD2	24.89	6.62
tblVehicleEF	LHD2	0.12	0.13
tblVehicleEF	LHD2	1.67	2.17
tblVehicleEF	LHD2	0.55	0.17
tblVehicleEF	LHD2	1.3030e-003	1.5156e-003
tblVehicleEF	LHD2	0.09	0.09
tblVehicleEF	LHD2	0.01	0.01
tblVehicleEF	LHD2	0.01	0.02
tblVehicleEF	LHD2	4.2500e-004	1.1847e-004
tblVehicleEF	LHD2	1.2470e-003	1.4501e-003
tblVehicleEF	LHD2	0.04	0.04
tblVehicleEF	LHD2	2.6810e-003	2.7391e-003
tblVehicleEF	LHD2	0.01	0.02
tblVehicleEF	LHD2	3.9100e-004	1.0893e-004
tblVehicleEF	LHD2	1.4600e-003	1.6416e-003
tblVehicleEF	LHD2	0.05	0.05
tblVehicleEF	LHD2	0.01	0.02
tblVehicleEF	LHD2	7.2300e-004	6.2170e-004
tblVehicleEF	LHD2	0.06	0.07
tblVehicleEF	LHD2	0.10	0.29
tblVehicleEF	LHD2	0.12	0.04
tblVehicleEF	LHD2	1.4000e-004	1.4471e-004
tblVehicleEF	LHD2	5.9810e-003	6.1158e-003
tblVehicleEF	LHD2	2.7200e-004	6.5519e-005
tblVehicleEF	LHD2	1.4600e-003	1.6416e-003
tblVehicleEF	LHD2	0.05	0.05

tblVehicleEF	LHD2	0.02	0.02
tblVehicleEF	LHD2	7.2300e-004	6.2170e-004
tblVehicleEF	LHD2	0.07	0.09
tblVehicleEF	LHD2	0.10	0.29
tblVehicleEF	LHD2	0.13	0.05
tblVehicleEF	MCY	0.42	0.33
tblVehicleEF	MCY	0.16	0.27
tblVehicleEF	MCY	21.02	22.01
tblVehicleEF	MCY	9.91	8.98
tblVehicleEF	MCY	167.12	210.64
tblVehicleEF	MCY	46.87	62.81
tblVehicleEF	MCY	1.17	1.19
tblVehicleEF	MCY	0.31	0.27
tblVehicleEF	MCY	0.01	0.01
tblVehicleEF	MCY	4.0000e-003	4.0000e-003
tblVehicleEF	MCY	1.8190e-003	1.7184e-003
tblVehicleEF	MCY	3.7460e-003	3.2085e-003
tblVehicleEF	MCY	5.0400e-003	5.0400e-003
tblVehicleEF	MCY	1.0000e-003	1.0000e-003
tblVehicleEF	MCY	1.7050e-003	1.6112e-003
tblVehicleEF	MCY	3.5370e-003	3.0299e-003
tblVehicleEF	MCY	1.45	1.46
tblVehicleEF	MCY	0.85	0.88
tblVehicleEF	MCY	0.80	0.82
tblVehicleEF	MCY	2.26	2.21
tblVehicleEF	MCY	0.50	2.24
tblVehicleEF	MCY	2.17	1.99

tblVehicleEF	MCY	2.0790e-003	2.0845e-003
tblVehicleEF	MCY	6.9500e-004	6.2156e-004
tblVehicleEF	MCY	1.45	1.46
tblVehicleEF	MCY	0.85	0.88
tblVehicleEF	MCY	0.80	0.82
tblVehicleEF	MCY	2.76	2.69
tblVehicleEF	MCY	0.50	2.24
tblVehicleEF	MCY	2.37	2.16
tblVehicleEF	MCY	0.41	0.32
tblVehicleEF	MCY	0.14	0.22
tblVehicleEF	MCY	21.14	22.21
tblVehicleEF	MCY	9.06	8.04
tblVehicleEF	MCY	167.12	210.71
tblVehicleEF	MCY	46.87	60.21
tblVehicleEF	MCY	0.99	1.00
tblVehicleEF	MCY	0.29	0.25
tblVehicleEF	MCY	0.01	0.01
tblVehicleEF	MCY	4.0000e-003	4.0000e-003
tblVehicleEF	MCY	1.8190e-003	1.7184e-003
tblVehicleEF	MCY	3.7460e-003	3.2085e-003
tblVehicleEF	MCY	5.0400e-003	5.0400e-003
tblVehicleEF	MCY	1.0000e-003	1.0000e-003
tblVehicleEF	MCY	1.7050e-003	1.6112e-003
tblVehicleEF	MCY	3.5370e-003	3.0299e-003
tblVehicleEF	MCY	3.14	3.54
tblVehicleEF	MCY	1.28	1.46
tblVehicleEF	MCY	2.14	2.53

tblVehicleEF	MCY	2.19	2.14
tblVehicleEF	MCY	0.50	2.25
tblVehicleEF	MCY	1.87	1.65
tblVehicleEF	MCY	2.0790e-003	2.0851e-003
tblVehicleEF	MCY	6.7100e-004	5.9584e-004
tblVehicleEF	MCY	3.14	3.54
tblVehicleEF	MCY	1.28	1.46
tblVehicleEF	MCY	2.14	2.53
tblVehicleEF	MCY	2.69	2.61
tblVehicleEF	MCY	0.50	2.25
tblVehicleEF	MCY	2.03	1.80
tblVehicleEF	MCY	0.42	0.32
tblVehicleEF	MCY	0.15	0.25
tblVehicleEF	MCY	20.06	20.78
tblVehicleEF	MCY	9.53	8.40
tblVehicleEF	MCY	167.12	208.52
tblVehicleEF	MCY	46.87	61.47
tblVehicleEF	MCY	1.13	1.14
tblVehicleEF	MCY	0.31	0.26
tblVehicleEF	MCY	0.01	0.01
tblVehicleEF	MCY	4.0000e-003	4.0000e-003
tblVehicleEF	MCY	1.8190e-003	1.7184e-003
tblVehicleEF	MCY	3.7460e-003	3.2085e-003
tblVehicleEF	MCY	5.0400e-003	5.0400e-003
tblVehicleEF	MCY	1.0000e-003	1.0000e-003
tblVehicleEF	MCY	1.7050e-003	1.6112e-003
tblVehicleEF	MCY	3.5370e-003	3.0299e-003

tblVehicleEF	MCY	1.71	1.84
tblVehicleEF	MCY	1.14	1.19
tblVehicleEF	MCY	0.72	0.67
tblVehicleEF	MCY	2.22	2.16
tblVehicleEF	MCY	0.57	2.54
tblVehicleEF	MCY	2.10	1.86
tblVehicleEF	MCY	2.0630e-003	2.0635e-003
tblVehicleEF	MCY	6.8600e-004	6.0833e-004
tblVehicleEF	MCY	1.71	1.84
tblVehicleEF	MCY	1.14	1.19
tblVehicleEF	MCY	0.72	0.67
tblVehicleEF	MCY	2.71	2.63
tblVehicleEF	MCY	0.57	2.54
tblVehicleEF	MCY	2.28	2.02
tblVehicleEF	MDV	0.01	6.7807e-003
tblVehicleEF	MDV	0.02	0.10
tblVehicleEF	MDV	1.55	1.37
tblVehicleEF	MDV	3.59	3.68
tblVehicleEF	MDV	498.66	425.57
tblVehicleEF	MDV	110.76	90.69
tblVehicleEF	MDV	0.20	0.16
tblVehicleEF	MDV	0.36	0.44
tblVehicleEF	MDV	0.04	0.04
tblVehicleEF	MDV	8.0000e-003	8.0000e-003
tblVehicleEF	MDV	1.8680e-003	1.6562e-003
tblVehicleEF	MDV	2.5890e-003	2.2357e-003
tblVehicleEF	MDV	0.02	0.02

tblVehicleEF	MDV	2.0000e-003	2.0000e-003
tblVehicleEF	MDV	1.7240e-003	1.5301e-003
tblVehicleEF	MDV	2.3820e-003	2.0580e-003
tblVehicleEF	MDV	0.10	0.13
tblVehicleEF	MDV	0.21	0.19
tblVehicleEF	MDV	0.09	0.11
tblVehicleEF	MDV	0.04	0.03
tblVehicleEF	MDV	0.11	0.56
tblVehicleEF	MDV	0.28	0.52
tblVehicleEF	MDV	5.0000e-003	4.1982e-003
tblVehicleEF	MDV	1.1710e-003	8.9536e-004
tblVehicleEF	MDV	0.10	0.13
tblVehicleEF	MDV	0.21	0.19
tblVehicleEF	MDV	0.09	0.11
tblVehicleEF	MDV	0.05	0.04
tblVehicleEF	MDV	0.11	0.56
tblVehicleEF	MDV	0.31	0.57
tblVehicleEF	MDV	0.02	7.8195e-003
tblVehicleEF	MDV	0.02	0.08
tblVehicleEF	MDV	1.87	1.69
tblVehicleEF	MDV	2.99	2.99
tblVehicleEF	MDV	542.90	456.91
tblVehicleEF	MDV	110.76	89.27
tblVehicleEF	MDV	0.18	0.14
tblVehicleEF	MDV	0.33	0.41
tblVehicleEF	MDV	0.04	0.04
tblVehicleEF	MDV	8.0000e-003	8.0000e-003

tblVehicleEF	MDV	1.8680e-003	1.6562e-003
tblVehicleEF	MDV	2.5890e-003	2.2357e-003
tblVehicleEF	MDV	0.02	0.02
tblVehicleEF	MDV	2.0000e-003	2.0000e-003
tblVehicleEF	MDV	1.7240e-003	1.5301e-003
tblVehicleEF	MDV	2.3820e-003	2.0580e-003
tblVehicleEF	MDV	0.21	0.29
tblVehicleEF	MDV	0.24	0.23
tblVehicleEF	MDV	0.18	0.26
tblVehicleEF	MDV	0.04	0.04
tblVehicleEF	MDV	0.11	0.57
tblVehicleEF	MDV	0.24	0.43
tblVehicleEF	MDV	5.4470e-003	4.5076e-003
tblVehicleEF	MDV	1.1600e-003	8.8141e-004
tblVehicleEF	MDV	0.21	0.29
tblVehicleEF	MDV	0.24	0.23
tblVehicleEF	MDV	0.18	0.26
tblVehicleEF	MDV	0.06	0.05
tblVehicleEF	MDV	0.11	0.57
tblVehicleEF	MDV	0.26	0.47
tblVehicleEF	MDV	0.01	6.5501e-003
tblVehicleEF	MDV	0.02	0.10
tblVehicleEF	MDV	1.47	1.27
tblVehicleEF	MDV	3.53	3.52
tblVehicleEF	MDV	488.33	416.35
tblVehicleEF	MDV	110.76	90.40
tblVehicleEF	MDV	0.19	0.15

tblVehicleEF	MDV	0.35	0.43
tblVehicleEF	MDV	0.04	0.04
tblVehicleEF	MDV	8.0000e-003	8.0000e-003
tblVehicleEF	MDV	1.8680e-003	1.6562e-003
tblVehicleEF	MDV	2.5890e-003	2.2357e-003
tblVehicleEF	MDV	0.02	0.02
tblVehicleEF	MDV	2.0000e-003	2.0000e-003
tblVehicleEF	MDV	1.7240e-003	1.5301e-003
tblVehicleEF	MDV	2.3820e-003	2.0580e-003
tblVehicleEF	MDV	0.10	0.13
tblVehicleEF	MDV	0.23	0.20
tblVehicleEF	MDV	0.08	0.10
tblVehicleEF	MDV	0.04	0.03
tblVehicleEF	MDV	0.13	0.65
tblVehicleEF	MDV	0.28	0.51
tblVehicleEF	MDV	4.8960e-003	4.1071e-003
tblVehicleEF	MDV	1.1700e-003	8.9248e-004
tblVehicleEF	MDV	0.10	0.13
tblVehicleEF	MDV	0.23	0.20
tblVehicleEF	MDV	0.08	0.10
tblVehicleEF	MDV	0.05	0.04
tblVehicleEF	MDV	0.13	0.65
tblVehicleEF	MDV	0.31	0.56
tblVehicleEF	MH	0.04	4.0644e-003
tblVehicleEF	MH	0.03	0.00
tblVehicleEF	MH	3.60	0.38
tblVehicleEF	MH	6.96	0.00

tblVehicleEF	MH	1,048.28	936.22
tblVehicleEF	MH	59.91	0.00
tblVehicleEF	MH	1.64	5.05
tblVehicleEF	MH	0.95	0.00
tblVehicleEF	MH	0.13	0.13
tblVehicleEF	MH	0.01	0.02
tblVehicleEF	MH	0.04	0.19
tblVehicleEF	MH	1.2510e-003	0.00
tblVehicleEF	MH	0.06	0.06
tblVehicleEF	MH	3.2210e-003	4.0000e-003
tblVehicleEF	MH	0.04	0.18
tblVehicleEF	MH	1.1500e-003	0.00
tblVehicleEF	MH	1.56	0.00
tblVehicleEF	MH	0.09	0.00
tblVehicleEF	MH	0.54	0.00
tblVehicleEF	MH	0.12	0.09
tblVehicleEF	MH	0.03	0.00
tblVehicleEF	MH	0.40	0.00
tblVehicleEF	MH	0.01	8.8506e-003
tblVehicleEF	MH	7.2000e-004	0.00
tblVehicleEF	MH	1.56	0.00
tblVehicleEF	MH	0.09	0.00
tblVehicleEF	MH	0.54	0.00
tblVehicleEF	MH	0.17	0.10
tblVehicleEF	MH	0.03	0.00
tblVehicleEF	MH	0.44	0.00
tblVehicleEF	MH	0.04	4.0644e-003

tblVehicleEF	MH	0.03	0.00
tblVehicleEF	MH	3.74	0.38
tblVehicleEF	MH	6.31	0.00
tblVehicleEF	MH	1,048.28	936.22
tblVehicleEF	MH	59.91	0.00
tblVehicleEF	MH	1.50	4.73
tblVehicleEF	MH	0.90	0.00
tblVehicleEF	MH	0.13	0.13
tblVehicleEF	MH	0.01	0.02
tblVehicleEF	MH	0.04	0.19
tblVehicleEF	MH	1.2510e-003	0.00
tblVehicleEF	MH	0.06	0.06
tblVehicleEF	MH	3.2210e-003	4.0000e-003
tblVehicleEF	MH	0.04	0.18
tblVehicleEF	MH	1.1500e-003	0.00
tblVehicleEF	MH	3.12	0.00
tblVehicleEF	MH	0.11	0.00
tblVehicleEF	MH	1.30	0.00
tblVehicleEF	MH	0.12	0.09
tblVehicleEF	MH	0.03	0.00
tblVehicleEF	MH	0.37	0.00
tblVehicleEF	MH	0.01	8.8506e-003
tblVehicleEF	MH	7.0900e-004	0.00
tblVehicleEF	MH	3.12	0.00
tblVehicleEF	MH	0.11	0.00
tblVehicleEF	MH	1.30	0.00
tblVehicleEF	MH	0.17	0.10

tblVehicleEF	MH	0.03	0.00
tblVehicleEF	MH	0.41	0.00
tblVehicleEF	MH	0.04	4.0644e-003
tblVehicleEF	MH	0.03	0.00
tblVehicleEF	MH	3.61	0.38
tblVehicleEF	MH	6.87	0.00
tblVehicleEF	MH	1,048.28	936.22
tblVehicleEF	MH	59.91	0.00
tblVehicleEF	MH	1.61	4.97
tblVehicleEF	MH	0.94	0.00
tblVehicleEF	MH	0.13	0.13
tblVehicleEF	MH	0.01	0.02
tblVehicleEF	MH	0.04	0.19
tblVehicleEF	MH	1.2510e-003	0.00
tblVehicleEF	MH	0.06	0.06
tblVehicleEF	MH	3.2210e-003	4.0000e-003
tblVehicleEF	MH	0.04	0.18
tblVehicleEF	MH	1.1500e-003	0.00
tblVehicleEF	MH	1.88	0.00
tblVehicleEF	MH	0.12	0.00
tblVehicleEF	MH	0.56	0.00
tblVehicleEF	MH	0.12	0.09
tblVehicleEF	MH	0.03	0.00
tblVehicleEF	MH	0.40	0.00
tblVehicleEF	MH	0.01	8.8506e-003
tblVehicleEF	MH	7.1900e-004	0.00
tblVehicleEF	MH	1.88	0.00

tblVehicleEF	MH	0.12	0.00
tblVehicleEF	MH	0.56	0.00
tblVehicleEF	MH	0.17	0.10
tblVehicleEF	MH	0.03	0.00
tblVehicleEF	MH	0.43	0.00
tblVehicleEF	MHD	0.02	5.4628e-003
tblVehicleEF	MHD	4.1450e-003	6.2249e-003
tblVehicleEF	MHD	0.06	0.02
tblVehicleEF	MHD	0.33	0.44
tblVehicleEF	MHD	0.31	0.67
tblVehicleEF	MHD	6.00	1.87
tblVehicleEF	MHD	155.10	70.79
tblVehicleEF	MHD	1,105.72	1,107.75
tblVehicleEF	MHD	53.92	15.06
tblVehicleEF	MHD	0.63	0.57
tblVehicleEF	MHD	1.08	1.89
tblVehicleEF	MHD	11.74	0.98
tblVehicleEF	MHD	4.3700e-004	1.7551e-003
tblVehicleEF	MHD	0.13	0.13
tblVehicleEF	MHD	0.01	0.01
tblVehicleEF	MHD	5.5780e-003	0.06
tblVehicleEF	MHD	8.2200e-004	1.9575e-004
tblVehicleEF	MHD	4.1800e-004	1.6792e-003
tblVehicleEF	MHD	0.06	0.06
tblVehicleEF	MHD	3.0000e-003	3.0000e-003
tblVehicleEF	MHD	5.3330e-003	0.06
tblVehicleEF	MHD	7.5600e-004	1.7998e-004

tblVehicleEF	MHD	1.4330e-003	1.2037e-003
tblVehicleEF	MHD	0.05	0.04
tblVehicleEF	MHD	0.02	0.03
tblVehicleEF	MHD	7.1400e-004	5.5776e-004
tblVehicleEF	MHD	0.04	0.08
tblVehicleEF	MHD	0.02	0.20
tblVehicleEF	MHD	0.36	0.08
tblVehicleEF	MHD	1.4910e-003	6.7339e-004
tblVehicleEF	MHD	0.01	0.01
tblVehicleEF	MHD	6.4400e-004	1.4901e-004
tblVehicleEF	MHD	1.4330e-003	1.2037e-003
tblVehicleEF	MHD	0.05	0.04
tblVehicleEF	MHD	0.03	0.04
tblVehicleEF	MHD	7.1400e-004	5.5776e-004
tblVehicleEF	MHD	0.05	0.09
tblVehicleEF	MHD	0.02	0.20
tblVehicleEF	MHD	0.40	0.09
tblVehicleEF	MHD	0.02	5.1738e-003
tblVehicleEF	MHD	4.2290e-003	6.3499e-003
tblVehicleEF	MHD	0.05	0.02
tblVehicleEF	MHD	0.24	0.35
tblVehicleEF	MHD	0.32	0.68
tblVehicleEF	MHD	5.61	1.72
tblVehicleEF	MHD	164.29	72.16
tblVehicleEF	MHD	1,105.72	1,107.78
tblVehicleEF	MHD	53.92	14.81
tblVehicleEF	MHD	0.65	0.57

tblVehicleEF	MHD	1.01	1.76
tblVehicleEF	MHD	11.70	0.97
tblVehicleEF	MHD	3.6900e-004	1.4820e-003
tblVehicleEF	MHD	0.13	0.13
tblVehicleEF	MHD	0.01	0.01
tblVehicleEF	MHD	5.5780e-003	0.06
tblVehicleEF	MHD	8.2200e-004	1.9575e-004
tblVehicleEF	MHD	3.5300e-004	1.4178e-003
tblVehicleEF	MHD	0.06	0.06
tblVehicleEF	MHD	3.0000e-003	3.0000e-003
tblVehicleEF	MHD	5.3330e-003	0.06
tblVehicleEF	MHD	7.5600e-004	1.7998e-004
tblVehicleEF	MHD	2.8480e-003	2.6688e-003
tblVehicleEF	MHD	0.05	0.05
tblVehicleEF	MHD	0.02	0.03
tblVehicleEF	MHD	1.6690e-003	1.6086e-003
tblVehicleEF	MHD	0.04	0.08
tblVehicleEF	MHD	0.02	0.21
tblVehicleEF	MHD	0.35	0.08
tblVehicleEF	MHD	1.5770e-003	6.8659e-004
tblVehicleEF	MHD	0.01	0.01
tblVehicleEF	MHD	6.3800e-004	1.4652e-004
tblVehicleEF	MHD	2.8480e-003	2.6688e-003
tblVehicleEF	MHD	0.05	0.05
tblVehicleEF	MHD	0.03	0.03
tblVehicleEF	MHD	1.6690e-003	1.6086e-003
tblVehicleEF	MHD	0.05	0.10

tblVehicleEF	MHD	0.02	0.21
tblVehicleEF	MHD	0.38	0.09
tblVehicleEF	MHD	0.02	5.8908e-003
tblVehicleEF	MHD	4.1530e-003	6.2416e-003
tblVehicleEF	MHD	0.06	0.02
tblVehicleEF	MHD	0.46	0.57
tblVehicleEF	MHD	0.31	0.67
tblVehicleEF	MHD	5.90	1.82
tblVehicleEF	MHD	142.41	68.88
tblVehicleEF	MHD	1,105.72	1,107.76
tblVehicleEF	MHD	53.92	14.97
tblVehicleEF	MHD	0.60	0.56
tblVehicleEF	MHD	1.06	1.85
tblVehicleEF	MHD	11.73	0.98
tblVehicleEF	MHD	5.3200e-004	2.1323e-003
tblVehicleEF	MHD	0.13	0.13
tblVehicleEF	MHD	0.01	0.01
tblVehicleEF	MHD	5.5780e-003	0.06
tblVehicleEF	MHD	8.2200e-004	1.9575e-004
tblVehicleEF	MHD	5.0900e-004	2.0401e-003
tblVehicleEF	MHD	0.06	0.06
tblVehicleEF	MHD	3.0000e-003	3.0000e-003
tblVehicleEF	MHD	5.3330e-003	0.06
tblVehicleEF	MHD	7.5600e-004	1.7998e-004
tblVehicleEF	MHD	1.5800e-003	1.4225e-003
tblVehicleEF	MHD	0.05	0.04
tblVehicleEF	MHD	0.03	0.03

tblVehicleEF	MHD	7.0500e-004	5.1800e-004
tblVehicleEF	MHD	0.04	0.08
tblVehicleEF	MHD	0.02	0.22
tblVehicleEF	MHD	0.36	0.08
tblVehicleEF	MHD	1.3710e-003	6.5509e-004
tblVehicleEF	MHD	0.01	0.01
tblVehicleEF	MHD	6.4300e-004	1.4813e-004
tblVehicleEF	MHD	1.5800e-003	1.4225e-003
tblVehicleEF	MHD	0.05	0.04
tblVehicleEF	MHD	0.04	0.04
tblVehicleEF	MHD	7.0500e-004	5.1800e-004
tblVehicleEF	MHD	0.05	0.09
tblVehicleEF	MHD	0.02	0.22
tblVehicleEF	MHD	0.39	0.09
tblVehicleEF	OBUS	0.01	9.8281e-003
tblVehicleEF	OBUS	0.01	0.01
tblVehicleEF	OBUS	0.03	0.03
tblVehicleEF	OBUS	0.27	0.43
tblVehicleEF	OBUS	0.73	1.52
tblVehicleEF	OBUS	6.67	3.30
tblVehicleEF	OBUS	70.21	51.97
tblVehicleEF	OBUS	1,126.32	1,610.98
tblVehicleEF	OBUS	71.08	24.56
tblVehicleEF	OBUS	0.32	0.26
tblVehicleEF	OBUS	1.10	1.20
tblVehicleEF	OBUS	1.97	0.47
tblVehicleEF	OBUS	1.1300e-004	1.0316e-003

tblVehicleEF	OBUS	0.13	0.13
tblVehicleEF	OBUS	0.01	0.01
tblVehicleEF	OBUS	5.4210e-003	0.02
tblVehicleEF	OBUS	9.1200e-004	2.4731e-004
tblVehicleEF	OBUS	1.0800e-004	9.8700e-004
tblVehicleEF	OBUS	0.06	0.06
tblVehicleEF	OBUS	3.0000e-003	3.0000e-003
tblVehicleEF	OBUS	5.1650e-003	0.02
tblVehicleEF	OBUS	8.3900e-004	2.2739e-004
tblVehicleEF	OBUS	2.2350e-003	3.0916e-003
tblVehicleEF	OBUS	0.02	0.03
tblVehicleEF	OBUS	0.04	0.05
tblVehicleEF	OBUS	9.4600e-004	1.1802e-003
tblVehicleEF	OBUS	0.05	0.08
tblVehicleEF	OBUS	0.05	0.35
tblVehicleEF	OBUS	0.41	0.16
tblVehicleEF	OBUS	6.8200e-004	4.9868e-004
tblVehicleEF	OBUS	0.01	0.02
tblVehicleEF	OBUS	8.2800e-004	2.4302e-004
tblVehicleEF	OBUS	2.2350e-003	3.0916e-003
tblVehicleEF	OBUS	0.02	0.03
tblVehicleEF	OBUS	0.05	0.07
tblVehicleEF	OBUS	9.4600e-004	1.1802e-003
tblVehicleEF	OBUS	0.06	0.11
tblVehicleEF	OBUS	0.05	0.35
tblVehicleEF	OBUS	0.45	0.17
tblVehicleEF	OBUS	0.01	9.8612e-003

tblVehicleEF	OBUS	0.01	0.01
tblVehicleEF	OBUS	0.03	0.03
tblVehicleEF	OBUS	0.26	0.41
tblVehicleEF	OBUS	0.75	1.57
tblVehicleEF	OBUS	6.11	2.97
tblVehicleEF	OBUS	73.34	52.23
tblVehicleEF	OBUS	1,126.32	1,611.07
tblVehicleEF	OBUS	71.08	24.00
tblVehicleEF	OBUS	0.33	0.26
tblVehicleEF	OBUS	1.02	1.08
tblVehicleEF	OBUS	1.92	0.45
tblVehicleEF	OBUS	9.5000e-005	8.7177e-004
tblVehicleEF	OBUS	0.13	0.13
tblVehicleEF	OBUS	0.01	0.01
tblVehicleEF	OBUS	5.4210e-003	0.02
tblVehicleEF	OBUS	9.1200e-004	2.4731e-004
tblVehicleEF	OBUS	9.1000e-005	8.3405e-004
tblVehicleEF	OBUS	0.06	0.06
tblVehicleEF	OBUS	3.0000e-003	3.0000e-003
tblVehicleEF	OBUS	5.1650e-003	0.02
tblVehicleEF	OBUS	8.3900e-004	2.2739e-004
tblVehicleEF	OBUS	4.3510e-003	6.6825e-003
tblVehicleEF	OBUS	0.02	0.04
tblVehicleEF	OBUS	0.04	0.05
tblVehicleEF	OBUS	2.1830e-003	3.3478e-003
tblVehicleEF	OBUS	0.05	0.08
tblVehicleEF	OBUS	0.05	0.36

tblVehicleEF	OBUS	0.39	0.15
tblVehicleEF	OBUS	7.1200e-004	5.0115e-004
tblVehicleEF	OBUS	0.01	0.02
tblVehicleEF	OBUS	8.1800e-004	2.3749e-004
tblVehicleEF	OBUS	4.3510e-003	6.6825e-003
tblVehicleEF	OBUS	0.02	0.04
tblVehicleEF	OBUS	0.05	0.07
tblVehicleEF	OBUS	2.1830e-003	3.3478e-003
tblVehicleEF	OBUS	0.07	0.11
tblVehicleEF	OBUS	0.05	0.36
tblVehicleEF	OBUS	0.42	0.16
tblVehicleEF	OBUS	0.01	9.8316e-003
tblVehicleEF	OBUS	0.01	0.01
tblVehicleEF	OBUS	0.03	0.03
tblVehicleEF	OBUS	0.28	0.44
tblVehicleEF	OBUS	0.73	1.53
tblVehicleEF	OBUS	6.62	3.24
tblVehicleEF	OBUS	65.88	51.61
tblVehicleEF	OBUS	1,126.32	1,611.00
tblVehicleEF	OBUS	71.08	24.45
tblVehicleEF	OBUS	0.31	0.26
tblVehicleEF	OBUS	1.08	1.17
tblVehicleEF	OBUS	1.96	0.47
tblVehicleEF	OBUS	1.3700e-004	1.2524e-003
tblVehicleEF	OBUS	0.13	0.13
tblVehicleEF	OBUS	0.01	0.01
tblVehicleEF	OBUS	5.4210e-003	0.02

tblVehicleEF	OBUS	9.1200e-004	2.4731e-004
tblVehicleEF	OBUS	1.3100e-004	1.1982e-003
tblVehicleEF	OBUS	0.06	0.06
tblVehicleEF	OBUS	3.0000e-003	3.0000e-003
tblVehicleEF	OBUS	5.1650e-003	0.02
tblVehicleEF	OBUS	8.3900e-004	2.2739e-004
tblVehicleEF	OBUS	2.3980e-003	3.4748e-003
tblVehicleEF	OBUS	0.02	0.03
tblVehicleEF	OBUS	0.04	0.05
tblVehicleEF	OBUS	9.5900e-004	1.1271e-003
tblVehicleEF	OBUS	0.05	0.08
tblVehicleEF	OBUS	0.05	0.38
tblVehicleEF	OBUS	0.41	0.15
tblVehicleEF	OBUS	6.4100e-004	4.9528e-004
tblVehicleEF	OBUS	0.01	0.02
tblVehicleEF	OBUS	8.2700e-004	2.4194e-004
tblVehicleEF	OBUS	2.3980e-003	3.4748e-003
tblVehicleEF	OBUS	0.02	0.03
tblVehicleEF	OBUS	0.05	0.07
tblVehicleEF	OBUS	9.5900e-004	1.1271e-003
tblVehicleEF	OBUS	0.06	0.11
tblVehicleEF	OBUS	0.05	0.38
tblVehicleEF	OBUS	0.45	0.17
tblVehicleEF	SBUS	0.86	0.01
tblVehicleEF	SBUS	0.01	4.4371e-003
tblVehicleEF	SBUS	0.07	1.1456e-003
tblVehicleEF	SBUS	5.64	1.00

tblVehicleEF	SBUS	0.71	0.28
tblVehicleEF	SBUS	5.49	0.17
tblVehicleEF	SBUS	1,270.71	324.55
tblVehicleEF	SBUS	1,144.20	1,170.32
tblVehicleEF	SBUS	36.06	0.97
tblVehicleEF	SBUS	12.46	3.52
tblVehicleEF	SBUS	5.17	5.16
tblVehicleEF	SBUS	15.23	0.98
tblVehicleEF	SBUS	0.01	3.9578e-003
tblVehicleEF	SBUS	0.74	0.74
tblVehicleEF	SBUS	0.01	0.01
tblVehicleEF	SBUS	0.03	0.03
tblVehicleEF	SBUS	5.0600e-004	1.4411e-005
tblVehicleEF	SBUS	0.01	3.7866e-003
tblVehicleEF	SBUS	0.32	0.32
tblVehicleEF	SBUS	2.7630e-003	2.8815e-003
tblVehicleEF	SBUS	0.03	0.03
tblVehicleEF	SBUS	4.6500e-004	1.3250e-005
tblVehicleEF	SBUS	3.0740e-003	5.7898e-005
tblVehicleEF	SBUS	0.02	2.1608e-004
tblVehicleEF	SBUS	0.68	0.08
tblVehicleEF	SBUS	1.3130e-003	2.1958e-005
tblVehicleEF	SBUS	0.12	0.09
tblVehicleEF	SBUS	0.01	1.7428e-003
tblVehicleEF	SBUS	0.28	6.0115e-003
tblVehicleEF	SBUS	0.01	3.0720e-003
tblVehicleEF	SBUS	0.01	0.01

tblVehicleEF	SBUS	4.5600e-004	9.5621e-006
tblVehicleEF	SBUS	3.0740e-003	5.7898e-005
tblVehicleEF	SBUS	0.02	2.1608e-004
tblVehicleEF	SBUS	0.97	0.11
tblVehicleEF	SBUS	1.3130e-003	2.1958e-005
tblVehicleEF	SBUS	0.14	0.10
tblVehicleEF	SBUS	0.01	1.7428e-003
tblVehicleEF	SBUS	0.31	6.5819e-003
tblVehicleEF	SBUS	0.86	0.01
tblVehicleEF	SBUS	0.01	4.4522e-003
tblVehicleEF	SBUS	0.06	8.8875e-004
tblVehicleEF	SBUS	5.48	0.96
tblVehicleEF	SBUS	0.72	0.28
tblVehicleEF	SBUS	3.76	0.10
tblVehicleEF	SBUS	1,335.64	332.90
tblVehicleEF	SBUS	1,144.20	1,170.32
tblVehicleEF	SBUS	36.06	0.86
tblVehicleEF	SBUS	12.86	3.59
tblVehicleEF	SBUS	4.84	4.82
tblVehicleEF	SBUS	15.20	0.98
tblVehicleEF	SBUS	0.01	3.3452e-003
tblVehicleEF	SBUS	0.74	0.74
tblVehicleEF	SBUS	0.01	0.01
tblVehicleEF	SBUS	0.03	0.03
tblVehicleEF	SBUS	5.0600e-004	1.4411e-005
tblVehicleEF	SBUS	0.01	3.2005e-003
tblVehicleEF	SBUS	0.32	0.32

tblVehicleEF	SBUS	2.7630e-003	2.8815e-003
tblVehicleEF	SBUS	0.03	0.03
tblVehicleEF	SBUS	4.6500e-004	1.3250e-005
tblVehicleEF	SBUS	5.9210e-003	1.3114e-004
tblVehicleEF	SBUS	0.02	3.0235e-004
tblVehicleEF	SBUS	0.67	0.08
tblVehicleEF	SBUS	2.9370e-003	7.4268e-005
tblVehicleEF	SBUS	0.12	0.09
tblVehicleEF	SBUS	9.6420e-003	1.5133e-003
tblVehicleEF	SBUS	0.23	4.6553e-003
tblVehicleEF	SBUS	0.01	3.1509e-003
tblVehicleEF	SBUS	0.01	0.01
tblVehicleEF	SBUS	4.2700e-004	8.5449e-006
tblVehicleEF	SBUS	5.9210e-003	1.3114e-004
tblVehicleEF	SBUS	0.02	3.0235e-004
tblVehicleEF	SBUS	0.96	0.11
tblVehicleEF	SBUS	2.9370e-003	7.4268e-005
tblVehicleEF	SBUS	0.14	0.10
tblVehicleEF	SBUS	9.6420e-003	1.5133e-003
tblVehicleEF	SBUS	0.25	5.0969e-003
tblVehicleEF	SBUS	0.86	0.01
tblVehicleEF	SBUS	0.01	4.4384e-003
tblVehicleEF	SBUS	0.07	1.1307e-003
tblVehicleEF	SBUS	5.85	1.05
tblVehicleEF	SBUS	0.71	0.28
tblVehicleEF	SBUS	5.54	0.16
tblVehicleEF	SBUS	1,181.05	313.01

tblVehicleEF	SBUS	1,144.20	1,170.32
tblVehicleEF	SBUS	36.06	0.95
tblVehicleEF	SBUS	11.91	3.42
tblVehicleEF	SBUS	5.09	5.07
tblVehicleEF	SBUS	15.23	0.98
tblVehicleEF	SBUS	0.02	4.8038e-003
tblVehicleEF	SBUS	0.74	0.74
tblVehicleEF	SBUS	0.01	0.01
tblVehicleEF	SBUS	0.03	0.03
tblVehicleEF	SBUS	5.0600e-004	1.4411e-005
tblVehicleEF	SBUS	0.02	4.5960e-003
tblVehicleEF	SBUS	0.32	0.32
tblVehicleEF	SBUS	2.7630e-003	2.8815e-003
tblVehicleEF	SBUS	0.03	0.03
tblVehicleEF	SBUS	4.6500e-004	1.3250e-005
tblVehicleEF	SBUS	3.2090e-003	7.3226e-005
tblVehicleEF	SBUS	0.02	2.5411e-004
tblVehicleEF	SBUS	0.68	0.08
tblVehicleEF	SBUS	1.2980e-003	1.9839e-005
tblVehicleEF	SBUS	0.12	0.09
tblVehicleEF	SBUS	0.01	2.3232e-003
tblVehicleEF	SBUS	0.29	5.9331e-003
tblVehicleEF	SBUS	0.01	2.9630e-003
tblVehicleEF	SBUS	0.01	0.01
tblVehicleEF	SBUS	4.5600e-004	9.4415e-006
tblVehicleEF	SBUS	3.2090e-003	7.3226e-005
tblVehicleEF	SBUS	0.02	2.5411e-004

tblVehicleEF	SBUS	0.97	0.11
tblVehicleEF	SBUS	1.2980e-003	1.9839e-005
tblVehicleEF	SBUS	0.14	0.10
tblVehicleEF	SBUS	0.01	2.3232e-003
tblVehicleEF	SBUS	0.32	6.4959e-003
tblVehicleEF	UBUS	1.95	3.51
tblVehicleEF	UBUS	0.09	0.04
tblVehicleEF	UBUS	9.79	26.99
tblVehicleEF	UBUS	14.93	2.87
tblVehicleEF	UBUS	1,861.83	1,847.21
tblVehicleEF	UBUS	135.15	32.35
tblVehicleEF	UBUS	6.43	0.39
tblVehicleEF	UBUS	13.77	0.28
tblVehicleEF	UBUS	0.52	0.10
tblVehicleEF	UBUS	0.01	0.02
tblVehicleEF	UBUS	0.07	2.6233e-003
tblVehicleEF	UBUS	1.3790e-003	2.3460e-004
tblVehicleEF	UBUS	0.22	0.04
tblVehicleEF	UBUS	3.0000e-003	5.4849e-003
tblVehicleEF	UBUS	0.07	2.4902e-003
tblVehicleEF	UBUS	1.2680e-003	2.1571e-004
tblVehicleEF	UBUS	8.4220e-003	2.2153e-003
tblVehicleEF	UBUS	0.12	0.02
tblVehicleEF	UBUS	4.0730e-003	8.9013e-004
tblVehicleEF	UBUS	0.66	0.06
tblVehicleEF	UBUS	0.02	0.09
tblVehicleEF	UBUS	1.19	0.16

tblVehicleEF	UBUS	0.01	6.5545e-003
tblVehicleEF	UBUS	1.6230e-003	3.2018e-004
tblVehicleEF	UBUS	8.4220e-003	2.2153e-003
tblVehicleEF	UBUS	0.12	0.02
tblVehicleEF	UBUS	4.0730e-003	8.9013e-004
tblVehicleEF	UBUS	2.68	3.59
tblVehicleEF	UBUS	0.02	0.09
tblVehicleEF	UBUS	1.30	0.18
tblVehicleEF	UBUS	1.95	3.51
tblVehicleEF	UBUS	0.08	0.03
tblVehicleEF	UBUS	9.90	26.99
tblVehicleEF	UBUS	12.23	2.29
tblVehicleEF	UBUS	1,861.83	1,847.22
tblVehicleEF	UBUS	135.15	31.36
tblVehicleEF	UBUS	5.98	0.38
tblVehicleEF	UBUS	13.65	0.26
tblVehicleEF	UBUS	0.52	0.10
tblVehicleEF	UBUS	0.01	0.02
tblVehicleEF	UBUS	0.07	2.6233e-003
tblVehicleEF	UBUS	1.3790e-003	2.3460e-004
tblVehicleEF	UBUS	0.22	0.04
tblVehicleEF	UBUS	3.0000e-003	5.4849e-003
tblVehicleEF	UBUS	0.07	2.4902e-003
tblVehicleEF	UBUS	1.2680e-003	2.1571e-004
tblVehicleEF	UBUS	0.02	4.5597e-003
tblVehicleEF	UBUS	0.15	0.02
tblVehicleEF	UBUS	9.6640e-003	2.5650e-003

tblVehicleEF	UBUS	0.67	0.06
tblVehicleEF	UBUS	0.02	0.09
tblVehicleEF	UBUS	1.06	0.14
tblVehicleEF	UBUS	0.01	6.5546e-003
tblVehicleEF	UBUS	1.5760e-003	3.1037e-004
tblVehicleEF	UBUS	0.02	4.5597e-003
tblVehicleEF	UBUS	0.15	0.02
tblVehicleEF	UBUS	9.6640e-003	2.5650e-003
tblVehicleEF	UBUS	2.69	3.59
tblVehicleEF	UBUS	0.02	0.09
tblVehicleEF	UBUS	1.16	0.16
tblVehicleEF	UBUS	1.95	3.51
tblVehicleEF	UBUS	0.09	0.04
tblVehicleEF	UBUS	9.80	26.99
tblVehicleEF	UBUS	14.43	2.71
tblVehicleEF	UBUS	1,861.83	1,847.22
tblVehicleEF	UBUS	135.15	32.09
tblVehicleEF	UBUS	6.31	0.39
tblVehicleEF	UBUS	13.74	0.28
tblVehicleEF	UBUS	0.52	0.10
tblVehicleEF	UBUS	0.01	0.02
tblVehicleEF	UBUS	0.07	2.6233e-003
tblVehicleEF	UBUS	1.3790e-003	2.3460e-004
tblVehicleEF	UBUS	0.22	0.04
tblVehicleEF	UBUS	3.0000e-003	5.4849e-003
tblVehicleEF	UBUS	0.07	2.4902e-003
tblVehicleEF	UBUS	1.2680e-003	2.1571e-004

tblVehicleEF	UBUS	9.6690e-003	2.4056e-003
tblVehicleEF	UBUS	0.15	0.02
tblVehicleEF	UBUS	4.2700e-003	8.2079e-004
tblVehicleEF	UBUS	0.66	0.06
tblVehicleEF	UBUS	0.03	0.11
tblVehicleEF	UBUS	1.17	0.16
tblVehicleEF	UBUS	0.01	6.5546e-003
tblVehicleEF	UBUS	1.6140e-003	3.1758e-004
tblVehicleEF	UBUS	9.6690e-003	2.4056e-003
tblVehicleEF	UBUS	0.15	0.02
tblVehicleEF	UBUS	4.2700e-003	8.2079e-004
tblVehicleEF	UBUS	2.68	3.59
tblVehicleEF	UBUS	0.03	0.11
tblVehicleEF	UBUS	1.28	0.18
tblVehicleTrips	CC_TTP	28.00	0.00
tblVehicleTrips	CNW_TTP	13.00	0.00
tblVehicleTrips	CNW_TTP	41.00	0.00
tblVehicleTrips	CW_TL	9.50	40.00
tblVehicleTrips	CW_TL	9.50	40.00
tblVehicleTrips	CW_TTP	59.00	100.00
tblVehicleTrips	CW_TTP	59.00	100.00
tblVehicleTrips	DV_TP	5.00	0.00
tblVehicleTrips	DV_TP	5.00	0.00
tblVehicleTrips	PB_TP	3.00	0.00
tblVehicleTrips	PB_TP	3.00	0.00
tblVehicleTrips	PR_TP	92.00	100.00
tblVehicleTrips	PR_TP	92.00	100.00

tblVehicleTrips	ST_TR	1.32	0.43
tblVehicleTrips	ST_TR	1.68	0.38
tblVehicleTrips	SU_TR	0.68	1.07
tblVehicleTrips	SU_TR	1.68	0.38
tblVehicleTrips	WD_TR	6.97	1.06
tblVehicleTrips	WD_TR	1.68	0.38
tblWater	IndoorWaterUseRate	319,999,125.00	0.00
tblWater	IndoorWaterUseRate	546,131,562.50	213,297,953.39

2.0 Emissions Summary

2.1 Overall Construction (Maximum Daily Emission)

Unmitigated Construction

	ROG	NOx	CO	SO2	Fugitive PM10	Exhaust PM10	PM10 Total	Fugitive PM2.5	Exhaust PM2.5	PM2.5 Total	Bio- CO2	NBio- CO2	Total CO2	CH4	N2O	CO2e
Year	lb/day										lb/day					
2021	0.0000	0.0000	0.0000	0.0000	0.0000	0.0000	0.0000	0.0000	0.0000	0.0000	0.0000	0.0000	0.0000	0.0000	0.0000	0.0000
Maximum	**0.0000**	**0.0000**	**0.0000**	**0.0000**	**0.0000**	**0.0000**	**0.0000**	**0.0000**	**0.0000**	**0.0000**	**0.0000**	**0.0000**	**0.0000**	**0.0000**	**0.0000**	**0.0000**

Mitigated Construction

	ROG	NOx	CO	SO2	Fugitive PM10	Exhaust PM10	PM10 Total	Fugitive PM2.5	Exhaust PM2.5	PM2.5 Total	Bio- CO2	NBio- CO2	Total CO2	CH4	N2O	CO2e
Year	lb/day										lb/day					
2021	0.0000	0.0000	0.0000	0.0000	0.0000	0.0000	0.0000	0.0000	0.0000	0.0000	0.0000	0.0000	0.0000	0.0000	0.0000	0.0000
Maximum	**0.0000**	**0.0000**	**0.0000**	**0.0000**	**0.0000**	**0.0000**	**0.0000**	**0.0000**	**0.0000**	**0.0000**	**0.0000**	**0.0000**	**0.0000**	**0.0000**	**0.0000**	**0.0000**

	ROG	**NOx**	**CO**	**SO2**	**Fugitive PM10**	**Exhaust PM10**	**PM10 Total**	**Fugitive PM2.5**	**Exhaust PM2.5**	**PM2.5 Total**	**Bio- CO2**	**NBio-CO2**	**Total CO2**	**CH4**	**N20**	**CO2e**
Percent Reduction	**0.00**	**0.00**	**0.00**	**0.00**	**0.00**	**0.00**	**0.00**	**0.00**	**0.00**	**0.00**	**0.00**	**0.00**	**0.00**	**0.00**	**0.00**	**0.00**

2.2 Overall Operational

Unmitigated Operational

	ROG	NOx	CO	SO2	Fugitive PM10	Exhaust PM10	PM10 Total	Fugitive PM2.5	Exhaust PM2.5	PM2.5 Total	Bio- CO2	NBio- CO2	Total CO2	CH4	N2O	CO2e
Category	lb/day										lb/day					
Area	106.6056	8.9000e-003	0.9701	7.0000e-005		3.4700e-003	3.4700e-003		3.4700e-003	3.4700e-003		2.0713	2.0713	5.5000e-003		2.2088
Energy	1.4700	13.3637	11.2255	0.0802		1.0156	1.0156		1.0156	1.0156		16,036.4835	16,036.4835	0.3074	0.2940	16,131.7803
Mobile	17.2070	519.4926	153.2973	2.2458	83.7972	9.0192	92.8164	23.5072	8.6273	32.1346		236,046.0509	236,046.0509	1.0783		236,073.0095
Offroad	2.0500	23.1912	11.6098	0.0476		0.7830	0.7830		0.7203	0.7203		4,606.2019	4,606.2019	1.4897		4,643.4453
Total	**127.3327**	**556.0564**	**177.1027**	**2.3737**	**83.7972**	**10.8213**	**94.6185**	**23.5072**	**10.3668**	**33.8740**		**256,690.8076**	**256,690.8076**	**2.8810**	**0.2940**	**256,850.4439**

2.2 Overall Operational

Mitigated Operational

	ROG	NOx	CO	SO2	Fugitive PM10	Exhaust PM10	PM10 Total	Fugitive PM2.5	Exhaust PM2.5	PM2.5 Total	Bio- CO2	NBio- CO2	Total CO2	CH4	N2O	CO2e
Category	lb/day										lb/day					
Area	106.6056	8.9000e-003	0.9701	7.0000e-005		3.4700e-003	3.4700e-003		3.4700e-003	3.4700e-003		2.0713	2.0713	5.5000e-003		2.2088
Energy	1.2398	11.2704	9.4671	0.0676		0.8566	0.8566		0.8566	0.8566		13,524.4927	13,524.4927	0.2592	0.2480	13,604.8620
Mobile	17.2070	519.4926	153.2973	2.2458	83.7972	9.0192	92.8164	23.5072	8.6273	32.1346		236,046.0509	236,046.0509	1.0783		236,073.0095
Offroad	2.0500	23.1912	11.6098	0.0476		0.7830	0.7830		0.7203	0.7203		4,606.2019	4,606.2019	1.4897		4,643.4453
Total	**127.1024**	**553.9631**	**175.3443**	**2.3611**	**83.7972**	**10.6622**	**94.4594**	**23.5072**	**10.2077**	**33.7149**		**254,178.8167**	**254,178.8167**	**2.8328**	**0.2480**	**254,323.5256**

	ROG	NOx	CO	SO2	Fugitive PM10	Exhaust PM10	PM10 Total	Fugitive PM2.5	Exhaust PM2.5	PM2.5 Total	Bio- CO2	NBio-CO2	Total CO2	CH4	N20	CO2e
Percent Reduction	**0.18**	**0.38**	**0.99**	**0.53**	**0.00**	**1.47**	**0.17**	**0.00**	**1.53**	**0.47**	**0.00**	**0.98**	**0.98**	**1.67**	**15.66**	**0.98**

3.0 Construction Detail

Construction Phase

Phase Number	Phase Name	Phase Type	Start Date	End Date	Num Days Week	Num Days	Phase Description
1	Demolition	Demolition	1/4/2021	1/3/2021	5	0	

Acres of Grading (Site Preparation Phase): 0

Acres of Grading (Grading Phase): 0

Acres of Paving: 108.81

Residential Indoor: 0; Residential Outdoor: 0; Non-Residential Indoor: 0; Non-Residential Outdoor: 0; Striped Parking Area: 0 (Architectural Coating – sqft)

OffRoad Equipment

Phase Name	Offroad Equipment Type	Amount	Usage Hours	Horse Power	Load Factor
Demolition	Concrete/Industrial Saws	0	8.00	81	0.73
Demolition	Excavators	0	8.00	158	0.38
Demolition	Rubber Tired Dozers	0	8.00	247	0.40

Trips and VMT

Phase Name	Offroad Equipment Count	Worker Trip Number	Vendor Trip Number	Hauling Trip Number	Worker Trip Length	Vendor Trip Length	Hauling Trip Length	Worker Vehicle Class	Vendor Vehicle Class	Hauling Vehicle Class
Demolition	0	0.00	0.00	0.00	10.80	7.30	20.00	LD_Mix	HDT_Mix	HHDT

3.1 Mitigation Measures Construction

3.2 Demolition - 2021

Unmitigated Construction On-Site

	ROG	NOx	CO	SO2	Fugitive PM10	Exhaust PM10	PM10 Total	Fugitive PM2.5	Exhaust PM2.5	PM2.5 Total	Bio- CO2	NBio- CO2	Total CO2	CH4	N2O	CO2e
Category	lb/day										lb/day					
Off-Road	0.0000	0.0000	0.0000	0.0000	0.0000	0.0000	0.0000	0.0000	0.0000	0.0000	0.0000	0.0000	0.0000	0.0000	0.0000	0.0000
Total	**0.0000**	**0.0000**	**0.0000**	**0.0000**	**0.0000**	**0.0000**	**0.0000**	**0.0000**	**0.0000**	**0.0000**	**0.0000**	**0.0000**	**0.0000**	**0.0000**	**0.0000**	**0.0000**

Unmitigated Construction Off-Site

	ROG	NOx	CO	SO2	Fugitive PM10	Exhaust PM10	PM10 Total	Fugitive PM2.5	Exhaust PM2.5	PM2.5 Total	Bio- CO2	NBio- CO2	Total CO2	CH4	N2O	CO2e
Category	lb/day										lb/day					
Hauling	0.0000	0.0000	0.0000	0.0000	0.0000	0.0000	0.0000	0.0000	0.0000	0.0000	0.0000	0.0000	0.0000	0.0000	0.0000	0.0000
Vendor	0.0000	0.0000	0.0000	0.0000	0.0000	0.0000	0.0000	0.0000	0.0000	0.0000	0.0000	0.0000	0.0000	0.0000	0.0000	0.0000
Worker	0.0000	0.0000	0.0000	0.0000	0.0000	0.0000	0.0000	0.0000	0.0000	0.0000	0.0000	0.0000	0.0000	0.0000	0.0000	0.0000
Total	**0.0000**	**0.0000**	**0.0000**	**0.0000**	**0.0000**	**0.0000**	**0.0000**	**0.0000**	**0.0000**	**0.0000**	**0.0000**	**0.0000**	**0.0000**	**0.0000**	**0.0000**	**0.0000**

3.2 Demolition - 2021

Mitigated Construction On-Site

	ROG	NOx	CO	SO2	Fugitive PM10	Exhaust PM10	PM10 Total	Fugitive PM2.5	Exhaust PM2.5	PM2.5 Total	Bio- CO2	NBio- CO2	Total CO2	CH4	N2O	CO2e
Category	lb/day										lb/day					
Off-Road	0.0000	0.0000	0.0000	0.0000	0.0000	0.0000	0.0000	0.0000	0.0000	0.0000	0.0000	0.0000	0.0000	0.0000	0.0000	0.0000
Total	**0.0000**	**0.0000**	**0.0000**	**0.0000**	**0.0000**	**0.0000**	**0.0000**	**0.0000**	**0.0000**	**0.0000**	**0.0000**	**0.0000**	**0.0000**	**0.0000**	**0.0000**	**0.0000**

Mitigated Construction Off-Site

	ROG	NOx	CO	SO2	Fugitive PM10	Exhaust PM10	PM10 Total	Fugitive PM2.5	Exhaust PM2.5	PM2.5 Total	Bio- CO2	NBio- CO2	Total CO2	CH4	N2O	CO2e
Category	lb/day										lb/day					
Hauling	0.0000	0.0000	0.0000	0.0000	0.0000	0.0000	0.0000	0.0000	0.0000	0.0000	0.0000	0.0000	0.0000	0.0000	0.0000	0.0000
Vendor	0.0000	0.0000	0.0000	0.0000	0.0000	0.0000	0.0000	0.0000	0.0000	0.0000	0.0000	0.0000	0.0000	0.0000	0.0000	0.0000
Worker	0.0000	0.0000	0.0000	0.0000	0.0000	0.0000	0.0000	0.0000	0.0000	0.0000	0.0000	0.0000	0.0000	0.0000	0.0000	0.0000
Total	**0.0000**	**0.0000**	**0.0000**	**0.0000**	**0.0000**	**0.0000**	**0.0000**	**0.0000**	**0.0000**	**0.0000**	**0.0000**	**0.0000**	**0.0000**	**0.0000**	**0.0000**	**0.0000**

4.0 Operational Detail - Mobile

4.1 Mitigation Measures Mobile

	ROG	NOx	CO	SO2	Fugitive PM10	Exhaust PM10	PM10 Total	Fugitive PM2.5	Exhaust PM2.5	PM2.5 Total	Bio- CO2	NBio- CO2	Total CO2	CH4	N2O	CO2e
Category	lb/day										lb/day					
Mitigated	17.2070	519.4926	153.2973	2.2458	83.7972	9.0192	92.8164	23.5072	8.6273	32.1346		236,046.0509	236,046.0509	1.0783		236,073.0095
Unmitigated	17.2070	519.4926	153.2973	2.2458	83.7972	9.0192	92.8164	23.5072	8.6273	32.1346		236,046.0509	236,046.0509	1.0783		236,073.0095

4.2 Trip Summary Information

	Average Daily Trip Rate			Unmitigated	Mitigated
Land Use	Weekday	Saturday	Sunday	Annual VMT	Annual VMT
General Light Industry	1,472.07	589.35	1480.65	19,615,085	19,615,085
Other Asphalt Surfaces	0.00	0.00	0.00		
Other Non-Asphalt Surfaces	0.00	0.00	0.00		
Parking Lot	0.00	0.00	0.00		
Unrefrigerated Warehouse-No Rail	896.01	896.01	896.01	13,045,895	13,045,895
Total	2,368.08	1,485.36	2,376.65	32,660,979	32,660,979

4.3 Trip Type Information

	Miles			Trip %			Trip Purpose %		
Land Use	H-W or C-W	H-S or C-C	H-O or C-NW	H-W or C-W	H-S or C-C	H-O or C-NW	Primary	Diverted	Pass-by
General Light Industry	40.00	7.30	7.30	100.00	0.00	0.00	100	0	0
Other Asphalt Surfaces	9.50	7.30	7.30	0.00	0.00	0.00	0	0	0
Other Non-Asphalt Surfaces	9.50	7.30	7.30	0.00	0.00	0.00	0	0	0
Parking Lot	9.50	7.30	7.30	0.00	0.00	0.00	0	0	0
Unrefrigerated Warehouse-No	40.00	7.30	7.30	100.00	0.00	0.00	100	0	0

4.4 Fleet Mix

Land Use	LDA	LDT1	LDT2	MDV	LHD1	LHD2	MHD	HHD	OBUS	UBUS	MCY	SBUS	MH
General Light Industry	0.000000	0.000000	0.000000	0.000000	0.373600	0.000000	0.182100	0.444300	0.000000	0.000000	0.000000	0.000000	0.000000
Other Asphalt Surfaces	0.549952	0.037123	0.179649	0.119457	0.017229	0.005267	0.017877	0.062669	0.001348	0.001607	0.006000	0.000812	0.001010
Other Non-Asphalt Surfaces	0.549952	0.037123	0.179649	0.119457	0.017229	0.005267	0.017877	0.062669	0.001348	0.001607	0.006000	0.000812	0.001010
Parking Lot	0.549952	0.037123	0.179649	0.119457	0.017229	0.005267	0.017877	0.062669	0.001348	0.001607	0.006000	0.000812	0.001010
Unrefrigerated Warehouse-No Rail	0.000000	0.000000	0.000000	0.000000	0.107100	0.000000	0.107100	0.785800	0.000000	0.000000	0.000000	0.000000	0.000000

5.0 Energy Detail

Historical Energy Use: N

5.1 Mitigation Measures Energy

Exceed Title 24

	ROG	NOx	CO	SO2	Fugitive PM10	Exhaust PM10	PM10 Total	Fugitive PM2.5	Exhaust PM2.5	PM2.5 Total	Bio- CO2	NBio- CO2	Total CO2	CH4	N2O	CO2e
Category	lb/day										lb/day					
NaturalGas Mitigated	1.2398	11.2704	9.4671	0.0676		0.8566	0.8566		0.8566	0.8566		13,524.4927	13,524.4927	0.2592	0.2480	13,604.8620
NaturalGas Unmitigated	1.4700	13.3637	11.2255	0.0802		1.0156	1.0156		1.0156	1.0156		16,036.4835	16,036.4835	0.3074	0.2940	16,131.7803

5.2 Energy by Land Use - NaturalGas

Unmitigated

	NaturalGas Use	ROG	NOx	CO	SO2	Fugitive PM10	Exhaust PM10	PM10 Total	Fugitive PM2.5	Exhaust PM2.5	PM2.5 Total	Bio- CO2	NBio- CO2	Total CO2	CH4	N2O	CO2e
Land Use	kBTU/yr	lb/day										lb/day					
General Light Industry	123175	1.3284	12.0760	10.1439	0.0725		0.9178	0.9178		0.9178	0.9178		14,491.2312	14,491.2312	0.2778	0.2657	14,577.3453
Other Asphalt Surfaces	0	0.0000	0.0000	0.0000	0.0000		0.0000	0.0000		0.0000	0.0000		0.0000	0.0000	0.0000	0.0000	0.0000
Other Non-Asphalt Surfaces	0	0.0000	0.0000	0.0000	0.0000		0.0000	0.0000		0.0000	0.0000		0.0000	0.0000	0.0000	0.0000	0.0000
Parking Lot	0	0.0000	0.0000	0.0000	0.0000		0.0000	0.0000		0.0000	0.0000		0.0000	0.0000	0.0000	0.0000	0.0000
Unrefrigerated Warehouse-No Rail	13134.6	0.1417	1.2877	1.0817	7.7300e-003		0.0979	0.0979		0.0979	0.0979		1,545.2524	1,545.2524	0.0296	0.0283	1,554.4350
Total		**1.4700**	**13.3637**	**11.2255**	**0.0802**		**1.0157**	**1.0157**		**1.0157**	**1.0157**		**16,036.4835**	**16,036.4835**	**0.3074**	**0.2940**	**16,131.7803**

5.2 Energy by Land Use - NaturalGas

Mitigated

	NaturalGas Use	ROG	NOx	CO	SO2	Fugitive PM10	Exhaust PM10	PM10 Total	Fugitive PM2.5	Exhaust PM2.5	PM2.5 Total	Bio- CO2	NBio- CO2	Total CO2	CH4	N2O	CO2e
Land Use	kBTU/yr	lb/day										lb/day					
General Light Industry	105.706	1.1400	10.3633	8.7052	0.0622		0.7876	0.7876		0.7876	0.7876		12,435.9651	12,435.9651	0.2384	0.2280	12,509.8659
Other Asphalt Surfaces	0	0.0000	0.0000	0.0000	0.0000		0.0000	0.0000		0.0000	0.0000		0.0000	0.0000	0.0000	0.0000	0.0000
Other Non-Asphalt Surfaces	0	0.0000	0.0000	0.0000	0.0000		0.0000	0.0000		0.0000	0.0000		0.0000	0.0000	0.0000	0.0000	0.0000
Parking Lot	0	0.0000	0.0000	0.0000	0.0000		0.0000	0.0000		0.0000	0.0000		0.0000	0.0000	0.0000	0.0000	0.0000
Unrefrigerated Warehouse-No Rail	9.25248	0.0998	0.9071	0.7620	5.4400e-003		0.0689	0.0689		0.0689	0.0689		1,088.5275	1,088.5275	0.0209	0.0200	1,094.9961
Total		**1.2397**	**11.2704**	**9.4672**	**0.0676**		**0.8566**	**0.8566**		**0.8566**	**0.8566**		**13,524.4927**	**13,524.4927**	**0.2592**	**0.2480**	**13,604.8620**

6.0 Area Detail

6.1 Mitigation Measures Area

	ROG	NOx	CO	SO2	Fugitive PM10	Exhaust PM10	PM10 Total	Fugitive PM2.5	Exhaust PM2.5	PM2.5 Total	Bio- CO2	NBio- CO2	Total CO2	CH4	N2O	CO2e
Category	lb/day										lb/day					
Mitigated	106.6056	8.9000e-003	0.9701	7.0000e-005		3.4700e-003	3.4700e-003		3.4700e-003	3.4700e-003		2.0713	2.0713	5.5000e-003		2.2088
Unmitigated	106.6056	8.9000e-003	0.9701	7.0000e-005		3.4700e-003	3.4700e-003		3.4700e-003	3.4700e-003		2.0713	2.0713	5.5000e-003		2.2088

6.2 Area by SubCategory

Unmitigated

	ROG	NOx	CO	SO2	Fugitive PM10	Exhaust PM10	PM10 Total	Fugitive PM2.5	Exhaust PM2.5	PM2.5 Total	Bio- CO2	NBio- CO2	Total CO2	CH4	N2O	CO2e
SubCategory	lb/day										lb/day					
Architectural Coating	24.6838					0.0000	0.0000		0.0000	0.0000			0.0000			0.0000
Consumer Products	81.8312					0.0000	0.0000		0.0000	0.0000			0.0000			0.0000
Landscaping	0.0906	8.9000e-003	0.9701	7.0000e-005		3.4700e-003	3.4700e-003		3.4700e-003	3.4700e-003		2.0713	2.0713	5.5000e-003		2.2088
Total	**106.6056**	**8.9000e-003**	**0.9701**	**7.0000e-005**		**3.4700e-003**	**3.4700e-003**		**3.4700e-003**	**3.4700e-003**		**2.0713**	**2.0713**	**5.5000e-003**		**2.2088**

6.2 Area by SubCategory

Mitigated

	ROG	NOx	CO	SO2	Fugitive PM10	Exhaust PM10	PM10 Total	Fugitive PM2.5	Exhaust PM2.5	PM2.5 Total	Bio- CO2	NBio- CO2	Total CO2	CH4	N2O	CO2e
SubCategory	lb/day										lb/day					
Architectural Coating	24.6838					0.0000	0.0000		0.0000	0.0000			0.0000			0.0000
Consumer Products	81.8312					0.0000	0.0000		0.0000	0.0000			0.0000			0.0000
Landscaping	0.0906	8.9000e-003	0.9701	7.0000e-005		3.4700e-003	3.4700e-003		3.4700e-003	3.4700e-003		2.0713	2.0713	5.5000e-003		2.2088
Total	**106.6056**	**8.9000e-003**	**0.9701**	**7.0000e-005**		**3.4700e-003**	**3.4700e-003**		**3.4700e-003**	**3.4700e-003**		**2.0713**	**2.0713**	**5.5000e-003**		**2.2088**

7.0 Water Detail

7.1 Mitigation Measures Water

Apply Water Conservation Strategy

8.0 Waste Detail

8.1 Mitigation Measures Waste

Institute Recycling and Composting Services

9.0 Operational Offroad

Equipment Type	Number	Hours/Day	Days/Year	Horse Power	Load Factor	Fuel Type
Tractors/Loaders/Backhoes	15	4.00	365	200	0.37	CNG

UnMitigated/Mitigated

	ROG	NOx	CO	SO2	Fugitive PM10	Exhaust PM10	PM10 Total	Fugitive PM2.5	Exhaust PM2.5	PM2.5 Total	Bio- CO2	NBio- CO2	Total CO2	CH4	N2O	CO2e
Equipment Type	lb/day										lb/day					
Tractors/Loaders/ Backhoes	2.0500	23.1912	11.6098	0.0476		0.7830	0.7830		0.7203	0.7203		4,606.2019	4,606.2019	1.4897		4,643.4453
Total	**2.0500**	**23.1912**	**11.6098**	**0.0476**		**0.7830**	**0.7830**		**0.7203**	**0.7203**		**4,606.2019**	**4,606.2019**	**1.4897**		**4,643.4453**

10.0 Stationary Equipment

Fire Pumps and Emergency Generators

Equipment Type	Number	Hours/Day	Hours/Year	Horse Power	Load Factor	Fuel Type

Boilers

Equipment Type	Number	Heat Input/Day	Heat Input/Year	Boiler Rating	Fuel Type

User Defined Equipment

Equipment Type	Number

11.0 Vegetation

This page intentionally left blank

APPENDIX 3.5:

EMFAC2017 EMISSIONS

EMFAC2017 Derived CalEEMod Annual Emission Rates: Year 2021[1,2]

Season	Pollutant	LDA	LDT1	LDT2	MDV	LHDT1	LHDT2	MHDT	HHDT	OBUS	UBUS	MCY	SBUS	MH
Annual	CH4_IDLEX	0	0	0	0	0.0047002	0.002884393	0.005462799	0.033944412	0.0098281	0	0	0.0148569	0
Annual	CH4_RUNEX	0.0026749	0.0073485	0.0046236	0.0067807	0.0076648	0.00458596	0.006224944	0.00277306	0.013413	3.5090854	0.3255683	0.0044371	0.0040644
Annual	CH4_STREX	0.0578648	0.0956738	0.0841905	0.1027589	0.0167827	0.008863023	0.016065028	1.18311E-07	0.0304842	0.0390267	0.2651581	0.0011456	0
Annual	CO_IDLEX	0	0	0	0	0.1684277	0.126983399	0.441332374	9.629008375	0.4258242	0	0	0.9993574	0
Annual	CO_RUNEX	0.6683081	1.4995434	1.0191772	1.3735844	1.1461745	0.691622288	0.667847037	0.277099563	1.5190457	26.99105	22.013324	0.2793525	0.3770585
Annual	CO_STREX	2.2969213	2.6225455	2.9966249	3.6754582	1.0718362	0.554496556	1.871427004	0.000833471	3.30223	2.8692608	8.9844073	0.1653752	0
Annual	CO2_NBIO_IDLEX	0	0	0	0	9.5248787	15.17260314	70.78529758	1752.039462	51.970891	0	0	324.54587	0
Annual	CO2_NBIO_RUNEX	266.85269	316.00046	341.92445	425.57046	651.42903	635.5045078	1107.75197	1319.403427	1610.984	1847.2145	210.64393	1170.3186	936.21688
Annual	CO2_NBIO_STREX	55.748836	67.906481	73.807937	90.686337	10.459744	6.645552615	15.05777141	0.011729666	24.557554	32.354784	62.809923	0.9662743	0
Annual	NOX_IDLEX	0	0	0	0	0.0883012	0.131332727	0.566606408	8.890806324	0.2583853	0	0	3.5179937	0
Annual	NOX_RUNEX	0.046995	0.1511193	0.1113042	0.1567988	2.0544623	2.201925109	1.886552977	2.622989174	1.2049041	0.3881814	1.1909885	5.1565592	5.0527138
Annual	NOX_STREX[3]	0.2056189	0.3324369	0.3596246	0.4385097	0.3043943	0.173823645	0.977976616	1.950342423	0.4712958	0.2816151	0.2684624	0.976146	0
Annual	PM10_IDLEX	0	0	0	0	0.0010218	0.001515623	0.001755109	0.013662057	0.0010316	0	0	0.0039578	0
Annual	PM10_PMBW	0.03675	0.03675	0.03675	0.03675	0.07644	0.089180026	0.130340037	0.061625751	0.13034	0.1001032	0.01176	0.7448002	0.13034
Annual	PM10_PMTW	0.008	0.008	0.008	0.008	0.0100668	0.010956414	0.012000003	0.035931291	0.012	0.0219395	0.004	0.0115259	0.016
Annual	PM10_RUNEX	0.0014183	0.0021814	0.0014805	0.0016562	0.0135621	0.016497405	0.062150004	0.051808762	0.0178282	0.0026233	0.0017184	0.0324313	0.1852408
Annual	PM10_STREX	0.0019604	0.0031178	0.0020856	0.0022357	0.00028	0.000118469	0.000195749	4.76187E-07	0.0002473	0.0002346	0.0032085	1.441E-05	0
Annual	PM25_IDLEX	0	0	0	0	0.0009776	0.001450058	0.001679184	0.013071042	0.000987	0	0	0.0037866	0
Annual	PM25_PMBW	0.01575	0.01575	0.01575	0.01575	0.03276	0.038220011	0.055860016	0.026411036	0.05586	0.0429014	0.00504	0.3192001	0.05586
Annual	PM25_PMTW	0.002	0.002	0.002	0.002	0.0025167	0.002739104	0.003000001	0.008982823	0.003	0.0054849	0.001	0.0028815	0.004
Annual	PM25_RUNEX	0.0013072	0.0020076	0.0013625	0.0015301	0.012951	0.015773414	0.059452771	0.049567525	0.0170332	0.0024902	0.0016112	0.0310217	0.1772273
Annual	PM25_STREX	0.0018026	0.0028671	0.0019178	0.002058	0.0002574	0.000108928	0.000179984	4.37836E-07	0.0002274	0.0002157	0.0030299	1.325E-05	0
Annual	ROG_DIURN	0.0686027	0.2140615	0.1163696	0.1295337	0.0034939	0.00143893	0.00120368	2.36398E-06	0.0030916	0.0022153	1.461458	5.79E-05	0
Annual	ROG_HTSK	0.1140346	0.29062	0.1683612	0.1866671	0.0953605	0.042301854	0.036930097	6.93275E-05	0.0305995	0.0154164	0.8796803	0.0002161	0
Annual	ROG_IDLEX	0	0	0	0	0.0205898	0.015414074	0.026933596	0.730244569	0.0489331	0	0	0.0799162	0
Annual	ROG_RESTL	0.051984	0.1434438	0.0901802	0.1061315	0.0015523	0.000670337	0.000557764	1.2306E-06	0.0011802	0.0008901	0.8162044	2.196E-05	0
Annual	ROG_RUNEX	0.0106151	0.0328535	0.0195157	0.0319818	0.0812705	0.072897571	0.078673463	0.053070192	0.0813611	0.0566542	2.2061452	0.0886078	0.087504
Annual	ROG_RUNLS	0.2287987	0.9834642	0.5470746	0.5638528	0.671418	0.271613447	0.204632415	0.000367536	0.3536574	0.0930351	2.2378205	0.0017428	0
Annual	ROG_STREX	0.2622446	0.4997704	0.4080381	0.5210898	0.0849194	0.043950296	0.083861199	6.08414E-07	0.156008	0.1642388	1.9869902	0.0060115	0
Annual	SO2_IDLEX	0	0	0	0	9.201E-05	0.000144713	0.000673394	0.016551555	0.0004987	0	0	0.003072	0
Annual	SO2_RUNEX	0.0026339	0.0031199	0.0033752	0.0041982	0.0063337	0.006115786	0.010638055	0.01246288	0.0158273	0.0065545	0.0020845	0.0111005	0.0088506
Annual	SO2_STREX	0.0005504	0.0006704	0.0007287	0.0008954	0.0001035	6.57631E-05	0.000149009	1.16075E-07	0.000243	0.0003202	0.0006216	9.562E-06	0
Annual	TOG_DIURN	0.0686095	0.2140829	0.1163812	0.1295467	0.0034939	0.00143893	0.00120368	2.36398E-06	0.0030916	0.0022153	1.461458	5.79E-05	0
Annual	TOG_HTSK	0.114046	0.290649	0.168378	0.1866858	0.0953605	0.042301854	0.036930097	6.93275E-05	0.0305995	0.0154164	0.8796803	0.0002161	0
Annual	TOG_IDLEX	0	0	0	0	0.0287558	0.02054545	0.03671194	0.831354429	0.0663601	0	0	0.1089966	0
Annual	TOG_RESTL	0.0519892	0.1434582	0.0901892	0.1061422	0.0015523	0.000670337	0.000557764	1.2306E-06	0.0011802	0.0008901	0.8162044	2.196E-05	0
Annual	TOG_RUNEX	0.0154364	0.0478809	0.0284369	0.0445839	0.1005817	0.085208121	0.094760997	0.060752637	0.1113712	3.588771	2.6880152	0.1013931	0.0996175
Annual	TOG_RUNLS	0.2288216	0.9835625	0.5471293	0.5639092	0.671418	0.271613447	0.204632415	0.000367536	0.3536574	0.0930351	2.2378205	0.0017428	0
Annual	TOG_STREX	0.2871802	0.5472901	0.4468374	0.5705648	0.0929761	0.048120042	0.091817457	6.66137E-07	0.1708092	0.1798209	2.1613607	0.0065819	0
Summer	CH4_IDLEX	0	0	0	0	0.0047187	0.002895333	0.005173765	0.03555194	0.0098612	0	0	0.0148762	0
Summer	CH4_RUNEX	0.0031454	0.0085438	0.0054059	0.0078195	0.0078854	0.00464152	0.00634993	0.00277429	0.0138262	3.5091583	0.3176694	0.0044522	0.0040644
Summer	CH4_STREX	0.0479321	0.0785458	0.0695562	0.0848259	0.0158536	0.00837419	0.015164352	1.10826E-07	0.0284746	0.034398	0.2224301	0.0008888	0
Summer	CO_IDLEX	0	0	0	0	0.1684277	0.126983399	0.35188912	9.44758006	0.4131207	0	0	0.9606434	0
Summer	CO_RUNEX	0.848539	1.8637435	1.280343	1.692519	1.1749269	0.698093127	0.682499887	0.277528535	1.5670807	26.994273	22.206278	0.280191	0.3770585
Summer	CO_STREX	1.8729499	2.1262353	2.4312682	2.9894728	0.9886781	0.512171237	1.723460472	0.000767818	2.9725315	2.2865079	8.0447805	0.1033972	0
Summer	CO2_NBIO_IDLEX	0	0	0	0	9.5248787	15.17260314	72.16075658	1740.606667	52.231838	0	0	332.89886	0
Summer	CO2_NBIO_RUNEX	295.36402	345.58074	371.15686	456.90769	651.47987	635.5158777	1107.777975	1319.404146	1611.0689	1847.2205	210.70519	1170.3202	936.21688
Summer	CO2_NBIO_STREX	54.914408	66.802807	72.656748	89.274077	10.310935	6.569679426	14.80651523	0.011625479	23.999229	31.363762	60.211341	0.863482	0
Summer	NOX_IDLEX	0	0	0	0	0.0883012	0.131332727	0.572538683	8.563880877	0.2580462	0	0	3.5900222	0
Summer	NOX_RUNEX	0.0426474	0.1353447	0.1003464	0.1409154	1.9178599	2.065042641	1.756708404	2.462832844	1.0836509	0.3769315	0.9999713	4.8196409	4.7330264
Summer	NOX_STREX[3]	0.1910134	0.308476	0.3339413	0.4070907	0.2861811	0.163441967	0.96930326	1.9503283	0.4534051	0.2627958	0.2469996	0.9752466	0
Summer	PM10_IDLEX	0	0	0	0	0.0010218	0.001515623	0.001481959	0.013167913	0.0008718	0	0	0.0033452	0
Summer	PM10_PMBW	0.03675	0.03675	0.03675	0.03675	0.07644	0.089180026	0.130340037	0.061625751	0.13034	0.1001032	0.01176	0.7448002	0.13034
Summer	PM10_PMTW	0.008	0.008	0.008	0.008	0.0100668	0.010956414	0.012000003	0.035931291	0.012	0.0219395	0.004	0.0115259	0.016
Summer	PM10_RUNEX	0.0014183	0.0021814	0.0014805	0.0016562	0.0135621	0.016497405	0.062150004	0.051808762	0.0178282	0.0026233	0.0017184	0.0324313	0.1852408
Summer	PM10_STREX	0.0019604	0.0031178	0.0020856	0.0022357	0.00028	0.000118469	0.000195749	4.76187E-07	0.0002473	0.0002346	0.0032085	1.441E-05	0
Summer	PM25_IDLEX	0	0	0	0	0.0009776	0.001450058	0.00141785	0.012598274	0.0008341	0	0	0.0032005	0
Summer	PM25_PMBW	0.01575	0.01575	0.01575	0.01575	0.03276	0.038220011	0.055860016	0.026411036	0.05586	0.0429014	0.00504	0.3192001	0.05586
Summer	PM25_PMTW	0.002	0.002	0.002	0.002	0.0025167	0.002739104	0.003000001	0.008982823	0.003	0.0054849	0.001	0.0028815	0.004
Summer	PM25_RUNEX	0.0013072	0.0020076	0.0013625	0.0015301	0.012951	0.015773414	0.059452771	0.049567525	0.0170332	0.0024902	0.0016112	0.0310217	0.1772273
Summer	PM25_STREX	0.0018026	0.0028671	0.0019178	0.002058	0.0002574	0.000108928	0.000179984	4.37836E-07	0.0002274	0.0002157	0.0030299	1.325E-05	0
Summer	ROG_DIURN	0.1557458	0.493328	0.2633941	0.2917439	0.0076478	0.00312269	0.002668816	5.65315E-06	0.0066825	0.0045597	3.5436931	0.0001311	0
Summer	ROG_HTSK	0.1411721	0.388091	0.2116025	0.2267625	0.1227998	0.053995519	0.046967391	8.77623E-05	0.035726	0.0204902	1.4606602	0.0003023	0
Summer	ROG_IDLEX	0	0	0	0	0.0205898	0.015414074	0.025666587	0.764823046	0.0489581	0	0	0.0797945	0
Summer	ROG_RESTL	0.1306789	0.3702802	0.2242604	0.2606185	0.0043187	0.001839844	0.001608566	4.03344E-06	0.0033478	0.002565	2.5274785	7.427E-05	0
Summer	ROG_RUNEX	0.0123358	0.0379384	0.0225903	0.036078	0.0824906	0.073155694	0.079317948	0.053079255	0.0833996	0.0568686	2.1361077	0.0886668	0.087504
Summer	ROG_RUNLS	0.2301911	0.9968321	0.5528288	0.5699317	0.6834737	0.276876048	0.210412452	0.000384076	0.3590939	0.0922682	2.2521319	0.0015133	0
Summer	ROG_STREX	0.214331	0.4059684	0.3327034	0.4250718	0.0798556	0.041333226	0.078880534	5.72279E-07	0.1453639	0.1441845	1.6530152	0.0046553	0
Summer	SO2_IDLEX	0	0	0	0	9.201E-05	0.000144713	0.000686586	0.016443552	0.0005011	0	0	0.0031509	0
Summer	SO2_RUNEX	0.0029154	0.0034119	0.0036638	0.0045076	0.0063342	0.006115898	0.010638313	0.012462887	0.0158282	0.0065546	0.0020851	0.0111005	0.0088506
Summer	SO2_STREX	0.0005422	0.0006596	0.0007173	0.0008814	0.000102	6.50123E-05	0.000146522	1.15044E-07	0.0002375	0.0003104	0.0005958	8.545E-06	0
Summer	TOG_DIURN	0.1557613	0.4933773	0.2634204	0.291773	0.0076478	0.00312269	0.002668816	5.65315E-06	0.0066825	0.0045597	3.5436931	0.0001311	0
Summer	TOG_HTSK	0.1411862	0.3881298	0.2116236	0.2267852	0.1227998	0.053995519	0.046967391	8.77623E-05	0.035726	0.0204902	1.4606602	0.0003023	0
Summer	TOG_IDLEX	0	0	0	0	0.0287558	0.02054545	0.034906564	0.870720848	0.0663885	0	0	0.1088581	0
Summer	TOG_RESTL	0.1306919	0.3703173	0.2242828	0.2606446	0.0043187	0.001839844	0.001608566	4.03344E-06	0.0033478	0.002565	2.5274785	7.427E-05	0
Summer	TOG_RUNEX	0.0179449	0.0552921	0.0329196	0.0506269	0.1023621	0.085584774	0.095701429	0.060765863	0.1143458	3.5890837	2.6058402	0.1014791	0.0996175
Summer	TOG_RUNLS	0.2302141	0.9969318	0.5528841	0.5699887	0.6834737	0.276876048	0.210412452	0.000384076	0.3590939	0.0922682	2.2521319	0.0015133	0
Summer	TOG_STREX	0.2347108	0.4445693	0.3643394	0.4654297	0.0874318	0.04525468	0.086364256	6.26574E-07	0.1591552	0.1578639	1.79816	0.0050969	0

Winter	CH4_IDLEX	0	0	0	0	0.0047053	0.002887331	0.005890815	0.031700032	0.0098316	0	0	0.014866	0
Winter	CH4_RUNEX	0.0025905	0.007125	0.0044829	0.0065501	0.0076945	0.004594716	0.006241599	0.002480891	0.0134788	3.5090966	0.3196593	0.0044384	0.0040644
Winter	CH4_STREX	0.0566311	0.0934567	0.0823531	0.1004643	0.0165382	0.008735425	0.015787123	1.16312E-07	0.0301582	0.0380602	0.2495332	0.0011307	0
Winter	CO_IDLEX	0	0	0	0	0.1684277	0.126983399	0.566254416	9.87905054	0.4433672	0	0	1.0528195	0
Winter	CO_RUNEX	0.617299	1.3939069	0.944598	1.2689154	1.149984	0.692542589	0.669977396	0.276075954	1.5262654	26.991476	20.783926	0.2794205	0.3770585
Winter	CO_STREX	2.2022723	2.5111953	2.8744225	3.5220018	1.0433986	0.540379625	1.818488598	0.000810268	3.2372798	2.7128399	8.4044802	0.1578565	0
Winter	CO2_NBIO_IDLEX	0	0	0	0	9.5248787	15.17260314	68.87746911	1767.737047	51.610534	0	0	313.01079	0
Winter	CO2_NBIO_RUNEX	258.48166	307.31545	333.34237	416.34827	651.43572	635.5061277	1107.755748	1319.159044	1610.9968	1847.2153	208.5212	1170.3188	936.21688
Winter	CO2_NBIO_STREX	55.576148	67.683144	73.578255	90.39556	10.410133	6.620851303	14.96929322	0.011692854	24.448803	32.092634	61.473182	0.954093	0
Winter	NOX_IDLEX	0	0	0	0	0.0883012	0.131332727	0.558413089	9.341832015	0.2588537	0	0	3.4185259	0
Winter	NOX_RUNEX	0.0436753	0.1408216	0.1035247	0.1460964	2.0188258	2.166145569	1.852985277	2.583567528	1.173618	0.3853519	1.1444349	5.0749656	4.970195
Winter	NOX_STREX[3]	0.2006999	0.3246921	0.3511054	0.4281314	0.2978902	0.170097764	0.97512097	1.950337773	0.4653645	0.2771659	0.2632045	0.97606	0
Winter	PM10_IDLEX	0	0	0	0	0.0010218	0.001515623	0.002132317	0.014344279	0.0012524	0	0	0.0048038	0
Winter	PM10_PMBW	0.03675	0.03675	0.03675	0.03675	0.07644	0.089180026	0.130340037	0.061621215	0.13034	0.1001032	0.01176	0.7448002	0.13034
Winter	PM10_PMTW	0.008	0.008	0.008	0.008	0.0100668	0.010956414	0.012000003	0.035928646	0.012	0.0219395	0.004	0.0115259	0.016
Winter	PM10_RUNEX	0.0014183	0.0021814	0.0014805	0.0016562	0.0135621	0.016497405	0.062150004	0.051808539	0.0178282	0.0026233	0.0017184	0.0324313	0.1852408
Winter	PM10_STREX	0.0019604	0.0031178	0.0020856	0.0022357	0.00028	0.000118469	0.000195749	4.76187E-07	0.0002473	0.0002346	0.0032085	1.441E-05	0
Winter	PM25_IDLEX	0	0	0	0	0.0009776	0.001450058	0.002040074	0.013723751	0.0011982	0	0	0.004596	0
Winter	PM25_PMBW	0.01575	0.01575	0.01575	0.01575	0.03276	0.038220011	0.055860016	0.026409092	0.05586	0.0429014	0.00504	0.3192001	0.05586
Winter	PM25_PMTW	0.002	0.002	0.002	0.002	0.0025167	0.002739104	0.003000001	0.008982161	0.003	0.0054849	0.001	0.0028815	0.004
Winter	PM25_RUNEX	0.0013072	0.0020076	0.0013625	0.0015301	0.012951	0.015773414	0.059452771	0.049567312	0.0170332	0.0024902	0.0016112	0.0310217	0.1772273
Winter	PM25_STREX	0.0018026	0.0028671	0.0019178	0.002058	0.0002574	0.000108928	0.000179984	4.37836E-07	0.0002274	0.0002157	0.0030299	1.325E-05	0
Winter	ROG_DIURN	0.0736593	0.2410085	0.1236088	0.1345147	0.0041507	0.001641618	0.001422545	2.73437E-06	0.0034748	0.0024056	1.8435234	7.323E-05	0
Winter	ROG_HTSK	0.125992	0.3389592	0.1883636	0.2045931	0.1153841	0.049653004	0.041823676	8.44099E-05	0.0331301	0.0174081	1.188463	0.0002541	0
Winter	ROG_IDLEX	0	0	0	0	0.0205898	0.015414074	0.028704829	0.68249299	0.0488987	0	0	0.0800842	0
Winter	ROG_RESTL	0.0470322	0.128741	0.081932	0.0969481	0.0014654	0.000621704	0.000518002	1.10931E-06	0.0011271	0.0008208	0.6725868	1.984E-05	0
Winter	ROG_RUNEX	0.0102385	0.031703	0.0188404	0.0306903	0.0814211	0.072934926	0.078766411	0.053066986	0.0816807	0.0566849	2.157056	0.0886133	0.087504
Winter	ROG_RUNLS	0.2587147	1.15611	0.6373986	0.6519435	0.7247069	0.294198042	0.223001825	0.000382932	0.3774331	0.1125847	2.5444428	0.0023232	0
Winter	ROG_STREX	0.2555883	0.4859417	0.3974461	0.5070816	0.0835682	0.043257652	0.082500654	5.98543E-07	0.1542801	0.1600051	1.8612281	0.0059331	0
Winter	SO2_IDLEX	0	0	0	0	9.201E-05	0.000144713	0.000655094	0.016700703	0.0004953	0	0	0.002963	0
Winter	SO2_RUNEX	0.0025512	0.0030341	0.0032904	0.0041071	0.0063337	0.006115802	0.010638093	0.01246288	0.0158275	0.0065546	0.0020635	0.0111005	0.0088506
Winter	SO2_STREX	0.0005487	0.0006682	0.0007264	0.0008925	0.000103	6.55187E-05	0.000148133	1.1571E-07	0.0002419	0.0003176	0.0006083	9.442E-06	0
Winter	TOG_DIURN	0.0736667	0.2410326	0.1236211	0.1345282	0.0041507	0.001641618	0.001422545	2.73437E-06	0.0034748	0.0024056	1.8435234	7.323E-05	0
Winter	TOG_HTSK	0.1260046	0.3389931	0.1883824	0.2046135	0.1153841	0.049653004	0.041823676	8.44099E-05	0.0331301	0.0174081	1.188463	0.0002541	0
Winter	TOG_IDLEX	0	0	0	0	0.0287558	0.02054545	0.039236531	0.776966316	0.066321	0	0	0.1091879	0
Winter	TOG_RESTL	0.0470369	0.1287539	0.0819402	0.0969578	0.0014654	0.000621704	0.000518002	1.10931E-06	0.0011271	0.0008208	0.6725868	1.984E-05	0
Winter	TOG_RUNEX	0.0148879	0.0462068	0.0274535	0.0428005	0.1008015	0.085262629	0.094896626	0.060455735	0.1118376	3.5888158	2.629509	0.1014012	0.0996175
Winter	TOG_RUNLS	0.2587406	1.1562256	0.6374623	0.6520087	0.7247069	0.294198042	0.223001825	0.000382932	0.3774331	0.1125847	2.5444428	0.0023232	0
Winter	TOG_STREX	0.2798911	0.5321468	0.4352384	0.5552304	0.0914967	0.047361684	0.090327832	6.55329E-07	0.1689173	0.1751855	2.0246287	0.0064959	0

1 Source: California Air Resources Board. EMFAC2017 Web Database. https://www.arb.ca.gov/emfac/2017/; California Air Pollution Control Officers Association (CAPCOA). 2017, November. California Emissions Estimator Model User's Guide, Version 2016.3.2, Appendix A.

2 Unless otherwise noted, per CalEEMod methodology, the calculated CalEEMod emission rates are derived from the emission rates obtained using the EMFAC2017 Web Database for the San Bernardino County (MD) region .

3 Because EMFAC2017 provides vehicle trips data for MHDT and HHDT diesel trucks, the formula provided in Appendix A of the CalEEMod User's Guide in calculating the NO_x STREX emission rates are utilized.

This page intentionally left blank