

APPENDIX F

Phase I and Phase II Environmental Site Assessment

TYPE OF SERVICES	Phase I Environmental Site Assessment
LOCATION	550 and 570 Meridian Avenue, 1401 Parkmoor Avenue, and 529, 581 and 691 Race Street San Jose, California
CLIENT	David J. Powers & Associates
PROJECT NUMBER	118-107-1
DATE	May 20, 2019


 ENVIRONMENTAL

Type of Services	Phase I Environmental Site Assessment
Location	550 and 570 Meridian Avenue, 1401 Parkmoor Avenue, and 529, 581 and 691 Race Street San Jose, California
Client	David J. Powers & Associates
Client Address	1871 The Alameda, Suite 200 San Jose, California 95126
Project Number	118-107-1
Date	May 20, 2019

Prepared by



Stason I. Foster, P.E.
Senior Project Engineer



Ron L. Helm, C.E.G.
Senior Principal Geologist

Table of Contents

SECTION 1: INTRODUCTION	1
1.1 PURPOSE	1
1.2 PROJECT BACKGROUND	1
1.3 SCOPE OF WORK	2
1.4 ASSUMPTIONS	3
1.5 ENVIRONMENTAL PROFESSIONAL	3
SECTION 2: SITE DESCRIPTION	3
2.1 LOCATION AND OWNERSHIP	3
2.2 CURRENT/PROPOSED USE OF THE PROPERTY	4
2.3 SITE SETTING AND ADJOINING PROPERTY USE	4
SECTION 3: USER PROVIDED INFORMATION	4
3.1 ENVIRONMENTAL LIENS OR ACTIVITY AND USE LIMITATIONS	4
3.2 SPECIALIZED KNOWLEDGE AND/OR COMMONLY KNOWN OR REASONABLY ASCERTAINABLE INFORMATION	5
SECTION 4: RECORDS REVIEW	5
4.1 REVIEW OF PRIOR REPORTS	5
4.1.1 Race Street Parcels	6
4.1.2 Meridian and Parkmoor Avenue Parcels	7
4.2 STANDARD ENVIRONMENTAL RECORD SOURCES	9
4.2.1 On-Site Database Listings	10
4.2.2 Nearby Spill Incidents	10
4.2.3 Further Review of Database Listings	11
4.3 ADDITIONAL ENVIRONMENTAL RECORD SOURCES	11
4.3.1 City and County Agency File Review	11
SECTION 5: PHYSICAL SETTING	12
5.1 RECENT USGS TOPOGRAPHIC MAP	12
5.2 HYDROGEOLOGY AND REPORTED SUBSURFACE CONDITIONS	12
SECTION 6: HISTORICAL USE INFORMATION	12
6.1 HISTORICAL SUMMARY OF SITE	13
6.2 HISTORICAL SUMMARY OF SITE VICINITY	13
SECTION 7: SITE RECONNAISSANCE	13
7.1 METHODOLOGY AND LIMITING CONDITIONS	14
7.2 OBSERVATIONS	14
7.2.1 Site Photographs	16
SECTION 8: ENVIRONMENTAL QUESTIONNAIRE AND INTERVIEWS	17
8.1 ENVIRONMENTAL QUESTIONNAIRE / OWNER INTERVIEW	17
8.2 INTERVIEWS WITH PREVIOUS OWNERS AND OCCUPANTS	17
SECTION 9: CDE AND DTSC SCHOOL SITE SELECTION CRITERIA	17
9.1 CALIFORNIA DEPARTMENT OF EDUCATION CRITERIA	17
9.1.1 Drive-by Vicinity Survey	17
9.1.2 Requests for Information from Public Agencies	18
9.1.3 Hazardous Air Emissions and Facilities	18
9.1.4 Power Lines	19
9.1.5 Hazardous Pipelines and Aboveground Tanks	19
9.1.6 Oil or Gas Wells	20
9.1.7 Airports	20
9.2 DTSC'S SCHOOL SITE EVALUATION CRITERIA	20

SECTION 10: FINDINGS, OPINIONS AND CONCLUSIONS (WITH RECOMMENDATIONS)	23
10.1 HISTORICAL SITE USAGE	23
10.2 REPORTED CHEMICAL STORAGE AND USE	24
10.2.1 LUST Case at 590 Meridian Avenue	24
10.2.2 CPS case at 600 Meridian Avenue	24
10.2.3 UST Removal at 972 Harmon Avenue	25
10.2.4 UST and Oil-Water Separator Removals at 536 Meridian Avenue	25
10.2.5 Soil Vapor Quality	25
10.3 AGRICULTURAL USE	26
10.4 LEAD-BASED PAINT AND TERMITE CONTROL PESTICIDES	26
10.5 FORMER ON-SITE RAILROAD TRACK SPURS	26
10.6 POTENTIAL ENVIRONMENTAL CONCERNS WITHIN THE SITE VICINITY	26
10.6.1 Nearby Spill Incidents	26
10.6.2 Hazardous Pipelines and Aboveground Tanks	27
10.6.3 Hazardous Air Emissions and Facilities	27
10.6.4 Railroad Tracks	28
10.6.5 Water Pipelines and Storage Tanks	28
10.6.6 Power Transmission Lines	28
10.6.7 Proximity to Major Roadways and Noise	29
10.6.8 Airports	29
10.6.9 Radon	29
10.7 NATURALLY OCCURRING ASBESTOS	29
10.8 SITE MANAGEMENT PLAN	29
10.9 IMPORTED SOIL	30
10.10 SCHOOL SITE REGULATORY AGENCY ENVIRONMENTAL REVIEW AND APPROVAL PROCESS	30
10.11 ASBESTOS CONTAINING BUILDING MATERIALS (ACBMS)	30
10.12 DATA GAPS	30
10.13 DATA FAILURES	31
10.14 RECOGNIZED ENVIRONMENTAL CONDITIONS	31
SECTION 11: LIMITATIONS	32

FIGURE 1 – VICINITY MAP

FIGURE 2 – SITE PLAN

APPENDIX A – DATABASE SEARCH REPORT

APPENDIX B – HISTORICAL AERIAL PHOTOGRAPHS AND MAPS

APPENDIX C – LOCAL STREET DIRECTORY SEARCH RESULTS

APPENDIX D – UST REMOVAL AND SUMP CLOSURE DOCUMENTS AND
SELECTED AGENCY RECORDS

**Type of Services
Location****Phase I Environmental Site Assessment
550 and 570 Meridian Avenue, 1401 Parkmoor
Avenue, and 529, 581 and 691 Race Street
San Jose, California**

SECTION 1: INTRODUCTION

This report presents the results of the Phase I Environmental Site Assessment (ESA) performed at 550 and 570 Meridian Avenue, 1401 Parkmoor Avenue, and 529, 581 and 691 Race Street in San Jose, California (Site) as shown on Figures 1 and 2. This work was performed for David J. Powers & Associates in accordance with our **March _____, 2019 Agreement** (Agreement).

1.1 PURPOSE

The scope of work presented in the Agreement was prepared in general accordance with ASTM E 1527-13 titled, "Standard Practice for Environmental Site Assessments: Phase I Environmental Site Assessment Process" (ASTM Standard). The ASTM Standard is in general compliance with the Environmental Protection Agency (EPA) rule titled, "Standards and Practices for All Appropriate Inquiries; Final Rule" (AAI Rule). The purpose of this Phase I ESA is to strive to identify, to the extent feasible pursuant to the scope of work presented in the Agreement, Recognized Environmental Conditions at the property.

As defined by ASTM E 1527-13, the term Recognized Environmental Condition means the presence or likely presence of any hazardous substances or petroleum products in, on, or at a property: (1) due to any release to the environment; (2) under conditions indicative of a release to the environment; or (3) under conditions that pose a material threat of a future release to the environment. De minimis conditions are not Recognized Environmental Conditions.

Cornerstone Earth Group, Inc. (Cornerstone) understands that David J. Powers & Associates is conducting an evaluation of the Site pursuant to the California Environmental Quality Act (CEQA). We performed this Phase I ESA to support David J. Powers & Associates in evaluation of Recognized Environmental Conditions at the Site. This Phase I ESA is intended to reduce, but not eliminate, uncertainty regarding the potential for Recognized Environmental Conditions at the Site.

1.2 PROJECT BACKGROUND

The Site is comprised of eight parcels and is currently developed with two 3-story office buildings totaling 153,413 square feet along the Meridian Avenue (550 and 570 Meridian Avenue) that are served by a 4-level, 475-space parking structure; three large warehouse buildings fronting Race Street (529, 581, and 691 Race Street) totaling 150,204 square feet; and a two-story, 60,060 square foot office building facing Parkmoor Avenue (1401 Parkmoor Avenue).

Redevelopment of the Site as a private school serving pre-kindergarten to 12th grade students is proposed. The proposed school campus would be built in three phases to support up to 2,736 toddler to grade 12 students and 321 faculty and staff. The project would repurpose the two existing Meridian Avenue office buildings and the associated parking garage, demolish the warehouses and smaller office building, and add fitness facilities and a soccer field for the first phase of the school. The second phase would add a building for secondary school students and a performing arts building along the Race Street frontage. Phase three would add a student laboratory and support building at the southeast corner of the Site.

Primary vehicle access would be provided via Harmon Avenue connecting to the parking structure and an internal drive extending south across the Site to Parkmoor Avenue. An existing driveway on Meridian Avenue would provide access to a small surface parking lot at the southwest corner of the Site. Secondary vehicle access would be provided at the northeast corner of the Site from Race Street, with an internal drive extending south and west to exit to Parkmoor Avenue.

The Site is currently subject of a proposed General Plan Amendment (GP18-002) to change the Land Use Designation from IP Industrial Park to CIC Combined Industrial Commercial. It is our understanding the project proposes a conforming rezoning and Conditional Use Permit for the school project approval.

1.3 SCOPE OF WORK

As presented in our Agreement, the scope of work performed for this Phase I ESA included the following:

- A reconnaissance of the Site to note readily observable indications of significant hazardous materials releases to structures, soil or groundwater.
- Drive-by observation of adjoining properties to note readily apparent hazardous materials activities that have or could significantly impact the Site.
- Acquisition and review of a regulatory agency database report of public records for the general area of the Site to evaluate potential impacts to the Site from reported contamination incidents at nearby facilities.
- Review of readily available information on file at selected governmental agencies to help evaluate past and current Site use and hazardous materials management practices.
- Review of readily available maps and aerial photographs to help evaluate past and current Site uses.
- Interviews with persons reportedly knowledgeable of existing and prior Site uses.
- Evaluation of additional potential environmental hazards as established by the California Department of Education (CDE) and the California Department of Toxic Substances Control (DTSC) Schools Division.
- Preparation of a written report summarizing our findings and recommendations.

The limitations for the Phase I ESA are presented in Section 11.

1.4 ASSUMPTIONS

In preparing this Phase I ESA, Cornerstone assumed that all information received from interviewed parties is true and accurate. In addition, we assumed that all records obtained by other parties, such as regulatory agency databases, maps, related documents and environmental reports prepared by others are accurate and complete. We also assumed that the boundaries of the Site, based on information provided by David J. Powers & Associates, are as shown on Figure 2. We have not independently verified the accuracy or completeness of any data received.

1.5 ENVIRONMENTAL PROFESSIONAL

This Phase I ESA was performed by Stason I. Foster, P.E. and Ron L. Helm, C.E.G., Environmental Professionals who meet the qualification requirements described in ASTM E 1527-13 and 40 CFR 312 § 312.10 based on professional licensing, education, training and experience to assess a property of the nature, history and setting of the Site.

SECTION 2: SITE DESCRIPTION

This section describes the Site as of the date of this Phase I ESA. The location of the Site is shown on Figures 1 and 2. Tables 1 through 3 summarize general characteristics of the Site and adjoining properties. The Site is described in more detail in Section 7, based on our on-Site observations.

2.1 LOCATION AND OWNERSHIP

The 11.56-acre Site is located on the north side of Parkmoor Avenue, between Meridian Avenue and Race Street, just north of I-280, in the City of San José. Table 1 describes the physical location, and ownership of the property, based on information provided by David J. Powers & Associates.

Table 1. Location and Ownership

Assessor's Parcel No. (APN)	264-08-060, -063, -066, -067, -071, -072, -077, and -078
Reported Address/Location	550 and 570 Meridian Avenue, 1401 Parkmoor Avenue, and 529, 581 and 691 Race Street, San Jose, California
Owner	Not reported
Approximate Lot Size	11.5 acres

In addition to the current addresses listed in Table 1, multiple historical addresses for the Site were identified during our review of historical Sanborn fire insurance maps and prior reports. Historical addresses that appear to have been associated with commercial businesses include 466, 502, 536, 580, 590 and 600 Meridian Avenue, 1403, 1405 and 1407 Parkmoor Avenue, 555, 565, 571, 575, 591 and 595 Race Street, and 972, 986, 990 and 994 Harmon Court (also known as Harmon Avenue). These historical addresses also were researched during this Phase I ESA. Several other historical addresses were associated with prior on-Site residences.

2.2 CURRENT/PROPOSED USE OF THE PROPERTY

The current and proposed uses of the property are summarized in Table 2.

Table 2. Current and Proposed Uses

Current Use	Office and warehouse space
Proposed Use	Private school

2.3 SITE SETTING AND ADJOINING PROPERTY USE

Land use in the general Site vicinity appears to be a mix of primarily commercial and residential properties. Based on our Site vicinity reconnaissance, adjoining Site uses are summarized below in Table 3.

Table 3. Adjoining Property Uses

North	Vocera Communications/Vocera University, residential apartments and retail motorcycle sales.
South	Commercial office building occupied by Sabrato Center for Nonprofits (across Parkmoor Avenue)
East	Multi-family residential (across Race Street)
West	Multi-tenant commercial building (office and retail space), Big O Tire shop, and Union 76 gasoline station.

SECTION 3: USER PROVIDED INFORMATION

The ASTM standard defines the User as the party seeking to use a Phase I ESA to evaluate the presence of Recognized Environmental Conditions associated with a property. For the purpose of this Phase I ESA, the User is David J. Powers & Associates. The “All Appropriate Inquiries” Final Rule (40 CFR Part 312) requires specific tasks be performed by or on behalf of the party seeking to qualify for Landowner Liability Protection under CERCLA (*i.e.*, the User).

Per the ASTM standard, if the User has information that is material to Recognized Environmental Conditions, such information should be provided to the Environmental Professional. This information includes: 1) specialized knowledge or experience of the User, 2) commonly known or reasonably ascertainable information within the local community, and 3) knowledge that the purchase price of the Site is lower than the fair market value due to contamination. A search of title records for environmental liens and activity and use limitations also is required.

3.1 ENVIRONMENTAL LIENS OR ACTIVITY AND USE LIMITATIONS

An environmental lien is a financial instrument that may be used to recover past environmental cleanup costs. Activity and use limitations (AULs) include other environmental encumbrances, such as institutional and engineering controls. Institutional controls (ICs) are legal or regulatory restrictions on a property’s use, while engineering controls (ECs) are physical mechanisms that restrict property access or use.

The regulatory agency database report described in Section 4.2 did not identify the Site as being in: 1) US EPA databases that list properties subject to land use restrictions (*i.e.*, engineering and institutional controls) or Federal Superfund Liens or 2) lists maintained by the California Department of Toxic Substances Control (DTSC) of properties that are subject to AULs or environmental liens where the DTSC is a lien holder.

ASTM E 1527-13 categorizes the requirement to conduct a search for Environmental Liens and AULs as a User responsibility. A search of land title records for environmental liens and AULs was not within the scope of the current Phase I ESA.

3.2 SPECIALIZED KNOWLEDGE AND/OR COMMONLY KNOWN OR REASONABLY ASCERTAINABLE INFORMATION

Based on information provided by or discussions with David J. Powers & Associates, we understand that David J. Powers & Associates does not have specialized knowledge or experience, commonly known or reasonably ascertainable information regarding the Site, or other information that is material to Recognized Environmental Conditions.

SECTION 4: RECORDS REVIEW

4.1 REVIEW OF PRIOR REPORTS

To help evaluate the presence of Recognized Environmental Conditions at the Site, we reviewed available prior reports prepared by Cornerstone, along with prior reports provided by Swenson and David J. Powers & Associates listed in Table 4. Please note that Cornerstone cannot be liable for the accuracy of the information presented in reports prepared by others. ASTM E1527-13 does not require the Environmental Professional to verify independently the information provided; the Environmental Professional may rely on the information unless they have actual knowledge that certain information is incorrect. A summary of the documents reviewed is provided below; please refer to the original reports for complete details.

Table 4. Prior Reports

Date	Author	Title
March 8, 1993	Lowney Associates (Lowney)	Preliminary Environmental Site Assessment (Phase I) and Asbestos Reconnaissance for Meridian Avenue Office Buildings, San Jose, California
November 9, 1999	Lowney	Phase I Environmental Site Assessment Meridian Avenue, Harmon Court, and Parkmoor Avenue Parcels, San Jose, California
June 4, 2001	ADR Environmental Group, Inc. (ADR)	Phase I Environmental Site Assessment, 600 Meridian Avenue and 1401-1407 Parkmoor Avenue, San Jose, California
April 9, 2008	LandAmerica Assessment Corp. (LandAmerica)	Phase I Environmental Site Assessment, Echelon Phase I, 550 Meridian Avenue, San Jose, California
April 10, 2008	LandAmerica	Phase I Environmental Site Assessment, Echelon Phase II, 570 Meridian Avenue, San Jose, California
July 17, 2012	Partner Engineering and Science, Inc. (Partner)	Phase I Environmental Site Assessment, Echelon Phase I, 550 Meridian Avenue, San Jose, California

Table 4 (Continued). Prior Reports

Date	Author	Title
July 17, 2012	Partner	Phase I Environmental Site Assessment, Echelon Phase II, 570 Meridian Avenue, San Jose, California
May 16, 2014	Cornerstone	Phase I Environmental Site Assessment, 529, 581 and 691 Race Street, San Jose, California
January 26, 2018	AEI Consultants (AEI)	Phase I Environmental Site Assessment, 550 and 570 Meridian Avenue, 529, 581 and 691 Race Street, and 1401 Parkmoor Avenue, San Jose, California
February 19, 2018	AEI	Draft Limited Phase II Subsurface Investigation 590 Meridian Avenue, San Jose, California

4.1.1 Race Street Parcels

The Phase I ESA (Cornerstone, 2014) was prepared for the eastern portion of the Site that is occupied by three warehouses at 529, 581 and 691 Race Street; the 2018 Phase I ESA (AEI) also included these parcels. Based on the information obtained during the prior Phase I ESAs, this portion of the Site was historically developed with several residences and associated outbuildings. The southern portion also was occupied by an orchard. During the 1950s, a small store and restaurant structure were located on-Site fronting Race Street, and a truck repair and storage building was located on the southeast portion of the study area. The existing on-Site warehouse structures appear to have been constructed during the late 1950s or early 1960s and initially occupied by US Products Corporation for canned goods storage.

Subsequent occupants of the warehouses included NCC Corporation (presumably NCC Food Corporation) (1972-1981), Super Cocina Las Cazuelas (1986), and United Shredding and Document Storage (2008-2013). Recent occupants (identified at the time of the 2014 and/or 2018 studies) included Western Appliance, Green Mouse Recycling, Children's Musical Theater, Frontier Infinity, San Jose Downtown Association and San Jose Search and Rescue.

During the 2014 and/or 2018 studies, paint related products were observed to be used by Children's Musical Theater, a few 10-gallon containers of gasoline were observed within the San Jose Search and Rescue facility, and San Jose Downtown Association was noted to store antifreeze associated with the off-Site operation of a seasonal ice rink. No spills reportedly were observed. Additionally, no information was readily identified during the prior studies that suggests past occupants of the existing warehouses have used or stored significant quantities of hazardous materials. Automotive related hazardous materials were presumably used at the truck repair building formerly located on-Site (as depicted on the 1956 Sanborn map); no reports of spills or other information regarding this facility were identified.

Recognized Environmental Conditions identified by Cornerstone (2014) included the following:

- Due to past agricultural uses, there is a potential that residual pesticides could remain in Site soil. If present, this soil may require appropriate management.
- Two railroad track spurs formerly extended onto the southern portion of the Site. Assorted chemicals historically have been used for dust suppression and weed control along rail lines. Impacted soil near the former railroad track spurs may be present.

- Soil adjacent to structures that are painted with lead-containing paint can become impacted with lead as a result of the weathering and/or peeling of painted surfaces. Soil near wood framed structures also can be impacted by pesticides historically used to control termites. There is a potential that residual lead and pesticide concentrations could remain in on-Site soil near former wood framed structures.

4.1.2 Meridian and Parkmoor Avenue Parcels

The Phase I ESAs conducted between 1993 and 2018 (Lowney, ADR, LandAmerica, Partner and AEI) were prepared for (or included) the western portion of the Site, or parts thereof, which currently is occupied by office buildings at 550 and 570 Meridian Avenue, the associated parking garage, and the office building at 1401 Parkmoor Avenue.

This area of the Site reportedly was historically used for agricultural purposes (orchards) and residential purposes. By 1966, a canned goods warehouse, two car washes, and a restaurant were located on the south and central portions of the study area, while residential dwellings were present on the north. Subsequently, the study area was used by a variety of tenants for commercial office space, warehouse/storage and manufacturing. Occupants/uses at the time of the 1999 Phase I ESA included Gold's Gym, office/commercial space, a restaurant, two residential units, Surtech Electronics (TV-VCR repair) and CalPly (building material storage). The existing 3-story office buildings and parking garage were constructed between 2001 and 2003 for occupancy by Echelon for general office uses, research and development (R&D) and testing of the company's electrical meter products.

Lozano Car Wash (also referred to as Beaver Car Wash) was previously located at 590 Meridian Avenue in the 1970s and early 1980s (on the southwest corner of the site). Three gasoline underground storage tanks (USTs) reportedly were removed from this facility in 1979.

Additionally, two USTs were removed from the northern portion of the Site¹ at 972 Harmon Avenue in 1988 including a 10,000 gallon gasoline UST and a 10,000 gallon diesel UST². These USTs were removed by Geonomics Incorporated under permit from the San Jose Fire Department (SJFD). Analyses of soil samples collected below the USTs did not detect total petroleum hydrocarbons as gasoline (TPHg), TPH as diesel (TPHd) or BTEX compounds (benzene, toluene, ethylbenzene and xylenes). Documents pertaining to the UST removal and soil sampling are attached in Appendix D.

An 8-foot-diameter by 10-foot-deep waste sump also was closed in place at the Site in 1988. This sump reportedly was used by Engineered Systems & Development Corporation (ESD) at 600 Meridian Avenue to store sulfuric etchant. The sump closure work was performed under the oversight of the Santa Clara County Department of Environmental Health (DEH). Two soil samples collected near the base of the sump were analyzed for volatile organic compounds (VOCs) and Semi-VOCs (EPA Test Methods 8240 and 8270), and for 17 California Assessment Manual (CAM 17) metals. No VOCs or Semi-VOCs were detected. The detected metals concentrations appear typical of natural background concentrations. The sump reportedly was

¹ The UST removal report lists the address as 600 Meridian Avenue; however, the USTs are shown to have been located near a former on-Site structure at 972 Harmon Court. The 600 Meridian Avenue building was a former on-Site warehouse structure south of 972 Harmon Court.

² Note that these USTs were sometimes described in prior reports as 10,000 gallon and 5,000 gallon gasoline USTs. The UST removal report by Geonomics indicates that both were 10,000 gallon USTs, one containing gasoline and the other diesel.

subsequently closed in place by filling it with concrete slurry. Documents pertaining to the sump closure and soil sampling are attached in Appendix D.

In 1996, two additional 12,000-gallon USTs³ were closed in place on-Site at 536 Meridian Avenue (also formerly occupied by a carwash) under permit from SJFD. Prior to filling the tanks with cement slurry, two soil borings were drilled near the tanks. Analysis of soil samples reportedly did not detect petroleum hydrocarbons. A concrete oil/water separator also was removed from the Site that was located in a parking area to the east of the two 12,000-gallon USTs. Analysis of a verification soil sample collected beneath the structure, after it was removed, reportedly indicated that the sump had not significantly impacted underlying soil quality (Lowney, 1999).

No documentation of soil sampling during the 1979 UST removal work at 590 Meridian Avenue was identified. To subsequently evaluate Site conditions, investigations were performed between 1993 and 2000 by OST and Lowney that included the installation of three groundwater monitoring wells and advancement of several soil borings to facilitate collection of soil and groundwater samples. These wells and borings were drilled near the suspected UST area at the former car wash at 590 Meridian Avenue from which USTs were removed in 1979, near the two USTs at 536 Meridian Avenue, near the USTs removed at 972 Harmon Avenue, and near the oil/water separator. Residual concentrations of TPHg (57.2 mg/kg), TPH as diesel (TPHd) (34.6 mg/kg), toluene (0.205 mg/kg), ethylbenzene (1.07 mg/kg) and xylenes (3.82 mg/kg) were reported to remain in soil at the Site. In groundwater, residual concentrations of TPHd (55.9 µg/L), toluene (1.09 µg/L), ethylbenzene (1.07 µg/L) and xylenes (4.14 µg/L) were reported to remain. The LUST case associated with 590 Meridian Avenue was closed by the Santa Clara Valley Water District (SCVWD) in 2001. The SCVWD concluded that *a continuing threat to groundwater, human health, and the environment from residual petroleum hydrocarbons does not exist at this site, and that Regional Water Quality Control Board objectives have not been compromised.*

During the 1980s, ESD occupied the northern portion of a former on-Site warehouse building at 600 Meridian Avenue (also referred to as Building C). Lowney (1993) indicated that ESD was a manufacturing company. Details regarding the prior manufacturing activities are not well documented. During Site visit in 1993 (subsequent to ESD's occupancy), Lowney reportedly observed a paint room and a former air compressor area at Building C. Approximately 100 to 150 gallons of latex paint and 20 to 30 gallons of lacquer and stain were noted being stored in the paint room. An old air compressor and various types of machinery were noted being stored in the northwestern portion of the warehouse area, and "extensive oil stains were noted underneath the machinery on the concrete." In preparation for future tenants, materials and chemicals left behind by ESD reportedly had been placed by the property manager within an outside area to the north of the warehouse. Lowney stated that approximately 50 to 75 full, half-empty, and empty 1-gallon containers and nine 55-gallon drums of lacquer, glue and paint thinner were stored on wooden pallets. An oil sheen reportedly was noted on wet asphaltic concrete at the storage area. In 1999, Lowney also reported several areas of stained pavement near machinery, air compressors, and storage areas, predominantly in the warehouse that, at that time, was occupied by CalPly for building material storage.

DEH files obtained by Lowney (1993) included a 1985 complaint form that described alleged mishandling and storage of eight to ten 55-gallon drums at ESD. The drums were reported to

³ Although reported as 12,000-gallon USTs in prior reports, a 1969 permit for installation of the USTs obtained by Cornerstone from the SJFD indicates that the USTs were 9,980 gallons each.

have been in poor condition, with several being overturned, appearing to spill their contents onto surrounding soil. The drum contents were unknown. The complaint is noted to have been referred to the SJFD.

In 2018, AEI conducted a limited subsurface investigation that included that collection of soil vapor samples from seven locations on the western portion of the Site. Soil vapor samples SV-1 through SV-6 were collected near the existing office buildings at 550 and 570 Meridian Avenue.

AEI indicated that sample SV-7 was collected near the former sump used by ESD at 600 Meridian Avenue, which was closed in place at the Site in 1988. However, based on our review, AEI does not appear to have accurately located the former sump⁴, which was depicted by AEI to have been within a paved or landscaped area near the northeast corner of the existing 550 Meridian Avenue office building. Thus, the soil vapor sample results from SV-7 do not appear representative of the sump location. Based on Cornerstone's review of the sump closure documents (Appendix D) and historical aerial photographs, the sump appears to have been located on the northern side of the former 600 Meridian Avenue building (as depicted on Figure 3) at a location below the existing parking garage.

Soil vapor samples collected from SV-1 through SV-6 were analyzed for BTEX compounds (benzene, toluene ethylbenzene and xylenes) and naphthalene. AEI reported that concentrations of the detected analytes did not exceed residential soil vapor environmental screening levels (ESLs⁵) established in 2016 by the Water Board. The Water Board's ESL subsequently have been revised. The published February 2019 soil vapor ESL's are lower (*i.e.*, more health protective) than the 2016 values. Comparison of the reported soil vapor data to the 2019 ESLs indicated that benzene was detected at 5 of 6 sample locations at concentrations ranging from 5.21 µg/m³ to 7.82 µg/m³, which exceed the current ESL for benzene of 3.2 µg/m³. Other detected analyte concentrations do not exceed the 2019 ESLs.

4.2 STANDARD ENVIRONMENTAL RECORD SOURCES

Cornerstone conducted a review of federal, state and local regulatory agency databases provided by Environmental Data Resources (EDR) to evaluate the likelihood of contamination incidents at and near the Site. The database sources and the search distances are in general accordance with the requirements of ASTM E 1527-13. A list of the database sources reviewed, a description of the sources, and a radius map showing the location of reported facilities relative to the project Site are attached in Appendix A.

The purpose of the records review was to obtain reasonably available information to help identify Recognized Environmental Conditions. Accuracy and completeness of record information varies among information sources, including government sources. Record information is often inaccurate or incomplete. The Environmental Professional is not obligated to identify mistakes or insufficiencies or review every possible record that might exist with the

⁴ The locations of the two former USTs on the northern portion of the Site also do not appear to have been accurately depicted by AEI.

⁵ Environmental Screening Levels (ESLs) established by the San Francisco Bay, Regional Water Quality Control Board are used to screen sites for potential human health concerns where releases of hazardous chemicals have occurred. ESLs are risk-based concentrations derived from standardized equations combining exposure information assumptions with toxicity data. Under most circumstances, the presence of a chemical at concentrations below the corresponding screening level can be assumed not to pose a significant health risk.

Site. The customary practice is to review information from standard sources that is reasonably available within reasonable time and cost constraints.

4.2.1 On-Site Database Listings

Barry Swenson Builders was identified at 590 Meridian Avenue as a closed case on the leaking underground storage tank (LUST) database. Lozano-Meridian Inc. was listed at 590 Meridian Avenue in EDR's database of former automotive related businesses; the facility is noted to have operated as a carwash between 1969 and 1975.

ESD was identified on-Site at 600 Meridian Avenue as an open-inactive case on the Water Board's Cleanup Program Site (CPS) database. ESD also was listed in 1987 on the Emissions Inventory (EMI) database that includes toxics and criteria pollutant emissions data collected by the California Air Resources Board (ARB) and local air pollution agencies. Green Valley Corporation also was identified at 600 Meridian Avenue on the HAZNET database. Listed wastes disposed in 1993 were categorized as waste oil and mixed oil, liquids with halogenated organic compounds, other organic solids, aqueous solutions with organic residues, and empty containers less than 30 gallons.

Green Mouse, Inc. was listed at 529 Race Street on the Resource Conservation and Recovery Act (RCRA) NonGen/NLR database, among others. This database lists facilities that generate, transport, store, treat and/or dispose of hazardous waste as defined by RCRA. Non-Generators (NonGen) do not presently generate hazardous waste. NLR means that the business is no longer registered. Universal waste batteries are noted to have been generated at the business. Green Mouse, Inc. also was listed on the HAZNET database, which contains data extracted from the copies of hazardous waste manifests received each year by the DTSC. T-Mobile was listed at 529 Race Street as a facility subject to the California Environmental Reporting System (CERS), a statewide web-based system that facilitates electronically collecting and reporting various hazardous materials, hazardous waste and compliance/enforcement data as mandated by the California Health and Safety Code and other legislation.

Robo Meridian was identified at 536 Meridian Avenue as a former carwash facility (1977 to 1983).

Echelon Corporation was identified at 550 Meridian Avenue on the HAZNET database. Listed wastes disposed in 2015 were categorized as "off-specification, aged or surplus organics."

4.2.2 Nearby Spill Incidents

Unocal at 1501 Parkmoor Avenue (across Meridian Avenue from the Site) was identified as a closed LUST case.

Based on the information presented in the agency database report, no other off-Site spill incidents were reported that appear likely to significantly impact soil, soil vapor or groundwater beneath the Site. The potential for impact was based on our interpretation of the types of incidents, the locations of the reported incidents in relation to the Site and the assumed groundwater flow direction.

4.2.3 Further Review of Database Listings

To obtain additional information regarding the on-Site LUST case at 590 Meridian Avenue, the on-Site CPS case at 600 Meridian Avenue, and the adjacent off-Site LUST case at 1501 Parkmoor Avenue, a cursory review of readily available documents obtained from the state Geotracker database (<http://geotracker.waterboards.ca.gov>) was performed. Geotracker is a database and geographic information system (GIS) that provides online access to environmental data. It tracks regulatory data about leaking underground storage tank (LUST), Department of Defense, Site Cleanup Program and Landfill sites. A summary of the information reviewed is presented in the following Sections.

4.2.3.1 On-Site LUST and CPS Cases

Available information pertaining to the on-Site LUST case at 590 Meridian Avenue is consistent with the discussion presented above in Section 4.1.2. Copies of the SCVWD case closure letter and associate summary are attached in Appendix D.

Available reports pertaining to the CPS case at 600 Meridian Avenue included only a 1988 report by Chips Environmental Consultants that documents soil sampling work completed at the sump formerly utilized by ESD (see Appendix D). The status of this CPS case is listed as “open-inactive.”

4.2.3.2 Off-Site LUST Case at 1501 Parkmoor Avenue

Three USTs were removed from 1501 Parkmoor Avenue in 1990 and impacts to soil and groundwater quality were subsequently identified. Following several studies to characterize the extent of impact and the operation of a soil vapor extraction system, the LUST case was closed by the SCVWD in 1997. Based on the information reviewed, this adjacent property is located down-gradient from the Site with respect to the reported west-northwest groundwater flow direction, and the release does not appear to have significantly impacted the Site.

4.3 ADDITIONAL ENVIRONMENTAL RECORD SOURCES

The following additional sources of readily ascertainable public information for the Site also were reviewed during this Phase I ESA.

4.3.1 City and County Agency File Review

Cornerstone requested available files pertaining to the Site at the following public agencies: the San Jose Building Department (SJBD), San Jose Fire Department (SJFD), and the Santa Clara County Department of Environmental Health (DEH).

Information reviewed at SJBD and SJFD included various permits, plans, plan check comments, inspection reports and various other correspondence. The noted past occupants and uses of the Site appear consistent with the discussion presented above in Section 4.1.

The DEH indicated that they have no files pertaining to the Site. Although reportedly no longer available, DEH files (and some SJFD files) pertaining to ESD at 600 Meridian Avenue were obtained by Lowney in 1993 and/or 1999, including hazardous material inventories, management plans and inspection reports. The chemical inventories indicate that ESD stored a variety of compressed gasses, paint related products, lubricants, acids, bases, metals (*i.e.*,

chromium trioxide [10 pounds]), and photographic fixers and developers. The storage of various solvents also was identified including trichloroethene (TCE - 5 gallons), along with acetone, isopropanol, 2-butanone, benzene, toluene, xylenes, methanol and hexane, among others. Copies of files pertaining to ESD are attached in Appendix D.

SECTION 5: PHYSICAL SETTING

We reviewed readily available geologic and hydrogeologic information to evaluate the likelihood that chemicals of concern released on a nearby property could pose a significant threat to the Site and/or its intended use.

5.1 RECENT USGS TOPOGRAPHIC MAP

A 1980 USGS 7.5 minute topographic map was reviewed to evaluate the physical setting of the Site. The Site's elevation is approximately 120 feet above mean sea level; topography in the vicinity of the Site slopes downward gently to the northeast.

5.2 HYDROGEOLOGY AND REPORTED SUBSURFACE CONDITIONS

During on-Site studies conducted by OST (1993) and by Lowney (2000), groundwater was encountered at depths of approximately 50 and 44 feet, respectively. A 35-foot groundwater depth was reported by Terrasearch (2000) during a geotechnical investigation at the parking garage location. The Seismic Hazard Zone Report (CDC 2002) indicates that historic high groundwater depths in the Site vicinity are between approximately 35 and 45 feet. A westerly on-Site groundwater flow direction reportedly was measured by OST (1993). A west-northwest groundwater flow direction was reported at the adjacent 1501 Parkmoor Avenue property.

Several geotechnical investigations have been completed at the Site⁶. D&M (2000) reported that approximately 3 to 8 feet of fill were encountered on-Site in the vicinity of the office building at 550 Meridian Avenue. Terrasearch (2000a) similarly reported that approximately 5 to 8 feet of fill were encountered in this area. No information was readily identified that would suggest fill was imported to the Site from off-Site sources. The identified fill appears to consist of reworked native materials.

SECTION 6: HISTORICAL USE INFORMATION

The objective of the review of historical use information is to develop a history of the previous uses of the Site and surrounding area to help identify the likelihood of past uses having led to Recognized Environmental Conditions at the property. The ASTM standard requires the identification of all obvious uses of the property from the present back to the property's first developed use, or back to 1940, whichever is earlier, using reasonably ascertainable standard historical sources.

⁶ D&M Consulting Engineers, Inc. January 24, 2000. *Preliminary Geotechnical Evaluation, Echelon Phase I, 600 Meridian Avenue, San Jose, California.*

Terrasearch, Inc. March 10, 2000a. *Geotechnical Investigation for proposed Three Story Office Building, Echelon-Phase I, 580 Meridian Avenue, San Jose, California.*

Terrasearch, Inc. November 2, 2000b. *Geotechnical Investigation for proposed Three Parking Structure, Echelon-Phase II, 580 Meridian Avenue, San Jose, California.*

6.1 HISTORICAL SUMMARY OF SITE

The historical sources reviewed are summarized below.

- **Historical Aerial Photographs:** We reviewed aerial photographs dated between 1939 and 2012 obtained from EDR of Shelton, Connecticut; copies of aerial photographs reviewed are presented in Appendix B.
- **Historical Topographic Maps:** We reviewed USGS 15-minute and 7.5-minute historic topographic maps dated 1899, 1953, 1961, 1968, 1973 and 1980; copies of historic topographic maps reviewed are presented in Appendix B.
- **Historical Fire Insurance Maps:** We reviewed Sanborn fire insurance maps dated 1915, 1950, 1956 and 1966 obtained from EDR; copies of Sanborn maps are presented in Appendix B.
- **Local Street Directories:** We reviewed city directories obtained from EDR that were researched at approximately 5 year intervals between 1922 and 2014 to obtain information pertaining to past Site occupants. The city directory summary is presented in Appendix C.

The historical Site uses and occupants identified on the acquired aerial photographs, topographic maps, Sanborn maps and city directories appear consistent with the discussion presented above in Section 4.1.

6.2 HISTORICAL SUMMARY OF SITE VICINITY

Based on our review of the information described in Section 6.1, the general Site vicinity appears to have historically consisted mainly of a mix of agricultural land (orchards) and widely spaced residences. The easterly adjacent property, across Race Street, was developed with a glass works facility by 1915 and was then occupied by cannery businesses for several decades prior to being redeveloped for commercial use in the 1980s and again redeveloped for residential use in approximately 2012. Small commercial businesses and residences on adjacent properties to the north were replaced by a canned goods warehouses, and a paint store and associated warehouse by the early 1960s; these properties have subsequently been renovated or redeveloped for various commercial uses. Orchards and residences were present on the westerly adjacent property until at least the mid-1950s. Gasoline stations, auto repair shops and other commercial businesses subsequently were developed on westerly adjacent property. Orchards were present on the southerly adjacent property, across Parkmoor Avenue, through the 1940s; a cold storage facility subsequently was constructed on the parcel during the 1950s, which was later replaced by the current office building during the 1980s or early 1990s. Railroad tracks have been located adjacent to the southeast corner of the Site since the late 1800s; the railroad alignment currently is part of the Santa Clara Valley Transportation Authority (VTA) light rail system.

SECTION 7: SITE RECONNAISSANCE

We performed a Site reconnaissance to evaluate current Site conditions and to attempt to identify Site Recognized Environmental Conditions. The results of the reconnaissance are discussed below. Additional Site observations are summarized in Table 5. Photographs of the Site are presented in Section 7.2.1.

7.1 METHODOLOGY AND LIMITING CONDITIONS

To observe current Site conditions (readily observable environmental conditions indicative of a significant release of hazardous materials), Cornerstone staff Stason I. Foster, P.E. visited the Site on April 22, 2019 and was accompanied by Mr. Kevin Young, Project Manager with Swenson Development & Construction. The Site reconnaissance was conducted by walking representative areas of the Site, including the interiors of the on-Site structures, the periphery of the structures and the Site periphery. Cornerstone staff only observed those areas that were reasonably accessible, safe, and did not require movement of equipment, materials or other objects. Physical obstructions that limited our ability to view the ground surface at the Site included the existing buildings and associated asphalt paved parking areas and vehicle drives (typical of developed properties).

7.2 OBSERVATIONS

At the time of our visit, the eastern portion of the Site was developed with three adjoined warehouse structures fronting Race Street. The 529 Race Street building was divided into units A on the north and B on the south. Unit A was occupied by Green Mouse Recycling and used for sorting and shipping of electronic waste items (e.g., computers, televisions and other consumer electronics) that are dropped off at the facility by customers. Unit B was occupied by Western Appliance and used for storage of household appliances.

The 581 Race Street warehouse was observed to be occupied by Children's Musical Theater (CMT) and used for the creation and storage of theatrical sets, props and costumes. Wood working equipment and supplies were observed with the CMT space, along with several 1- and 5-gallon containers of paint that were stored on shelving, within cabinets and on the concrete floor slab. The southern portion of the building was observed to be used by San Jose Search and Rescue for storage of vehicles, boats and other trailer mounted equipment. A few safety cans of gasoline and 1- and 5-gallon containers of paint and building maintenance products were stored within the San Jose Search and Rescue space.

The 691 Race Street warehouse was occupied by Garden City Recycle & Salvage; the interior of this building was not accessible. This warehouse formerly was occupied by Western Appliance, and Mr. Young indicated that Garden City currently uses the space for storage of salvaged architectural building components and reclaimed lumber. A rail car loading dock was observed on the south side of the building. Gravel railroad ballast was observed at the location of the former railroad spurs that were depicted on Sanborn maps (adjacent to the south side of the building); the railroad tracks and wooden ties appeared to have been removed.

The western portion of the Site was developed with two 3-story unoccupied office buildings (550 and 570 Meridian Avenue, an associated parking garage, and a multi-tenant 2-story office building at 1401 Parkmoor Avenue. Mr. Young indicated that the 550 and 570 Meridian Avenue office buildings were constructed for office use by Echelon during the early 2000s and have been vacant for the past several years. Emergency generators with integral diesel aboveground storage tanks (ASTs) were observed adjacent to the north of 550 Meridian Avenue and adjacent to the south of 570 Meridian Avenue. The 1401 Parkmoor Avenue building was observed to be divided into multiple tenant spaces and appeared to be occupied as general office space and for various classroom purposes.

Electricity and/or natural gas fuel sources appeared to be used for building heating/cooling purposes. Potable water appeared to be supplied by the local water service provider. The

buildings presumably are connected to the publicly owned sanitary sewer system; no on-Site septic systems were obvious. Three electrical transformers owned by PG&E were observed on exterior concrete pads near the 550 and 570 Meridian Avenue buildings and near the exterior northeast corner of the 1401 Parkmoor Avenue building. These transformers appeared to be relatively new (likely installed during the early 2000s during redevelopment activities on the western portion of the Site). No evidence of transformer oil leaks was observed. Hydraulic powered elevators were observed within the 550 and 570 Meridian Avenue office buildings, the parking garage and the 1401 Parkmoor Avenue office building.

Table 5. Summary of Readily Observable Site Features

General Observation	Comments
Aboveground Storage Tanks	Observed as described above
Agricultural Wells	Not Observed
Air Emission Control Systems	Not Observed
Boilers	Not Observed
Burning Areas	Not Observed
Chemical Mixing Areas	Not Observed
Chemical Storage Areas	Not observed except for paints and common building maintenance products
Clean Rooms	Not Observed
Drainage Ditches	Not Observed
Elevators	Observed as described above
Emergency Generators	Not Observed
Equipment Maintenance Areas	Not Observed
Fill Placement	Not Observed
Groundwater Monitoring Wells	Not Observed
High Power Transmission Lines	Not Observed
Hoods and Ducting	Not Observed
Hydraulic Lifts	Not Observed
Incinerator	Not Observed
Petroleum Pipelines	Not Observed
Petroleum Wells	Not Observed
Ponds or Streams	Not Observed
Railroad Lines	Not Observed
Row Crops or Orchards	Not Observed
Stockpiles of Soil or Debris	Not Observed
Sumps or Clarifiers	Not Observed
Transformers	Observed as described above
Underground Storage Tanks	Not Observed
Vehicle Maintenance Areas	Not Observed
Vehicle Wash Areas	Not Observed
Wastewater Neutralization Systems	Not Observed

The comment "Not Observed" does not warrant that these features are not present on-Site; it only indicates that these features were not readily observed during the Site visit.

7.2.1 Site Photographs



Photograph 1. View of the on-site warehouses at 529 and 581 Race Street looking northwest.



Photograph 2. View of the on-site warehouse at 691 Race Street looking west.



Photograph 3. Former railroad track spur alignment south of 691 Race Street looking east.



Photograph 4. Multi-tenant office building at 1401 Parkmoor Avenue looking northeast.



Photograph 5. Three-story office building at 550 Meridian Avenue looking southeast.



Photograph 6. Three-story office building at 570 Meridian Avenue looking southwest.



Photograph 7. On-Site parking garage looking northeast.



Photograph 8. One of two emergency generators.

SECTION 8: ENVIRONMENTAL QUESTIONNAIRE AND INTERVIEWS

8.1 ENVIRONMENTAL QUESTIONNAIRE / OWNER INTERVIEW

To help obtain information on current and historical Site use and use/storage of hazardous materials on-Site, we provided an environmental questionnaire to David J. Powers & Associates and asked that it be forwarded to each Site owner for completion. The completed questionnaires were not returned to us as of the date of this report.

8.2 INTERVIEWS WITH PREVIOUS OWNERS AND OCCUPANTS

Contact information for previous Site owners and occupants was not provided to us. Therefore, interviews with previous Site owners and occupants could not be performed.

SECTION 9: CDE AND DTSC SCHOOL SITE SELECTION CRITERIA

9.1 CALIFORNIA DEPARTMENT OF EDUCATION CRITERIA

California Education Code Section 17251 and California Code of Regulations (CCR) Title 5, sections 14001 through 14012, outline the powers and duties of the California Department of Education (CDE) regarding school sites and the construction of school buildings with respect to environmental hazards associated with nearby power lines, railroad tracks, facilities that use or store hazardous materials, aboveground storage tanks, hazardous pipelines, high volume water pipes, traffic corridors, and facilities with hazardous air emissions. The following sections discusses tasks completed to assist in evaluation of these potential hazards.

9.1.1 Drive-by Vicinity Survey

At the time of our Site visit, Cornerstone staff also conducted a drive-by survey within a radius of approximately ¼ mile from the Site to note the current land uses and, to the extent readily observable, note facilities that appeared likely to use, handle, or store significant quantities of hazardous materials. The Site vicinity also was observed for readily apparent high-power transmission lines, cell phone towers, pipeline easements, and railroad tracks. This reconnaissance was made from public roadways. Site vicinity observations are summarized in Table 6.

Table 6. Summary of Readily Observable Nearby Features

General Observation	Comments
Aboveground Storage Tanks (ASTs)/Chemical Storage Facilities	<p>A Union 76 gasoline station is located adjacent to the west of the Site (across Meridian Avenue) at 1501 Parkmoor Avenue. Gasoline at the station is stored in USTs. A few auto repair businesses also were observed along Lincoln Avenue and along Auzerais Avenue (approximately 1,000 feet east and northeast of the Site, respectively).</p> <p>Reed & Graham Inc. was observed at 690 Sunol Street. This industrial facility is an asphalt plant that operates several large ASTs, presumably containing various petroleum-based products, that are located approximately 1,400 feet east of the Site.</p>
Cell Phone Towers	A cell phone antenna was observed approximately 1,000 feet west of the Site. A cell phone antenna also is present on the roof of the on-Site warehouse at 529 Race Street (which will be demolished to facilitate redevelopment of the Site).
High Power Transmission Lines	Not observed within ¼ mile of the Site.
Major Roadways	Highway 280 is located approximately 500 feet south of the Site.
Pipeline Easements	Not observed. Natural gas and water distribution piping are presumably present below streets
Railroad Lines	Railroad tracks operated as VTA's light rail system area located adjacent to the southeast corner of the Site.
Sources of Significant Air Emissions	Not observed within ¼ mile of the Site.

Note: The comment "Not Observed" does not warrant that these features are not present in the search area; it only indicates that these features were not readily apparent/observed during the drive-by survey.

9.1.2 Requests for Information from Public Agencies

Cornerstone contacted the public agencies listed below to obtain readily available public information regarding hazardous pipelines, high volume water pipes (water pipe equal or greater than 12 inches in diameter), and facilities with hazardous air emissions within an approximate 1,500-foot radius of the Site.

- Bay Area Air Quality Management District (BAAQMD)
- Pacific Gas and Electric (PG&E)
- San Jose Water Company (SJWC)
- State of California Department of Conservation – Division of Oil, Gas, and Geothermal Resources (DOGGR)

Agency responses are summarized in the following Sections.

9.1.3 Hazardous Air Emissions and Facilities

Education Code Section 17213(b) required the identification of facilities within ¼ mile of the proposed school site that might reasonably be anticipated to emit hazardous air emissions or to handle hazardous or extremely hazardous materials, substances, or waste.

Information regarding facilities with hazardous air emissions within a ¼ mile radius of the Site was requested from the BAAQMD. A response from BAAQMD is still pending as of the date of this report.

As noted in Table 6, a Union 76 gasoline station is located adjacent to the west of the Site (across Meridian Avenue) at 1501 Parkmoor Avenue. Gasoline at the station is stored in USTs. A few auto repair businesses also were observed along Lincoln Avenue and along Auzerais Avenue (approximately 1,000 feet east and northeast of the Site, respectively).

9.1.4 Power Lines

Title 5 Section 14010(c) of the California Code of Regulations requires that proposed school facilities meet minimum setback requirements from all power transmission lines rated at 50 kilovolts (kV) and above. These easements are within the setback requirements: 100 feet for 50 to 133 kV line, 150 feet for 220 to 230 kV line, and 350 feet for 500 to 550 kV line.

A representative from PG&E reported there are no electrical transmission lines (50 kV or greater) within 350 feet of the Site. They reported that the only distribution line in the vicinity is 21kV. A map was not provided.

9.1.5 Hazardous Pipelines and Aboveground Tanks

Education Code Section 17213 prohibits the acquisition of a school site by a school district if the site "contains one or more pipelines, situated underground or aboveground, which carries hazardous substances, acutely hazardous materials, or hazardous wastes, unless the pipeline is a natural gas line which is used only to supply natural gas to that school or neighborhood."

The California Code of Regulations, Title 5, Section 14010(h) indicates that a proposed school "shall not be located near an above-ground water or fuel storage tank or within 1,500 feet of the easement of an above ground or underground pipeline that can pose a safety hazard as determined by a risk analysis study, conducted by a competent professional, which may include certification from a local public utility commission."

As noted in Table 6, the Reed & Graham Inc. asphalt plant is present at 690 Sunol Street. This industrial facility operates several large ASTs, presumably containing various petroleum-based products, that are located approximately 1,400 feet east of the Site.

Cornerstone reviewed readily available public maps at the National Pipeline Mapping System website to help identify potential hazardous pipelines within an approximate 1,500 foot radius of the Site. Based on the information reviewed, no natural gas transmission pipelines or pipelines carrying other hazardous substances, acutely hazardous materials, or hazardous wastes were readily identified within 1,500 feet of the Site.

A review of PG&E's online natural gas pipeline locator revealed that there are no natural gas transmission pipelines within an approximate 1,500-foot radius of the Site.

CDE requires that high-volume water lines (defined as greater than or equal to 12 inches diameter) and tanks be evaluated for potential flooding and subterranean erosion concerns at proposed school facilities. A representative from the San Jose Water Company (SJWC) reported there are no water storage tanks within an approximate 1,500-foot radius of the Site. Several 12-inch or larger diameter water pipelines are located along Parkmoor Avenue adjacent to the south of the Site, along Race Street approximately 80 feet southeast of the Site, along Meridian Avenue and Auzerais Avenue approximately 700 feet north of the Site, along Lincoln Avenue and Savaker Streets approximately 900 feet east of the Site, and along Pedro Street approximately 1,400 feet south of the Site.

9.1.6 Oil or Gas Wells

To evaluate the presence of oil or gas wells on-Site and in the immediate Site vicinity, maps available on-line at the California Department of Conservation, Division of Oil, Gas, and Geothermal Resources (<http://www.consrv.ca.gov/dog>) were reviewed. No oil or gas wells were identified on-Site or within an approximately 1,500-foot radius of the Site.

9.1.7 Airports

As a part of the site selection prescreening process, Education Code Section 17215 requires the school district to determine the proximity of the site to airport runways. If the site is within two nautical miles of an existing airport runway as measured by direct air line from the part of the runway that is nearest to the school site, the site must be approved by the CDE and the California Department of Transportation. The Site is located approximately 1.93 nautical miles from runway 30L at the San Jose International Airport.

4.2.6 Radon

Elevated levels of radon in indoor air are a result of radon gas moving into buildings from the underlying soil, either by diffusion or flow due to air pressure differences. The source of radon is uranium that is naturally present in rock, soil, and water. Some types of rocks are known to have uranium concentrations greater than others and, consequently, there is an increased chance of elevated radon concentrations at certain locations. Areas down-slope which received sediments and/or surface and groundwater from rock units with above average uranium content also have an increased likelihood of elevated radon concentrations in soil gas. In California, bedrock that can contain above average uranium concentrations includes the Monterey formation, asphaltic rocks, marine phosphatic rocks, granitic rocks, felsic volcanic rocks, and certain metamorphic rocks.

The federal EPA has established an action level of 4 pico-Curies per liter (pCi/L), above which the EPA recommends taking action to reduce radon levels in structures. To help local, state, and federal agencies prioritize resources and implement radon-control building codes, the EPA published maps of radon hazards for each county in California (www.epa.gov/radon/states/california.html).

The Site is located in Santa Clara County, which is designated by the EPA as Zone 2 with a moderate radon potential (average indoor radon screening level between 2 to 4 pCi/L). It is important to note that EPA has identified structures with elevated levels of radon in all three zones, and the EPA recommends Site-specific testing to evaluate radon levels at a specific location.

9.2 DTSC'S SCHOOL SITE EVALUATION CRITERIA

Section 69104(d) of the California Code of Regulations, Title 22 (Division 4.5 Chapter 51.5) requires the evaluation of sources for the potential release or the presence of hazardous material on proposed school sites. DTSC's 2008 draft document titled *School Environmental Assessment Manual (SEAM), Interim Guidance Document for Environmental Assessments and Investigations of School Sites* provides further guidance. Per DTSC's guidance, evaluations at school sites should include the items listed in Table 7.

Table 7. Review of Potential Hazardous Material Sources

Item	Comment / Finding
Agricultural Use	The Site historically was occupied by orchards. Although no information providing details of past farming operations were identified, pesticides may have been applied to crops in the normal course of farming operations.
Debris or Stockpiles	No debris or stockpiles were readily observed at the time of our Site visit. Information reviewed as part of this Phase I ESA did not identify past debris or stockpiles on-Site.
Fill Material	Prior geotechnical investigations identified approximately 3 to 8 feet of fill near the office building at 550 Meridian Avenue. No information was readily identified that would suggest fill was imported to the Site from off-Site sources. The identified fill appears to consist of reworked native materials.
Electrical Transformers, oil-filled electrical equipment, or hydraulic systems	Three electrical transformers owned by PG&E are present on exterior concrete pads near the 550 and 570 Meridian Avenue buildings and near the exterior northeast corner of the 1401 Parkmoor Avenue building. These transformers appeared to be relatively new (likely installed during the early 2000s during redevelopment activities on the western portion of the Site); thus, they are not likely to contain polychlorinated biphenyls (PCBs). Production of PCBs was banned in the United States by the Toxic Substances Control Act (TSCA) in 1978.
Government use or ownership	No information was identified during this Phase I ESA indicating that the Site has been owned or used by federal, state or local governmental entities.
Grading Activities	Grading activities may cause spread of contamination and result in methane generation if organic material was present. Typical grading activities have been performed at the Site to facilitate construction of the existing and former on-Site structures. Organic material commonly is removed during construction earthwork activities; thus, the potential for methane generation appears low. Prior geotechnical studies reviewed during this Phase I ESA did not identify buried organic materials or wastes on-Site.
Hydrogen Sulfide	Potential sources of hydrogen sulfide were not identified in the information reviewed as part of this Phase I ESA. No known releases of hydrogen sulfide have occurred on or near the Site. No past Site uses that might produce hydrogen sulfide, such as storage of manure, hydrocarbon exploration, industrial uses or landfilling of waste were identified.
Illegal Drug Manufacturing	According to the Drug Enforcement Administration (DEA) National Clandestine Drug Laboratory Register, no reported cases of illegal drug manufacturing were reported on-Site. Additionally, the Site is not included on a listing of drug lab locations maintained by the DTSC.

Table 7 (Continued). Review of Potential Hazardous Material Sources

Item	Comment / Finding
Lead-Based Paint Applications	No information was identified during this study documenting the use of lead-based paint on-Site. However, based on the age of some of the existing on-Site structures and the prior on-Site structures, lead-based paint may have been used.
Metals and Metalloids	<p>Historically, pesticide formulations often contained metals, predominantly lead and arsenic (<i>i.e.</i>, lead arsenate). Based on the past agricultural use of the Site, residual lead or arsenic concentrations may remain in Site soil.</p> <p>Available chemical inventories indicate that ESD (a former Site occupant at 600 Meridian Avenue) stored chromium trioxide (10 pounds) and used photoprocessing chemicals, which often contain silver. No spills of chromium trioxide or photoprocessing chemicals have been reported at the Site.</p>
Methane	No potential sources of methane or Site uses typically associated with methane generation were identified in the information reviewed as part of this Phase I ESA.
Mines	According to the US Geological Survey Mineral Resources Data System, no mines are mapped on-Site or within the Site vicinity. Similarly, no other information was identified during this Phase I ESA that would be indicative of past on-Site mining activities.
Naturally-Occurring Asbestos (NOA)	The Site is approximately 2¾ miles northwest of a mapped outcrop of Jurassic serpentine formation. Asbestos occurs naturally in ultramafic rock (such as serpentine). DTSC recommends soil sampling when a proposed school site is located within a 10-mile radius of an NOA geologic formation.
Naturally-Occurring Hazardous Materials	No known or suspected naturally-occurring hazardous materials have been identified beneath the Site.
Petroleum Deposits or Use	No naturally-occurring petroleum deposits are known or suspected beneath the Site. No petroleum wells are located within a 1,500-foot radius of the Site.
Radon	The Site is in Santa Clara County, which is designated by the USEPA as Zone 2 with a moderate radon potential (average indoor radon screening level between 2 to 4 pCi/L). USEPA recommends site-specific testing to determine radon levels at a specific location.
Railroad Use or Easements	<p>Two railroad track spurs historically extended on-Site along the south sides of existing buildings at 1401 Parkmoor Avenue and 691 Race Street. Assorted chemicals were often historically used for dust suppression and weed control along rail lines; residual contaminant concentrations are commonly identified in soil along former railroad track locations.</p> <p>Railroad tracks also have been located adjacent to the southeast corner of the Site since the late 1800s; this railroad alignment currently is part of the Santa Clara Valley Transportation Authority (VTA) light rail system.</p>

Table 7 (Continued). Review of Potential Hazardous Material Sources

Item	Comment / Finding
Residential Use	Several residences and associated outbuildings historically were present on-Site. Soil adjacent to structures that are painted with lead-containing paint can become impacted with lead because of the weathering and/or peeling of painted surfaces. Soil near wood-framed structures also can be impacted by pesticides historically used to control termites.
Surface Drainage Pathways	The Site is relatively flat and storm water is expected to either percolate into landscaped areas or discharge to the City's storm water drainage system. No drainage ditches or culverts are present on-Site.
Termiticide Application	As previously noted, several residences and associated outbuildings historically were present on-Site. Soil near wood-framed structures can be impacted by pesticides historically used to control termites.
Utility Easements	Although the scope of this Phase I ESA did not include researching on-Site easements, no signage or markers indicating the presence of below grade pipelines containing hazardous materials were observed. Additionally, as noted in Sections 9.1.4 and 9.1.5, PG&E reported there are no electrical transmission lines, 50 kV or greater, within 350 feet of the Site, and no natural gas transmission pipelines or pipelines carrying other hazardous substances, acutely hazardous materials, or hazardous wastes were identified near the Site.
Munitions and Explosives of Concern	The records reviewed did not indicate the past or current presence of munitions or explosives of concern on-Site or on adjacent properties. No military-owned properties are near the Site.

SECTION 10: FINDINGS, OPINIONS AND CONCLUSIONS (WITH RECOMMENDATIONS)

Cornerstone performed this Phase I ESA in general accordance with ASTM E1527-13 to support David J. Powers & Associates in evaluation of Recognized Environmental Conditions. Our findings, opinions and conclusions are summarized below.

10.1 HISTORICAL SITE USAGE

Based on the information obtained during this study, the eastern portion of the Site was historically developed with several residences and associated outbuildings; a portion also was occupied by an orchard. During the 1950s, a small store and restaurant structure and a truck repair and storage building also were present. The existing on-Site warehouse structures appear to have been constructed during the late 1950s or early 1960s and initially occupied by US Products Corporation for canned goods storage. Subsequent occupants of the warehouses reportedly have included NCC Corporation (presumably NCC Food Corporation) (1972-1981), Super Cocina Las Cazuelas (1986), United Shredding and Document Storage (2008-2013) and Frontier Infinity. Current occupants include Western Appliance, Green Mouse Recycling, Children's Musical Theater, Garden City Recycle & Salvage and San Jose Search and Rescue.

The western portion of the Site historically was used for agricultural purposes (orchards) and occupied by several residences. By 1966, a canned goods warehouse, two car washes, and a restaurant were constructed on-Site and several residences remained. A variety of tenants subsequently occupied the Site for various commercial businesses, warehouse/storage and manufacturing. The two existing 3-story office buildings and parking garage were constructed

between 2001 and 2003 for occupancy by Echelon for general office uses, research and development (R&D) and testing of the company's electrical meter products.

10.2 REPORTED CHEMICAL STORAGE AND USE

Diesel fuel is stored on-Site within integral ASTs for two emergency generators at 550 and 570 Meridian Avenue. Paints are used by Children's Musical Theater for theatrical set construction activities. A few safety cans of gasoline and 1- and 5-gallon containers of paint and building maintenance products also are stored within the San Jose Search and Rescue space. No readily observable evidence of hazardous materials spills was observed.

Hydraulic powered elevators are present on-Site. Those within the 550 and 570 Meridian Avenue buildings and associated parking structure are relatively new and leaks appear unlikely to have occurred. An older elevator is present within the 1401 Parkmoor Avenue structure that will be demolished to facilitate redevelopment of the Site. When the 1401 Parkmoor Avenue elevator is removed, we recommend that an Environmental Professional be present to observe underlying soil for evidence of potential impacts and, if observed, collect soil samples for laboratory analyses.

Historically, hazardous materials were predominantly used/stored by the prior car wash facilities at 536 and 590 Meridian Avenue, and by ESD at 600 Meridian Avenue. Additionally, gasoline and diesel USTs were present at 972 Harmon Avenue. Automotive related hazardous materials also were presumably used at the truck repair building formerly located on the southeast portion of the Site (as depicted on the 1956 Sanborn map); no reports of spills or other information regarding this facility were identified.

Due to the historical use/storage of hazardous materials on-Site and the planned use of the Site as a school, Cornerstone recommends performing a soil and groundwater quality investigation to evaluate baseline conditions.

10.2.1 LUST Case at 590 Meridian Avenue

Three gasoline USTs reportedly were removed from the former car wash located at 590 Meridian Avenue in 1979. To subsequently evaluate Site conditions, soil and groundwater quality investigations were performed between 1993 and 2000. The LUST case associated with 590 Meridian Avenue was closed by the SCVWD in 2001. Residual concentrations of petroleum hydrocarbons (as summarized in Section 4.1.2) were reported to remain in soil and groundwater. The SCVWD concluded that *a continuing threat to groundwater, human health, and the environment from residual petroleum hydrocarbons does not exist at this site, and that Regional Water Quality Control Board objectives have not been compromised.*

10.2.2 CPS case at 600 Meridian Avenue

An 8-foot-diameter by 10-foot-deep waste sump was closed in place at 600 Meridian Avenue in 1988 by filling it with concrete slurry. This sump reportedly was used by ESD to store sulfuric etchant. The sump closure work was performed under the oversight of the DEH. No VOCs or semi-VOCs were detected soil samples collected near the base of the sump, and the detected metals concentrations appear typical of natural background concentrations. The status of this CPS case is listed as "open-inactive."

Details regarding prior manufacturing activities at the Site by ESD are not well documented; however, available chemical inventories indicate that ESD stored a variety of compressed gasses, paint related products, lubricants, acids, bases, metals (*i.e.*, chromium trioxide [10 pounds]), and photographic fixers and developers. The storage of various solvents also was identified including trichloroethene (TCE) (5 gallons), along with acetone, isopropanol, 2-butanone, benzene, toluene, xylenes, methanol and hexane, among others. As summarized in Section 4.1.2, staining of concrete and asphalt surfaces was noted during prior studies, and a complaint in 1985 described alleged mishandling of unidentified materials in 55-gallon drums at ESD.

Based on the past use/storage of hazardous materials by ESD and the planned use of the Site as a school, we recommend that soil, soil vapor⁷ and groundwater quality near the former ESD facility be evaluated. If no significant impacts are identified, a request to close the open-inactive CPS case should be submitted to the Water Board.

10.2.3 UST Removal at 972 Harmon Avenue

Two USTs at 972 Harmon Avenue were removed from the Site in 1988 including a 10,000 gallon gasoline UST and a 10,000 gallon diesel UST. These USTs were removed by Geonomics Incorporated under permit from the SJFD. Analyses of soil samples collected below the USTs did not detect TPHg, TPHd or BTEX compounds. No further work appears required.

10.2.4 UST and Oil-Water Separator Removals at 536 Meridian Avenue

In 1996, two 12,000-gallon USTs were closed in place on-Site at 536 Meridian Avenue (also formerly occupied by a carwash) under permit from SJFD. Prior to filling the tanks with cement slurry, two soil borings were drilled near the tanks. Analysis of soil samples reportedly did not detect petroleum hydrocarbons. A concrete oil/water separator also was removed from the Site that was located in a parking area to the east of the two 12,000-gallon USTs. Analysis of a verification soil sample collected beneath the structure, after it was removed, reportedly indicated that the sump had not impacted underlying soil quality⁸. Soil and groundwater sampling conducted near the USTs and oil-water separator by OST in 1993 did not identify significant impacts. No further work appears required.

10.2.5 Soil Vapor Quality

Analyses of soil vapor samples collected by AEI (2018) identified benzene concentrations that exceed the current (2019) ESLs established by the Water Board. The soil vapor samples were collected near the existing buildings at 550 and 570 Meridian Avenue that will be converted for school use. Based on our experience, low concentrations of benzene often are detected in soil vapor and the potential for significant indoor air impacts appears low. We recommend, however, that indoor air sampling be conducted at these building to better evaluate potential impacts from vapor intrusion⁹.

⁷ As discussed in Section 4.1.2, the soil vapor sampling data collected by AEI in 2018 does not appear to be representative of the sump location or other former operations at the former ESD facility.

⁸ Findings associated with removal of these USTs and the oil-water separator were reported by Lowney (1999). The sampling reports were not available for review by Cornerstone.

⁹ Vapor intrusion is the movement of chemical vapors from contaminated ground water or soil into a nearby building. Vapors primarily enter through openings in the buildings foundation, such as cracks in the concrete slab and gaps around utility lines. It is also possible for vapors to pass through concrete, which is naturally porous. Once inside the workplace, vapors may be inhaled posing potential health risks.

10.3 AGRICULTURAL USE

An orchard was historically present on a portion of the Site. Pesticides may have been applied to crops in the normal course of farming operations. Residual pesticide concentrations may remain in on-Site soil. If elevated concentrations of agricultural chemicals are present, mitigation or soil management measures may be required during construction/earthwork activities. We recommend performing soil sampling to evaluate if agricultural chemicals are present. Sampling should be performed in accordance with the DTSC guidance document titled *Interim Guidance for Sampling Agricultural Properties (Third Revision)* dated August 7, 2008.

10.4 LEAD-BASED PAINT AND TERMITE CONTROL PESTICIDES

The Consumer Product Safety Commission banned the use of lead as an additive in paint in 1978. Based on the age of some of the on-Site buildings, lead-based paint may be present. The removal of lead-based paint is not required prior to building demolition if the paint is bonded to the building materials. However, if the lead-based paint is flaking, peeling, or blistering, it should be removed prior to demolition. In either case, applicable OSHA regulations must be followed; these include requirements for worker training, air monitoring and dust control, among others. Any debris containing lead must be disposed appropriately.

Additionally, soil adjacent to structures that are painted with lead-containing paint can become impacted with lead as a result of the weathering and/or peeling of painted surfaces. Soil near wood framed structures also can be impacted by pesticides historically used to control termites. No information was identified during this study documenting the use of lead based paint or termite control pesticides on-Site; however, if used, residual pesticide and lead concentrations may remain in on-Site soil. Prior to redevelopment of the Site, we recommend that shallow soil sampling be conducted to evaluate the possible presence of lead and pesticides. The sampling should be performed in accordance with the DTSC guidance document titled *Interim Guidance, Evaluation of School Sites with Potential Soil Contamination as a Result of Lead from Lead-Based Paint, Organochlorine Pesticides from Termiticides, and Polychlorinated Biphenyls from Electrical Transformers* (Revised June 6, 2006).

10.5 FORMER ON-SITE RAILROAD TRACK SPURS

Two railroad track spurs formerly extended onto the southern portion of the Site (*i.e.*, on the south side of the structures at 691 Race Street and 1401 Parkmoor Avenue). The railroad tracks and wooden ties appear to have been removed; gravel ballast remains on-Site. Assorted chemicals were often historically used for dust suppression and weed control along rail lines; residual contaminant concentrations are commonly identified in soil along former railroad track locations. We recommend that soil quality along the former on-Site railroad track spurs be evaluated by sampling and laboratory analyses.

10.6 POTENTIAL ENVIRONMENTAL CONCERNS WITHIN THE SITE VICINITY

10.6.1 Nearby Spill Incidents

Based on the information obtained during this study, no off-Site hazardous material spill incidents have been reported in the Site vicinity that would be likely to significantly impact the Site.

10.6.2 Hazardous Pipelines and Aboveground Tanks

The California Code of Regulations, Title 5, Section 14010(h) indicates that a proposed school *“shall not be located near an above-ground water or fuel storage tank or within 1,500 feet of the easement of an above ground or underground pipeline that can pose a safety hazard as determined by a risk analysis study, conducted by a competent professional, which may include certification from a local public utility commission.”*

No nearby pipelines carrying hazardous substances, acutely hazardous materials, or hazardous wastes were identified within 1,500 feet of the Site.

Based on information obtained from PG&E's website, no high-pressure natural gas transmission pipelines are present within approximately 1,500 feet of the Site.

The Reed & Graham Inc. asphalt plant is present at 690 Sunol Street. This industrial facility operates several large ASTs, presumably containing various petroleum-based products, that are located approximately 1,400 feet east of the Site. Because the ASTs at Reed & Graham are located within the stipulated 1,500-foot search radius, we recommend that a study be conducted to evaluate the contents of the ASTs and potential risks to future Site occupants.

10.6.3 Hazardous Air Emissions and Facilities

Education Code Section 17213(b) requires the identification of facilities within ¼ mile of the proposed school site that might reasonably be anticipated to emit hazardous air emissions, or to handle hazardous or extremely hazardous materials, substances, or waste.

During this study, we requested that BAAQMD provide a list of facilities within an approximate ¼-mile radius of the Site that have hazardous air emissions. A response from BAAQMD is still pending as of the date of this report.

A Union 76 gasoline station is located adjacent to the west of the Site (across Meridian Avenue) at 1501 Parkmoor Avenue. Gasoline at the station is stored in USTs. A few auto repair businesses also were observed along Lincoln Avenue and along Auzerais Avenue (approximately 1,000 feet east and northeast of the Site, respectively). Hazardous materials associated with vehicle maintenance/repair work (e.g., lubricants, coolants, paints, etc.) presumably also are present at these facilities.

A significant impact at the Site is possible in the unlikely event of a large bulk release of gasoline during UST refilling operations at the gasoline station. Fuel deliverers typically are trained, however, to follow the industry standard practices for tank filling (API recommended Practice 1007, “Loading and Unloading of MC306 DOT 406 Cargo Tank Motor Vehicles” and NFPA 385 “Standard for Tank Vehicles for Flammable and Combustible Fuels”). In our opinion, based on the large number of daily fuel deliveries throughout the Bay Area (and other locations), the lack of readily available information concerning releases of this nature occurring during filling operations, and the level of training and procedural requirements for gasoline deliveries, the likelihood of a large fuel release during UST filling operations should be classified as improbable. To help mitigate potential risks to Site occupants, we recommend that a Site Safety Plan/Emergency Preparedness Plan be prepared.

The nearest observed vehicle maintenance facility is approximately 1,000 feet from the Site. Based on the expected hazardous material types and quantities at typical maintenance facilities, and the distance of the identified facilities from the Site, the potential for significant Site impacts appears low.

10.6.4 Railroad Tracks

California Code of Regulations, Title 5, Section 14010(d), establishes the following regulations pertaining to proximity to railroads: *If the proposed site is within 1,500 feet of a railroad track easement, a safety study shall be done by a competent professional trained in assessing cargo manifests, frequency, speed, and schedule of railroad traffic, grade, curves, type and condition of track, need for sound or safety barriers, need for pedestrian and vehicle safeguards at railroad crossing, presence of high pressure gas lines near the tracks that could rupture in the event of a derailment, preparation of an evacuation plan. In addition to the analysis, possible and reasonable mitigation measures must be identified.*

VTa light rail tracks are located adjacent to the southeast corner of the Site. We recommend that a safety study be prepared that complies with California Code of Regulations, Title 5, Section 14010(d).

10.6.5 Water Pipelines and Storage Tanks

CDE requires that high-volume water lines (defined as greater than or equal to 12 inches diameter) and tanks be evaluated for potential flooding and subterranean erosion concerns at proposed school facilities. A large leak or rupture of a high-volume water line or tank will release a large quantity of water in a short time that could potentially flood adjacent areas in its drainage zone, which may involve a school campus.

SJWC reported that several large diameter water pipelines greater than or equal to 12-inch diameter are located near the Site, including along Parkmoor Avenue adjacent to the south of the Site. These pipelines reportedly vary in diameter from 12 inches to 12.75 inches and are comprised of various materials including, somastic coated cement lined pipe, cast iron pipe and fiberglass-kraft wrapped-cement lined pipe. An additional 17.25-inch diameter somastic coated cement lined and fiberglass-kraft wrapped-cement lined pipeline was identified approximately 700 feet north of the Site, along Meridian Avenue and Auzerais Avenue, which then branches off to the west along Douglas Street and to the south along Lincoln Avenue.

The likelihood of significant flooding at the Site associated with the identified water pipelines appears low; however, a pipeline risk analysis typically must be performed as outlined in the California Department of Education *Guidance Protocol for School Site Pipeline Risk Analysis* dated February 2007.

10.6.6 Power Transmission Lines

Title 5 Section 14010(c) of the California Code of Regulations requires that proposed school facilities meet minimum setback requirements (ranging from 100 to 350 feet) from all power transmission lines rated at 50 kilovolts (kV) and above.

A representative from PG&E reported there are no electrical transmission lines, 50 kilovolts (kV) or greater, within 350 feet of the Site. They reported that the only distribution line in the vicinity is 12kV. A map was not provided.

10.6.7 Proximity to Major Roadways and Noise

The California Code of Regulations, Title 5, Section 14010(e) indicates that a proposed school “shall not be adjacent to a road or freeway that any site-related traffic and sound level studies have determined will have safety problems or sound levels which adversely affect the educational program.”

Highway 280 is located approximately 500 feet south of the Site. We recommend that a study be performed to evaluate potential noise and safety concerns associated with the nearby highway.

10.6.8 Airports

As a part of the site selection prescreening process, Education Code Section 17215 requires the school district to determine the proximity of the site to airport runways. If the Site is within 2 nautical miles of an existing airport runway as measured by direct air line from the part of the runway that is nearest to the school site, the site must be approved by the CDE and the California Department of Transportation. The Site is located approximately 1.93 nautical miles from runway 30L at the San Jose International Airport.

The responsibilities of the school district, the California Department of Education, and the Department of Transportation, Aeronautics Program, Office of Airports, concerning a school site's proximity to runways are contained in Education Code Section 17215 (as amended by Assembly Bill (AB) 747, Chapter 837, Statutes of 1999). (See *CCR, Title 5, Section 14011(k)*).

10.6.9 Radon

The Site is located in Santa Clara County, which is designated by the EPA as Zone 2 with a moderate radon potential (average indoor radon screening level between 2 to 4 pCi/L). It is important to note that EPA has identified structures with elevated levels of radon in all three zones, and the EPA recommends Site-specific testing to evaluate radon levels at a specific location.

10.7 NATURALLY OCCURRING ASBESTOS

Asbestos occurs naturally in ultramafic rock (such as serpentine). When this material is disturbed in connection with construction or grading, asbestos-containing dust can be generated. Exposure to asbestos can result in health ailments. The Department of Toxic Substances Control (DTSC) 2004 interim guidance document titled *Naturally Occurring Asbestos (NOA) at School Sites* recommends soil sampling when a proposed school site is located within a 10-mile radius of an NOA geologic formation. Based on our review of geologic maps, the Site is located approximately 2¾ miles from the nearest ultramafic rock outcrop that may contain NOA. Thus, DTSC Schools Division likely would require NOA sampling at the Site in accordance with their guidance document titled *Interim Guidance, Naturally Occurring Asbestos (NOA) at School Sites* dated September 24, 2004.

10.8 SITE MANAGEMENT PLAN

We recommend preparing a Site Management Plan (SMP) and Health and Safety Plan (HSP) for the proposed demolition and redevelopment activities. The purpose of these documents will be to establish appropriate management practices for handling impacted soil, soil vapor, groundwater or other materials that may potentially be encountered during construction

activities, especially in areas of former hazardous materials storage and use, and the profiling of soil planned for off-Site disposal.

10.9 IMPORTED SOIL

If the planned development will require importing soil for Site grading, we recommend documenting the source and quality of imported soil. The DTSC's October 2001 Clean Fill Advisory provides useful guidance on evaluating imported fill.

10.10 SCHOOL SITE REGULATORY AGENCY ENVIRONMENTAL REVIEW AND APPROVAL PROCESS

The DTSC has established a process for evaluation of environmental conditions at school sites. The process is intended for schools that receive state funding. We recommend forwarding this report to DTSC's School Property Evaluation and Cleanup Division for their review and approval if state funding for the planned project is being considered.

Note that although Cornerstone was requested to evaluate selected school site selection criteria established by the CDE and DTSC as part of this Phase I ESA, Cornerstone has made no determination as to whether the proposed on-Site school development is subject to the various CDE and DTSC requirements. Some provisions discussed apply to school districts, county offices of education, and charter schools regardless of funding source, while others may be applicable only if state funding is planned. It may be desirable to consult with an experienced attorney if further clarity or interpretation of legal statutes is desired.

10.11 ASBESTOS CONTAINING BUILDING MATERIALS (ACBMS)

Due to the age of some of the on-Site structures, building materials may contain asbestos. If demolition, renovation, or re-roofing of the building is planned, an asbestos survey is required by local authorities and/or National Emissions Standards for Hazardous Air Pollutants (NESHAP) guidelines. NESHAP guidelines require the removal of potentially friable ACBMs prior to building demolition or renovation that may disturb the ACBM.

10.12 DATA GAPS

ASTM Standard Designation E 1527-13 requires the Environmental Professional to comment on significant data gaps that affect our ability to identify Recognized Environmental Conditions. A data gap is a lack of or inability to obtain information required by ASTM Standard Designation E 1527-13 despite good faith efforts by the Environmental Professional to gather such information. A data gap by itself is not inherently significant; it only becomes significant if it raises reasonable concerns. The following data gaps were identified:

- Contact information for the former occupants and owners of the Site was not provided to us. Thus, former occupants and owners were not interviewed during this study. Additionally, the environmental questionnaires provided for completion by the current Site owners were not returned to us as of the date of this report. The general environmental setting of the Site appears to have been established based on the information reviewed from other data sources. We do not consider these data gaps to be significant.

- During this study, we requested that BAAQMD provide a list of facilities within an approximate ¼-mile radius of the Site that have hazardous air emissions. A response from BAAQMD is still pending as of the date of this report.

10.13 DATA FAILURES

As described by ASTM Standard Designation E 1527-13, a data failure occurs when all of the standard historical sources that are reasonably ascertainable and likely to be useful have been reviewed and yet the historical research objectives have not been met. Data failures are not uncommon when attempting to identify the use of a Site at five-year intervals back to the first use or to 1940 (whichever is earlier). ASTM Standard Designation E 1527-13 requires the Environmental Professional to comment on the significance of data failures and whether the data failure affects our ability to identify Recognized Environmental Conditions. A data failure by itself is not inherently significant; it only becomes significant if it raises reasonable concerns. No significant data failures were identified during this Phase I ESA.

10.14 RECOGNIZED ENVIRONMENTAL CONDITIONS

Cornerstone has performed a Phase I ESA in general conformance with the scope and limitations of ASTM E 1527-13. This assessment identified the following Recognized Environmental Conditions¹⁰.

- Portions of the Site historically were used for agricultural purposes. There is a potential that agricultural chemicals could remain in Site soil. If present, mitigation or soil management measures may be required.
- Soil adjacent to structures that are painted with lead-containing paint can become impacted with lead as a result of the weathering and/or peeling of painted surfaces. Soil near wood framed structures also can be impacted by pesticides historically used to control termites. There is a potential that residual lead or pesticide concentrations could remain in on-Site soil.
- Two railroad track spurs formerly extended onto the southern portion of the Site. Assorted chemicals historically may have been used for dust suppression and weed control along rail lines, and residual concentrations may remain in Site soil.
- ESD formerly performed manufacturing activities on-Site that involved the use and storage of a variety of hazardous materials. During prior studies, staining of concrete and asphalt surfaces was noted, and a complaint in 1985 described alleged mishandling of unidentified materials in 55-gallon drums at ESD. There is a potential that past operations at ESD may have impacted soil, soil vapor or groundwater at the Site.

This assessment identified the following Historical Recognized Environmental Conditions¹¹:

¹⁰ The presence or likely presence of hazardous substances or petroleum products on the Site: 1) due to any release to the environment; 2) under conditions indicative of a release to the environment; or 3) under conditions that pose a material threat of a future release to the environment.

¹¹ A past Recognized Environmental Condition that has been addressed to the satisfaction of the applicable regulatory agency or meeting unrestricted use criteria established by the applicable regulatory agency without subjecting the Site to required controls or restrictions.

- Three gasoline USTs reportedly were removed from the former car wash located at 590 Meridian Avenue in 1979. The LUST case associated with 590 Meridian Avenue was closed by the SCVWD in 2001. The SCVWD concluded that *a continuing threat to groundwater, human health, and the environment from residual petroleum hydrocarbons does not exist at this site, and that Regional Water Quality Control Board objectives have not been compromised.*
- Two USTs at 972 Harmon Avenue were removed from the Site in 1988 under permit from the SJFD. Analyses of soil samples collected below the USTs did not detect TPHg, TPHd or BTEX compounds. No further work appears required.
- Two USTs were closed in place on-Site at 536 Meridian Avenue in 1996 under permit from the SJFD. Prior to filling the tanks with cement slurry, two soil borings were drilled near the tanks. Analysis of soil samples reportedly did not detect petroleum hydrocarbons. A concrete oil/water separator also was removed that was located in a parking area to the east of the two USTs. Analysis of a verification soil sample collected beneath the structure, after it was removed, reportedly indicated that the sump had not impacted underlying soil quality. Soil and groundwater sampling conducted near the USTs and oil-water separator by OST in 1993 did not identify significant impacts. No further work appears required.
- An 8-foot-diameter by 10-foot-deep waste sump was closed in place at 600 Meridian Avenue in 1988 by filling it with concrete slurry under the oversight of the DEH. This sump reportedly was used by ESD to store sulfuric etchant. No VOCs or Semi-VOCs were detected soil samples collected near the base of the sump, and the detected metals concentrations appear typical of natural background concentrations. Because no impacts from the sump were identified, the sump appears to meet the definition of a Historical Recognized Environmental Condition; however, the associated CPS case (listed as open-inactive) has not been formally closed by the Water Board.

SECTION 11: LIMITATIONS

Cornerstone performed this Phase I ESA to support David J. Powers & Associates in evaluation of Recognized Environmental Conditions associated with the Site. David J. Powers & Associates understands that no Phase I ESA can wholly eliminate uncertainty regarding the potential for Recognized Environmental Conditions to be present at the Site. This Phase I ESA is intended to reduce, but not eliminate, uncertainty regarding the potential for Recognized Environmental Conditions. David J. Powers & Associates understands that the extent of information obtained is based on the reasonable limits of time and budgetary constraints.

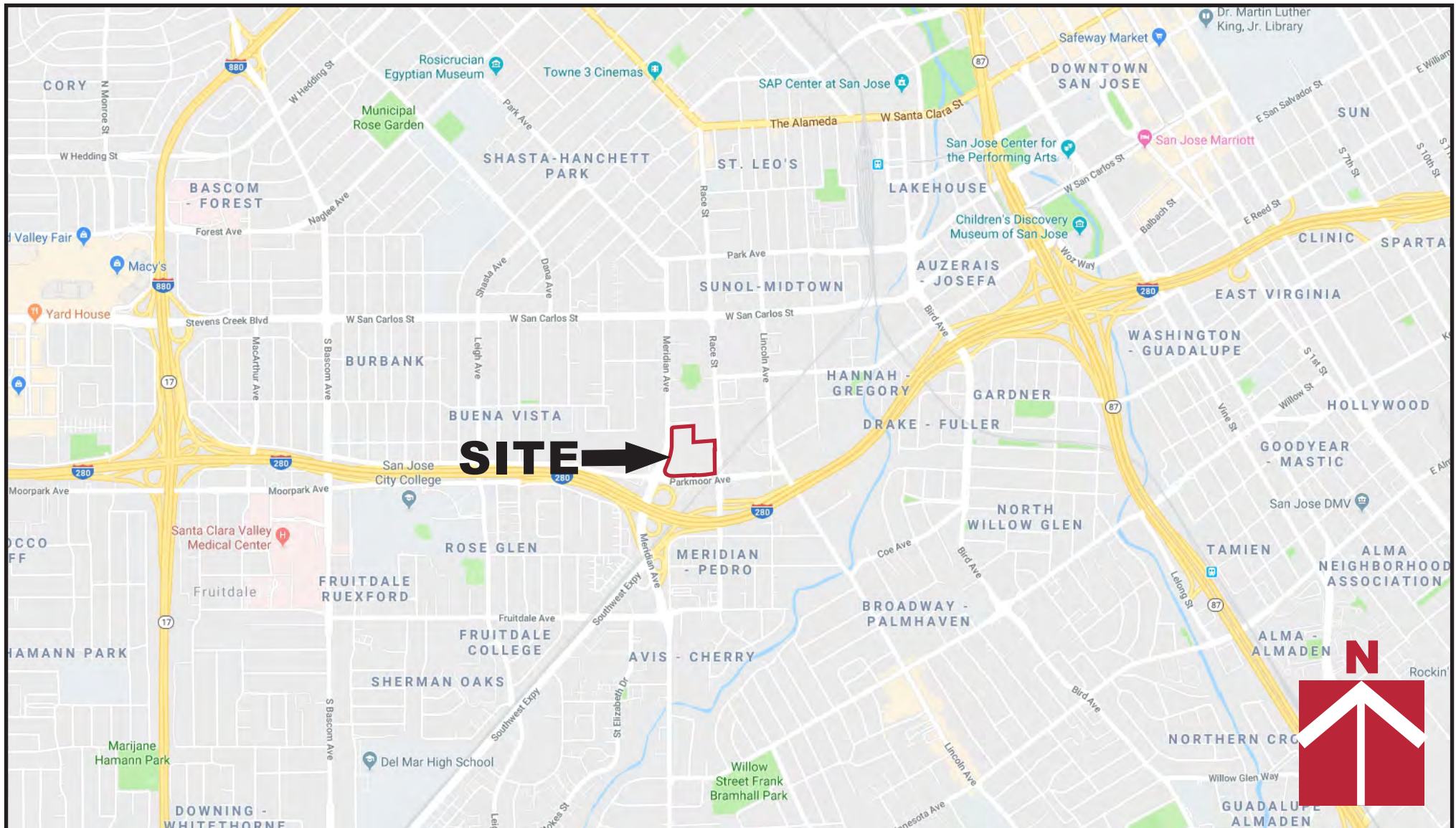
Findings, opinions, conclusions and recommendations presented in this report are based on readily available information, conditions readily observed at the time of the Site visit, and/or information readily identified by the interviews and/or the records review process. Phase I ESAs are inherently limited because findings are developed based on information obtained from a non-intrusive Site evaluation. Cornerstone does not accept liability for deficiencies, errors, or misstatements that have resulted from inaccuracies in the publicly available information or from interviews of persons knowledgeable of Site use. In addition, publicly available information and field observations often cannot affirm the presence of Recognized Environmental Conditions; there is a possibility that such conditions exist. If a greater degree of confidence is desired, soil, groundwater, soil vapor and/or air samples should be collected by Cornerstone and analyzed by a state-certified laboratory to establish a more reliable assessment of environmental conditions.

Cornerstone acquired an environmental database of selected publicly available information for the general area of the Site. Cornerstone cannot verify the accuracy or completeness of the database report, nor is Cornerstone obligated to identify mistakes or insufficiencies in the information provided (ASTM E 1527-13, Section 8.1.3). Due to inadequate address information, the environmental database may have mapped several facilities inaccurately or could not map the facilities. Releases from these facilities, if nearby, could impact the Site.

David J. Powers & Associates may have provided Cornerstone environmental documents prepared by others. David J. Powers & Associates understands that Cornerstone reviewed and relied on the information presented in these reports and cannot be responsible for their accuracy.

This report, an instrument of professional service, was prepared for the sole use of David J. Powers & Associates and may not be reproduced or distributed without written authorization from Cornerstone. It is valid for 180 days. An electronic transmission of this report may also have been issued. While Cornerstone has taken precautions to produce a complete and secure electronic transmission, please check the electronic transmission against the hard copy version for conformity.

Cornerstone makes no warranty, expressed or implied, except that our services have been performed in accordance with the environmental principles generally accepted at this time and location.



CORNERSTONE
EARTH GROUP

Vicinity Map

**550 and 570 Meridian Avenue, 1401 Parkmoor Avenue, and 529, 581 and 691 Race Street
San Jose, CA**

Project Number

118-107-1

Figure Number

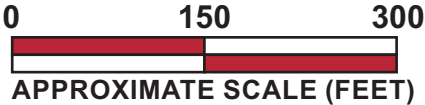
Figure 1


Date


May 2019

Drawn By

RRN



 CORNERSTONE EARTH GROUP	Site Plan		Project Number	118-107-1
	550 and 570 Meridian Avenue, 1401 Parkmoor Avenue, and 529, 581 and 691 Race Street San Jose, CA		Figure Number	Figure 2
			Date	May 2019
Drawn By			RRN	



Base by EDR, Inquiry #: 3923249.9, dated 1968
 Inset base by EDR, Inquiry #: 3923249.9, dated 1993



Prior Site Features

550 and 570 Meridian Avenue, 1401 Parkmoor Avenue, and 529, 581 and 691 Race Street
 San Jose, CA

Project Number

118-107-1

Figure Number

Figure 3

Date

May 2019

Drawn By

RRN

0 120 240
 APPROXIMATE SCALE (FEET)

APPENDIX A – DATABASE SEARCH REPORT

APPENDIX B – HISTORICAL AERIAL PHOTOGRAPHS AND MAPS

APPENDIX C – LOCAL STREET DIRECTORY SEARCH RESULTS

**APPENDIX D – UST REMOVAL AND SUMP CLOSURE DOCUMENTS AND
SELECTED AGENCY RECORDS**

Phase II Environmental Site Assessment

Type of Services	Preliminary Phase II Soil, Soil Vapor, Groundwater and Indoor Air Quality Evaluation
Location	550 and 570 Meridian Avenue, 1401 Parkmoor Avenue, and 529, 581 and 691 Race Street San Jose, California
Client	DAVID J. POWERS & ASSOCIATES
Client Address	1971 The Alameda, Suite 200 San Jose, California
Project Number	118-107-2
Date	December 16, 2019

DRAFT

Nicholas P. Brettner, P.G.
Project Geologist

DRAFT

Ron L. Helm, C.E.G
Senior Principal Geologist

Table of Contents

SECTION 1: INTRODUCTION	1
1.1 SITE DESCRIPTION	1
1.2 PROPOSED REDEVELOPMENT	1
1.3 PURPOSE	1
1.4 SCOPE OF WORK	2
SECTION 2: BACKGROUND.....	2
SECTION 3: SUBSURFACE INVESTIGATION	3
3.1 PRE-FIELD ACTIVITIES.....	3
3.2 EXPLORATORY BORINGS	3
3.2.1 Subsurface Conditions	4
3.2.2 Organic Vapor Readings.....	4
3.3 SOIL AND GROUNDWATER COLLECTION AND LABORATORY ANALYSES.....	5
3.4 SOIL VAPOR COLLECTION AND LABORATORY ANALYSES	5
3.4.1 Soil Vapor Probe Installation.....	5
3.4.2 Soil Vapor Sampling.....	6
3.4.3 Soil Vapor Sample Integrity Evaluation.....	6
SECTION 4: INDOOR AIR QUALITY EVALUATION - 550 AND 570 MERIDIAN AVENUE	7
4.1 SAMPLE LOCATIONS	7
4.2 SAMPLE COLLECTION	8
4.3 DATA QUALITY ASSURANCE	8
SECTION 5: DISCUSSION OF RESULTS	9
5.1 ENVIRONMENTAL SCREENING LEVELS.....	9
5.2 SUMMARY OF ANALYTICAL DATA	9
5.2.1 Soil.....	10
5.2.2 Groundwater	11
5.2.3 Soil Vapor.....	11
5.2.4 Indoor/Ambient Air	11
SECTION 6: CONCLUSIONS AND RECOMMENDATIONS	14
6.1 SOIL QUALITY	14
6.2 GROUNDWATER QUALITY	16
6.3 SOIL VAPOR QUALITY	16
6.4 INDOOR AIR QUALITY	16
6.5 SCHOOL SITE REGULATORY REVIEW AND APPROVAL PROCESS	17
SECTION 7: LIMITATIONS	17

FIGURES

FIGURE 1 – VICINITY MAP

FIGURE 2 – SITE PLAN

FIGURE 3 – INDOOR AND OUTDOOR AIR SAMPLE LOCATIONS

DATA TABLES

DATA TABLE 1 – ANALYTICAL RESULTS OF SOIL SAMPLES

DATA TABLE 2 – ANALYTICAL RESULTS OF GROUNDWATER SAMPLES

DATA TABLE 3 – ANALYTICAL RESULTS OF SOIL VAPOR SAMPLES

**DATA TABLE 4 – ANALYTICAL RESULTS OF INDOOR AND OUTDOOR AIR
SAMPLES**

APPENDICES

**APPENDIX A – BORING LOGS, SOIL VAPOR WELL CONSTRUCTION DETAILS
AND SOIL VAPOR SAMPLING NOTES**

APPENDIX B – LABORATORY ANALYTICAL REPORTS

**APPENDIX C – BUILDING SURVEY FORMS AND SELECTED AIR SAMPLING
PHOTOS**

APPENDIX D – PROUCL CALCULATION OUTPUT SHEETS

DRAFT

Type of Services	Preliminary Phase II Soil, Soil Vapor, Groundwater and Indoor Air Quality Evaluation
Location	550 and 570 Meridian Avenue, 1401 Parkmoor Avenue, and 529, 581 and 691 Race Street San Jose, California

SECTION 1: INTRODUCTION

This report presents the results of the Preliminary Phase II Soil, Soil Vapor, Groundwater and Indoor Air Quality Evaluation performed at 550 and 570 Meridian Avenue, 1401 Parkmoor Avenue, and 529, 581 and 681 Race Street in San Jose, California (Site or Avenues School) as shown on Figures 1 and 2. This work was performed for David J. Powers & Associates (DJPA) in accordance with the October 11, 2019 Agreement (Agreement).

1.1 SITE DESCRIPTION

The approximately 11.5 acre Site is comprised of eight parcels and is currently developed with two 3-story office buildings totaling 153,413 square feet along Meridian Avenue (550 and 570 Meridian Avenue) that are served by a 4-level parking structure; three large warehouse buildings fronting Race Street (529, 581 and 691 Race Street) totaling 150,204; and a two-story 60,060 square foot office building fronting Parkmoor Avenue (1401 Parkmoor Avenue).

1.2 PROPOSED REDEVELOPMENT

We understand that DJPA is assisting their client with the CEQA process, evaluating the Site for redevelopment with a private school campus serving pre-kindergarten to 12th grade students. The Site is currently subject of a proposed General Plan Amendment (GP18-002) to change the Land Use Designation from IP Industrial Park to CIC Combined Industrial Commercial. It is our understanding the project proposes a conforming rezoning and Conditional Use Permit for the school project approval.

The proposed school campus would support up to 2,736 toddler to grade 12 students and 321 faculty and staff. The proposed redevelopment would repurpose the two existing Meridian Avenue office buildings and the associated parking structure, demolish the warehouses and smaller office building fronting Parkmoor Avenue and Race Street, and add fitness facilities and facilities and a soccer field in the first phase of construction. The second phase will include construction of a new building for secondary school students and a performing arts building along the Race Street frontage. The third phase would add a student laboratory and support building at the southeast corner of the Site.

1.3 PURPOSE

Cornerstone Earth Group (Cornerstone) prepared a Phase I Environmental Site Assessment (ESA) for the Site dated May 20, 2019, which identified multiple Recognized Environmental Conditions (RECs). The purpose of this Preliminary Phase II Evaluation was to evaluate soil,

soil vapor, groundwater and indoor air quality to determine if the potential environmental concerns identified in the Phase I ESA have significantly impacted the Site. The results of this investigation will assist in determining the suitability of the Site for redevelopment as a school facility.

1.4 SCOPE OF WORK

As presented in our Agreement, the scope of work performed for this investigation included the following:

- Drilling and logging five exploratory borings to an approximate depth of 45 feet, and an additional three exploratory borings to an approximate depth of 5 feet;
- Collection of 16 soil samples from the eight exploratory borings for laboratory analyses;
- Collection of five groundwater grab samples from five exploratory borings for laboratory analyses;
- Installation of five subsurface soil vapor probes at a depth of approximately 10 feet;
- Collection of one soil vapor sample from each of the five soil vapor probes for laboratory analyses;
- Collection of ten indoor air samples and two outdoor ambient air samples from 550 and 570 Meridian Avenue for laboratory analyses; and
- Preparation of this report.

The limitations for this investigation are presented in Section 7.

SECTION 2: BACKGROUND

Cornerstone's 2019 Phase I ESA identified the following RECs:

- Portions of the Site historically were used for agricultural purposes. There is a potential that agricultural chemicals could remain in Site soil. If present, mitigation or soil management measures may be required.
- Soil adjacent to structures that are painted with lead-containing paint can become impacted with lead as a result of the weathering and/or peeling of painted surfaces. Soil near wood framed structures also can be impacted by pesticides historically used to control termites. There is a potential that residual lead or pesticide concentrations could remain in on-Site soil.
- Two railroad track spurs formerly extended onto the southern portion of the Site. Assorted chemicals historically may have been used for dust suppression and weed control along rail lines, and residual concentrations may remain in Site soil.

- Engineered Systems & Development Corporation (ESD) formerly performed manufacturing activities on-Site that involved the use and storage of a variety of hazardous materials. During prior studies, staining of concrete and asphalt surfaces was noted, and a complaint in 1985 described alleged mishandling of unidentified materials in 55-gallon drums at ESD. There is a potential that past operations at ESD may have impacted soil, soil vapor or groundwater at the Site.

The Phase I ESA also determined that several underground storage tanks (USTs) have previously been used to store hazardous materials at the Site including: 1) three gasoline USTs removed in 1979 at former address 590 Meridian Avenue (area of current 570 Meridian office building); 2) two USTs (gasoline and diesel) removed at former address 972 Harmon Avenue (near north end of existing parking structure); and 3) two USTs closed-in-place in 1996 at former address 536 Meridian (area of current 550 Meridian office building). Previous studies performed by others have detected residual concentrations of petroleum hydrocarbons including gasoline, diesel and BTEX (benzene, toluene, ethylbenzene and xylenes) in either Site soil, groundwater and/or soil vapor.

ESD operated a manufacturing facility at former address 600 Meridian Avenue (near the southern end of the existing parking structure). Details of on prior manufacturing activities were not well documented; however, studies by others (1993) and records with the Santa Clara County Department of Environmental Health (DEH, 1985) indicate the storage/use of hazardous materials and subsequent mishandling of those materials resulting in apparent releases to surrounding area including Site soil.

SECTION 3: SUBSURFACE INVESTIGATION

3.1 PRE-FIELD ACTIVITIES

Cornerstone notified the regional utility notification center (Underground Service Alert [USA]) more than 48 hours before beginning drilling activities so that public and private utilities could be identified and marked at the ground surface. Where practical, we marked borings in white paint to designate our exploration locations, as requested by USA. Additionally, to reduce the risk of damaging unidentified underground utilities during drilling, we also contracted with a private utility locator. Additionally, Cornerstone coordinated with Penecore Drilling of Woodland, California, a licensed drilling contractor possessing a C-57 water well contractor's license issued by the State of California, to schedule the sampling activities.

3.2 EXPLORATORY BORINGS

On November 6 and 7, 2019 our field engineer, under oversight of a California Professional Geologist, directed a subsurface investigation by advancing eight exploratory borings (EB-1 through EB-8) at the Site to depths of approximately 5 feet (EB-6 through EB-8) and 45 feet (EB-1 through EB-5) as shown on Figure 2. Exploratory borings were continuously logged in general accordance with the Unified Soil Classification System (ASTM D-2487).

An additional co-located boring (SV-1 through SV-5) was advanced within approximately 5 feet of borings EB-1 through EB-5. Boring SV-1 through SV-5 were advanced to an approximate depth of 10 feet for the installation of soil vapor probes (discussed further in Section 3.4).

All borings were advanced using a track-mounted drill rig equipped with Geoprobe® Direct Push Technology and a Dual Wall Sampling System. The Dual Wall Sampling System helps prevent cross contamination between sampling intervals. The Dual Wall Sampler is comprised of two main components: an exterior steel casing and an inner sample barrel. The outer casing has a 3.25-inch outer diameter (OD) and a 2.5-inch inner diameter (ID). The sample barrel is 5 feet in length with a 2.375-inch outside diameter (OD) and a 2-inch inner diameter (ID). The Dual Wall sample barrel is loaded with a 5-foot acetate liner and installed inside the outer casing. The outer drive casing and inner sample barrel are then hydraulically pushed to a depth of approximately 5 feet. As these tools are advanced, the inner sampling barrel collects the soil core sample. This sampler is then retrieved while the outer casing remains in place, protecting the integrity of the hole. A new sampler is lowered into place and advanced another 5 feet to collect the next soil sample. This process continues until a desired depth has been reached. The borings advanced for the collection of soil and groundwater samples were tremie grouted upon completion.

Downhole drilling and sampling equipment were steam cleaned with a pressure washer prior to commencement of drilling and between each well borehole. Drill cuttings and decontamination waste were temporarily stored on-Site in a 55-gallon steel drum for future disposal.

3.2.1 Subsurface Conditions

This section presents a summary of subsurface conditions encountered in soil borings advanced at the Site. For further detail, soil boring logs are attached in Appendix A.

Based on the exploratory borings advanced at the Site, the upper approximate ½ foot consisted of surface materials including top soil, gravel or asphalt pavement over aggregate base. Fill soil was encountered beneath the surface materials at each boring location. Fill extended to depths ranging between approximately 1 to 5 feet (maximum depth explored at EB-6). Fill soils in borings EB-1 through EB-6 and EB-8 consisted of lean clay with various amounts of sands and gravels. Fill in boring EB-7, consisted of approximately 1½ feet of loose well-graded gravel. Based on the location of EB-7 in the former rail spur and visual observations, the well-graded gravel fill appeared to be railroad ballast.

Native soils beneath fill consisted of interbedded clays and sands with varying amounts of sand and gravel. Groundwater was encountered in borings EB-1 through EB-5 at depths ranging between approximately 37½ to 41 feet. Groundwater depth stabilized within the boreholes at depths ranging between approximately 34½ to 36½ feet.

3.2.2 Organic Vapor Readings

Soil samples retrieved from the exploratory borings were monitored with a MiniRAE 3000 organic vapor meter (OVM) to record volatile organic vapors (VOCs). Low to moderate OVM readings ranging between 0 to 100 parts per million by volume (ppm_v) were observed in screened soil samples in borings EB-1, EB-2, EB-3, EB-6, EB-7 and EB-8. Greater OVM readings (100 to 399 ppm) were observed in boring EB-4 between approximately 16 and 21 feet and in boring EB-5 between approximately 17 and 27 feet. OVM readings are shown on the boring logs included in Appendix A.

3.3 SOIL AND GROUNDWATER COLLECTION AND LABORATORY ANALYSES

Soil samples for laboratory analyses were collected in new (unused) acetate liners. Ends of the soil samples were covered in a Teflon film, fitted with plastic end caps, and labeled with a unique sample identification number. Samples for volatile analysis were collected in triplicate Core-N-One samplers in general accordance with EPA Method 5035. Soil samples were placed in an ice-chilled cooler and transported to a state-certified laboratory with chain of custody documentation.

Two soil samples from the upper approximate 5 feet of soil were collected from each boring at depths based on visual observations, odors, presence of fill and/or changes in lithology. A total of 16 soil samples were analyzed for organochlorine pesticides (OCPs, EPA Test Method 8081A), the 17 California Assessment Manual Metals (CAM-17, EPA Test Method 6010B/7471A), and Naturally Occurring Asbestos (NOA; PLM 400 Point Count with CARB 435 preparation).

Groundwater grab samples were collected from borings EB-1 through EB-5. At each location, a section of dedicated, pre-cleaned, slotted polyvinyl chloride (PVC) casing was temporarily lowered into the boring to facilitate sample collection. Groundwater grab samples were collected from each boring by inserting dedicated polyethylene tubing equipped with a check valve through the PVC casing to raise groundwater to the surface to fill the sample containers. Groundwater grab samples were collected in laboratory provided containers (pre-preserved where appropriate) and labeled with a unique sample ID, date, the time of collection and placed in an ice-chilled cooler and transported to a state-certified laboratory with chain of custody documentation.

Five groundwater samples were analyzed by a state-certified laboratory for total petroleum hydrocarbons as diesel (TPHd) and motor oil (TPHo) with a silica gel cleanup (EPA Test Method 8015B) and full list VOCs plus TPH as gasoline (TPHg, EPA Test Method 8260B).

3.4 SOIL VAPOR COLLECTION AND LABORATORY ANALYSES

As previously discussed, an additional boring was advanced within approximately 5 feet of soil boring locations EB-1 through EB-5 for the installation of temporary soil vapor probes. Five probes (SV-1 through SV-5, see Figure 2) were installed at an approximate depth of 10 feet at the Site to evaluate soil vapor quality. The protocols presented follow the general requirements of the July 2015 document entitled, "Advisory – Active Soil Gas Investigations", prepared by the Department of Toxic Substances and Control (DTSC), Los Angeles Regional Water Quality Control Board, and San Francisco Regional Water Quality Control Board.

3.4.1 Soil Vapor Probe Installation

The subsurface soil vapor probes consisted of a stainless-steel expendable vapor tip and screen affixed to stainless-steel tubing installed at a depth of approximately 10 feet. The probes were constructed by first placing approximately 6 inches of coarse sand (Monterey #3) into the bottom of the borehole. The stainless-steel tip and tubing were then lowered into the borehole via a tremie pipe. Additional sand was then placed in the borehole via tremie to create an approximately 1-foot sand pack interval around the vapor tip. Approximately ½ foot of dry granular bentonite was placed on top of the sand pack. Hydrated granular bentonite (approximate mix of 50% water to bentonite) was then placed down-hole in less than ½ foot lifts to approximately just below the ground surface. The stainless-steel tubing was labeled

designating depth of placement and capped utilizing a vapor tight Swagelok fitting. A three-inch traffic rated vault box was then installed over the top of the soil vapor probe. Soil vapor probe construction details are included in Appendix A.

3.4.2 Soil Vapor Sampling

Our Professional Geologist returned to the Site to perform purging and vapor sampling activities on November 8, 2019 (meeting the minimum 48-hours required for soil gas equilibration after probe installation and sealing). Five soil vapor samples were collected using the methods described below. Soil vapor sampling notes are included in Appendix A.

Soil vapor sampling was performed following the protocols presented in the July 2015 document entitled, "Advisory – Active Soil Gas Investigations", prepared by the Department of Toxic Substances and Control and the California Regional Water Quality Control Board, Los Angeles Region. The tubing emanating from the vapor points was affixed to a sample shut off valve in the "off" position. A 167 milliliters-per-minute flow regulator with attached particulate filter was fitted to the shut off valve and the other end to a "T" fitting. One end of the "T" was connected to the sampling summa canister. The other end of the "T" was affixed to a digital vacuum gauge and a 6-liter summa canister utilized for purging.

A minimum 10-minute vacuum tightness test was performed on the manifold and connections by opening and closing the 6-liter purge summa canister valve and applying and monitoring a vacuum on the vacuum gauge. The sample shut-off valve on the downhole side of the sampling manifold remained in the "off" position. When gauge vacuum was maintained for at least 10 minutes without any noticeable decrease (less than approximately 0.1 inches of mercury [Hg] for properly connected fittings), purging began. The downhole shut off valve was opened and at least three pore volumes were removed utilizing the purging summa canister. The volume of vapor removed was verified by the calculated pressure drop in the summa canister. The purge volume was calculated based on the length and inner diameter of the sampling probe, the connected sampling tubing and equipment, dry bentonite seal, and the borehole sand pack.

Following purging, sampling began by opening the 1-liter Summa canister valve allowing the soil gas sample to be collected. Sampling continued until the vacuum gauge indicated approximately 5 inches of Hg remaining. Upon completion of soil gas collection, the Summa canister was labeled with a sample ID, project number, and date and time of collection. The samples were then transported to a state-certified laboratory with chain-of-custody documentation.

The five subsurface soil vapor samples were analyzed for VOCs and TPHg by EPA Test Method TO-15 and the fixed gases carbon dioxide, methane, and oxygen by ASTM Method D-1946.

To allow possible future sampling, the five temporary soil vapor probes were left installed at the Site. The probes will be properly destroyed at a later date using hand tools and/or a truck-mounted direct push drill rig and sealed to the surface with cement grout.

3.4.3 Soil Vapor Sample Integrity Evaluation

Immediately upon opening the valve to the 1-liter sample Summa canister, a shroud was placed over and enclosed the atmosphere of the borehole and entire sampling train including all connections for sample integrity evaluation purposes. Isopropyl alcohol (2-propanol, 91

percent) was utilized as a leak detection compound during sampling by applying between 10 and 11 drops to cotton gauze and placing the moistened gauze near the borehole beneath the shroud. Analysis of soil vapor samples SV-1, SV-3 and SV-5 detected 2-propanol at concentrations of 48 micrograms per cubic meter ($\mu\text{g}/\text{m}^3$), $220 \mu\text{g}/\text{m}^3$ and $13 \mu\text{g}/\text{m}^3$ respectively. Analysis of soil vapor samples SV-2 and SV-4 did not detect 2-propanol above the reporting limit of $12 \mu\text{g}/\text{m}^3$ (analytical laboratory reports are included in Appendix B).

To help confirm the sampling trains were sufficiently tight and the soil vapor data is representative of subsurface conditions, one confirmation sample (SV-2 IPA) of the shroud atmosphere was collected during sampling at location SV-2. The soil vapor sample was collected in a separate 250-mL Summa canister for analysis of the leak detection compound 2-propanol. Laboratory analysis of sample SV-2 IPA detected 2-propanol at a concentration of $100,000 \mu\text{g}/\text{m}^3$.

During the same sampling time period, a data logging photoionization detector (PID) was utilized to monitor the atmosphere inside the shroud through a bulkhead fitting. The logged data (at minimum thirty [30] second intervals) was corrected to parts per million by volume 2-propanol concentrations and utilized to evaluate the integrity of the sampling train. 2-propanol concentrations within the shroud atmosphere were measured by the PID between 6,287 and $63,919 \mu\text{g}/\text{m}^3$ with an average of $43,172 \mu\text{g}/\text{m}^3$. The PID appeared to underestimate 2-propanol concentrations in the shroud atmosphere.

Using the greatest detected concentration of 2-propanol in soil vapor sample SV-3 ($220 \mu\text{g}/\text{m}^3$) and the average concentration as measured by the PID ($43,172 \mu\text{g}/\text{m}^3$), sample SV-3 would have a maximum possible leakage rate of less than 0.51 percent. This data indicates that the sample trains were sufficiently tight, and no significant leakage occurred.

SECTION 4: INDOOR AIR QUALITY EVALUATION - 550 AND 570 MERIDIAN AVENUE

4.1 SAMPLE LOCATIONS

On November 8 and 11, 2019, Cornerstone's Professional Geologist collected five indoor air samples (8-hour duration) from accessible ground-level locations within buildings 550 Meridian Avenue and 570 Meridian Avenue (five indoor air samples per building as shown on Figures 2 and 3). Indoor air samples were collected from central areas or near suspect vapor-entry points (such as floor drains) identified during the building walk-throughs.

Note that 570 Meridian Avenue was undergoing tenant improvement construction activities during air sampling, which included portions of the at-grade concrete slab removed and excavation of the underlying subsurface (see photos included in Appendix C). Construction activities may have also included the use of various VOC containing materials and products.

No HVAC operation was occurring during air sampling and building doors were noted to be open most of the day. 550 Meridian Avenue had reportedly been unoccupied and sealed with no HVAC operation for an extended period of time. At the time of sampling, Turner Construction (contractor performing tenant improvement work at 570 Meridian Avenue) was utilizing a portion of this building as an office. It was noted that during sampling the front door to the lobby was left open; however, numerous interior doors were closed to isolate sampling locations. During the building materials survey, numerous possible VOC containing products were also noted to be stored in the building.

One outdoor air sample was collected at each building (ground-level at 550 Meridian Avenue and rooftop at 570 Meridian Avenue) during each sampling event to provide background ambient air quality data (for comparison to the indoor air quality data). The outdoor air samples were generally collected from upwind locations based on daily weather reports and field observations.

The approximate indoor and outdoor air sampling locations are shown on Figures 2 and 3. Building survey forms and selected photographs of the sampling locations are presented in Appendix C.

4.2 SAMPLE COLLECTION

The indoor air canisters were placed approximately 2 to 4 feet above the floor at each location. The ten indoor air samples and two outdoor air samples were collected on November 8 and 11, 2019 using SIM certified 6-liter summa canisters with matched 8-hour flow controllers.

On November 8, 2019, the canisters at OA-1 and IA-3 at 550 Meridian did not collect enough sample over the 8-hour period due to malfunctioning flow controllers. Due to insufficient sample volume, OA-1 and IA-3 in 550 Meridian could not be analyzed. On November 19, 2019, OA-1 and IA-3 were re-sampled at 550 Meridian. During the November 19, 2019 re-sampling event, OA-1 and IA-3 were placed in identical locations to the air sampling performed on November 8, 2019.

Canister vacuums were measured before and after sample collection; monitored periodically during sampling; and were verified upon receipt at the laboratory. The samples were submitted under chain of custody to Torrent Laboratory, Inc. (Torrent) for analysis of low-level VOCs by EPA Method TO-15SIM. The air samples were analyzed in selected ion monitoring (SIM) mode for the highest sensitivity analysis.

At the time of sample setup and takedown, the differential pressure inside versus outside the building was recorded using an TSI DP-CALC Micromanometer (Model #5825) differential pressure gauge with a resolution of 0.0001 inches of water column. On November 11, 2019, the building at 550 Meridian measured a negative pressure with a difference ranging from 0.004 to 0.015 inches of water from outside ambient air. On November 11, 2019, the building at 570 Meridian measured a negative pressure with a difference ranging from 0.002 to 0.005 inches of water from outside ambient air. On November 19, 2019, the building at 550 Meridian measured a negative pressure with a difference ranging from 0.024 to 0.032 inches of water from outside ambient air.

4.3 DATA QUALITY ASSURANCE

Data quality for the air samples was evaluated by implementing quality assurance procedures and review of analytical data. The following is a summary of the data quality review:

- Canister sampling trains (summas with matched flow controllers) were individually certified by the laboratory for low level SIM analyses;

- Samples were analyzed within the required holding times for the requested analyses;
- The results of the laboratory control samples were within acceptable ranges;
- The canister vacuum pressures following the sampling periods ranged from 3 to 10.5 inches of mercury, indicating the sampled air generally was collected over the targeted 8-hour sampling interval.

SECTION 5: DISCUSSION OF RESULTS

5.1 ENVIRONMENTAL SCREENING LEVELS

The soil analytical results were compared to the Department of Toxic Substances Control (DTSC) recommended Residential Screening Levels (SLs) presented in the DTSC Office of Human and Ecological Risk (HERO) guidance document *Human Health Risk Assessment (HHRA) Note 3* dated April 2019 (DTSC, 2019). If a DTSC-SL has not been established, the soil results were compared to Residential Regional Screening Levels (RSLs) established by the USEPA Region 9 (USEPA, November 2010). For detected chemicals for which DTSC-SLs and RSLs have not been established, Tier 1 Environmental Screening Levels (ESLs) established by the San Francisco Bay Regional Water Quality Control Board (Water Board, January 2019) were used for comparison¹. Asbestos concentrations were compared to the California Air Resources Board (CARB) Asbestos Toxic Control Measure regulatory threshold screening level (ATCM-SL).

Groundwater analytical results were compared to Tier 1 ESLs (Water Board, January 2019).

Soil vapor analytical results were compared to Soil Gas Tier 1 ESLs established the Water Board (January 2019). If a soil vapor ESL has not been established, the soil vapor results were compared to Residential Ambient Air DTSC-SLs with an attenuation factor of 1/30 applied as recommended by Water Board guidance (January 2019). For detected chemicals for which Residential Ambient Air DTSC-SLs RSLs are not established, Residential Indoor Air RSLs were used for comparison with an attenuation factor of 1/30 applied.

Indoor and outdoor air analytical results were compared to the Tier 1 Indoor Air ESLs established by the Water Board (January 2019). If an indoor air ESL has not been established, the air analytical results were compared to Residential Ambient Air DTSC-SLs. For detected chemicals for which DTSC-SLs have not been established, Residential Indoor Air RSLs were used for comparison.

5.2 SUMMARY OF ANALYTICAL DATA

Analytical results are presented in the Data Summary Tables section of this report. Laboratory analytical data reports and chain of custody documentation are included in Appendix B. Provided below is a summary of the analytical results.

¹ DTSC-SLs, RSLs and ESLs are used to screen properties for potential human health concerns where releases of chemicals to soil have occurred. Under most circumstances, the presence of a chemical in soil below the corresponding DTSC-SL, RSL or ESL can be assumed not to pose a significant risk to human health. A chemical exceeding its screening level does not indicate that adverse impacts to human health are occurring or will occur but suggests that further evaluation of potential health concerns is warranted.

5.2.1 Soil

- The OCP compounds 4,4-DDD, 4,4-DDE, 4,4-DDT, alpha-chlordane, gamma-chlordane, technical chlordane, and dieldrin were detected at low frequencies and at concentrations that were below their respective residential screening criteria.
- Total DDT (the sum of DDD, DDE, and DDT) was detected in 10 of 16 soil samples analyzed at concentrations up to 0.349 mg/kg, which is below the Total Threshold Limit Concentration (TTLC) regulatory value of 1 milligram per kilogram (mg/kg) used for hazardous waste classification purposes in California.
- Chromium was detected in 16 of 16 soil samples analyzed at concentrations ranging from 53 to 490 mg/kg. These concentrations were below the residential ESL for chromium III² of 120,000 mg/kg. Chromium was detected in samples EB-3 (0-0.5), EB-6 (0-0.5), and EB-7 (0.5-1) collected from fill soil, at concentrations ranging from 230 to 490 mg/kg, which were elevated above its natural background concentration of 170 mg/kg determined by Scott (December 1991). These elevated concentrations are indicative that the fill has an ultramafic parent rock material, which is common in California.
- Cobalt was detected in 16 of 16 soil samples analyzed at concentrations ranging from 13 to 48 mg/kg. Cobalt was detected in samples EB-3 (0-0.5), EB-6 (0-0.5), and EB-7 (0.5-1), collected from fill, at concentrations ranging from 25 to 48 mg/kg, which exceed its residential RSL of 23 mg/kg. The background range for cobalt determined by Bradford (Bradford et. al., March 1996) was 2.7 to 46.9 mg/kg. Please note that samples EB-3 (0-0.5), EB-6 (0-0.5), and EB-7 (0.5-1) also contained elevated (above natural background) concentrations of chromium; similarly, an ultramafic parent material to this fill soil is the likely source of greater cobalt concentrations.
- Nickel was detected in 16 of 16 soil samples analyzed at concentrations ranging from 68 to 850 mg/kg. Nickel was detected in sample EB-7 (0.5-1) collected from fill soil, at a concentration of 850 mg/kg which exceeded its residential DTSC-SL of 820 mg/kg. To assist in evaluating the reported data, the 95 percent upper confidence limit³ (UCL) was calculated for nickel using the USEPA ProUCL Version 5.1 statistical software (USEPA, 2015). The calculated 95 percent UCL for nickel was 421.3 mg/kg which is below the residential DTSC-SL for nickel. ProUCL output data sheets are included in Appendix D.
- Concentrations for other metals detected (antimony, arsenic, barium, beryllium, cadmium, copper, lead, mercury, molybdenum, vanadium and zinc) were either below

² The only established environmental screening criteria for total chromium is the Tier 1 ESL of 160 mg/kg which is based on terrestrial habit concerns and is therefore not an appropriate screening level to perform a human health risk evaluation. Chromium in the environment occurs primarily in two valence states, chromium III and chromium VI; of which, chromium III is the dominant species. Therefore, the Tier 1 ESL for chromium III was used for comparison to detected chromium concentrations.

³ Due to the uncertainty associated with estimating the true average concentration at a Site, the 95 percent UCL of the arithmetic mean can be used for this variable. The 95 percent UCL provides reasonable confidence that the true Site average concentration will not be underestimated. The 95 percent UCL of a mean is defined as a value that, when calculated repeatedly for randomly drawn subsets of Site data, equals or exceeds the true mean 95 percent of the time. The 95 percent UCL of the mean provides a conservative estimate of the average (or mean) concentration. A chemical contaminant is not considered to be present at a level of concern if the calculated 95 percent UCL is less than its respective regulatory threshold concentration (USEPA, 2007).

selected residential or Tier 1 screening levels and/or appeared to be generally consistent with published background/ambient conditions (Scott, 1991; Duverge, 2011).

- Asbestos was detected in 1 of 16 soil samples analyzed. Soil sample EB-6 (0-0.5) collected from fill soil, contained an asbestos concentration of 1.5 percent which exceeded its ATCM-SL of 0.25 percent. Trace chrysotile fibers were observed in samples EB-3 (0-0.5) and EB-6 (3-3.5).

5.2.2 Groundwater

- Acetone was detected in 1 of 5 groundwater samples analyzed at a concentration of 110 micrograms per Liter ($\mu\text{g/L}$), which is below its Tier 1 ESL of 1,500 $\mu\text{g/L}$.
- TPHd, TPHo, TPHg, and other VOCs were not detected above their respective laboratory reporting limits for the samples analyzed.

5.2.3 Soil Vapor

- TPHg was detected in 5 of 5 soil vapor samples analyzed at concentrations ranging up to 1,980 micrograms per cubic meter ($\mu\text{g/m}^3$), which is below the Tier 1 ESL of 3,300 $\mu\text{g/m}^3$.
- The VOC compounds benzene, toluene, tert-butyl alcohol, 1,2,4-trimethylbenzene, acetone, carbon disulfide, hexane, isopropanol, o-xylene, m,p-xylene, tetrachloroethene (PCE), and trichlorofluoromethane were detected above laboratory reporting limits in the soil vapor samples analyzed but at concentrations that were below their respective residential or Tier 1 screening criteria.
- Methane was not detected above the laboratory reporting limit.
- Carbon dioxide was detected in 5 of 5 samples analyzed at concentrations ranging between 2.9 and 5 percent.
- Oxygen was detected in 5 of 5 samples analyzed at concentrations ranging between 14 and 18 percent. Oxygen concentrations equal to or above 4 percent or indicative an aerobic subsurface soil conditions which promote the bio-attenuation of hydrocarbon compounds.

5.2.4 Indoor/Ambient Air

- Benzene was detected in 10 of 10 indoor air samples analyzed at concentrations ranging from 0.861 to 1.26 $\mu\text{g/m}^3$, which exceed its Tier 1 ESL of 0.097 $\mu\text{g/m}^3$. Outdoor ambient air samples contained benzene concentrations of 0.402 $\mu\text{g/m}^3$ at 550 Meridian Avenue and 0.81 $\mu\text{g/m}^3$ at 570 Meridian Avenue which exceeded its Tier 1 ESL.
- Ethylbenzene was detected in 10 of 10 indoor air samples analyzed at concentrations ranging from 0.347 to 2.2 $\mu\text{g/m}^3$. Ethylbenzene was detected in samples IA-1, IA-2, IA-3, IA-4, and IA-5 collected within 570 Meridian Avenue at concentrations ranging from 1.34 to 2.2 $\mu\text{g/m}^3$, which exceeded its Tier 1 ESL of 1.1 $\mu\text{g/m}^3$. Outdoor ambient air samples contained ethylbenzene concentrations of 0.178 $\mu\text{g/m}^3$ at 550 Meridian Avenue and 0.395 $\mu\text{g/m}^3$ at 570 Meridian Avenue which were below its Tier 1 ESL.

- 1,2-DCA was detected in 10 of 10 indoor air samples analyzed at concentrations ranging from 0.0689 to 0.126 $\mu\text{g}/\text{m}^3$. 1,2-DCA was detected in samples IA-1 and IA-5 collected at 550 Meridian Avenue at concentrations of 0.126 and 0.122 $\mu\text{g}/\text{m}^3$, respectively. These concentrations exceeded the Tier 1 ESL of 0.11 $\mu\text{g}/\text{m}^3$ for 1,2-DCA. Outdoor ambient air samples contained 1,2-DCA concentrations of 0.0608 $\mu\text{g}/\text{m}^3$ at 550 Meridian Avenue and 0.077 $\mu\text{g}/\text{m}^3$ at 570 Meridian Avenue which were below its Tier 1 ESL.
- 1,1,2,2-Tetrachloroethane was detected in 4 of 10 indoor air samples analyzed at concentrations ranging from 0.0962 to 0.639 $\mu\text{g}/\text{m}^3$, which exceeded its Tier 1 ESL of 0.048 $\mu\text{g}/\text{m}^3$ at both 550 Meridian Avenue and 570 Meridian Avenue. The outdoor ambient air sample collected at 550 Meridian Avenue contained a 1,1,2,2-Tetrachloroethane concentration of 1.19 $\mu\text{g}/\text{m}^3$, which exceeded its Tier 1 ESL.
- 1,1,2-TCA was detected in 10 of 10 indoor air samples analyzed at concentrations ranging from 0.109 to 0.612 $\mu\text{g}/\text{m}^3$. 1,1,2-TCA was detected in all five indoor air samples collected at 570 Meridian Avenue at concentrations ranging from 0.388 to 0.612 $\mu\text{g}/\text{m}^3$, which exceed its ESL of 0.18 $\mu\text{g}/\text{m}^3$. The outdoor ambient air sample collected at 570 Meridian Avenue contained a 1,1,2-TCA concentration of 0.186 $\mu\text{g}/\text{m}^3$, which exceeded its Tier 1 ESL.
- 1,3-Butadiene was detected in 10 of 10 indoor air samples analyzed at concentrations ranging from 0.13 to 0.34 $\mu\text{g}/\text{m}^3$, which exceed the residential ambient air DTSC-SL of 0.017 $\mu\text{g}/\text{m}^3$. The outdoor ambient air sample collected at 570 Meridian Avenue contained a 1,3-Butadiene concentration of 0.117 $\mu\text{g}/\text{m}^3$, which exceeded its Tier 1 ESL.
- 1,4-Dichlorobenzene was detected in 10 of 10 indoor air samples analyzed at concentrations ranging from 0.0721 to 2.03 $\mu\text{g}/\text{m}^3$. 1,4-Dichlorobenzene was detected in sample IA-2 collected at 550 Meridian Avenue at a concentration of 2.03 $\mu\text{g}/\text{m}^3$ which exceeded its Tier 1 ESL of 0.26 $\mu\text{g}/\text{m}^3$. The outdoor ambient air sample collected at 570 Meridian Avenue contained a 1,4-Dichlorobenzene concentration of 0.0902 $\mu\text{g}/\text{m}^3$, which was below its Tier 1 ESL.
- 2-Hexanone was detected in 10 of 10 indoor air samples analyzed at concentrations ranging from 1.14 to 154 $\mu\text{g}/\text{m}^3$. 2-Hexanone was detected in samples all five samples collected at 570 Meridian Avenue at concentrations ranging from 68.5 to 154 $\mu\text{g}/\text{m}^3$ which exceeded its residential indoor air RSL of 31 $\mu\text{g}/\text{m}^3$. The outdoor ambient air sample collected at 570 Meridian Avenue contained a 2-Hexanone concentration of 1.8 $\mu\text{g}/\text{m}^3$, which was below its Tier 1 ESL.
- Bromodichloromethane was detected in 9 of 10 indoor air samples analyzed at concentrations ranging from 0.0402 to 0.375 $\mu\text{g}/\text{m}^3$. Bromodichloromethane was detected in samples IA-1, IA-2, and IA-4 collected at 550 Meridian Avenue and all five samples collected at 570 Meridian Avenue at concentrations ranging from 0.0871 to 0.375 $\mu\text{g}/\text{m}^3$, which exceeded its ESL of 0.076 $\mu\text{g}/\text{m}^3$. The outdoor ambient air sample collected at 570 Meridian Avenue contained a bromodichloromethane concentration of 0.0871 $\mu\text{g}/\text{m}^3$, which exceeded its Tier 1 ESL.
- Carbon tetrachloride was detected in 10 of 10 indoor air samples analyzed at concentrations ranging from 0.503 to 1.58 $\mu\text{g}/\text{m}^3$, which exceeded its Tier 1 ESL of 0.47

$\mu\text{g}/\text{m}^3$. Outdoor ambient air samples contained carbon tetrachloride concentrations of $0.541 \mu\text{g}/\text{m}^3$ at 550 Meridian Avenue and $0.522 \mu\text{g}/\text{m}^3$ at 570 Meridian Avenue, which exceeded its Tier 1 ESL.

- Chloroform was detected in 10 of 10 indoor air samples analyzed at concentrations ranging from 0.327 to $1.27 \mu\text{g}/\text{m}^3$, which exceeded its Tier 1 ESL of $0.12 \mu\text{g}/\text{m}^3$. Outdoor ambient air samples contained chloroform concentrations of $0.171 \mu\text{g}/\text{m}^3$ at 550 Meridian Avenue and $0.264 \mu\text{g}/\text{m}^3$ at 570 Meridian Avenue which exceeded its Tier 1 ESL.
- Chloromethane was detected in 9 of 10 indoor air samples analyzed at concentrations ranging from 2.34 to $238 \mu\text{g}/\text{m}^3$. Chloromethane was detected in sample IA-4 collected at 550 Meridian Avenue at a concentration of $238 \mu\text{g}/\text{m}^3$ which exceeded the ESL of $94 \mu\text{g}/\text{m}^3$. The outdoor ambient air sample collected at 570 Meridian Avenue contained a chloromethane concentration of $0.538 \mu\text{g}/\text{m}^3$ which was below its Tier 1 ESL.
- Dibromochloromethane was detected in 8 of 10 indoor air samples analyzed at concentrations ranging from 0.0426 to $0.332 \mu\text{g}/\text{m}^3$. Dibromochloromethane was detected in samples IA-4 collected at 550 Meridian Avenue and IA-3 from 570 Meridian Avenue at concentrations of 0.247 and $0.332 \mu\text{g}/\text{m}^3$, respectively. These concentrations exceeded the residential ambient air DTSC-SL of $0.13 \mu\text{g}/\text{m}^3$.
- Naphthalene was detected in 10 of 10 indoor air samples analyzed at concentrations ranging from 0.21 to $1.13 \mu\text{g}/\text{m}^3$ which exceeded it Tier 1 ESL of $0.083 \mu\text{g}/\text{m}^3$. Outdoor ambient air samples contained naphthalene concentrations of $0.0838 \mu\text{g}/\text{m}^3$ at 550 Meridian Avenue and $0.189 \mu\text{g}/\text{m}^3$ at 570 Meridian Avenue which exceeded its Tier 1 ESL.
- PCE was detected in 10 of 10 indoor air samples analyzed at concentrations ranging from 0.386 to $0.732 \mu\text{g}/\text{m}^3$. PCE was detected in samples IA-1, IA-2, IA-4 and IA-5 collected at 550 Meridian Avenue and IA-1, IA-2, IA-3 and IA-5 collected at 570 Meridian Avenue at concentrations ranging from 0.536 to $0.732 \mu\text{g}/\text{m}^3$ which exceeded its ESL of $0.46 \mu\text{g}/\text{m}^3$. The outdoor ambient air sample collected at 550 Meridian Avenue contained a PCE concentration of $0.339 \mu\text{g}/\text{m}^3$ which was below its Tier 1 ESL. The outdoor ambient air sample collected at 570 Meridian Avenue contained a PCE concentration that was $0.597 \mu\text{g}/\text{m}^3$ which exceeded its Tier 1 ESL.
- Vinyl Chloride was detected in 10 of 10 indoor air samples analyzed at concentrations ranging from 0.0102 to $0.0282 \mu\text{g}/\text{m}^3$ which exceed its Tier 1 ESL of $0.0095 \mu\text{g}/\text{m}^3$. The outdoor ambient air sample collected at 570 Meridian Avenue contained a vinyl chloride concentration of $0.0154 \mu\text{g}/\text{m}^3$ which exceeded its Tier 1 ESL.
- Numerous others VOCs were detected in the indoor and outdoor ambient air samples but at concentrations that were below their respective residential or Tier 1 screening criteria.

SECTION 6: CONCLUSIONS AND RECOMMENDATIONS

6.1 SOIL QUALITY

Cornerstone's Phase I ESA identified multiple RECs regarding potential impacts to shallow soil (upper approximate 5 feet) quality at the Site. These included the former use of the Site for agricultural activities that may have resulted in the presence of residual pesticides and the pesticide related metals arsenic and lead. Based on the age of previously existing structures at the Site, lead based paint and termiticides (pesticides) may have been used leaving residual concentrations in soil. Chemicals for the suppression of dust and vegetation growth may have been used along the rail spur that previously existed on the southern edge of the Site resulting in residual impact to soil.

To perform a preliminary evaluation of whether shallow soil had been impacted by prior uses and activities at the Site, Cornerstone advanced eight borings in accessible locations and collected 16 soil samples for laboratory analyses which included OCPs, CAM-17 metals and asbestos. Fill was encountered in each boring that was advanced and the depth of fill observed ranged between approximately 1 and 5 feet below ground surface⁴. Fill composition ranged from lean clay with varying amounts of sand and gravel (including fragments of man-made material such as brick) to well-graded gravels at boring EB-7 which may be residual railroad ballast material based on the boring's location in the former rail spur area.

Nine of the soil samples were collected from fill and seven samples were collected from native soil for laboratory analyses. OCPs were not detected in either soil type at concentrations above residential screening criteria.

Chromium was detected in three fill soil samples (EB-3 [0-0.5], EB-6 [0-0.5] and EB-7 [0.5-1]) at concentrations (230 to 490 mg/kg) that were above reported natural background concentrations of 170 mg/kg (Scoot, 1991); however, chromium concentrations were below the Tier 1 ESL for chromium III (dominant species of chromium in the environment). Cobalt was also detected in the same fill soil samples at elevated concentrations (25 to 48 mg/kg) which were above its residential RSL. Nickel was detected in sample EB-7 (0.5-1) (sample with highest concentration of chromium and cobalt) at a concentration that was above its residential DTSC-SL; however, the calculated 95 percent UCL value was 421.3 mg/kg which was below the DTSC-SL.

Based on the data presented in Table A, greater chromium, cobalt and nickel concentrations are associated with the fill. Additionally, when comparing the greatest detected concentrations of chromium, cobalt and nickel (i.e. samples EB-3 [0-0.5], EB-6 [0-0.5], and EB-7 [0.5-1]), their occurrence and magnitude appear to be correlated (Table A below). For example, the lowest chromium, cobalt and nickel concentrations are in sample EB-3 (0-0.5) whereas the greatest concentrations are in sample EB-7 (0.5-1). Additionally, boring EB-6 and EB-7 were both advanced in the location of the former rail spur.

⁴ Please note that the deepest fill observed was up to 5 feet in boring EB-6, which was the maximum depth explored at this location. Actual fill depths likely vary across the Site and may be deeper than 5 feet.

Table A. Chromium, Cobalt and Nickel Concentration Comparison

Sample	Chromium (mg/kg)	Cobalt (mg/kg)	Nickel (mg/kg)
EB-3 (0-0.5)	230	25	320
EB-6 (0-0.5)	400	27	390
EB-7 (0.5-1)	490	48	850

Based on these observations, the elevated chromium, cobalt and nickel concentrations do not appear to have an anthropogenic source related to a previous Site activity or a release of these metals to the Site. Rather, the elevated metal concentrations appear limited to shallow (upper approximate 1 foot) fill observed and particularly the fill present within the former railroad spur. Boring EB-3 was advanced near the perimeter of building 550 Meridian Avenue. The boring logs for EB-3 noted brick fragments in the fill. Elevated metal concentrations may be related to fill that may have been placed near this building or the presence of reworked native soil during its construction. The occurrence of elevated chromium, cobalt and nickel concentrations suggest that at least a portion of the fill soils at the Site have an ultramafic parent rock material (e.g. serpentinite), which naturally contain greater concentrations of heavy metals and are common in California.

Soils containing chromium concentrations above 50 mg/kg and nickel concentrations above 200 mg/kg will typically require Soluble Limit Threshold Concentration (STLC – state requirement) and Toxicity Characteristic Leaching Procedure (TCLP - federal requirement) laboratory analyses prior to off-Site transport and disposal to determine appropriate waste classification (Class I hazardous versus Class II non-hazardous). The cost of transport and disposal of Class I hazardous soil is significantly more than non-hazardous soil. If the planned development will require the off-Site disposal of excess soil generated during construction, additional soil sampling and analyses including STLC and TCLP testing will be required. Based on our experience, there is a potential that STLC testing will likely reveal that some portion of the fill (such as in the area of the former railroad spur) may classify as a Class I hazardous waste if excavated/disposed. If significant excess soil will be generated for off-Site disposal, we recommend additional soil sampling of the fill and analyses for metals and STLC/TCLP metals to help evaluate potential disposal costs.

Asbestos was detected in soil sample EB-6 (0-0.5) (1 of 16 analyzed) at a concentration of 1.5 percent which was above the CARB ATCM-SL of 0.25 percent. This sample was collected from shallow (upper approximate 1 foot) fill soil in the area of the former rail spur. Like chromium, cobalt and nickel, asbestos occurs naturally in ultramafic rock (such as serpentinite) and soil derived from these rocks. As discussed, based on the metal concentrations, fill located in the rail spur area appears to have an ultramafic parent material. Additional soil sampling should be considered to evaluate the extent and magnitude of asbestos in this area. The results of this sampling would assist in determining potential regulatory oversight requirements including air monitoring during construction activities that disturb soil containing asbestos.

An Asbestos Dust Mitigation Plan (ADMP) appears required prior to implementing construction activities in areas where asbestos is present. This document likely will require review and approval by the Bay Area Air Quality Management District and likely will require air monitoring for asbestos fibers during construction activities that disturb soils containing asbestos.

6.2 GROUNDWATER QUALITY

During this investigation, groundwater sampling was performed to evaluate groundwater quality at the Site. Laboratory analyses of five groundwater samples did not detect VOCs or petroleum hydrocarbons above laboratory reporting limits or Tier 1 ESLs. Groundwater does not appear to be significantly impacted by these constituents at the Site.

6.3 SOIL VAPOR QUALITY

To evaluate soil vapor quality at the Site, five soil vapor samples were collected at the Site and analyzed for VOCs and fixed gases. None of the detected VOC concentrations exceeded their respective residential or Tier 1 ESL screening criteria. Soil vapor does not appear to be significantly impacted at the Site.

6.4 INDOOR AIR QUALITY

Cornerstone's Phase I ESA noted that previous work by others (AEI, 2018) had identified benzene in soil vapor samples collected near buildings 550 and 570 Meridian Avenue at concentrations above 2019 ESLs. To evaluate if indoor air quality has been impaired from soil vapor intrusion⁵, Cornerstone collected five indoor air samples and one outdoor ambient air sample at each building. The indoor and outdoor air samples were analyzed for VOCs.

As shown in Table 4, analysis of indoor air samples at each building detected numerous VOCs above residential or Tier 1 ESL indoor air screening criteria. This data indicates that indoor air at each building is impacted with VOCs.

In comparison to the soil vapor data in Table 3, the majority of VOCs detected in the indoor air samples were not detected in the soil vapor samples collected near the buildings (SV-2, SV-3 and SV-5). For the VOC compounds that were detected in both soil vapor and indoor air samples, soil vapor concentrations were below their respective residential or Tier 1 ESL screening criteria. Based on this data, intrusion of soil vapor from the subsurface into 550 and 570 Meridian Avenue indoor air space does not appear to be a significant source of VOCs.

Analysis of outdoor ambient air samples detected numerous VOC compounds that were also detected in indoor air samples. Numerous VOC concentrations in outdoor air samples were also above their respective residential or Tier 1 ESL screening criteria. As discussed in Section 4.2, outdoor and indoor atmospheric pressure measurements showed a negative pressure differential inside both buildings suggesting that outdoor air is flowing into indoor air spaces. Comparison of the outdoor and indoor VOC detections suggests that the flow of outdoor air into indoor spaces may be a significant source of the indoor air VOC detections. The source of outdoor air VOCs is not readily known at this time.

Various factors noted during this investigation make it difficult to interpret the results of the indoor air data. 570 Meridian Avenue was undergoing tenant improvement construction activities during air sampling. Construction activities may have also included the use of various VOC containing

⁵ Vapor intrusion is the movement of chemical vapors from contaminated ground water or soil into a nearby building. Vapors primarily enter through openings in the buildings foundation, such as cracks in the concrete slab and gaps around utility lines. It is also possible for vapors to pass through concrete, which is naturally porous. Once inside the workplace, vapors may be inhaled posing potential health risks.

materials and products. No HVAC operation was occurring during air sampling, and building doors were noted to be open most of the day. 550 Meridian Avenue had reportedly been unoccupied and sealed with no HVAC operation for an extended period of time. It was noted that during sampling the front door to the lobby at 550 Meridian Avenue was left open; however, numerous interior doors were closed to isolate sampling locations. During the building materials survey, numerous possible VOC containing products were also noted to be stored in buildings 550 and 570 Meridian Avenue.

Lastly, historical releases associated with ESD's operations and the former operation of USTs could also have contributed to the presence of similar chemicals detected in the indoor air. However, soil vapor and groundwater samples did not reveal elevated concentrations of these chemicals, suggesting the detection of these chemicals is not associated with subsurface vapor intrusion into the overlying buildings and more likely associated with ambient air impact.

For a higher level of comfort, we recommend re-sampling of indoor air (and potentially soil vapor) when interior building conditions will more closely match the conditions expected during actual occupancy of the buildings and use as a school. Re-sampling would ideally be performed with the HVAC system operating. This data would be more representative of actual indoor air quality conditions that would be experienced by future building occupants and provide a more reliable assessment of exposure risks to VOCs via vapor intrusion into the buildings.

6.5 SCHOOL SITE REGULATORY REVIEW AND APPROVAL PROCESS

The DTSC has established a process for evaluation of environmental conditions at school sites. The process is intended for schools that receive state funding. We recommend forwarding this report to DTSC's School Property Evaluation and Cleanup Division for their review and approval if state funding for the planned project is being considered. DTSC will likely require a Preliminary Endangerment Assessment (PEA) to fully evaluate the Site's suitability for a school property prior to providing the funds.

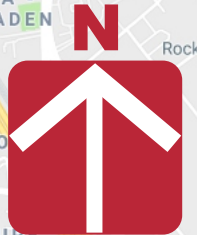
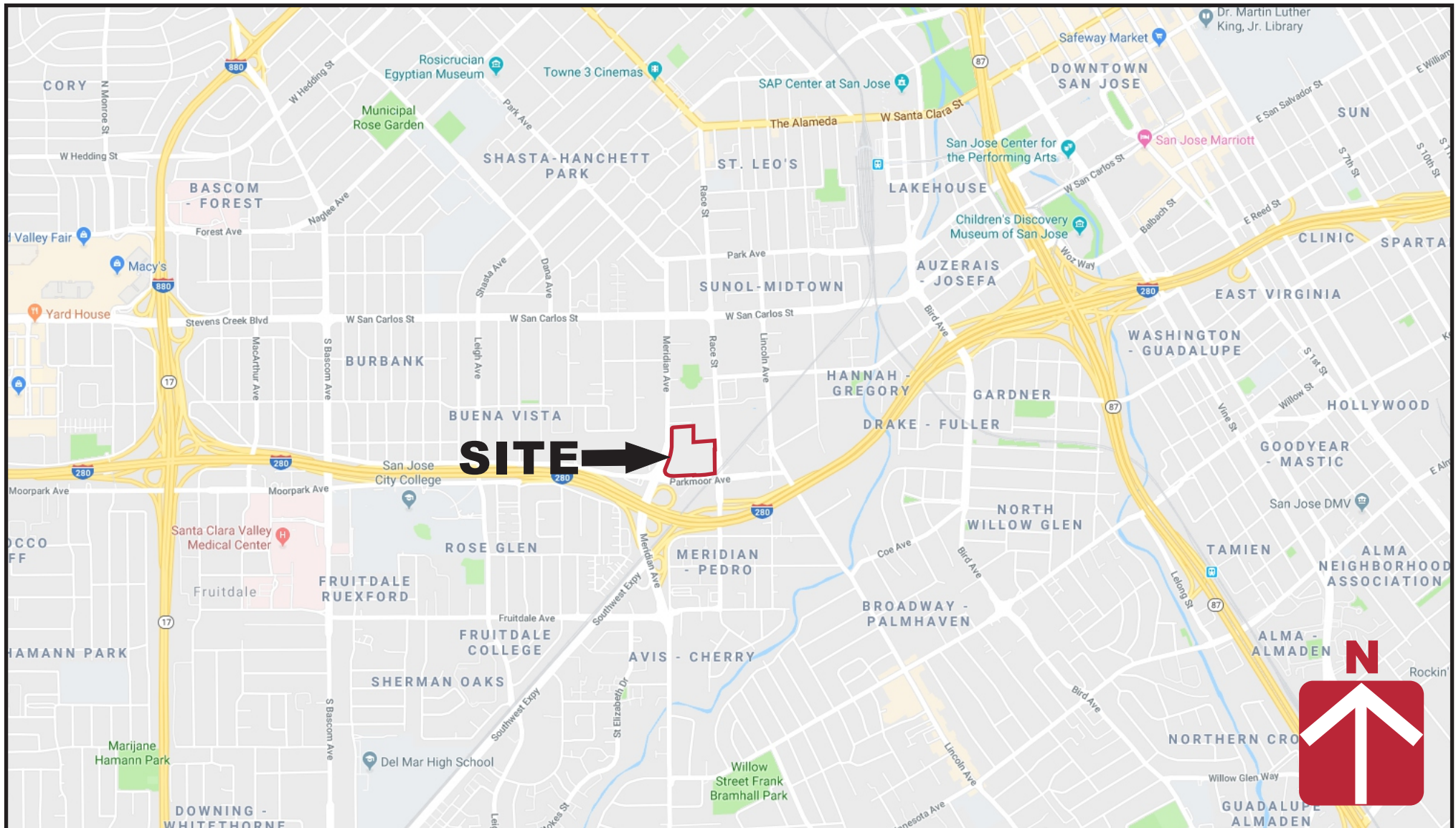
SECTION 7: LIMITATIONS

Cornerstone performed this investigation to support David J. Powers & Associates in evaluation of soil, soil vapor, and groundwater quality beneath the Site and evaluation of indoor air quality within the buildings 550 and 570 Meridian Avenue. David J. Powers & Associates understands that the extent of soil, soil vapor, groundwater, and indoor/ambient air data obtained is based on the reasonable limits of time and budgetary constraints. In addition, the chemical information presented in this report can change over time and is only valid at the time of this investigation and for the locations sampled.

This report, an instrument of professional service, was prepared for the sole use of David J. Powers & Associates and may not be reproduced or distributed without written authorization from Cornerstone.

Cornerstone makes no warranty, expressed or implied, except that our services have been performed in accordance with the environmental principles generally accepted at this time and location.

FIGURES



CORNERSTONE
EARTH GROUP

Vicinity Map

**Meridian, Parkmoor, and
Race Street - Phase 2
San Jose, CA**

Project Number

118-107-2

Figure Number

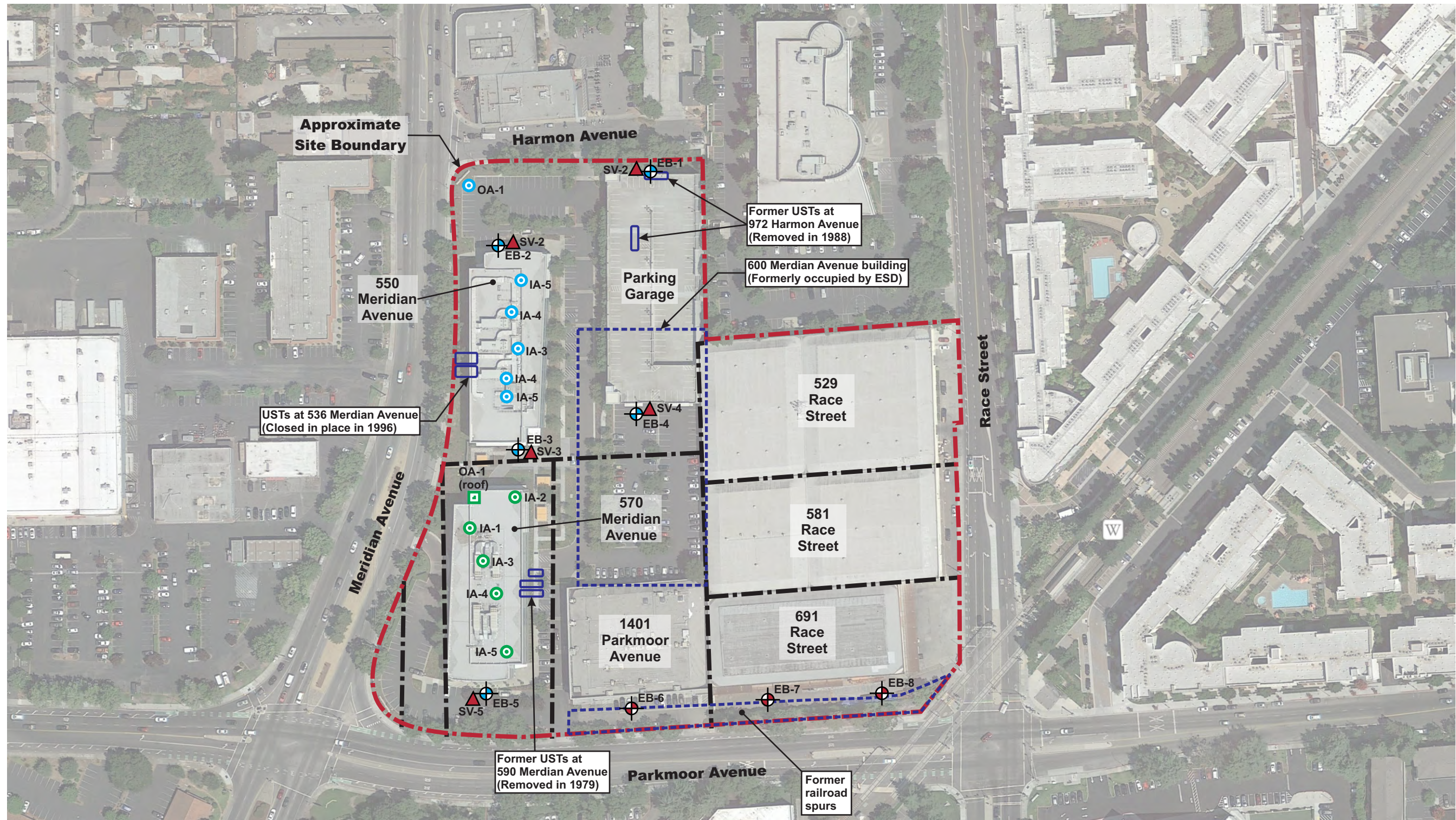
Figure 1

Date

November 2019

Drawn By

KLG



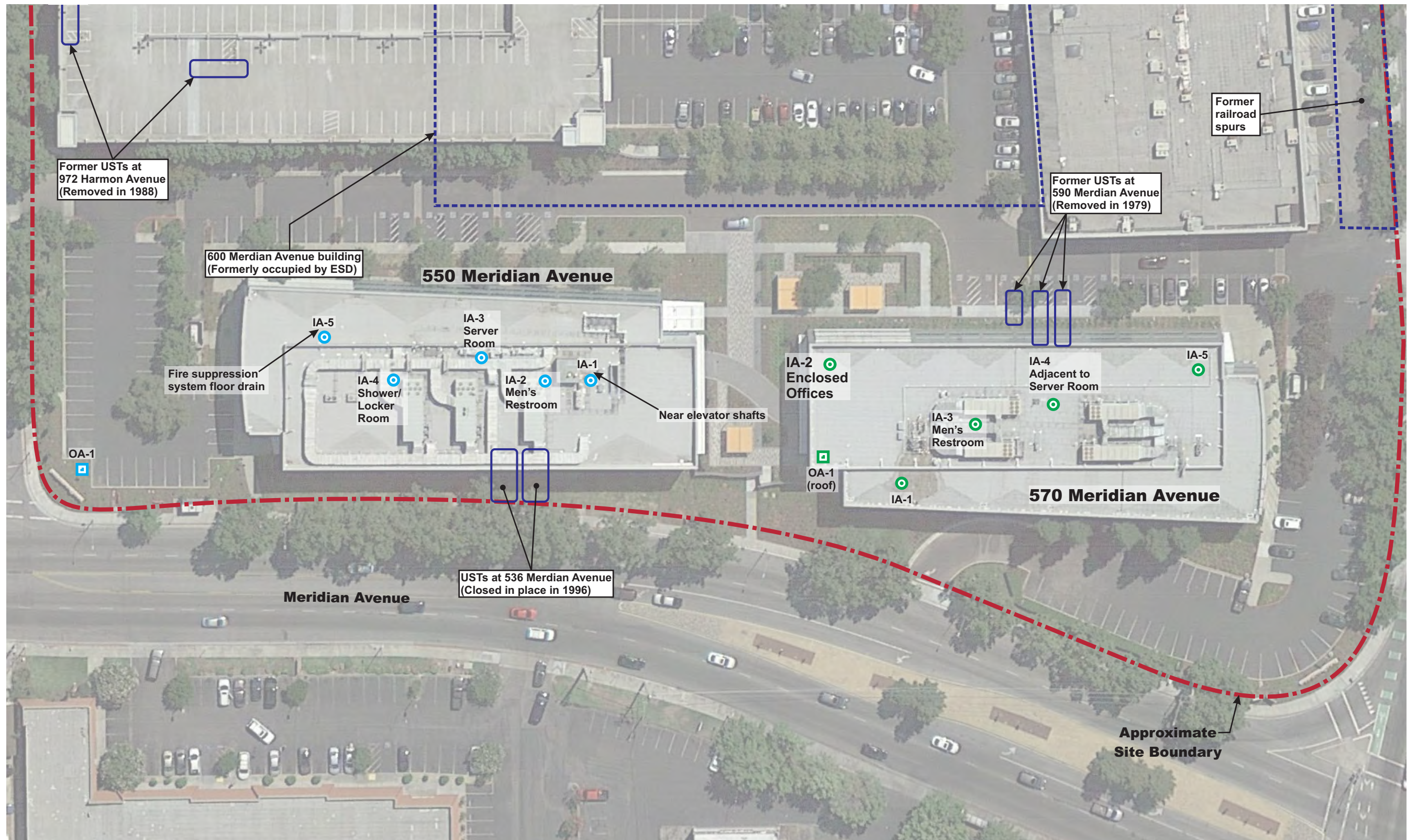
Legend

- Approximate location of exploratory boring for the collection of soil and groundwater samples (EB)
- Approximate location of exploratory boring for the collection of soil samples (EB)
- Approximate location of street level outdoor air sample at 570 Meridian Avenue (OA)
- Approximate location of ground level indoor air samples at 570 Meridian Avenue (OA)
- Approximate location of rooftop outdoor air sample at 550 Meridian Avenue (OA)
- Approximate location of ground level indoor air samples at 550 Meridian Avenue (IA)



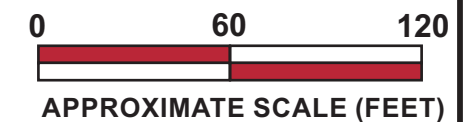
0 150 300
APPROXIMATE SCALE (FEET)

Site Plan 550 and 570 Meridian Avenue, 1401 Parkmoor, and 691 Race Street San Jose, CA	Project Number 118-107-2
	Figure Number Figure 2
Date December 2019 Drawn By KLG/RRN	



Legend

- Approximate location of street level outdoor air samples at 570 Meridian Avenue (OA)
- Approximate location of ground level indoor air samples at 570 Meridian Avenue (IA)
- Approximate location of rooftop outdoor air samples for 550 Meridian (OA)
- Approximate location of ground level indoor air samples at 550 Meridian Avenue (IA)



DATA SUMMARY TABLES

Table 1. Analytical Results of Soil Samples; OCPs/Metals/Asbestos
(Concentrations in mg/kg, unless otherwise noted)

Sample ID	Date	Depth (feet)	Fill vs. Native	OCPs								Metals													Asbestos (%)	
				4,4´-DDD	4,4´-DDE	4,4´-DDT	DDT Total	alpha-Chlordane	gamma-Chlordane	Technical Chlordane	Dieldrin	Antimony	Arsenic	Barium	Beryllium	Cadmium	Chromium	Cobalt	Copper	Lead	Mercury	Molybdenum	Nickel	Vanadium		Zinc
EB-1 (0-0.5)	11/7/2019	0-½	Fill	0.015	<0.002	0.012	0.027	0.0054	0.0073	0.041	<0.002	<1.5	5	150	0.5	0.38	130	20	39	22	0.08	<1.5	190	48	100	<0.25
EB-1 (2.5-3)	11/7/2019	2½-3	Native	<0.002	<0.002	<0.002	<0.002	<0.002	<0.002	<0.039	<0.002	<1.5	5.7	160	0.76	<0.37	61	14	36	10	0.031	<1.5	75	49	85	<0.25
EB-2 (0.5-1)	11/6/2019	½-1	Fill	0.015	0.054	<0.002	0.069	0.0046	0.0097	<0.039	0.0066	<1.6	4.9	180	0.52	<0.39	100	19	40	22	0.097	<1.6	160	49	82	<0.25
EB-2 (2.5-3)	11/6/2019	2½-3	Native	<0.0019	<0.0019	<0.0019	<0.0019	<0.0019	<0.0019	<0.038	<0.0019	<1.6	5.1	180	0.83	<0.39	64	15	37	9.9	0.025	<1.6	80	52	81	<0.25
EB-3 (0-0.5)	11/6/2019	0-½	Fill	0.035	0.28	0.034	0.349	<0.0019	<0.0019	<0.039	<0.0019	3.5	3.3	180	0.56	<0.38	230	25	47	31	0.23	<1.5	320	45	90	<0.25*
EB-3 (2.5-3)	11/6/2019	2½-3	Native	<0.0019	<0.0019	<0.0019	<0.0019	<0.0019	<0.0019	<0.039	<0.0019	<1.5	5.4	180	0.78	<0.38	64	14	39	9.9	0.043	<1.5	77	52	74	<0.25
EB-4 (0.5-1)	11/6/2019	½-1	Fill	0.012	0.085	0.0079	0.1049	0.0039	0.0063	<0.039	<0.0019	<1.7	<3.3	140	0.49	<0.42	150	19	33	15	0.59	<1.7	220	48	61	<0.25
EB-4 (2.5-3)	11/6/2019	2½-3	Native	<0.0019	0.0024	<0.0019	0.0024	<0.0019	<0.0019	<0.039	<0.0019	<1.6	4.9	150	0.64	<0.40	54	13	33	8.7	0.068	<1.6	69	42	67	<0.25
EB-5 (0.5-1)	11/6/2019	½-1	Fill	<0.002	0.01	<0.002	0.01	<0.002	<0.002	<0.039	<0.002	<1.6	6.3	190	0.86	<0.40	69	18	46	11	0.047	<1.6	89	57	88	<0.25
EB-5 (3-3.5)	11/6/2019	3-3½	Native	<0.002	<0.002	<0.002	<0.002	<0.002	<0.002	<0.04	<0.002	<1.7	5.5	150	0.67	<0.42	57	14	34	9.2	0.07	<1.7	74	47	67	<0.25
EB-6 (0-0.5)	11/6/2019	0-½	Fill	0.0084	<0.002	<0.002	0.0084	<0.002	<0.002	<0.039	<0.002	4.4	<3.2	110	0.46	<0.40	400	27	30	17	0.091	<1.6	390	46	64	1.5
EB-6 (3-3.5)	11/6/2019	3-3½	Fill	0.0037	0.018	<0.0019	0.0217	<0.0019	<0.0019	<0.038	<0.0019	<1.7	3.3	120	0.49	<0.41	120	18	32	20	0.054	<1.7	170	50	66	<0.25*
EB-7 (0.5-1)	11/7/2019	½-1	Fill	<0.0019	0.0059	0.031	0.0369	<0.0019	<0.0019	<0.039	<0.0019	7.6	<2.5	120	0.32	<0.31	490	48	22	18	0.042	2.9	850	46	55	<0.25
EB-7 (4-4.5)	11/7/2019	4-4½	Native	<0.002	<0.002	<0.002	<0.002	<0.002	<0.002	<0.039	<0.002	<1.6	5.3	160	0.68	<0.40	59	16	33	8.9	0.04	<1.6	89	47	68	<0.25
EB-8 (0.5-1)	11/7/2019	½-1	Fill	<0.002	<0.002	0.0047	0.0047	<0.002	<0.002	<0.039	<0.002	<1.4	5.5	140	0.46	0.4	53	13	32	64	0.066	<1.4	68	43	160	<0.25
EB-8 (3-3.5)	11/7/2019	3-3½	Native	<0.002	<0.002	<0.002	<0.002	<0.002	<0.002	<0.039	<0.002	<1.5	6.6	170	0.74	<0.37	59	16	34	9.8	0.03	<1.5	86	46	72	<0.25
Maximum Detection				0.035	0.28	0.034	0.349	0.0054	0.0097	0.041	0.0066	7.6	6.6	190	0.86	0.4	490	48	47	64	0.59	2.9	850 (421.3) ⁸	57	160	1.5
Residential Screening Level				1.9	2	1.9	1	1.7	1.7	1.7	0.034	31	11	15,000	16	71	120,000 (170) ⁶	23 (2.7-46.9) ⁷	3,100	80	1	390	820	390	23,000	0.25
Screening Level Basis				DTSC ¹	DTSC ¹	DTSC ¹	TTL ²	DTSC ¹	DTSC ¹	DTSC ¹	DTSC ¹	RSL ³	Duverge ⁴	RSL ³	DTSC ¹	DTSC ¹	ESL ⁵	RSL ³	RSL ³	DTSC ¹	DTSC ¹	RSL ³	DTSC ¹	RSL ³	RSL ³	ATCM ⁹

1 Department of Toxic Substances Control (DTSC) Recommended Screening Level, HERO HHRA Note 3 - April 2019.

2 Total Threshold Limit Concentration - California Code of Regulations, Title 22.

3 Regional Screening Level (RSL), USEPA Region 9 - November 2019.

4 Duverte, 2011. Establishing Background Arsenic in Soil of the Urbanized San Francisco Bay Region.

5 Tier 1 Environmental Screening Level (ESL) for chromium III used as representative screening level as there is no established Tier 1 ESL for total chromium, RWQCB, San Francisco Bay Region - January 2019.

6 Scott, Christina. December 1991. Background Metal Concentrations in Soils in Northern Santa Clara County.

7 Bradford, et. al. March 1996. Background Concentrations of Trace and Major Elements in California Soils.

8 Calculated 95% Upper Confidence Limit Concentration for Nickel in Fill Soil.

9 California Air Resources Board (CARB) - Asbestos Toxic Control Measure (ATCM) Regulatory Threshold Screening Level (SL).

< Not detected at or above laboratory reporting limit

BOLD Concentration exceeds selected Environmental Screening Criteria

* Trace chrysotile fibers observed

Table 2. Analytical Results of Groundwater Samples; TPH/VOCs
 (Concentrations in µg/L)

Sample ID	Date	TPHo	TPHd	TPHg	Acetone	Other VOCs
EB-1	11/7/2019	<130	<66	<50	<50	ND
EB-2	11/7/2019	<120	<60	<50	110	ND
EB-3	11/6/2019	<120	<61	<50	<50	ND
EB-4	11/6/2019	<130	<67	<50	<50	ND
EB-5	11/6/2019	<110	<57	<50	<50	ND
Maximum Detection		ND	ND	ND	110	ND
Screening Level		100	100	100	1,500	Varies
Screening Level Basis		ESL ¹	ESL ²	ESL ²	ESL ²	Varies

1 Tier 1 Environmental Screening Level (ESL) for petroleum hydrocarbon oxidation products (HOPs), RWQCB, San Francisco Bay Region - January 2019.

2 Tier 1 Environmental Screening Level (ESL), RWQCB, San Francisco Bay Region - January 2019.

< Not detected at or above laboratory reporting limit

ND Not Detected

Table 3. Analytical Results of Soil Vapor Samples; TPHg/VOCs/Fixed Gases
 (Concentrations in $\mu\text{g}/\text{m}^3$, unless otherwise noted)

Sample ID	Date	TPHg	VOCs													Fixed Gases		
			Benzene	Toluene	Tert-Butyl Alcohol	1,2,4-Trimethylbenzene	Acetone	Carbon Disulfide	Hexane	Isopropanol	o-xylene	m,p-xylene	PCE	Trichlorofluoromethane	Other VOCs	Methane (%)	Carbon Dioxide (%)	Oxygen (%) ⁴
SV-1	11/8/2019	677	<1.6	<1.9	2.2	<2.5	<12	<1.6	3.8	48	<2.2	<2.2	<3.4	<2.8	ND	<0.2	2.9	18
SV-2	11/8/2019	326	<1.6	2	<1.5	<2.5	12	<1.6	1.8	<12	<2.2	<2.2	<3.4	<2.8	ND	<0.012	4.1	14
SV-3	11/8/2019	843	<1.6	3.6	4.6	2.7	43	9.1	6	220	<2.2	5.5	3.7	8.8	ND	<0.018	3.4	15
SV-4	11/8/2019	1,980	2.4	5.4	<1.5	<2.5	37	14	30	<12	2.2	6.4	4.2	50	ND	<0.23	4.4	14
SV-5	11/8/2019	1,100	<1.6	4.4	5	<2.5	22	6.1	6.3	13	3	7.3	4.4	<2.8	ND	<0.027	5	16
Maximum Detection		1,980	2.4	5.4	5	2.7	43	14	30	220	3	7.3	4.4	50	ND	<0.23	5	18
Residential Environmental Screening Criteria		3,300	3.2	10,000	NE	1,890	1,000,000	21,900	21,900	6,300	3,500	3,500	15	39,000	Variable	NE	NE	NE
Screening Criteria Basis		ESL ¹	ESL ¹	ESL ¹	NE	RSL ²	ESL ¹	RSL ²	RSL ²	RSL ²	ESL ¹	ESL ¹	ESL ¹	DTSC ³	Variable	NE	NE	NE

1 Tier 1 Soil Gas Environmental Screening Level (ESL) for Vapor Intrusion Concern, RWQCB, San Francisco Bay Region - January 2019.

2 Calculated screening level based on the Residential ambient air Regional Screening Level (RSL, USEPA Region 9 - November 2019) and an attenuation factor of 1/30.

3 Calculated screening level based on the Residential ambient air Department of Substances Control Recommended Screening Level (DTSC, HERO Note 3 - April 2019) and an attenuation factor of 1/30.

4 Oxygen concentration must be $\geq 4\%$ for bioattenuation zone (State Water Board Low Threat Closure Policy, November 2012).

< Not detected at or above laboratory reporting limit

NE Not Established

Table 4. Analytical Results of Indoor and Outdoor Air Samples; VOCs
(Concentrations in $\mu\text{g}/\text{m}^3$)

Sample Location	Sample ID	Indoor vs. Outdoor	Building Location	Date	Benzene	Toluene	Ethylbenzene	MTBE	ETBE	TBA	TAME	DIPE	1,2-DCA	1,1 - DCE	1,1,1-TCA	1,1,2,2-Tetrachloroethane	1,1,2-TCA	1,1-DCA	1,2,4-Trichlorobenzene	1,2,4-Trimethylbenzene	1,2-Dichlorobenzene	1,2-Dichloropropane
550 Meridian (Unoccupied)	IA-1	Indoor	Near Elevator Shafts	11/8/2019	1.23	2.08	0.373	0.0578	0.046	0.712	0.0376	0.0376	0.126	0.0238	0.0491	<0.0687	0.142	0.0243	<0.0371	0.295	<0.0301	0.037
	IA-2	Indoor	Men's Restroom	11/8/2019	1.26	1.77	0.386	0.065	0.046	0.679	0.0293	0.0209	0.109	0.0873	0.0437	0.0962	0.126	0.0243	<0.0371	0.438	0.102	0.0323
	IA-3	Indoor	Server Room	11/19/2019	0.861	2.41	0.373	0.0217	0.0376	1.91	0.0251	0.0376	0.0689	0.139	0.0437	0.639	0.109	0.0203	0.0371	0.571	<0.0301	0.0277
	IA-4	Indoor	Shower/Locker Room	11/8/2019	1.01	1.98	0.347	0.0433	0.0418	0.633	0.0251	0.0334	0.105	0.0357	0.115	<0.0687	0.12	0.0243	0.0816	0.349	<0.0301	0.037
	IA-5	Indoor	Near Fire Suppression Management System Floor Drain	11/8/2019	1.18	2.07	0.365	0.0578	0.0418	0.764	0.0293	0.0334	0.122	0.0238	0.0437	<0.0687	0.126	0.0243	<0.0371	0.295	<0.0301	0.0323
	OA-1	Outdoor	Ground Level	11/19/2019	0.402	0.773	0.178	<0.0181	0.0752	12.2	0.0251	0.0418	0.0608	<0.0199	0.0273	1.19	<0.0273	<0.0203	<0.0371	0.182	<0.0301	0.0277
570 Meridian (Unoccupied; tenant improvement activities occurring during air sampling)	IA-1	Indoor	Northwest Area of Building	11/11/2019	1.24	3.17	1.42	0.0433	0.0752	2.36	0.046	0.0627	0.077	0.0357	0.071	<0.0687	0.404	<0.0203	0.0445	0.959	<0.0301	0.0462
	IA-2	Indoor	Enclosed Offices	11/11/2019	1.26	3.36	2.2	0.0361	0.0251	2.3	0.0209	0.0293	0.0689	0.111	0.0546	<0.0687	0.612	<0.0203	<0.0371	1.32	<0.0301	0.0323
	IA-3	Indoor	Men's Restroom	11/11/2019	1.12	2.71	1.67	0.0397	0.259	2.3	0.0334	0.046	0.0851	0.0556	0.104	0.467	0.442	0.0324	<0.0371	1.01	<0.0301	0.037
	IA-4	Indoor	Adjacent to Server Room	11/11/2019	1.23	3.2	1.34	0.0325	0.213	2.39	0.0293	0.0376	0.0689	0.0397	0.0546	<0.0687	0.388	0.0284	<0.0371	0.846	<0.0301	0.037
	IA-5	Indoor	Southeast Area of Building	11/11/2019	1.15	3.05	1.45	0.0505	0.0961	2.61	0.0502	0.0752	0.0689	0.0318	0.0655	0.103	0.448	0.0324	<0.0371	0.92	<0.0301	0.0416
	OA-1	Outdoor	Roof Top	11/11/2019	0.81	1.76	0.395	0.0469	0.146	1.33	0.0502	0.0669	0.077	0.0834	0.0491	<0.0687	0.186	0.0243	0.0445	0.389	<0.0301	0.0277
Maximum Detection					1.26	3.36	2.2	0.065	0.259	12.2	0.0502	0.0752	0.126	0.139	0.115	1.19	0.612	0.0324	0.0816	1.32	0.102	0.0462
Residential Screening Level					0.097	310	1.1	11	NE	NE	NE	730	0.11	73	1,000	0.048	0.18	1.8	2.1	63	210	0.28
Screening Level Basis					ESL ¹	ESL ¹	ESL ¹	ESL ¹	NE	NE	NE	RSL ²	ESL ¹	ESL ¹	ESL ¹	ESL ¹	ESL ¹	ESL ¹	ESL ¹	RSL ²	ESL ¹	ESL ¹

1 Tier 1 Environmental Screening Level (ESL) for Indoor Air, RWQCB, San Francisco Bay Region - January 2019.

2 Regional Screening Level (RSL) for Residential Air, USEPA Region 9 - November 2019.

< Not detected at or above laboratory reporting limit

NE Not Established

BOLD Concentration exceeds selected Environmental Screening Criteria

Note: Red Font **Red font** indicates the laboratory reporting limit exceeds the selected screening level.

Table 4 Continued. Analytical Results of Indoor and Outdoor Air Samples; VOCs
(Concentrations in $\mu\text{g}/\text{m}^3$)

Sample Location	Sample ID	Indoor vs. Outdoor	Building Location	Date	1,3,5-Trimethylbenzene	1,3-Butadiene	1,4-Dichlorobenzene	1,4-Dioxane	2-Butanone (MEK)	2-Hexanone	4-Ethyl Toluene	4-Methyl-2-Pentanone (MIBK)	Acetone	Bromodichloromethane	Bromoform	Bromomethane	Carbon Disulfide	Carbon Tetrachloride	Chlorobenzene	Chloroethane	Chloroform	Chloromethane
550 Meridian (Unoccupied)	IA-1	Indoor	Near Elevator Shafts	11/8/2019	0.0886	0.139	0.0721	0.0396	<0.0148	1.64	0.418	0.262	16.2	0.168	<0.103	0.151	0.0715	0.616	0.0184	0.0264	0.346	21
	IA-2	Indoor	Men's Restroom	11/8/2019	1.98	0.166	2.03	0.0396	1.56	2.79	1.82	0.201	16.9	0.147	<0.103	0.132	0.0653	0.604	0.0184	0.029	0.346	2.28
	IA-3	Indoor	Server Room	11/19/2019	0.177	0.254	0.114	0.169	1.71	1.14	0.654	0.234	10	0.0402	<0.103	0.0854	0.454	0.566	0.0184	0.0211	0.395	<0.0207
	IA-4	Indoor	Shower/Locker Room	11/8/2019	0.108	0.157	0.102	0.0432	<0.0148	1.85	0.399	0.221	17.1	0.375	0.331	0.116	0.47	1.58	0.0138	0.0396	1.27	238
	IA-5	Indoor	Near Fire Suppression Management System Floor Drain	11/8/2019	0.0886	0.13	0.0721	0.036	<0.0148	1.56	0.408	0.238	15.5	<0.0335	<0.103	0.147	0.165	0.616	0.0138	0.0264	0.327	2.34
	OA-1	Outdoor	Ground Level	11/19/2019	0.0689	< 0.0442	<0.0301	0.292	1.53	<0.0205	0.285	0.189	5.14	<0.0335	<0.103	0.097	0.165	0.541	0.0138	0.0185	0.171	<0.0207
570 Meridian (Unoccupied; tenant improvement activities occurring during air sampling)	IA-1	Indoor	Northwest Area of Building	11/11/2019	0.241	0.298	0.192	0.0936	2.8	70.9	1.28	0.562	55.4	0.147	<0.103	0.182	0.193	0.629	<0.00460	0.0185	0.493	4.49
	IA-2	Indoor	Enclosed Offices	11/11/2019	0.325	0.34	0.162	0.169	3.13	154	1.8	1.05	75.3	0.147	<0.103	0.178	0.317	0.61	0.0046	0.029	0.434	4.39
	IA-3	Indoor	Men's Restroom	11/11/2019	0.256	0.272	0.156	0.209	2.8	138	1.31	0.648	76.9	0.261	0.238	0.19	0.177	0.723	<0.00460	0.0264	0.654	3.5
	IA-4	Indoor	Adjacent to Server Room	11/11/2019	0.231	0.314	0.174	0.137	2.6	68.5	1.14	0.611	53.5	0.127	<0.103	0.175	0.255	0.56	<0.00460	0.0211	0.449	3.83
	IA-5	Indoor	Southeast Area of Building	11/11/2019	0.246	0.292	0.198	0.119	2.86	70.8	1.21	0.652	60.5	0.121	<0.103	0.182	0.252	0.503	<0.00460	0.0211	0.473	3.73
	OA-1	Outdoor	Roof Top	11/11/2019	0.0984	0.117	0.0902	0.054	2.04	1.8	0.541	0.234	13.8	0.0871	<0.103	0.186	0.165	0.522	0.0138	0.0132	0.264	0.538
Maximum Detection					1.98	0.34	2.03	0.292	3.13	154	1.82	1.05	76.9	0.375	0.331	0.19	0.47	1.58	0.0184	0.0396	1.27	238
Residential Screening Level					63	0.017	0.26	0.36	5,200	31	NE	420	31,000	0.076	2.6	5.2	730	0.47	52	10,000	0.12	94
Screening Level Basis					RSL ¹	DTSC ²	ESL ³	ESL ³	ESL ³	RSL ¹	NE	ESL ³	ESL ³	ESL ³	ESL ³	ESL ³	RSL ¹	ESL ³	ESL ³	ESL ³	ESL ³	ESL ³

1 Regional Screening Level (RSL) for Residential Air, USEPA Region 9 - November 2019.

2 Department of Toxic Substances Control (DTSC) Recommended Screening Level for Residential Air, HERO HHRA Note 3 - April 2019.

3 Tier 1 Environmental Screening Level (ESL) for Indoor Air, RWQCB, San Francisco Bay Region - January 2019.

< Not detected at or above laboratory reporting limit

NE Not Established

BOLD Concentration exceeds selected Environmental Screening Criteria

Note: Red Font **Red font** indicates the laboratory reporting limit exceeds the selected screening level.

Table 4 Continued. Analytical Results of Indoor and Outdoor Air Samples; VOCs
(Concentrations in $\mu\text{g}/\text{m}^3$)

Sample Location	Sample ID	Indoor vs. Outdoor	Building Location	Date	Dibromochloromethane	Dichlorodifluoromethane	Ethyl Acetate	Freon 113	Hexane	Isopropanol	Methylene Chloride	Naphthalene	o-xylene	m, p-xylene	PCE	Trans-1,3-dichloropropene	Styrene	TCE	Tetrahydrofuran	trans-1,2-Dichloroethene	Trichlorofluoromethane	Vinyl Acetate	Vinyl Chloride
550 Meridian (Unoccupied)	IA-1	Indoor	Near Elevator Shafts	11/8/2019	0.0426	4.11	0.922	0.728	1.24	5.73	0.673	0.262	0.386	1.09	0.671	0.159	0.132	0.134	0.555	0.0475	1.82	<0.0176	0.0102
	IA-2	Indoor	Men's Restroom	11/8/2019	0.0511	3.61	1.16	0.72	1.25	135	0.809	0.314	0.486	1.15	0.536	<0.0227	0.179	0.102	0.481	0.0475	1.77	<0.0176	0.0154
	IA-3	Indoor	Server Room	11/19/2019	<0.0426	2.23	0.9	0.62	1.09	3.81	0.5	0.21	0.469	1.27	0.386	0.104	0.234	0.0806	1.24	0.0238	1.69	0.0739	0.0154
	IA-4	Indoor	Shower/Locker Room	11/8/2019	0.332	22	0.86	0.72	1.13	5.56	0.666	1.13	0.369	1.03	0.732	<0.0227	0.153	0.107	0.507	0.0317	1.79	<0.0176	0.0282
	IA-5	Indoor	Near Fire Suppression Management System Floor Drain	11/8/2019	<0.0426	3.81	0.904	0.705	1.13	4.99	0.673	0.367	0.373	1.06	0.556	0.136	0.124	0.113	0.59	0.0554	1.78	<0.0176	0.0154
	OA-1	Outdoor	Ground Level	11/19/2019	<0.0426	2.24	2.02	0.62	1.09	1.57	0.482	0.084	0.195	0.503	0.339	<0.0227	<0.0213	0.0806	6.25	<0.0198	1.62	<0.0176	<0.00768
570 Meridian (Unoccupied; tenant improvement activities occurring during air sampling)	IA-1	Indoor	Northwest Area of Building	11/11/2019	0.0596	2	2.09	0.636	3.63	5.81	0.597	0.451	1.49	1.09	0.631	0.114	1.83	0.15	1.09	0.0634	1.64	<0.0176	0.0179
	IA-2	Indoor	Enclosed Offices	11/11/2019	0.0426	1.98	1.77	0.62	1.95	10.7	0.6	1.07	2	5.77	0.542	0.123	2.04	0.0913	1.08	0.0594	1.57	<0.0176	0.0128
	IA-3	Indoor	Men's Restroom	11/11/2019	0.247	1.91	2.45	0.597	1.96	6.35	0.593	0.388	2.06	1.06	0.678	0.123	1.67	0.118	1.01	0.0634	1.59	<0.0176	0.0128
	IA-4	Indoor	Adjacent to Server Room	11/11/2019	0.0426	2.2	2.41	0.62	2.92	6.3	0.607	0.393	1.4	1.04	0.441	0.0772	2.2	0.102	0.988	0.0554	1.66	<0.0176	0.0102
	IA-5	Indoor	Southeast Area of Building	11/11/2019	0.0511	1.69	2.34	0.613	4.75	6.3	0.604	0.466	1.56	4.96	0.671	0.204	2.06	0.161	1.12	0.0634	1.53	<0.0176	0.0102
	OA-1	Outdoor	Roof Top	11/11/2019	<0.0426	1.76	1.05	0.597	1.77	3.27	0.555	0.189	0.438	1.13	0.597	0.39	0.23	0.14	0.917	0.0594	1.47	0.169	0.0154
Maximum Detection					0.332	22	2.45	0.728	4.75	135	0.809	1.13	2.06	5.77	0.732	0.39	2.2	0.161	6.25	0.0634	1.82	0.169	0.0282
Residential Screening Level					0.13	100	73	5,200	730	210	1	0.083	100	100	0.46	NE	940	0.48	2,100	83	1,300	210	0.0095
Screening Level Basis					DTSC ¹	RSL ²	RSL ²	RSL ²	RSL ²	RSL ²	ESL ³	ESL ³	ESL ³	ESL ³	ESL ³	NE	ESL ¹	ESL ³	RSL ²	ESL ³	DTSC ¹	RSL ²	ESL ³

1 Department of Toxic Substances Control (DTSC) Recommended Screening Level for Residential Air, HERO HHRA Note 3 - April 2019.

2 Regional Screening Level (RSL) for Residential Air, USEPA Region 9 - November 2019.

3 Tier 1 Environmental Screening Level (ESL) of Indoor Air, RWQCB, San Francisco Bay Region - January 2019.

< Not detected at or above laboratory reporting limit

NE Not Established

BOLD Concentration exceeds selected Environmental Screening Criteria

**APPENDIX A – BORING LOGS, SOIL VAPOR WELL CONSTRUCTION DETAILS
AND SOIL VAPOR SAMPLING NOTES**



CORNERSTONE EARTH GROUP

BORING NUMBER EB-1

PAGE 1 OF 2

PROJECT NAME Meridian, Parkmoor, and Race StreetPROJECT NUMBER 118-107-2PROJECT LOCATION San Jose, CADATE STARTED 11/7/19 DATE COMPLETED 11/7/19DRILLING CONTRACTOR PenecoreDRILLING METHOD Direct PushLOGGED BY ELH

NOTES _____

GROUND ELEVATION _____ BORING DEPTH 45 ft.

LATITUDE _____ LONGITUDE _____

GROUND WATER LEVELS:

▽ AT TIME OF DRILLING 38 ft.▼ AT END OF DRILLING 34.5 ft.

This log is a part of a report by Cornerstone Earth Group, and should not be used as a stand-alone document. This description applies only to the location of the exploration at the time of drilling. Subsurface conditions may differ at other locations and may change at this location with time. The description presented is a simplification of actual conditions encountered. Transitions between soil types may be gradual.

ELEVATION (ft)	DEPTH (ft)	SYMBOL	DESCRIPTION	N-Value (uncorrected) blows per foot	Sample Type and Interval	Sample Submitted for Laboratory Analysis	Percent Recovery (%)	OMV Reading (ppm)	Odors or Discoloration	Notes
	0		2 inches topsoil			x		21.7		
			Lean Clay with Sand (CL) [Fill] medium stiff, moist, brown, fine to coarse sand, some fine subangular gravel			x	80	16.5		
			Lean Clay with Sand (CL) medium stiff, moist, brown, fine to coarse sand					6.7		
	5		Sandy Lean Clay (CL) medium stiff, moist, light brown with orange mottles, fine to coarse sand				70	3.9		
								4.9		
	10		Well-Graded Sand with Clay (SW-SC) loose, moist, light brown, fine to coarse sand, some fine subangular to subrounded gravel				70	4.8		
			Lean Clay with Sand (CL) soft, moist, light brown with orange mottles, fine to medium sand					6.8		
	15						70	2.6		
								3.1		
	20						70	4.8		
								7.4		
	25						70	6.7		
								6.1		
								4.4		
							70	5.7		
	30							4.7		

Continued Next Page



CORNERSTONE EARTH GROUP

BORING NUMBER EB-1

PAGE 2 OF 2

PROJECT NAME Meridian, Parkmoor, and Race StreetPROJECT NUMBER 118-107-2PROJECT LOCATION San Jose, CA

This log is a part of a report by Cornerstone Earth Group, and should not be used as a stand-alone document. This description applies only to the location of the exploration at the time of drilling. Subsurface conditions may differ at other locations and may change at this location with time. The description presented is a simplification of actual conditions encountered. Transitions between soil types may be gradual.

ELEVATION (ft)	DEPTH (ft)	SYMBOL	DESCRIPTION	N-Value (uncorrected) blows per foot	Sample Type and Interval	Sample Submitted for Laboratory Analysis	Percent Recovery (%)	OMV Reading (ppm)	Odors or Discoloration	Notes
	30							4.7		
			Clayey Sand (SC) medium dense, moist, light brown, fine to medium sand				70	5.5		
			Lean Clay with Sand (CL) soft, moist, light brown with orange mottles, fine to medium sand					4.5		
	35		becomes medium stiff					4.2		
							100	4.5		
			Sandy Lean Clay (CL) soft, wet, light brown, fine to medium sand					1.7		
	40							1.6		
			becomes medium stiff				80	2		
								1.2		
	45		Bottom of Boring at 45.0 feet.					1.6		
	50									
	55									
	60									



CORNERSTONE EARTH GROUP

BORING NUMBER EB-2

PAGE 1 OF 2

DATE STARTED 11/7/19 DATE COMPLETED 11/7/19

DRILLING CONTRACTOR Penecore

DRILLING METHOD Direct Push

LOGGED BY ELH

NOTES

PROJECT NAME Meridian, Parkmoor, and Race Street

PROJECT NUMBER 118-107-2

PROJECT LOCATION San Jose, CA

GROUND ELEVATION BORING DEPTH 45 ft.

LATITUDE LONGITUDE

GROUND WATER LEVELS:

▽ AT TIME OF DRILLING 37.5 ft.

▽ AT END OF DRILLING 35.5 ft.

This log is a part of a report by Cornerstone Earth Group, and should not be used as a stand-alone document. This description applies only to the location of the exploration at the time of drilling. Subsurface conditions may differ at other locations and may change at this location with time. The description presented is a simplification of actual conditions encountered. Transitions between soil types may be gradual.

ELEVATION (ft)

DEPTH (ft)

SYMBOL

DESCRIPTION

4 inches asphalt concrete over 4 inches aggregate base

Lean Clay with Sand (CL) [Fill]
medium stiff, moist, brown, fine to coarse sand, trace fine to coarse subangular to subrounded gravel

Lean Clay with Sand (CL)
medium stiff, moist, brown with orange mottles, fine to medium sand, trace fine subrounded gravel

Sandy Lean Clay with Gravel (CL)
medium stiff, moist, light brown with orange mottles, fine to medium sand, fine subangular to subrounded gravel

Clayey Sand (SC)
medium dense, moist, light brown with orange mottles, fine to medium sand

Well-Graded Sand (SW)
medium dense, moist, light brown, fine to coarse sand, trace fine subangular to subrounded gravel

Lean Clay with Sand (CL)
medium stiff, moist, light brown with orange mottles, fine sand

N-Value (uncorrected) blows per foot

Sample Type and Interval

Sample Submitted for Laboratory Analysis

Percent Recovery (%)

OMV Reading (ppm)

Odors or Discoloration

Notes

Continued Next Page



CORNERSTONE EARTH GROUP

BORING NUMBER EB-2

PAGE 2 OF 2

PROJECT NAME Meridian, Parkmoor, and Race StreetPROJECT NUMBER 118-107-2PROJECT LOCATION San Jose, CA

This log is a part of a report by Cornerstone Earth Group, and should not be used as a stand-alone document. This description applies only to the location of the exploration at the time of drilling. Subsurface conditions may differ at other locations and may change at this location with time. The description presented is a simplification of actual conditions encountered. Transitions between soil types may be gradual.

ELEVATION (ft)

DEPTH (ft)

SYMBOL

DESCRIPTIONN-Value (uncorrected)
blows per foot

Sample Type and Interval

Sample Submitted for
Laboratory AnalysisPercent Recovery
(%)OMV Reading
(ppm)

Odors or Discoloration

Notes

30

Sandy Lean Clay (CL)

medium stiff, moist, light brown with orange mottles, fine to medium sand

35

Lean Clay (CL)

medium stiff, moist, light brown with orange mottles, some fine sand

40

Sandy Lean Clay (CL)

medium stiff, moist, light brown with orange mottles, fine to medium sand

40

becomes soft

45

becomes medium stiff

45

Bottom of Boring at 45.0 feet.

50

55

60



CORNERSTONE EARTH GROUP

BORING NUMBER EB-3

PAGE 1 OF 2

PROJECT NAME Meridian, Parkmoor, and Race StreetPROJECT NUMBER 118-107-2PROJECT LOCATION San Jose, CADATE STARTED 11/6/19 DATE COMPLETED 11/6/19DRILLING CONTRACTOR PenecoreDRILLING METHOD Direct PushLOGGED BY ELH

NOTES _____

GROUND ELEVATION _____ BORING DEPTH 45 ft.

LATITUDE _____ LONGITUDE _____

GROUND WATER LEVELS:

▽ AT TIME OF DRILLING 40 ft.▼ AT END OF DRILLING 35.5 ft.

This log is a part of a report by Cornerstone Earth Group, and should not be used as a stand-alone document. This description applies only to the location of the exploration at the time of drilling. Subsurface conditions may differ at other locations and may change at this location with time. The description presented is a simplification of actual conditions encountered. Transitions between soil types may be gradual.

ELEVATION (ft)	DEPTH (ft)	SYMBOL	DESCRIPTION	N-Value (uncorrected) blows per foot	Sample Type and Interval	Sample Submitted for Laboratory Analysis	Percent Recovery (%)	OVN Reading (ppm)	Odors or Discoloration	Notes
	0		2 inches topsoil			x		3.1		
			Lean Clay with Sand (CL) [Fill] medium stiff, moist, brown, fine to coarse sand, some fine to coarse subangular gravel, brick fragments			x	60	5.6		
			Lean Clay (CL) medium stiff, moist, brown with orange mottles, some fine sand					10.4		
	5		Lean Clay with Sand (CL) medium stiff, moist, brown with orange mottles, fine sand				70	15		
								12.5		
	10		Sandy Lean Clay (CL) medium stiff, moist, brown with orange mottles, fine to medium sand				60	0		
							50	0		
	15						50	0		
	20						60	0		
	25		becomes soft							
			becomes medium stiff							
	30									

Continued Next Page



CORNERSTONE EARTH GROUP

BORING NUMBER EB-3

PAGE 2 OF 2

PROJECT NAME Meridian, Parkmoor, and Race StreetPROJECT NUMBER 118-107-2PROJECT LOCATION San Jose, CA

This log is a part of a report by Cornerstone Earth Group, and should not be used as a stand-alone document. This description applies only to the location of the exploration at the time of drilling. Subsurface conditions may differ at other locations and may change at this location with time. The description presented is a simplification of actual conditions encountered. Transitions between soil types may be gradual.

ELEVATION (ft)

DEPTH (ft)

SYMBOL

DESCRIPTION

Sandy Lean Clay (CL)
medium stiff, moist, brown with orange mottles, fine to medium sand becomes soft

Well-Graded Sand with Gravel (SW)
medium dense, wet, brown, fine to coarse sand, fine to coarse subangular to subrounded gravel

Well-Graded Sand (SW)
medium dense, wet, brown, fine to coarse sand

Bottom of Boring at 45.0 feet.

N-Value (uncorrected)
blows per foot

Sample Type and Interval

Sample Submitted for
Laboratory AnalysisPercent Recovery
(%)OVM Reading
(ppm)

Odors or Discoloration

Notes



CORNERSTONE EARTH GROUP

BORING NUMBER EB-4

PAGE 1 OF 2

PROJECT NAME Meridian, Parkmoor, and Race StreetPROJECT NUMBER 118-107-2PROJECT LOCATION San Jose, CADATE STARTED 11/6/19 DATE COMPLETED 11/6/19DRILLING CONTRACTOR PenecoreDRILLING METHOD Direct PushLOGGED BY ELH

NOTES _____

GROUND ELEVATION _____ BORING DEPTH 45 ft.

LATITUDE _____ LONGITUDE _____

GROUND WATER LEVELS:▼ AT TIME OF DRILLING 41 ft.▼ AT END OF DRILLING 35 ft.

This log is a part of a report by Cornerstone Earth Group, and should not be used as a stand-alone document. This description applies only to the location of the exploration at the time of drilling. Subsurface conditions may differ at other locations and may change at this location with time. The description presented is a simplification of actual conditions encountered. Transitions between soil types may be gradual.

ELEVATION (ft)	DEPTH (ft)	SYMBOL	DESCRIPTION	N-Value (uncorrected) blows per foot	Sample Type and Interval	Sample Submitted for Laboratory Analysis	Percent Recovery (%)	OMV Reading (ppm)	Odors or Discoloration	Notes
	0		4 inches asphalt concrete over 3 inches aggregate base			x		1.8		
			Lean Clay with Sand (CL) [Fill]					3.6		
			stiff, moist, dark brown, fine to coarse sand, some fine to coarse subangular to subrounded gravel			x	90	3.1		
			Lean Clay (CL)					8		
	5		medium stiff, moist, brown, some fine to medium sand, trace fine subrounded gravel					0.3		
			Lean Clay (CL)							
			medium stiff, moist, light brown with orange mottles, some fine to medium sand, trace fine subrounded gravel				80	6.5		
			Sandy Lean Clay (CL)					6.6		
	10		medium stiff, moist, light brown with orange mottles, fine to medium sand, trace fine subrounded gravel					1.2		
							80	41.9		
								13.1		
	15							399		
							90	257		
								58		
	20							260		
							90	47.6		
								19.3		
	25							15.2		
							70	18.9		
								12.5		
	30									

Continued Next Page



CORNERSTONE EARTH GROUP

BORING NUMBER EB-4

PAGE 2 OF 2

PROJECT NAME Meridian, Parkmoor, and Race StreetPROJECT NUMBER 118-107-2PROJECT LOCATION San Jose, CA

This log is a part of a report by Cornerstone Earth Group, and should not be used as a stand-alone document. This description applies only to the location of the exploration at the time of drilling. Subsurface conditions may differ at other locations and may change at this location with time. The description presented is a simplification of actual conditions encountered. Transitions between soil types may be gradual.

ELEVATION (ft)

DEPTH (ft)

SYMBOL

DESCRIPTION**Sandy Lean Clay (CL)**

medium stiff, moist, light brown with orange mottles, fine to medium sand, trace fine subrounded gravel
becomes soft

Sandy Lean Clay with Gravel (CL)

soft, moist, light brown with orange mottles, fine to medium sand, fine subrounded gravel

Sandy Lean Clay (CL)

medium stiff, moist, light brown with orange mottles, fine to medium sand

Well-Graded Sand with Gravel (SW)

medium dense, wet, brown, fine to coarse sand, fine subrounded to rounded gravel

Sandy Lean Clay (CL)

medium stiff, wet, brown with orange mottles, fine to medium sand

Bottom of Boring at 45.0 feet.

N-Value (uncorrected)
blows per foot

Sample Type and Interval

Sample Submitted for
Laboratory AnalysisPercent Recovery
(%)OVM Reading
(ppm)

Odors or Discoloration

Notes



CORNERSTONE EARTH GROUP

BORING NUMBER EB-5

PAGE 1 OF 2

PROJECT NAME Meridian, Parkmoor, and Race StreetPROJECT NUMBER 118-107-2PROJECT LOCATION San Jose, CADATE STARTED 11/6/19 DATE COMPLETED 11/6/19DRILLING CONTRACTOR PenecoreDRILLING METHOD Direct PushLOGGED BY ELH

NOTES _____

GROUND ELEVATION _____ BORING DEPTH 45 ft.

LATITUDE _____ LONGITUDE _____

GROUND WATER LEVELS:▽ AT TIME OF DRILLING 40 ft.▼ AT END OF DRILLING 36.5 ft.

This log is a part of a report by Cornerstone Earth Group, and should not be used as a stand-alone document. This description applies only to the location of the exploration at the time of drilling. Subsurface conditions may differ at other locations and may change at this location with time. The description presented is a simplification of actual conditions encountered. Transitions between soil types may be gradual.

ELEVATION (ft)	DEPTH (ft)	SYMBOL	DESCRIPTION	N-Value (uncorrected) blows per foot	Sample Type and Interval	Sample Submitted for Laboratory Analysis	Percent Recovery (%)	OMV Reading (ppm)	Odors or Discoloration	Notes
	0		4 inches asphalt concrete over 2 inches aggregate base			x		19.1		
			Lean Clay (CL) [Fill]				70	31		
			medium stiff, moist, brown, some fine to coarse sand, trace fine subangular gravel			x		40.1		
			Sandy Lean Clay (CL)					8.5		
			medium stiff, moist, light brown with red mottles, fine to medium sand, trace fine subrounded gravel				80	18		
								8.1		
								31.4		
			Lean Clay (CL)				70	5.3		
			medium stiff, moist, light brown, some fine to medium sand					39.3		
								55.9		
							60	100.2		
								76.2		
								57		
							80	218.9		
								101		
								223		
								90.6		
							70	128.5		
								42		
								7.3		

Continued Next Page



CORNERSTONE EARTH GROUP

BORING NUMBER EB-5

PAGE 2 OF 2

PROJECT NAME Meridian, Parkmoor, and Race StreetPROJECT NUMBER 118-107-2PROJECT LOCATION San Jose, CA

This log is a part of a report by Cornerstone Earth Group, and should not be used as a stand-alone document. This description applies only to the location of the exploration at the time of drilling. Subsurface conditions may differ at other locations and may change at this location with time. The description presented is a simplification of actual conditions encountered. Transitions between soil types may be gradual.

ELEVATION (ft)

DEPTH (ft)

SYMBOL

DESCRIPTION**Lean Clay (CL)**

medium stiff, moist, light brown, some fine to medium sand becomes soft

Well-Graded Sand with Gravel (SW)

dense, moist, brown, fine to coarse sand, fine subrounded gravel

Lean Clay with Sand (CL)

soft, moist, brown, fine to medium sand

No Recovery due to gravel.

Bottom of Boring at 45.0 feet.

N-Value (uncorrected)
blows per foot

Sample Type and Interval

Sample Submitted for
Laboratory AnalysisPercent Recovery
(%)OMV Reading
(ppm)

Odors or Discoloration

Notes



CORNERSTONE EARTH GROUP

BORING NUMBER EB-6

PAGE 1 OF 1

PROJECT NAME Meridian, Parkmoor, and Race StreetPROJECT NUMBER 118-107-2PROJECT LOCATION San Jose, CADATE STARTED 11/6/19 DATE COMPLETED 11/6/19DRILLING CONTRACTOR PenecoreDRILLING METHOD Direct PushLOGGED BY ELH

NOTES _____

GROUND ELEVATION _____ BORING DEPTH 5 ft.

LATITUDE _____ LONGITUDE _____

GROUND WATER LEVELS:▼ AT TIME OF DRILLING Not Encountered▼ AT END OF DRILLING Not Encountered

This log is a part of a report by Cornerstone Earth Group, and should not be used as a stand-alone document. This description applies only to the location of the exploration at the time of drilling. Subsurface conditions may differ at other locations and may change at this location with time. The description presented is a simplification of actual conditions encountered. Transitions between soil types may be gradual.

ELEVATION (ft)

DEPTH (ft)

SYMBOL

DESCRIPTION

2 inches asphalt concrete over 2 inches aggregate base

Lean Clay with Sand (CL) [Fill]
medium stiff, moist, brown, fine to coarse sand, some fine to coarse subangular to subrounded gravel

Bottom of Boring at 5.0 feet.

N-Value (uncorrected)
blows per foot

Sample Type and Interval

Sample Submitted for
Laboratory AnalysisPercent Recovery
(%)OVM Reading
(ppm)

Odors or Discoloration

Notes



CORNERSTONE EARTH GROUP

BORING NUMBER EB-7

PAGE 1 OF 1

DATE STARTED 11/7/19 DATE COMPLETED 11/7/19

DRILLING CONTRACTOR Penecore

DRILLING METHOD Direct Push

LOGGED BY ELH

NOTES

PROJECT NAME Meridian, Parkmoor, and Race Street

PROJECT NUMBER 118-107-2

PROJECT LOCATION San Jose, CA

GROUND ELEVATION BORING DEPTH 5 ft.

LATITUDE LONGITUDE

GROUND WATER LEVELS:

AT TIME OF DRILLING Not Encountered

AT END OF DRILLING Not Encountered

This log is a part of a report by Cornerstone Earth Group, and should not be used as a stand-alone document. This description applies only to the location of the exploration at the time of drilling. Subsurface conditions may differ at other locations and may change at this location with time. The description presented is a simplification of actual conditions encountered. Transitions between soil types may be gradual.

ELEVATION (ft)

DEPTH (ft)

SYMBOL

DESCRIPTION

Well-Graded Gravel (GW) [Fill]
loose, moist, greenish brown, trace fine to coarse sand, fine to coarse subangular gravel

Sandy Lean Clay (CL)
medium stiff, moist, light brown, fine to coarse sand

Bottom of Boring at 5.0 feet.

N-Value (uncorrected)
blows per foot

Sample Type and Interval

Sample Submitted for
Laboratory AnalysisPercent Recovery
(%)OVM Reading
(ppm)

Odors or Discoloration

Notes



CORNERSTONE EARTH GROUP

BORING NUMBER EB-8

PAGE 1 OF 1

PROJECT NAME Meridian, Parkmoor, and Race StreetPROJECT NUMBER 118-107-2PROJECT LOCATION San Jose, CADATE STARTED 11/7/19 DATE COMPLETED 11/7/19DRILLING CONTRACTOR PenecoreDRILLING METHOD Direct PushLOGGED BY ELH

NOTES _____

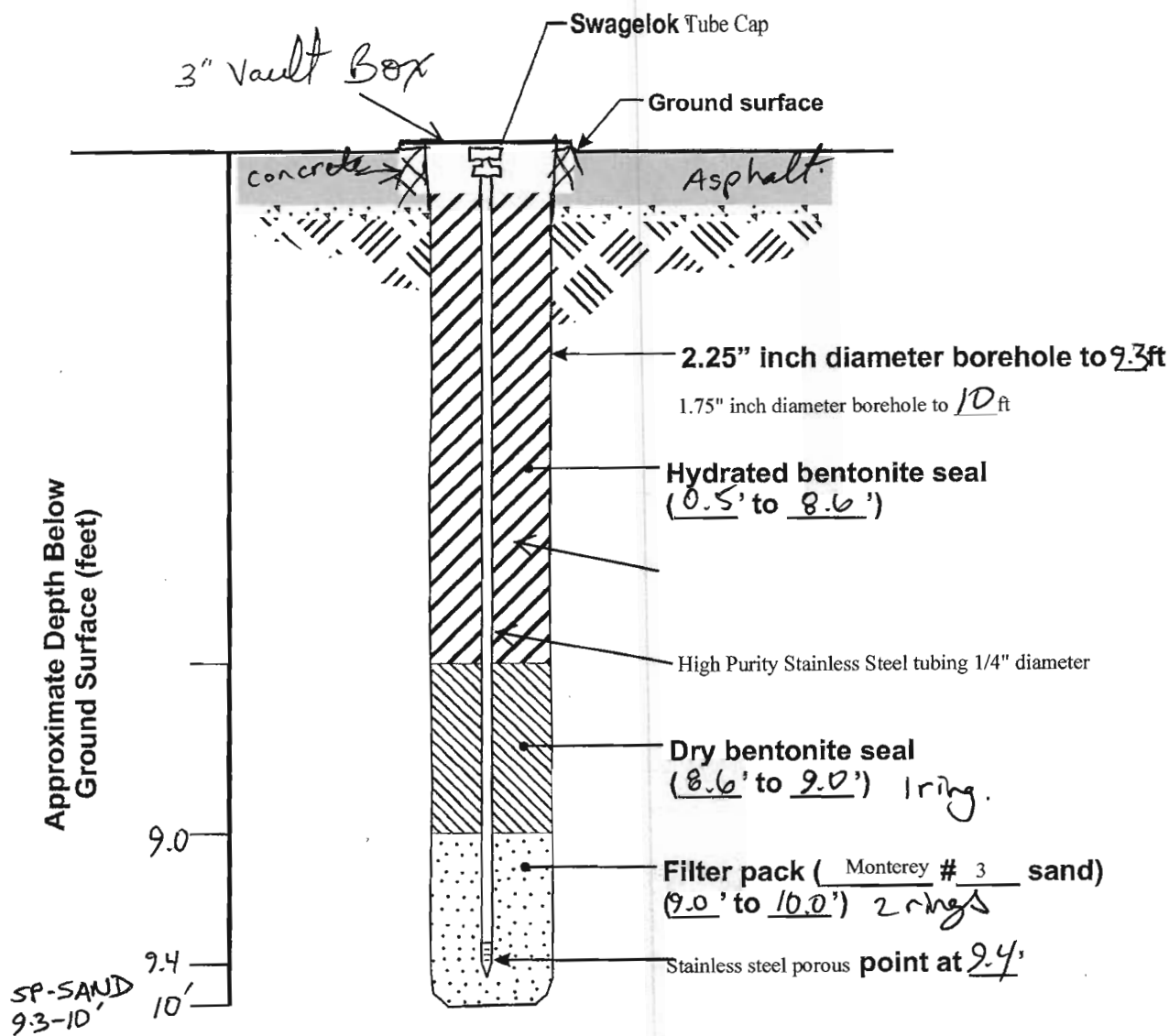
GROUND ELEVATION _____ BORING DEPTH 5 ft.

LATITUDE _____ LONGITUDE _____

GROUND WATER LEVELS:▼ AT TIME OF DRILLING Not Encountered▼ AT END OF DRILLING Not Encountered

This log is a part of a report by Cornerstone Earth Group, and should not be used as a stand-alone document. This description applies only to the location of the exploration at the time of drilling. Subsurface conditions may differ at other locations and may change at this location with time. The description presented is a simplification of actual conditions encountered. Transitions between soil types may be gradual.

ELEVATION (ft)	DEPTH (ft)	SYMBOL	DESCRIPTION	N-Value (uncorrected) blows per foot	Sample Type and Interval	Sample Submitted for Laboratory Analysis	Percent Recovery (%)	OVN Reading (ppm)	Odors or Discoloration	Notes
	0		3 inches asphalt concrete over 5 inches aggregate base			x		10.2		
			Sandy Lean Clay with Gravel (CL) [Fill] medium stiff, moist, light brown, fine to coarse sand, fine subangular to subrounded gravel			x	80	0		
	5		Sandy Lean Clay (CL) medium stiff, moist, brown, fine to medium sand							
			Lean Clay with Sand (CL) medium stiff, moist, brown, fine to medium sand							
			Bottom of Boring at 5.0 feet.							
	10									
	15									
	20									
	25									
	30									



Soil Vapor Probe Construction Detail: Typical

Not to Scale

Meridian/Parkmoor/Race Sealed @ 1320



**CORNERSTONE
EARTH GROUP**

Soil Vapor Probe Construction Detail

SV-1

Project Number

CEG-190

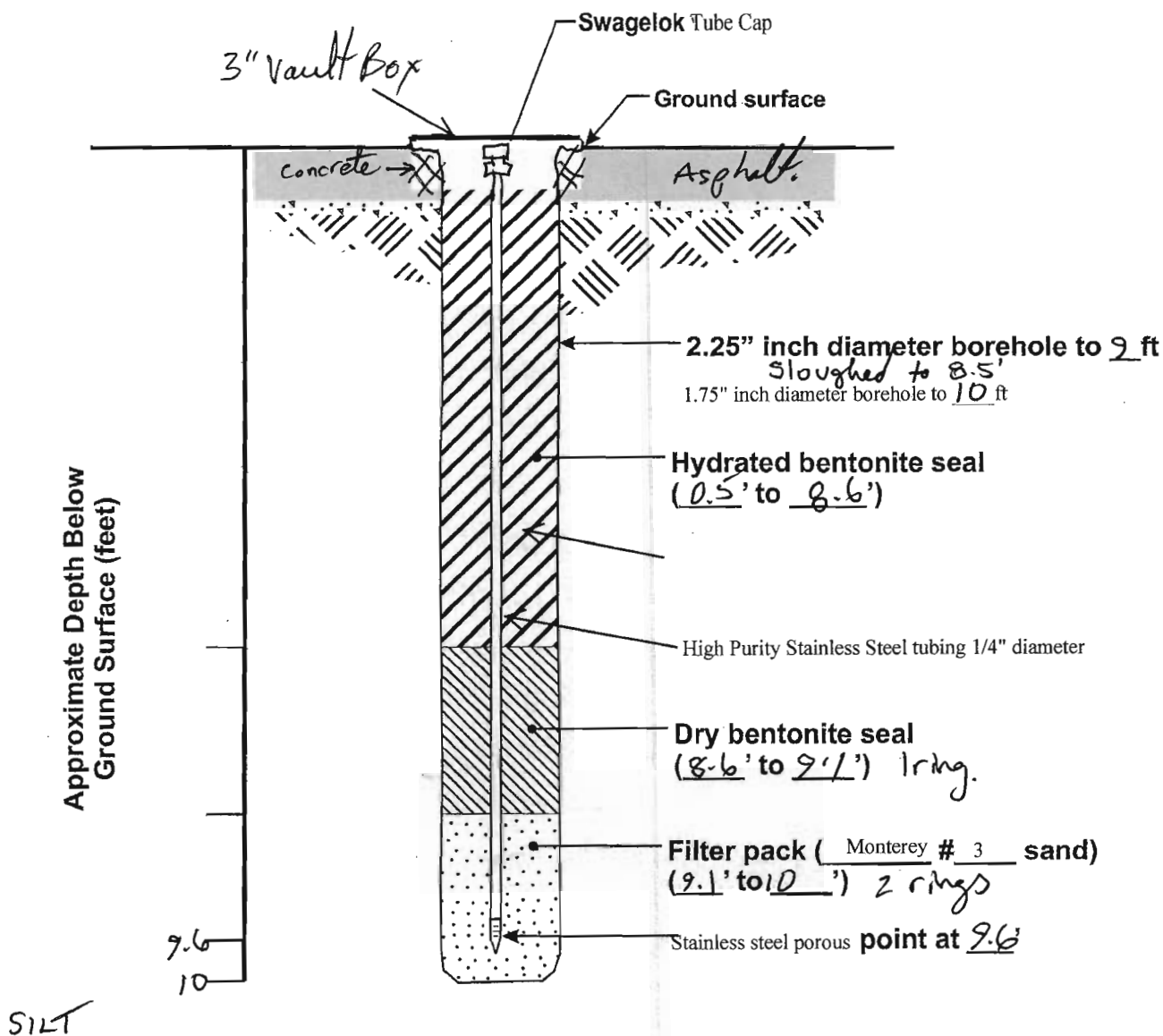
Figure Number

Date

11-26-19

Drawn By

ELL



Soil Vapor Probe Construction Detail: Typical
Not to Scale

Meridian/Anderson/Race

Sealed @ 1540



**CORNERSTONE
EARTH GROUP**

Soil Vapor Probe Construction Detail

SV-2

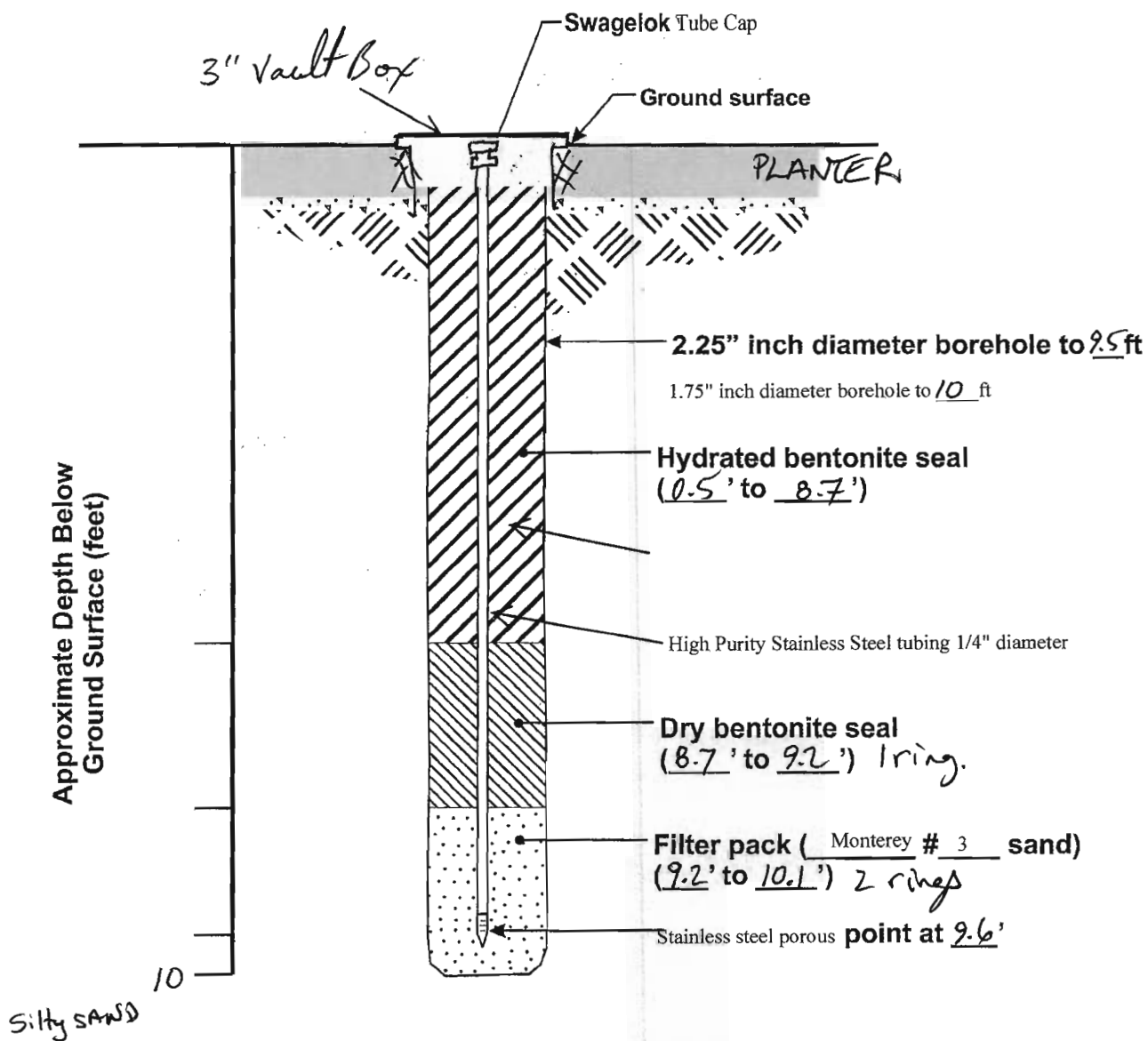
Project Number

CEG-190

Figure Number

Date 11-6-19

Drawn By FLL



Soil Vapor Probe Construction Detail: Typical

Not to Scale

Meridian / Parkmoor / Race

Sealed @ 2:10



**CORNERSTONE
EARTH GROUP**

Soil Vapor Probe Construction Detail

SV-3

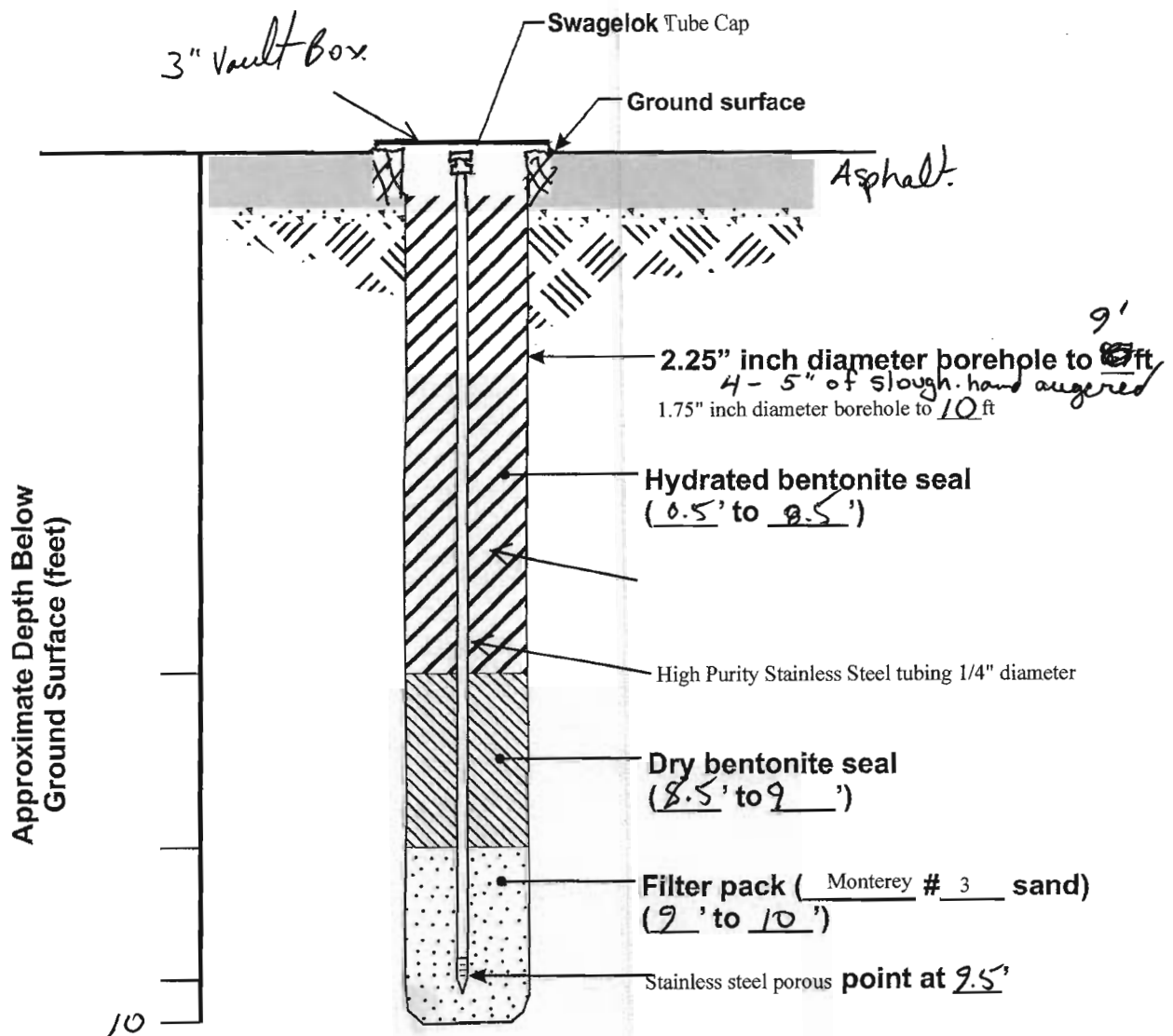
Project Number

CEG-190

Figure Number

Date 11-6-19

Drawn By FLL



Soil Vapor Probe Construction Detail: Typical

Not to Scale

meridian / Parkmoor / Race

Sealed @ 12:40



**CORNERSTONE
EARTH GROUP**

Soil Vapor Probe Construction Detail

SV-4

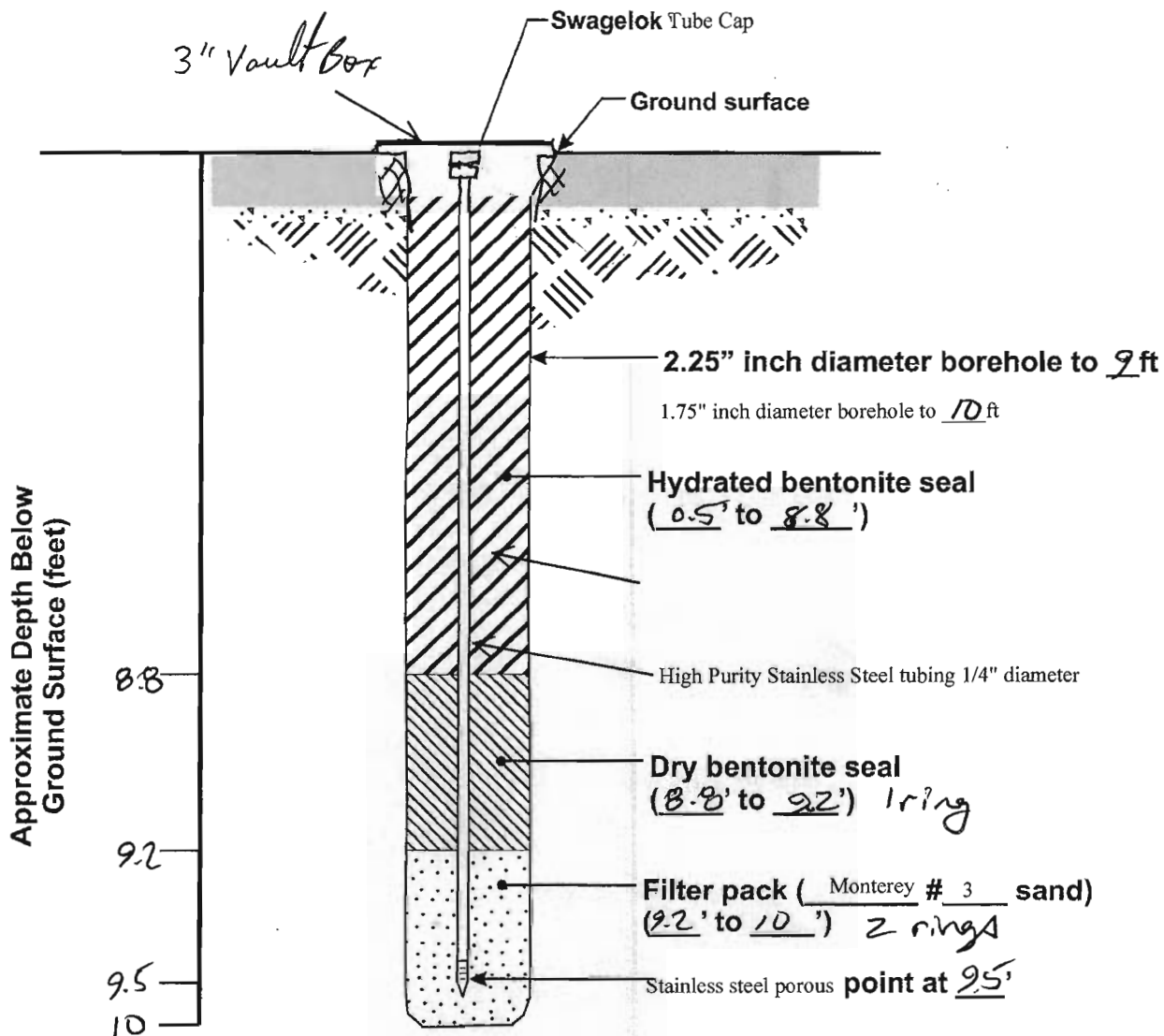
Project Number

CEG-190

Figure Number

Date 11-6-19

Drawn By FLL



Soil Vapor Probe Construction Detail: Typical

Not to Scale

Meridian/Parkmoor/Race

Sealed @ 1455



**CORNERSTONE
EARTH GROUP**

Soil Vapor Probe Construction Detail

SV-5

Project Number

CEG-190

Figure Number

Date

11-6-19

Drawn By

FLL

Soil Vapor/Sub-Slab Sampling Data Sheet

Client: _____
 Facility: Meridian/Parkmoor/Race St. SJ
 Address: _____

Project Number: CEG-190
 Date: 11-8-19
 Sampler: Ross Tinline
 Weather: Sunny - Moderate

Note: All vacuum (Vac) readings in "Hg unless noted

Location: <u>SV-4</u>	Pressure Differentials: sub-slab/indoor: _____ indoor/outdoor: _____								
Purge Calculation & Target Volume: 2 rings Sand = $308.8\text{ mL} \times 2 \times 37\% \text{ porosity} = 228.5\text{ mL}$ 1 ring dry bentonite = $308.8\text{ mL} \times 50\% \text{ porosity} = 154.4\text{ mL}$ 12' 1/4" tubing including manifold = $6\text{ mL/ft} \times 13 = 78\text{ mL}$ \therefore 3 pore volumes = 1382 mL or reduction of 6.91" Hg in 6L purge can									
Start Time	Initial Vac	End Time	Final Vac	Back Vac	Notes: (Passed / completed / purge volume removed)				
Vac Test 12:22	23.20	12:34	23.15		Held sufficiently tight				
Purge 12:42	29.80	12:55	22.89	2"	Completed. 2" back vac.				
Sampling 12:57	30	13:04		See below					
Measurements during sampling - Drops IPA in Shroud = <u>11</u>									
Time	<u>12</u>	<u>1258</u>	<u>1259</u>	<u>1300</u>	<u>1301</u>	<u>1302</u>	<u>1303</u>	<u>1304</u>	<u>END</u>
Vac	<u>28</u>	<u>24</u>	<u>22</u>	<u>20</u>	<u>18</u>	<u>16</u>	<u>12</u>	<u>9</u>	<u>6</u>
PID ppmv	<u>1.8</u>	<u>6.6</u>	<u>6.8</u>	<u>8.3</u>	<u>10.7</u>	<u>12.9</u>	<u>15.4</u>	<u>17.6</u>	<u>18.5</u>
Back Vac									
Notes: or additional measurements									

Location: <u>SV-1</u>	Pressure Differentials: sub-slab/indoor: _____ indoor/outdoor: _____						
Purge Calculation & Target Volume: Purge as previous or 1382 mL or 6.91" Hg in 6L purge can							
Start Time	Initial Vac	End Time	Final Vac	Back Vac	Notes: (Passed / completed / purge volume removed)		
Vac Test 13:15	22.72	13:20	22.66		Held sufficiently tight.		
Purge 13:22	22.98	13:36	16.67	0"Hg	Complete		
Sampling 13:38	29	13:44	4.0	See below			
Measurements during sampling - Drops IPA in Shroud = <u>10</u>							
Time	<u>1339</u>	<u>1340</u>	<u>1341</u>	<u>1342</u>	<u>1343</u>	<u>1344</u>	<u>END</u>
Vac	<u>25</u>	<u>22</u>	<u>19</u>	<u>17</u>	<u>15</u>	<u>13</u>	<u>11</u>
PID ppmv	<u>0.2</u>	<u>1.0</u>	<u>1.8</u>	<u>2.2</u>	<u>2.9</u>	<u>3.9</u>	<u>5.4</u>
Back Vac							
Notes: or additional measurements							

Soil Vapor/Sub-Slab Sampling Data Sheet

Client: _____
 Facility: Meridian/Rose/Parkmoor
 Address: _____

Project Number: CEG-190
 Date: 11-8-19
 Sampler: Ross Tinline
 Weather: _____

Location: SV-3 Note: All vacuum (Vac) readings in "Hg

Purge Calculation & Target Volume: Purge as previous on 1382 mL or 6.91" Hg vac loss in 6L purge can.

	Start Time	Initial Vac	End Time	Final Vac	Back Vac	Notes: (Passed / completed / purge volume removed)
Vac Test	<u>13:55</u>	<u>15.86</u>	<u>14:08</u>	<u>15.88</u>		<u>Held tight</u>
Purge	<u>14:10</u>	<u>15.91</u>	<u>14:20</u>	<u>9.00</u>	<u>0</u>	
Sampling	<u>14:21</u>	<u>29</u>	<u>14:27</u>	<u>4</u>	See below	

Measurements during sampling - Drops IPA in Shroud = 11

Time	<u>1422</u>	<u>1423</u>	<u>1424</u>	<u>1425</u>	<u>1426</u>	<u>1427</u>	<u>END.</u>
Vac	<u>26</u>	<u>24</u>	<u>20</u>	<u>18</u>	<u>15</u>	<u>13</u>	<u>11</u>
PID ppmv	<u>0.6</u>	<u>2.0</u>	<u>3.7</u>	<u>3.6</u>	<u>4.6</u>	<u>5.3</u>	<u>5.3</u>
Back Vac							

Notes: or additional measurements

Location: SV-5

Purge Calculation & Target Volume: Purge as previous on reduction of 6.91" Hg in 6L purge can.
125-20-45 20.29" Hg

	Start Time	Initial Vac	End Time	Final Vac	Back Vac	Notes: (Passed / completed / purge volume removed)
Vac Test	<u>14:40</u>	<u>19.83</u>	<u>15:03</u>	<u>20.23</u>		<u>Changed summary after slight leaking.</u>
Purge	<u>15:05</u>	<u>19.58</u>	<u>15:14</u>	<u>12.67</u>	<u>0</u>	<u>Completed. and tightened purge line.</u>
Sampling	<u>15:16</u>	<u>29</u>	<u>15:22</u>	<u>4</u>	See below	<u>Finally held tight.</u>

Measurements during sampling - Drops IPA in Shroud = 11

Time	<u>1517</u>	<u>1518</u>	<u>1519</u>	<u>1520</u>	<u>1521</u>	<u>1522</u>	<u>END</u>
Vac	<u>25</u>	<u>23</u>	<u>21</u>	<u>18</u>	<u>16</u>	<u>14</u>	<u>12</u>
PID ppmv	<u>0.6</u>	<u>2.1</u>	<u>4.1</u>	<u>3.7</u>	<u>4.5</u>	<u>8.4</u>	<u>8.8</u>
Back Vac							

Notes: or additional measurements

Location: SV-2

Purge Calculation & Target Volume: Purge as previous on 1382 mL or 6.91" Hg vac loss in 6L purge can.

	Start Time	Initial Vac	End Time	Final Vac	Back Vac	Notes: (Passed / completed / purge volume removed)
Vac Test	<u>15:28</u>	<u>12.72</u>	<u>15:53</u>	<u>12.76</u>		<u>Held tight</u>
Purge	<u>16:00</u>	<u>12.75</u>	<u>16:13</u>	<u>5.84</u>	<u>2</u>	<u>Completed.</u>
Sampling	<u>16:15</u>	<u>28</u>	<u>16:21</u>	<u>4</u>	See below	

Measurements during sampling - Drops IPA in Shroud = 11

Time	<u>1616</u>	<u>1617</u>	<u>1618</u>	<u>1619</u>	<u>1620</u>	<u>1621</u>	<u>END.</u>
Vac	<u>22</u>	<u>18</u>	<u>16</u>	<u>13</u>	<u>11</u>	<u>10</u>	<u>8</u>
PID ppmv	<u>0.6</u>	<u>3.2</u>	<u>2.4</u>	<u>4.4</u>	<u>3.4</u>	<u>4.5</u>	<u>5.1</u>
Back Vac							

Notes: or additional measurements

→ Shroud ←

APPENDIX B – LABORATORY ANALYTICAL REPORTS

ANALYTICAL REPORT

Eurofins TestAmerica, Pleasanton
1220 Quarry Lane
Pleasanton, CA 94566
Tel: (925)484-1919


Laboratory Job ID: 720-95939-1

Client Project/Site: Meridian, Parkmoor, and Race St
Revision: 1

For:

Cornerstone Earth Group
1220 Oakland Blvd
Suite 220
Walnut Creek, California 94085

Attn: Nicholas Brettner



Authorized for release by:
11/19/2019 10:38:07 AM

Afsaneh Salimpour, Senior Project Manager
(925)484-1919
afsaneh.salimpour@testamericainc.com

LINKS

Review your project
results through

TotalAccess

Have a Question?



Visit us at:

www.testamericainc.com

This report has been electronically signed and authorized by the signatory. Electronic signature is intended to be the legally binding equivalent of a traditionally handwritten signature.

Results relate only to the items tested and the sample(s) as received by the laboratory.



Table of Contents

Cover Page	1
Table of Contents	2
Definitions/Glossary	3
Case Narrative	4
Detection Summary	6
Client Sample Results	10
Surrogate Summary	26
QC Sample Results	28
QC Association Summary	52
Lab Chronicle	56
Certification Summary	60
Method Summary	61
Sample Summary	62
Chain of Custody	63
Receipt Checklists	69

Definitions/Glossary

Client: Cornerstone Earth Group
Project/Site: Meridian, Parkmoor, and Race St

Job ID: 720-95939-1

Qualifiers

GC/MS VOA

Qualifier	Qualifier Description
*	LCS or LCSD is outside acceptance limits.
F1	MS and/or MSD Recovery is outside acceptance limits.

GC Semi VOA

Qualifier	Qualifier Description
4	MS, MSD: The analyte present in the original sample is greater than 4 times the matrix spike concentration; therefore, control limits are not applicable.
F1	MS and/or MSD Recovery is outside acceptance limits.
F2	MS/MSD RPD exceeds control limits
p	The %RPD between the primary and confirmation column/detector is >40%. The lower value has been reported.

Metals

Qualifier	Qualifier Description
F1	MS and/or MSD Recovery is outside acceptance limits.

Glossary

Abbreviation	These commonly used abbreviations may or may not be present in this report.
□	Listed under the "D" column to designate that the result is reported on a dry weight basis
%R	Percent Recovery
CFL	Contains Free Liquid
CNF	Contains No Free Liquid
DER	Duplicate Error Ratio (normalized absolute difference)
Dil Fac	Dilution Factor
DL	Detection Limit (DoD/DOE)
DL, RA, RE, IN	Indicates a Dilution, Re-analysis, Re-extraction, or additional Initial metals/anion analysis of the sample
DLC	Decision Level Concentration (Radiochemistry)
EDL	Estimated Detection Limit (Dioxin)
LOD	Limit of Detection (DoD/DOE)
LOQ	Limit of Quantitation (DoD/DOE)
MDA	Minimum Detectable Activity (Radiochemistry)
MDC	Minimum Detectable Concentration (Radiochemistry)
MDL	Method Detection Limit
ML	Minimum Level (Dioxin)
NC	Not Calculated
ND	Not Detected at the reporting limit (or MDL or EDL if shown)
PQL	Practical Quantitation Limit
QC	Quality Control
RER	Relative Error Ratio (Radiochemistry)
RL	Reporting Limit or Requested Limit (Radiochemistry)
RPD	Relative Percent Difference, a measure of the relative difference between two points
TEF	Toxicity Equivalent Factor (Dioxin)
TEQ	Toxicity Equivalent Quotient (Dioxin)

Case Narrative

Client: Cornerstone Earth Group
Project/Site: Meridian, Parkmoor, and Race St

Job ID: 720-95939-1

Job ID: 720-95939-1

Laboratory: Eurofins TestAmerica, Pleasanton

Narrative

Narrative 720-95939-1

Revised Report on 11/19/19 for sample ID.

Comments

No additional comments.

Receipt

The samples were received on 11/6/2019 5:50 PM; the samples arrived in good condition, properly preserved and, where required, on ice. The temperatures of the 2 coolers at receipt time were 1.5° C and 3.5° C.

GC/MS VOA

Method 8260B: The following sample(s) was collected in a properly preserved vial; however, the pH was outside the required criteria when verified by the laboratory. The samples were analyzed within the 7-day holding time specified for unpreserved samples: EB-4 (720-95939-17) and EB-5 (720-95939-18).

Method 8260B: The laboratory control sample (LCS) and / or laboratory control sample duplicate (LCSD) for analytical batch 720-276016 recovered outside control limits for the following analytes: 1,1,2,2-Tetrachloroethane and Vinyl acetate. These analytes were biased high in the LCS and were not detected in the associated samples; therefore, the data have been reported.

Method 8260B: The laboratory control sample (LCS) and / or laboratory control sample duplicate (LCSD) for analytical batch 720-276037 recovered outside control limits for the following analytes: Vinyl acetate. These analytes were biased high in the LCS and were not detected in the associated samples; therefore, the data have been reported.

Method 8260B: The matrix spike / matrix spike duplicate (MS/MSD) recoveries for analytical batch 720-276037 were outside control limits. Samples were ND for the affected analytes and the data was reported.

No additional analytical or quality issues were noted, other than those described above or in the Definitions/Glossary page.

GC Semi VOA

Method 8081A: The matrix spike / matrix spike duplicate (MS/MSD) recoveries and precision for preparation batch 720-275976 and analytical batch 720-276121 were outside control limits. Sample matrix interference and/or non-homogeneity are suspected because the associated laboratory control sample / laboratory sample control duplicate (LCS/LCSD) precision was within acceptance limits.

Method 8081A: The %RPD between the primary and confirmation column exceeded 40% for cis-Chlordane for the following sample: EB-4 (0.5-1) (720-95939-1). The lower value(s) has been reported and qualified in accordance with the laboratory's SOP.

No additional analytical or quality issues were noted, other than those described above or in the Definitions/Glossary page.

Metals

Method 6010B: The matrix spike / matrix spike duplicate (MS/MSD) recoveries for preparation batch 720-275836 and analytical batch 720-275926 were outside control limits. Sample matrix interference and/or non-homogeneity are suspected because the associated laboratory control sample (LCS) recovery was within acceptance limits.

Method 6010B: The serial dilution performed for the following sample associated with batch 720-275926 was outside control limits for Cobalt, Chromium, Barium, Nickel and Vanadium: (720-95789-A-1-L SD)

Method 6010B: The following samples were diluted due to the abundance of non-target analytes: EB-4 (0.5-1) (720-95939-1), EB-4 (2.5-3) (720-95939-2), EB-2 (0.5-1) (720-95939-4), EB-2 (2.5-3) (720-95939-5), EB-3 (0-0.5) (720-95939-7), EB-3 (2.5-3) (720-95939-8), EB-5 (0.5-1) (720-95939-9), EB-5 (3-3.5) (720-95939-10), EB-6 (0-0.5) (720-95939-12), EB-6 (3-3.5) (720-95939-13). Elevated reporting limits (RLs) are provided.

No additional analytical or quality issues were noted, other than those described above or in the Definitions/Glossary page.

Organic Prep

Case Narrative

Client: Cornerstone Earth Group
Project/Site: Meridian, Parkmoor, and Race St

Job ID: 720-95939-1

Job ID: 720-95939-1 (Continued)

Laboratory: Eurofins TestAmerica, Pleasanton (Continued)

Method 3510C SGC: Insufficient sample volume was available to perform a matrix spike/matrix spike duplicate (MS/MSD) associated with prep batch 720-275856 for 8015 DRO_SGC (3510).

No additional analytical or quality issues were noted, other than those described above or in the Definitions/Glossary page.

Detection Summary

Client: Cornerstone Earth Group
Project/Site: Meridian, Parkmoor, and Race St

Job ID: 720-95939-1

Client Sample ID: EB-4 (0.5-1)

Lab Sample ID: 720-95939-1

Analyte	Result	Qualifier	RL	MDL	Unit	Dil Fac	D	Method	Prep Type
4,4'-DDT	7.9		1.9		ug/Kg	1		8081A	Total/NA
4,4'-DDE	85		1.9		ug/Kg	1		8081A	Total/NA
4,4'-DDD	12		1.9		ug/Kg	1		8081A	Total/NA
cis-Chlordane	3.9	p	1.9		ug/Kg	1		8081A	Total/NA
trans-Chlordane	6.3		1.9		ug/Kg	1		8081A	Total/NA
Barium	140		1.7		mg/Kg	4		6010B	Total/NA
Beryllium	0.49		0.33		mg/Kg	4		6010B	Total/NA
Chromium	150		1.7		mg/Kg	4		6010B	Total/NA
Cobalt	19		0.67		mg/Kg	4		6010B	Total/NA
Copper	33		5.0		mg/Kg	4		6010B	Total/NA
Lead	15		1.7		mg/Kg	4		6010B	Total/NA
Nickel	220		1.7		mg/Kg	4		6010B	Total/NA
Vanadium	48		1.7		mg/Kg	4		6010B	Total/NA
Zinc	61		5.0		mg/Kg	4		6010B	Total/NA
Mercury	0.59		0.014		mg/Kg	1		7471A	Total/NA

Client Sample ID: EB-4 (2.5-3)

Lab Sample ID: 720-95939-2

Analyte	Result	Qualifier	RL	MDL	Unit	Dil Fac	D	Method	Prep Type
4,4'-DDE	2.4		1.9		ug/Kg	1		8081A	Total/NA
Arsenic	4.9		3.2		mg/Kg	4		6010B	Total/NA
Barium	150		1.6		mg/Kg	4		6010B	Total/NA
Beryllium	0.64		0.32		mg/Kg	4		6010B	Total/NA
Chromium	54		1.6		mg/Kg	4		6010B	Total/NA
Cobalt	13		0.64		mg/Kg	4		6010B	Total/NA
Copper	33		4.8		mg/Kg	4		6010B	Total/NA
Lead	8.7		1.6		mg/Kg	4		6010B	Total/NA
Nickel	69		1.6		mg/Kg	4		6010B	Total/NA
Vanadium	42		1.6		mg/Kg	4		6010B	Total/NA
Zinc	67		4.8		mg/Kg	4		6010B	Total/NA
Mercury	0.068		0.015		mg/Kg	1		7471A	Total/NA

Client Sample ID: EB-2 (0.5-1)

Lab Sample ID: 720-95939-4

Analyte	Result	Qualifier	RL	MDL	Unit	Dil Fac	D	Method	Prep Type
Dieldrin	6.6		2.0		ug/Kg	1		8081A	Total/NA
4,4'-DDE	54		2.0		ug/Kg	1		8081A	Total/NA
4,4'-DDD	15		2.0		ug/Kg	1		8081A	Total/NA
cis-Chlordane	4.6		2.0		ug/Kg	1		8081A	Total/NA
trans-Chlordane	9.7		2.0		ug/Kg	1		8081A	Total/NA
Arsenic	4.9		3.1		mg/Kg	4		6010B	Total/NA
Barium	180		1.6		mg/Kg	4		6010B	Total/NA
Beryllium	0.52		0.31		mg/Kg	4		6010B	Total/NA
Chromium	100		1.6		mg/Kg	4		6010B	Total/NA
Cobalt	19		0.62		mg/Kg	4		6010B	Total/NA
Copper	40		4.7		mg/Kg	4		6010B	Total/NA
Lead	22		1.6		mg/Kg	4		6010B	Total/NA
Nickel	160		1.6		mg/Kg	4		6010B	Total/NA
Vanadium	49		1.6		mg/Kg	4		6010B	Total/NA
Zinc	82		4.7		mg/Kg	4		6010B	Total/NA
Mercury	0.097		0.015		mg/Kg	1		7471A	Total/NA

This Detection Summary does not include radiochemical test results.

Eurofins TestAmerica, Pleasanton

Detection Summary

Client: Cornerstone Earth Group
Project/Site: Meridian, Parkmoor, and Race St

Job ID: 720-95939-1

Client Sample ID: EB-2 (2.5-3)

Lab Sample ID: 720-95939-5

Analyte	Result	Qualifier	RL	MDL	Unit	Dil Fac	D	Method	Prep Type
Arsenic	5.1		3.1		mg/Kg	4		6010B	Total/NA
Barium	180		1.6		mg/Kg	4		6010B	Total/NA
Beryllium	0.83		0.31		mg/Kg	4		6010B	Total/NA
Chromium	64		1.6		mg/Kg	4		6010B	Total/NA
Cobalt	15		0.63		mg/Kg	4		6010B	Total/NA
Copper	37		4.7		mg/Kg	4		6010B	Total/NA
Lead	9.9		1.6		mg/Kg	4		6010B	Total/NA
Nickel	80		1.6		mg/Kg	4		6010B	Total/NA
Vanadium	52		1.6		mg/Kg	4		6010B	Total/NA
Zinc	81		4.7		mg/Kg	4		6010B	Total/NA
Mercury	0.025		0.016		mg/Kg	1		7471A	Total/NA

Client Sample ID: EB-3 (0-0.5)

Lab Sample ID: 720-95939-7

Analyte	Result	Qualifier	RL	MDL	Unit	Dil Fac	D	Method	Prep Type
4,4'-DDT	34		1.9		ug/Kg	1		8081A	Total/NA
4,4'-DDE	280		1.9		ug/Kg	1		8081A	Total/NA
4,4'-DDD	35		1.9		ug/Kg	1		8081A	Total/NA
Antimony	3.5		1.5		mg/Kg	4		6010B	Total/NA
Arsenic	3.3		3.1		mg/Kg	4		6010B	Total/NA
Barium	180		1.5		mg/Kg	4		6010B	Total/NA
Beryllium	0.56		0.31		mg/Kg	4		6010B	Total/NA
Chromium	230		1.5		mg/Kg	4		6010B	Total/NA
Cobalt	25		0.62		mg/Kg	4		6010B	Total/NA
Copper	47		4.6		mg/Kg	4		6010B	Total/NA
Lead	31		1.5		mg/Kg	4		6010B	Total/NA
Nickel	320		1.5		mg/Kg	4		6010B	Total/NA
Vanadium	45		1.5		mg/Kg	4		6010B	Total/NA
Zinc	90		4.6		mg/Kg	4		6010B	Total/NA
Mercury	0.23		0.016		mg/Kg	1		7471A	Total/NA

Client Sample ID: EB-3 (2.5-3)

Lab Sample ID: 720-95939-8

Analyte	Result	Qualifier	RL	MDL	Unit	Dil Fac	D	Method	Prep Type
Arsenic	5.4		3.0		mg/Kg	4		6010B	Total/NA
Barium	180		1.5		mg/Kg	4		6010B	Total/NA
Beryllium	0.78		0.30		mg/Kg	4		6010B	Total/NA
Chromium	64		1.5		mg/Kg	4		6010B	Total/NA
Cobalt	14		0.60		mg/Kg	4		6010B	Total/NA
Copper	39		4.5		mg/Kg	4		6010B	Total/NA
Lead	9.9		1.5		mg/Kg	4		6010B	Total/NA
Nickel	77		1.5		mg/Kg	4		6010B	Total/NA
Vanadium	52		1.5		mg/Kg	4		6010B	Total/NA
Zinc	74		4.5		mg/Kg	4		6010B	Total/NA
Mercury	0.043		0.015		mg/Kg	1		7471A	Total/NA

Client Sample ID: EB-5 (0.5-1)

Lab Sample ID: 720-95939-9

Analyte	Result	Qualifier	RL	MDL	Unit	Dil Fac	D	Method	Prep Type
4,4'-DDE	10		2.0		ug/Kg	1		8081A	Total/NA
Arsenic	6.3		3.2		mg/Kg	4		6010B	Total/NA
Barium	190		1.6		mg/Kg	4		6010B	Total/NA

This Detection Summary does not include radiochemical test results.

Eurofins TestAmerica, Pleasanton

Detection Summary

Client: Cornerstone Earth Group
Project/Site: Meridian, Parkmoor, and Race St

Job ID: 720-95939-1

Client Sample ID: EB-5 (0.5-1) (Continued)

Lab Sample ID: 720-95939-9

Analyte	Result	Qualifier	RL	MDL	Unit	Dil Fac	D	Method	Prep Type
Beryllium	0.86		0.32		mg/Kg	4		6010B	Total/NA
Chromium	69		1.6		mg/Kg	4		6010B	Total/NA
Cobalt	18		0.63		mg/Kg	4		6010B	Total/NA
Copper	46		4.8		mg/Kg	4		6010B	Total/NA
Lead	11		1.6		mg/Kg	4		6010B	Total/NA
Nickel	89		1.6		mg/Kg	4		6010B	Total/NA
Vanadium	57		1.6		mg/Kg	4		6010B	Total/NA
Zinc	88		4.8		mg/Kg	4		6010B	Total/NA
Mercury	0.047		0.016		mg/Kg	1		7471A	Total/NA

Client Sample ID: EB-5 (3-3.5)

Lab Sample ID: 720-95939-10

Analyte	Result	Qualifier	RL	MDL	Unit	Dil Fac	D	Method	Prep Type
Arsenic	5.5		3.4		mg/Kg	4		6010B	Total/NA
Barium	150		1.7		mg/Kg	4		6010B	Total/NA
Beryllium	0.67		0.34		mg/Kg	4		6010B	Total/NA
Chromium	57		1.7		mg/Kg	4		6010B	Total/NA
Cobalt	14		0.67		mg/Kg	4		6010B	Total/NA
Copper	34		5.0		mg/Kg	4		6010B	Total/NA
Lead	9.2		1.7		mg/Kg	4		6010B	Total/NA
Nickel	74		1.7		mg/Kg	4		6010B	Total/NA
Vanadium	47		1.7		mg/Kg	4		6010B	Total/NA
Zinc	67		5.0		mg/Kg	4		6010B	Total/NA
Mercury	0.070		0.015		mg/Kg	1		7471A	Total/NA

Client Sample ID: EB-6 (0-0.5)

Lab Sample ID: 720-95939-12

Analyte	Result	Qualifier	RL	MDL	Unit	Dil Fac	D	Method	Prep Type
4,4'-DDD	8.4		2.0		ug/Kg	1		8081A	Total/NA
Antimony	4.4		1.6		mg/Kg	4		6010B	Total/NA
Barium	110		1.6		mg/Kg	4		6010B	Total/NA
Beryllium	0.46		0.32		mg/Kg	4		6010B	Total/NA
Chromium	400		1.6		mg/Kg	4		6010B	Total/NA
Cobalt	27		0.65		mg/Kg	4		6010B	Total/NA
Copper	30		4.8		mg/Kg	4		6010B	Total/NA
Lead	17		1.6		mg/Kg	4		6010B	Total/NA
Nickel	390		1.6		mg/Kg	4		6010B	Total/NA
Vanadium	46		1.6		mg/Kg	4		6010B	Total/NA
Zinc	64		4.8		mg/Kg	4		6010B	Total/NA
Mercury	0.091		0.016		mg/Kg	1		7471A	Total/NA

Client Sample ID: EB-6 (3-3.5)

Lab Sample ID: 720-95939-13

Analyte	Result	Qualifier	RL	MDL	Unit	Dil Fac	D	Method	Prep Type
4,4'-DDE	18		1.9		ug/Kg	1		8081A	Total/NA
4,4'-DDD	3.7		1.9		ug/Kg	1		8081A	Total/NA
Arsenic	3.3		3.3		mg/Kg	4		6010B	Total/NA
Barium	120		1.7		mg/Kg	4		6010B	Total/NA
Beryllium	0.49		0.33		mg/Kg	4		6010B	Total/NA
Chromium	120		1.7		mg/Kg	4		6010B	Total/NA
Cobalt	18		0.66		mg/Kg	4		6010B	Total/NA
Copper	32		5.0		mg/Kg	4		6010B	Total/NA

This Detection Summary does not include radiochemical test results.

Eurofins TestAmerica, Pleasanton

Detection Summary

Client: Cornerstone Earth Group
Project/Site: Meridian, Parkmoor, and Race St

Job ID: 720-95939-1

Client Sample ID: EB-6 (3-3.5) (Continued)

Lab Sample ID: 720-95939-13

Analyte	Result	Qualifier	RL	MDL	Unit	Dil Fac	D	Method	Prep Type
Lead	20		1.7		mg/Kg	4		6010B	Total/NA
Nickel	170		1.7		mg/Kg	4		6010B	Total/NA
Vanadium	50		1.7		mg/Kg	4		6010B	Total/NA
Zinc	66		5.0		mg/Kg	4		6010B	Total/NA
Mercury	0.054		0.015		mg/Kg	1		7471A	Total/NA

Client Sample ID: EB-4

Lab Sample ID: 720-95939-17

No Detections.

Client Sample ID: EB-5

Lab Sample ID: 720-95939-18

No Detections.

Client Sample ID: EB-3

Lab Sample ID: 720-95939-19

No Detections.

This Detection Summary does not include radiochemical test results.

Eurofins TestAmerica, Pleasanton

Client Sample Results

Client: Cornerstone Earth Group
Project/Site: Meridian, Parkmoor, and Race St

Job ID: 720-95939-1

Client Sample ID: EB-4 (0.5-1)

Lab Sample ID: 720-95939-1

Date Collected: 11/06/19 09:07

Matrix: Solid

Date Received: 11/06/19 17:50

Method: 8081A - Organochlorine Pesticides (GC)

Analyte	Result	Qualifier	RL	MDL	Unit	D	Prepared	Analyzed	Dil Fac
Aldrin	ND		1.9		ug/Kg		11/11/19 08:50	11/13/19 16:54	1
Dieldrin	ND		1.9		ug/Kg		11/11/19 08:50	11/13/19 16:54	1
Endrin aldehyde	ND		1.9		ug/Kg		11/11/19 08:50	11/13/19 16:54	1
Endrin	ND		1.9		ug/Kg		11/11/19 08:50	11/13/19 16:54	1
Endrin ketone	ND	F1 F2	1.9		ug/Kg		11/11/19 08:50	11/13/19 16:54	1
Heptachlor	ND		1.9		ug/Kg		11/11/19 08:50	11/13/19 16:54	1
Heptachlor epoxide	ND		1.9		ug/Kg		11/11/19 08:50	11/13/19 16:54	1
4,4'-DDT	7.9		1.9		ug/Kg		11/11/19 08:50	11/13/19 16:54	1
4,4'-DDE	85		1.9		ug/Kg		11/11/19 08:50	11/13/19 16:54	1
4,4'-DDD	12		1.9		ug/Kg		11/11/19 08:50	11/13/19 16:54	1
Endosulfan I	ND		1.9		ug/Kg		11/11/19 08:50	11/13/19 16:54	1
Endosulfan II	ND		1.9		ug/Kg		11/11/19 08:50	11/13/19 16:54	1
alpha-BHC	ND		1.9		ug/Kg		11/11/19 08:50	11/13/19 16:54	1
beta-BHC	ND		1.9		ug/Kg		11/11/19 08:50	11/13/19 16:54	1
gamma-BHC (Lindane)	ND		1.9		ug/Kg		11/11/19 08:50	11/13/19 16:54	1
delta-BHC	ND		1.9		ug/Kg		11/11/19 08:50	11/13/19 16:54	1
Endosulfan sulfate	ND		1.9		ug/Kg		11/11/19 08:50	11/13/19 16:54	1
Methoxychlor	ND	F1 F2	1.9		ug/Kg		11/11/19 08:50	11/13/19 16:54	1
Toxaphene	ND		39		ug/Kg		11/11/19 08:50	11/13/19 16:54	1
Chlordane (technical)	ND		39		ug/Kg		11/11/19 08:50	11/13/19 16:54	1
cis-Chlordane	3.9	p	1.9		ug/Kg		11/11/19 08:50	11/13/19 16:54	1
trans-Chlordane	6.3		1.9		ug/Kg		11/11/19 08:50	11/13/19 16:54	1

Surrogate	%Recovery	Qualifier	Limits	Prepared	Analyzed	Dil Fac
Tetrachloro-m-xylene	75		21 - 145	11/11/19 08:50	11/13/19 16:54	1
DCB Decachlorobiphenyl	67	p	21 - 136	11/11/19 08:50	11/13/19 16:54	1

Method: 6010B - Metals (ICP)

Analyte	Result	Qualifier	RL	MDL	Unit	D	Prepared	Analyzed	Dil Fac
Antimony	ND		1.7		mg/Kg		11/07/19 13:56	11/08/19 13:26	4
Arsenic	ND		3.3		mg/Kg		11/07/19 13:56	11/08/19 13:26	4
Barium	140		1.7		mg/Kg		11/07/19 13:56	11/08/19 13:26	4
Beryllium	0.49		0.33		mg/Kg		11/07/19 13:56	11/08/19 13:26	4
Cadmium	ND		0.42		mg/Kg		11/07/19 13:56	11/08/19 13:26	4
Chromium	150		1.7		mg/Kg		11/07/19 13:56	11/08/19 13:26	4
Cobalt	19		0.67		mg/Kg		11/07/19 13:56	11/08/19 13:26	4
Copper	33		5.0		mg/Kg		11/07/19 13:56	11/08/19 13:26	4
Lead	15		1.7		mg/Kg		11/07/19 13:56	11/08/19 13:26	4
Molybdenum	ND		1.7		mg/Kg		11/07/19 13:56	11/08/19 13:26	4
Nickel	220		1.7		mg/Kg		11/07/19 13:56	11/08/19 13:26	4
Selenium	ND		3.3		mg/Kg		11/07/19 13:56	11/08/19 13:26	4
Silver	ND		0.83		mg/Kg		11/07/19 13:56	11/08/19 13:26	4
Thallium	ND		1.7		mg/Kg		11/07/19 13:56	11/08/19 13:26	4
Vanadium	48		1.7		mg/Kg		11/07/19 13:56	11/08/19 13:26	4
Zinc	61		5.0		mg/Kg		11/07/19 13:56	11/08/19 13:26	4

Method: 7471A - Mercury (CVAA)

Analyte	Result	Qualifier	RL	MDL	Unit	D	Prepared	Analyzed	Dil Fac
Mercury	0.59		0.014		mg/Kg		11/07/19 16:05	11/11/19 15:04	1

Eurofins TestAmerica, Pleasanton

Client Sample Results

Client: Cornerstone Earth Group
Project/Site: Meridian, Parkmoor, and Race St

Job ID: 720-95939-1

Client Sample ID: EB-4 (2.5-3)

Lab Sample ID: 720-95939-2

Date Collected: 11/06/19 09:09

Matrix: Solid

Date Received: 11/06/19 17:50

Method: 8081A - Organochlorine Pesticides (GC)

Analyte	Result	Qualifier	RL	MDL	Unit	D	Prepared	Analyzed	Dil Fac
Aldrin	ND		1.9		ug/Kg		11/11/19 08:50	11/13/19 17:13	1
Dieldrin	ND		1.9		ug/Kg		11/11/19 08:50	11/13/19 17:13	1
Endrin aldehyde	ND		1.9		ug/Kg		11/11/19 08:50	11/13/19 17:13	1
Endrin	ND		1.9		ug/Kg		11/11/19 08:50	11/13/19 17:13	1
Endrin ketone	ND		1.9		ug/Kg		11/11/19 08:50	11/13/19 17:13	1
Heptachlor	ND		1.9		ug/Kg		11/11/19 08:50	11/13/19 17:13	1
Heptachlor epoxide	ND		1.9		ug/Kg		11/11/19 08:50	11/13/19 17:13	1
4,4'-DDT	ND		1.9		ug/Kg		11/11/19 08:50	11/13/19 17:13	1
4,4'-DDE	2.4		1.9		ug/Kg		11/11/19 08:50	11/13/19 17:13	1
4,4'-DDD	ND		1.9		ug/Kg		11/11/19 08:50	11/13/19 17:13	1
Endosulfan I	ND		1.9		ug/Kg		11/11/19 08:50	11/13/19 17:13	1
Endosulfan II	ND		1.9		ug/Kg		11/11/19 08:50	11/13/19 17:13	1
alpha-BHC	ND		1.9		ug/Kg		11/11/19 08:50	11/13/19 17:13	1
beta-BHC	ND		1.9		ug/Kg		11/11/19 08:50	11/13/19 17:13	1
gamma-BHC (Lindane)	ND		1.9		ug/Kg		11/11/19 08:50	11/13/19 17:13	1
delta-BHC	ND		1.9		ug/Kg		11/11/19 08:50	11/13/19 17:13	1
Endosulfan sulfate	ND		1.9		ug/Kg		11/11/19 08:50	11/13/19 17:13	1
Methoxychlor	ND		1.9		ug/Kg		11/11/19 08:50	11/13/19 17:13	1
Toxaphene	ND		39		ug/Kg		11/11/19 08:50	11/13/19 17:13	1
Chlordane (technical)	ND		39		ug/Kg		11/11/19 08:50	11/13/19 17:13	1
cis-Chlordane	ND		1.9		ug/Kg		11/11/19 08:50	11/13/19 17:13	1
trans-Chlordane	ND		1.9		ug/Kg		11/11/19 08:50	11/13/19 17:13	1

Surrogate	%Recovery	Qualifier	Limits	Prepared	Analyzed	Dil Fac
Tetrachloro-m-xylene	74		21 - 145	11/11/19 08:50	11/13/19 17:13	1
DCB Decachlorobiphenyl	72		21 - 136	11/11/19 08:50	11/13/19 17:13	1

Method: 6010B - Metals (ICP)

Analyte	Result	Qualifier	RL	MDL	Unit	D	Prepared	Analyzed	Dil Fac
Antimony	ND		1.6		mg/Kg		11/07/19 13:56	11/08/19 13:30	4
Arsenic	4.9		3.2		mg/Kg		11/07/19 13:56	11/08/19 13:30	4
Barium	150		1.6		mg/Kg		11/07/19 13:56	11/08/19 13:30	4
Beryllium	0.64		0.32		mg/Kg		11/07/19 13:56	11/08/19 13:30	4
Cadmium	ND		0.40		mg/Kg		11/07/19 13:56	11/08/19 13:30	4
Chromium	54		1.6		mg/Kg		11/07/19 13:56	11/08/19 13:30	4
Cobalt	13		0.64		mg/Kg		11/07/19 13:56	11/08/19 13:30	4
Copper	33		4.8		mg/Kg		11/07/19 13:56	11/08/19 13:30	4
Lead	8.7		1.6		mg/Kg		11/07/19 13:56	11/08/19 13:30	4
Molybdenum	ND		1.6		mg/Kg		11/07/19 13:56	11/08/19 13:30	4
Nickel	69		1.6		mg/Kg		11/07/19 13:56	11/08/19 13:30	4
Selenium	ND		3.2		mg/Kg		11/07/19 13:56	11/08/19 13:30	4
Silver	ND		0.80		mg/Kg		11/07/19 13:56	11/08/19 13:30	4
Thallium	ND		1.6		mg/Kg		11/07/19 13:56	11/08/19 13:30	4
Vanadium	42		1.6		mg/Kg		11/07/19 13:56	11/08/19 13:30	4
Zinc	67		4.8		mg/Kg		11/07/19 13:56	11/08/19 13:30	4

Method: 7471A - Mercury (CVAA)

Analyte	Result	Qualifier	RL	MDL	Unit	D	Prepared	Analyzed	Dil Fac
Mercury	0.068		0.015		mg/Kg		11/07/19 16:05	11/11/19 14:37	1

Eurofins TestAmerica, Pleasanton

Client Sample Results

Client: Cornerstone Earth Group
Project/Site: Meridian, Parkmoor, and Race St

Job ID: 720-95939-1

Client Sample ID: EB-2 (0.5-1)

Lab Sample ID: 720-95939-4

Date Collected: 11/06/19 09:55

Matrix: Solid

Date Received: 11/06/19 17:50

Method: 8081A - Organochlorine Pesticides (GC)

Analyte	Result	Qualifier	RL	MDL	Unit	D	Prepared	Analyzed	Dil Fac
Aldrin	ND		2.0		ug/Kg		11/11/19 08:50	11/13/19 17:32	1
Dieldrin	6.6		2.0		ug/Kg		11/11/19 08:50	11/13/19 17:32	1
Endrin aldehyde	ND		2.0		ug/Kg		11/11/19 08:50	11/13/19 17:32	1
Endrin	ND		2.0		ug/Kg		11/11/19 08:50	11/13/19 17:32	1
Endrin ketone	ND		2.0		ug/Kg		11/11/19 08:50	11/13/19 17:32	1
Heptachlor	ND		2.0		ug/Kg		11/11/19 08:50	11/13/19 17:32	1
Heptachlor epoxide	ND		2.0		ug/Kg		11/11/19 08:50	11/13/19 17:32	1
4,4'-DDT	ND		2.0		ug/Kg		11/11/19 08:50	11/13/19 17:32	1
4,4'-DDE	54		2.0		ug/Kg		11/11/19 08:50	11/13/19 17:32	1
4,4'-DDD	15		2.0		ug/Kg		11/11/19 08:50	11/13/19 17:32	1
Endosulfan I	ND		2.0		ug/Kg		11/11/19 08:50	11/13/19 17:32	1
Endosulfan II	ND		2.0		ug/Kg		11/11/19 08:50	11/13/19 17:32	1
alpha-BHC	ND		2.0		ug/Kg		11/11/19 08:50	11/13/19 17:32	1
beta-BHC	ND		2.0		ug/Kg		11/11/19 08:50	11/13/19 17:32	1
gamma-BHC (Lindane)	ND		2.0		ug/Kg		11/11/19 08:50	11/13/19 17:32	1
delta-BHC	ND		2.0		ug/Kg		11/11/19 08:50	11/13/19 17:32	1
Endosulfan sulfate	ND		2.0		ug/Kg		11/11/19 08:50	11/13/19 17:32	1
Methoxychlor	ND		2.0		ug/Kg		11/11/19 08:50	11/13/19 17:32	1
Toxaphene	ND		39		ug/Kg		11/11/19 08:50	11/13/19 17:32	1
Chlordane (technical)	ND		39		ug/Kg		11/11/19 08:50	11/13/19 17:32	1
cis-Chlordane	4.6		2.0		ug/Kg		11/11/19 08:50	11/13/19 17:32	1
trans-Chlordane	9.7		2.0		ug/Kg		11/11/19 08:50	11/13/19 17:32	1

Surrogate	%Recovery	Qualifier	Limits	Prepared	Analyzed	Dil Fac
Tetrachloro-m-xylene	76		21 - 145	11/11/19 08:50	11/13/19 17:32	1
DCB Decachlorobiphenyl	84		21 - 136	11/11/19 08:50	11/13/19 17:32	1

Method: 6010B - Metals (ICP)

Analyte	Result	Qualifier	RL	MDL	Unit	D	Prepared	Analyzed	Dil Fac
Antimony	ND		1.6		mg/Kg		11/07/19 13:56	11/08/19 13:35	4
Arsenic	4.9		3.1		mg/Kg		11/07/19 13:56	11/08/19 13:35	4
Barium	180		1.6		mg/Kg		11/07/19 13:56	11/08/19 13:35	4
Beryllium	0.52		0.31		mg/Kg		11/07/19 13:56	11/08/19 13:35	4
Cadmium	ND		0.39		mg/Kg		11/07/19 13:56	11/08/19 13:35	4
Chromium	100		1.6		mg/Kg		11/07/19 13:56	11/08/19 13:35	4
Cobalt	19		0.62		mg/Kg		11/07/19 13:56	11/08/19 13:35	4
Copper	40		4.7		mg/Kg		11/07/19 13:56	11/08/19 13:35	4
Lead	22		1.6		mg/Kg		11/07/19 13:56	11/08/19 13:35	4
Molybdenum	ND		1.6		mg/Kg		11/07/19 13:56	11/08/19 13:35	4
Nickel	160		1.6		mg/Kg		11/07/19 13:56	11/08/19 13:35	4
Selenium	ND		3.1		mg/Kg		11/07/19 13:56	11/08/19 13:35	4
Silver	ND		0.78		mg/Kg		11/07/19 13:56	11/08/19 13:35	4
Thallium	ND		1.6		mg/Kg		11/07/19 13:56	11/08/19 13:35	4
Vanadium	49		1.6		mg/Kg		11/07/19 13:56	11/08/19 13:35	4
Zinc	82		4.7		mg/Kg		11/07/19 13:56	11/08/19 13:35	4

Method: 7471A - Mercury (CVAA)

Analyte	Result	Qualifier	RL	MDL	Unit	D	Prepared	Analyzed	Dil Fac
Mercury	0.097		0.015		mg/Kg		11/08/19 12:45	11/14/19 13:51	1

Eurofins TestAmerica, Pleasanton

Client Sample Results

Client: Cornerstone Earth Group
Project/Site: Meridian, Parkmoor, and Race St

Job ID: 720-95939-1

Client Sample ID: EB-2 (2.5-3)

Lab Sample ID: 720-95939-5

Date Collected: 11/06/19 09:57

Matrix: Solid

Date Received: 11/06/19 17:50

Method: 8081A - Organochlorine Pesticides (GC)

Analyte	Result	Qualifier	RL	MDL	Unit	D	Prepared	Analyzed	Dil Fac
Aldrin	ND		1.9		ug/Kg		11/11/19 08:50	11/13/19 17:51	1
Dieldrin	ND		1.9		ug/Kg		11/11/19 08:50	11/13/19 17:51	1
Endrin aldehyde	ND		1.9		ug/Kg		11/11/19 08:50	11/13/19 17:51	1
Endrin	ND		1.9		ug/Kg		11/11/19 08:50	11/13/19 17:51	1
Endrin ketone	ND		1.9		ug/Kg		11/11/19 08:50	11/13/19 17:51	1
Heptachlor	ND		1.9		ug/Kg		11/11/19 08:50	11/13/19 17:51	1
Heptachlor epoxide	ND		1.9		ug/Kg		11/11/19 08:50	11/13/19 17:51	1
4,4'-DDT	ND		1.9		ug/Kg		11/11/19 08:50	11/13/19 17:51	1
4,4'-DDE	ND		1.9		ug/Kg		11/11/19 08:50	11/13/19 17:51	1
4,4'-DDD	ND		1.9		ug/Kg		11/11/19 08:50	11/13/19 17:51	1
Endosulfan I	ND		1.9		ug/Kg		11/11/19 08:50	11/13/19 17:51	1
Endosulfan II	ND		1.9		ug/Kg		11/11/19 08:50	11/13/19 17:51	1
alpha-BHC	ND		1.9		ug/Kg		11/11/19 08:50	11/13/19 17:51	1
beta-BHC	ND		1.9		ug/Kg		11/11/19 08:50	11/13/19 17:51	1
gamma-BHC (Lindane)	ND		1.9		ug/Kg		11/11/19 08:50	11/13/19 17:51	1
delta-BHC	ND		1.9		ug/Kg		11/11/19 08:50	11/13/19 17:51	1
Endosulfan sulfate	ND		1.9		ug/Kg		11/11/19 08:50	11/13/19 17:51	1
Methoxychlor	ND		1.9		ug/Kg		11/11/19 08:50	11/13/19 17:51	1
Toxaphene	ND		38		ug/Kg		11/11/19 08:50	11/13/19 17:51	1
Chlordane (technical)	ND		38		ug/Kg		11/11/19 08:50	11/13/19 17:51	1
cis-Chlordane	ND		1.9		ug/Kg		11/11/19 08:50	11/13/19 17:51	1
trans-Chlordane	ND		1.9		ug/Kg		11/11/19 08:50	11/13/19 17:51	1

Surrogate	%Recovery	Qualifier	Limits	Prepared	Analyzed	Dil Fac
Tetrachloro-m-xylene	75		21 - 145	11/11/19 08:50	11/13/19 17:51	1
DCB Decachlorobiphenyl	70		21 - 136	11/11/19 08:50	11/13/19 17:51	1

Method: 6010B - Metals (ICP)

Analyte	Result	Qualifier	RL	MDL	Unit	D	Prepared	Analyzed	Dil Fac
Antimony	ND		1.6		mg/Kg		11/07/19 13:56	11/08/19 13:40	4
Arsenic	5.1		3.1		mg/Kg		11/07/19 13:56	11/08/19 13:40	4
Barium	180		1.6		mg/Kg		11/07/19 13:56	11/08/19 13:40	4
Beryllium	0.83		0.31		mg/Kg		11/07/19 13:56	11/08/19 13:40	4
Cadmium	ND		0.39		mg/Kg		11/07/19 13:56	11/08/19 13:40	4
Chromium	64		1.6		mg/Kg		11/07/19 13:56	11/08/19 13:40	4
Cobalt	15		0.63		mg/Kg		11/07/19 13:56	11/08/19 13:40	4
Copper	37		4.7		mg/Kg		11/07/19 13:56	11/08/19 13:40	4
Lead	9.9		1.6		mg/Kg		11/07/19 13:56	11/08/19 13:40	4
Molybdenum	ND		1.6		mg/Kg		11/07/19 13:56	11/08/19 13:40	4
Nickel	80		1.6		mg/Kg		11/07/19 13:56	11/08/19 13:40	4
Selenium	ND		3.1		mg/Kg		11/07/19 13:56	11/08/19 13:40	4
Silver	ND		0.79		mg/Kg		11/07/19 13:56	11/08/19 13:40	4
Thallium	ND		1.6		mg/Kg		11/07/19 13:56	11/08/19 13:40	4
Vanadium	52		1.6		mg/Kg		11/07/19 13:56	11/08/19 13:40	4
Zinc	81		4.7		mg/Kg		11/07/19 13:56	11/08/19 13:40	4

Method: 7471A - Mercury (CVAA)

Analyte	Result	Qualifier	RL	MDL	Unit	D	Prepared	Analyzed	Dil Fac
Mercury	0.025		0.016		mg/Kg		11/08/19 12:45	11/14/19 14:09	1

Eurofins TestAmerica, Pleasanton

Client Sample Results

Client: Cornerstone Earth Group
Project/Site: Meridian, Parkmoor, and Race St

Job ID: 720-95939-1

Client Sample ID: EB-3 (0-0.5)

Lab Sample ID: 720-95939-7

Date Collected: 11/06/19 10:17

Matrix: Solid

Date Received: 11/06/19 17:50

Method: 8081A - Organochlorine Pesticides (GC)

Analyte	Result	Qualifier	RL	MDL	Unit	D	Prepared	Analyzed	Dil Fac
Aldrin	ND		1.9		ug/Kg		11/11/19 08:50	11/13/19 18:10	1
Dieldrin	ND		1.9		ug/Kg		11/11/19 08:50	11/13/19 18:10	1
Endrin aldehyde	ND		1.9		ug/Kg		11/11/19 08:50	11/13/19 18:10	1
Endrin	ND		1.9		ug/Kg		11/11/19 08:50	11/13/19 18:10	1
Endrin ketone	ND		1.9		ug/Kg		11/11/19 08:50	11/13/19 18:10	1
Heptachlor	ND		1.9		ug/Kg		11/11/19 08:50	11/13/19 18:10	1
Heptachlor epoxide	ND		1.9		ug/Kg		11/11/19 08:50	11/13/19 18:10	1
4,4'-DDT	34		1.9		ug/Kg		11/11/19 08:50	11/13/19 18:10	1
4,4'-DDE	280		1.9		ug/Kg		11/11/19 08:50	11/13/19 18:10	1
4,4'-DDD	35		1.9		ug/Kg		11/11/19 08:50	11/13/19 18:10	1
Endosulfan I	ND		1.9		ug/Kg		11/11/19 08:50	11/13/19 18:10	1
Endosulfan II	ND		1.9		ug/Kg		11/11/19 08:50	11/13/19 18:10	1
alpha-BHC	ND		1.9		ug/Kg		11/11/19 08:50	11/13/19 18:10	1
beta-BHC	ND		1.9		ug/Kg		11/11/19 08:50	11/13/19 18:10	1
gamma-BHC (Lindane)	ND		1.9		ug/Kg		11/11/19 08:50	11/13/19 18:10	1
delta-BHC	ND		1.9		ug/Kg		11/11/19 08:50	11/13/19 18:10	1
Endosulfan sulfate	ND		1.9		ug/Kg		11/11/19 08:50	11/13/19 18:10	1
Methoxychlor	ND		1.9		ug/Kg		11/11/19 08:50	11/13/19 18:10	1
Toxaphene	ND		39		ug/Kg		11/11/19 08:50	11/13/19 18:10	1
Chlordane (technical)	ND		39		ug/Kg		11/11/19 08:50	11/13/19 18:10	1
cis-Chlordane	ND		1.9		ug/Kg		11/11/19 08:50	11/13/19 18:10	1
trans-Chlordane	ND		1.9		ug/Kg		11/11/19 08:50	11/13/19 18:10	1

Surrogate	%Recovery	Qualifier	Limits	Prepared	Analyzed	Dil Fac
Tetrachloro-m-xylene	76		21 - 145	11/11/19 08:50	11/13/19 18:10	1
DCB Decachlorobiphenyl	81		21 - 136	11/11/19 08:50	11/13/19 18:10	1

Method: 6010B - Metals (ICP)

Analyte	Result	Qualifier	RL	MDL	Unit	D	Prepared	Analyzed	Dil Fac
Antimony	3.5		1.5		mg/Kg		11/07/19 13:56	11/08/19 13:45	4
Arsenic	3.3		3.1		mg/Kg		11/07/19 13:56	11/08/19 13:45	4
Barium	180		1.5		mg/Kg		11/07/19 13:56	11/08/19 13:45	4
Beryllium	0.56		0.31		mg/Kg		11/07/19 13:56	11/08/19 13:45	4
Cadmium	ND		0.38		mg/Kg		11/07/19 13:56	11/08/19 13:45	4
Chromium	230		1.5		mg/Kg		11/07/19 13:56	11/08/19 13:45	4
Cobalt	25		0.62		mg/Kg		11/07/19 13:56	11/08/19 13:45	4
Copper	47		4.6		mg/Kg		11/07/19 13:56	11/08/19 13:45	4
Lead	31		1.5		mg/Kg		11/07/19 13:56	11/08/19 13:45	4
Molybdenum	ND		1.5		mg/Kg		11/07/19 13:56	11/08/19 13:45	4
Nickel	320		1.5		mg/Kg		11/07/19 13:56	11/08/19 13:45	4
Selenium	ND		3.1		mg/Kg		11/07/19 13:56	11/08/19 13:45	4
Silver	ND		0.77		mg/Kg		11/07/19 13:56	11/08/19 13:45	4
Thallium	ND		1.5		mg/Kg		11/07/19 13:56	11/08/19 13:45	4
Vanadium	45		1.5		mg/Kg		11/07/19 13:56	11/08/19 13:45	4
Zinc	90		4.6		mg/Kg		11/07/19 13:56	11/08/19 13:45	4

Method: 7471A - Mercury (CVAA)

Analyte	Result	Qualifier	RL	MDL	Unit	D	Prepared	Analyzed	Dil Fac
Mercury	0.23		0.016		mg/Kg		11/08/19 12:45	11/14/19 13:53	1

Eurofins TestAmerica, Pleasanton

Client Sample Results

Client: Cornerstone Earth Group
Project/Site: Meridian, Parkmoor, and Race St

Job ID: 720-95939-1

Client Sample ID: EB-3 (2.5-3)

Lab Sample ID: 720-95939-8

Date Collected: 11/06/19 10:19

Matrix: Solid

Date Received: 11/06/19 17:50

Method: 8081A - Organochlorine Pesticides (GC)

Analyte	Result	Qualifier	RL	MDL	Unit	D	Prepared	Analyzed	Dil Fac
Aldrin	ND		1.9		ug/Kg		11/11/19 08:50	11/13/19 18:29	1
Dieldrin	ND		1.9		ug/Kg		11/11/19 08:50	11/13/19 18:29	1
Endrin aldehyde	ND		1.9		ug/Kg		11/11/19 08:50	11/13/19 18:29	1
Endrin	ND		1.9		ug/Kg		11/11/19 08:50	11/13/19 18:29	1
Endrin ketone	ND		1.9		ug/Kg		11/11/19 08:50	11/13/19 18:29	1
Heptachlor	ND		1.9		ug/Kg		11/11/19 08:50	11/13/19 18:29	1
Heptachlor epoxide	ND		1.9		ug/Kg		11/11/19 08:50	11/13/19 18:29	1
4,4'-DDT	ND		1.9		ug/Kg		11/11/19 08:50	11/13/19 18:29	1
4,4'-DDE	ND		1.9		ug/Kg		11/11/19 08:50	11/13/19 18:29	1
4,4'-DDD	ND		1.9		ug/Kg		11/11/19 08:50	11/13/19 18:29	1
Endosulfan I	ND		1.9		ug/Kg		11/11/19 08:50	11/13/19 18:29	1
Endosulfan II	ND		1.9		ug/Kg		11/11/19 08:50	11/13/19 18:29	1
alpha-BHC	ND		1.9		ug/Kg		11/11/19 08:50	11/13/19 18:29	1
beta-BHC	ND		1.9		ug/Kg		11/11/19 08:50	11/13/19 18:29	1
gamma-BHC (Lindane)	ND		1.9		ug/Kg		11/11/19 08:50	11/13/19 18:29	1
delta-BHC	ND		1.9		ug/Kg		11/11/19 08:50	11/13/19 18:29	1
Endosulfan sulfate	ND		1.9		ug/Kg		11/11/19 08:50	11/13/19 18:29	1
Methoxychlor	ND		1.9		ug/Kg		11/11/19 08:50	11/13/19 18:29	1
Toxaphene	ND		39		ug/Kg		11/11/19 08:50	11/13/19 18:29	1
Chlordane (technical)	ND		39		ug/Kg		11/11/19 08:50	11/13/19 18:29	1
cis-Chlordane	ND		1.9		ug/Kg		11/11/19 08:50	11/13/19 18:29	1
trans-Chlordane	ND		1.9		ug/Kg		11/11/19 08:50	11/13/19 18:29	1

Surrogate	%Recovery	Qualifier	Limits	Prepared	Analyzed	Dil Fac
Tetrachloro-m-xylene	78		21 - 145	11/11/19 08:50	11/13/19 18:29	1
DCB Decachlorobiphenyl	66		21 - 136	11/11/19 08:50	11/13/19 18:29	1

Method: 6010B - Metals (ICP)

Analyte	Result	Qualifier	RL	MDL	Unit	D	Prepared	Analyzed	Dil Fac
Antimony	ND		1.5		mg/Kg		11/07/19 13:56	11/08/19 13:49	4
Arsenic	5.4		3.0		mg/Kg		11/07/19 13:56	11/08/19 13:49	4
Barium	180		1.5		mg/Kg		11/07/19 13:56	11/08/19 13:49	4
Beryllium	0.78		0.30		mg/Kg		11/07/19 13:56	11/08/19 13:49	4
Cadmium	ND		0.38		mg/Kg		11/07/19 13:56	11/08/19 13:49	4
Chromium	64		1.5		mg/Kg		11/07/19 13:56	11/08/19 13:49	4
Cobalt	14		0.60		mg/Kg		11/07/19 13:56	11/08/19 13:49	4
Copper	39		4.5		mg/Kg		11/07/19 13:56	11/08/19 13:49	4
Lead	9.9		1.5		mg/Kg		11/07/19 13:56	11/08/19 13:49	4
Molybdenum	ND		1.5		mg/Kg		11/07/19 13:56	11/08/19 13:49	4
Nickel	77		1.5		mg/Kg		11/07/19 13:56	11/08/19 13:49	4
Selenium	ND		3.0		mg/Kg		11/07/19 13:56	11/08/19 13:49	4
Silver	ND		0.75		mg/Kg		11/07/19 13:56	11/08/19 13:49	4
Thallium	ND		1.5		mg/Kg		11/07/19 13:56	11/08/19 13:49	4
Vanadium	52		1.5		mg/Kg		11/07/19 13:56	11/08/19 13:49	4
Zinc	74		4.5		mg/Kg		11/07/19 13:56	11/08/19 13:49	4

Method: 7471A - Mercury (CVAA)

Analyte	Result	Qualifier	RL	MDL	Unit	D	Prepared	Analyzed	Dil Fac
Mercury	0.043		0.015		mg/Kg		11/08/19 12:45	11/14/19 14:02	1

Eurofins TestAmerica, Pleasanton

Client Sample Results

Client: Cornerstone Earth Group
Project/Site: Meridian, Parkmoor, and Race St

Job ID: 720-95939-1

Client Sample ID: EB-5 (0.5-1)

Lab Sample ID: 720-95939-9

Date Collected: 11/06/19 10:53

Matrix: Solid

Date Received: 11/06/19 17:50

Method: 8081A - Organochlorine Pesticides (GC)

Analyte	Result	Qualifier	RL	MDL	Unit	D	Prepared	Analyzed	Dil Fac
Aldrin	ND		2.0		ug/Kg		11/11/19 08:50	11/13/19 18:48	1
Dieldrin	ND		2.0		ug/Kg		11/11/19 08:50	11/13/19 18:48	1
Endrin aldehyde	ND		2.0		ug/Kg		11/11/19 08:50	11/13/19 18:48	1
Endrin	ND		2.0		ug/Kg		11/11/19 08:50	11/13/19 18:48	1
Endrin ketone	ND		2.0		ug/Kg		11/11/19 08:50	11/13/19 18:48	1
Heptachlor	ND		2.0		ug/Kg		11/11/19 08:50	11/13/19 18:48	1
Heptachlor epoxide	ND		2.0		ug/Kg		11/11/19 08:50	11/13/19 18:48	1
4,4'-DDT	ND		2.0		ug/Kg		11/11/19 08:50	11/13/19 18:48	1
4,4'-DDE	10		2.0		ug/Kg		11/11/19 08:50	11/13/19 18:48	1
4,4'-DDD	ND		2.0		ug/Kg		11/11/19 08:50	11/13/19 18:48	1
Endosulfan I	ND		2.0		ug/Kg		11/11/19 08:50	11/13/19 18:48	1
Endosulfan II	ND		2.0		ug/Kg		11/11/19 08:50	11/13/19 18:48	1
alpha-BHC	ND		2.0		ug/Kg		11/11/19 08:50	11/13/19 18:48	1
beta-BHC	ND		2.0		ug/Kg		11/11/19 08:50	11/13/19 18:48	1
gamma-BHC (Lindane)	ND		2.0		ug/Kg		11/11/19 08:50	11/13/19 18:48	1
delta-BHC	ND		2.0		ug/Kg		11/11/19 08:50	11/13/19 18:48	1
Endosulfan sulfate	ND		2.0		ug/Kg		11/11/19 08:50	11/13/19 18:48	1
Methoxychlor	ND		2.0		ug/Kg		11/11/19 08:50	11/13/19 18:48	1
Toxaphene	ND		39		ug/Kg		11/11/19 08:50	11/13/19 18:48	1
Chlordane (technical)	ND		39		ug/Kg		11/11/19 08:50	11/13/19 18:48	1
cis-Chlordane	ND		2.0		ug/Kg		11/11/19 08:50	11/13/19 18:48	1
trans-Chlordane	ND		2.0		ug/Kg		11/11/19 08:50	11/13/19 18:48	1

Surrogate	%Recovery	Qualifier	Limits	Prepared	Analyzed	Dil Fac
Tetrachloro-m-xylene	76		21 - 145	11/11/19 08:50	11/13/19 18:48	1
DCB Decachlorobiphenyl	65		21 - 136	11/11/19 08:50	11/13/19 18:48	1

Method: 6010B - Metals (ICP)

Analyte	Result	Qualifier	RL	MDL	Unit	D	Prepared	Analyzed	Dil Fac
Antimony	ND		1.6		mg/Kg		11/07/19 13:56	11/08/19 14:04	4
Arsenic	6.3		3.2		mg/Kg		11/07/19 13:56	11/08/19 14:04	4
Barium	190		1.6		mg/Kg		11/07/19 13:56	11/08/19 14:04	4
Beryllium	0.86		0.32		mg/Kg		11/07/19 13:56	11/08/19 14:04	4
Cadmium	ND		0.40		mg/Kg		11/07/19 13:56	11/08/19 14:04	4
Chromium	69		1.6		mg/Kg		11/07/19 13:56	11/08/19 14:04	4
Cobalt	18		0.63		mg/Kg		11/07/19 13:56	11/08/19 14:04	4
Copper	46		4.8		mg/Kg		11/07/19 13:56	11/08/19 14:04	4
Lead	11		1.6		mg/Kg		11/07/19 13:56	11/08/19 14:04	4
Molybdenum	ND		1.6		mg/Kg		11/07/19 13:56	11/08/19 14:04	4
Nickel	89		1.6		mg/Kg		11/07/19 13:56	11/08/19 14:04	4
Selenium	ND		3.2		mg/Kg		11/07/19 13:56	11/08/19 14:04	4
Silver	ND		0.79		mg/Kg		11/07/19 13:56	11/08/19 14:04	4
Thallium	ND		1.6		mg/Kg		11/07/19 13:56	11/08/19 14:04	4
Vanadium	57		1.6		mg/Kg		11/07/19 13:56	11/08/19 14:04	4
Zinc	88		4.8		mg/Kg		11/07/19 13:56	11/08/19 14:04	4

Method: 7471A - Mercury (CVAA)

Analyte	Result	Qualifier	RL	MDL	Unit	D	Prepared	Analyzed	Dil Fac
Mercury	0.047		0.016		mg/Kg		11/08/19 12:45	11/14/19 14:00	1

Eurofins TestAmerica, Pleasanton

Client Sample Results

Client: Cornerstone Earth Group
Project/Site: Meridian, Parkmoor, and Race St

Job ID: 720-95939-1

Client Sample ID: EB-5 (3-3.5)

Lab Sample ID: 720-95939-10

Date Collected: 11/06/19 10:56

Matrix: Solid

Date Received: 11/06/19 17:50

Method: 8081A - Organochlorine Pesticides (GC)

Analyte	Result	Qualifier	RL	MDL	Unit	D	Prepared	Analyzed	Dil Fac
Aldrin	ND		2.0		ug/Kg		11/11/19 08:50	11/13/19 19:07	1
Dieldrin	ND		2.0		ug/Kg		11/11/19 08:50	11/13/19 19:07	1
Endrin aldehyde	ND		2.0		ug/Kg		11/11/19 08:50	11/13/19 19:07	1
Endrin	ND		2.0		ug/Kg		11/11/19 08:50	11/13/19 19:07	1
Endrin ketone	ND		2.0		ug/Kg		11/11/19 08:50	11/13/19 19:07	1
Heptachlor	ND		2.0		ug/Kg		11/11/19 08:50	11/13/19 19:07	1
Heptachlor epoxide	ND		2.0		ug/Kg		11/11/19 08:50	11/13/19 19:07	1
4,4'-DDT	ND		2.0		ug/Kg		11/11/19 08:50	11/13/19 19:07	1
4,4'-DDE	ND		2.0		ug/Kg		11/11/19 08:50	11/13/19 19:07	1
4,4'-DDD	ND		2.0		ug/Kg		11/11/19 08:50	11/13/19 19:07	1
Endosulfan I	ND		2.0		ug/Kg		11/11/19 08:50	11/13/19 19:07	1
Endosulfan II	ND		2.0		ug/Kg		11/11/19 08:50	11/13/19 19:07	1
alpha-BHC	ND		2.0		ug/Kg		11/11/19 08:50	11/13/19 19:07	1
beta-BHC	ND		2.0		ug/Kg		11/11/19 08:50	11/13/19 19:07	1
gamma-BHC (Lindane)	ND		2.0		ug/Kg		11/11/19 08:50	11/13/19 19:07	1
delta-BHC	ND		2.0		ug/Kg		11/11/19 08:50	11/13/19 19:07	1
Endosulfan sulfate	ND		2.0		ug/Kg		11/11/19 08:50	11/13/19 19:07	1
Methoxychlor	ND		2.0		ug/Kg		11/11/19 08:50	11/13/19 19:07	1
Toxaphene	ND		40		ug/Kg		11/11/19 08:50	11/13/19 19:07	1
Chlordane (technical)	ND		40		ug/Kg		11/11/19 08:50	11/13/19 19:07	1
cis-Chlordane	ND		2.0		ug/Kg		11/11/19 08:50	11/13/19 19:07	1
trans-Chlordane	ND		2.0		ug/Kg		11/11/19 08:50	11/13/19 19:07	1

Surrogate	%Recovery	Qualifier	Limits	Prepared	Analyzed	Dil Fac
Tetrachloro-m-xylene	67		21 - 145	11/11/19 08:50	11/13/19 19:07	1
DCB Decachlorobiphenyl	64		21 - 136	11/11/19 08:50	11/13/19 19:07	1

Method: 6010B - Metals (ICP)

Analyte	Result	Qualifier	RL	MDL	Unit	D	Prepared	Analyzed	Dil Fac
Antimony	ND		1.7		mg/Kg		11/07/19 13:56	11/08/19 14:09	4
Arsenic	5.5		3.4		mg/Kg		11/07/19 13:56	11/08/19 14:09	4
Barium	150		1.7		mg/Kg		11/07/19 13:56	11/08/19 14:09	4
Beryllium	0.67		0.34		mg/Kg		11/07/19 13:56	11/08/19 14:09	4
Cadmium	ND		0.42		mg/Kg		11/07/19 13:56	11/08/19 14:09	4
Chromium	57		1.7		mg/Kg		11/07/19 13:56	11/08/19 14:09	4
Cobalt	14		0.67		mg/Kg		11/07/19 13:56	11/08/19 14:09	4
Copper	34		5.0		mg/Kg		11/07/19 13:56	11/08/19 14:09	4
Lead	9.2		1.7		mg/Kg		11/07/19 13:56	11/08/19 14:09	4
Molybdenum	ND		1.7		mg/Kg		11/07/19 13:56	11/08/19 14:09	4
Nickel	74		1.7		mg/Kg		11/07/19 13:56	11/08/19 14:09	4
Selenium	ND		3.4		mg/Kg		11/07/19 13:56	11/08/19 14:09	4
Silver	ND		0.84		mg/Kg		11/07/19 13:56	11/08/19 14:09	4
Thallium	ND		1.7		mg/Kg		11/07/19 13:56	11/08/19 14:09	4
Vanadium	47		1.7		mg/Kg		11/07/19 13:56	11/08/19 14:09	4
Zinc	67		5.0		mg/Kg		11/07/19 13:56	11/08/19 14:09	4

Method: 7471A - Mercury (CVAA)

Analyte	Result	Qualifier	RL	MDL	Unit	D	Prepared	Analyzed	Dil Fac
Mercury	0.070		0.015		mg/Kg		11/08/19 12:45	11/14/19 13:59	1

Eurofins TestAmerica, Pleasanton

Client Sample Results

Client: Cornerstone Earth Group
Project/Site: Meridian, Parkmoor, and Race St

Job ID: 720-95939-1

Client Sample ID: EB-6 (0-0.5)

Lab Sample ID: 720-95939-12

Date Collected: 11/06/19 12:37

Matrix: Solid

Date Received: 11/06/19 17:50

Method: 8081A - Organochlorine Pesticides (GC)

Analyte	Result	Qualifier	RL	MDL	Unit	D	Prepared	Analyzed	Dil Fac
Aldrin	ND		2.0		ug/Kg		11/11/19 08:50	11/13/19 19:26	1
Dieldrin	ND		2.0		ug/Kg		11/11/19 08:50	11/13/19 19:26	1
Endrin aldehyde	ND		2.0		ug/Kg		11/11/19 08:50	11/13/19 19:26	1
Endrin	ND		2.0		ug/Kg		11/11/19 08:50	11/13/19 19:26	1
Endrin ketone	ND		2.0		ug/Kg		11/11/19 08:50	11/13/19 19:26	1
Heptachlor	ND		2.0		ug/Kg		11/11/19 08:50	11/13/19 19:26	1
Heptachlor epoxide	ND		2.0		ug/Kg		11/11/19 08:50	11/13/19 19:26	1
4,4'-DDT	ND		2.0		ug/Kg		11/11/19 08:50	11/13/19 19:26	1
4,4'-DDE	ND		2.0		ug/Kg		11/11/19 08:50	11/13/19 19:26	1
4,4'-DDD	8.4		2.0		ug/Kg		11/11/19 08:50	11/13/19 19:26	1
Endosulfan I	ND		2.0		ug/Kg		11/11/19 08:50	11/13/19 19:26	1
Endosulfan II	ND		2.0		ug/Kg		11/11/19 08:50	11/13/19 19:26	1
alpha-BHC	ND		2.0		ug/Kg		11/11/19 08:50	11/13/19 19:26	1
beta-BHC	ND		2.0		ug/Kg		11/11/19 08:50	11/13/19 19:26	1
gamma-BHC (Lindane)	ND		2.0		ug/Kg		11/11/19 08:50	11/13/19 19:26	1
delta-BHC	ND		2.0		ug/Kg		11/11/19 08:50	11/13/19 19:26	1
Endosulfan sulfate	ND		2.0		ug/Kg		11/11/19 08:50	11/13/19 19:26	1
Methoxychlor	ND		2.0		ug/Kg		11/11/19 08:50	11/13/19 19:26	1
Toxaphene	ND		39		ug/Kg		11/11/19 08:50	11/13/19 19:26	1
Chlordane (technical)	ND		39		ug/Kg		11/11/19 08:50	11/13/19 19:26	1
cis-Chlordane	ND		2.0		ug/Kg		11/11/19 08:50	11/13/19 19:26	1
trans-Chlordane	ND		2.0		ug/Kg		11/11/19 08:50	11/13/19 19:26	1

Surrogate	%Recovery	Qualifier	Limits	Prepared	Analyzed	Dil Fac
Tetrachloro-m-xylene	80		21 - 145	11/11/19 08:50	11/13/19 19:26	1
DCB Decachlorobiphenyl	85		21 - 136	11/11/19 08:50	11/13/19 19:26	1

Method: 6010B - Metals (ICP)

Analyte	Result	Qualifier	RL	MDL	Unit	D	Prepared	Analyzed	Dil Fac
Antimony	4.4		1.6		mg/Kg		11/07/19 13:56	11/08/19 14:13	4
Arsenic	ND		3.2		mg/Kg		11/07/19 13:56	11/08/19 14:13	4
Barium	110		1.6		mg/Kg		11/07/19 13:56	11/08/19 14:13	4
Beryllium	0.46		0.32		mg/Kg		11/07/19 13:56	11/08/19 14:13	4
Cadmium	ND		0.40		mg/Kg		11/07/19 13:56	11/08/19 14:13	4
Chromium	400		1.6		mg/Kg		11/07/19 13:56	11/08/19 14:13	4
Cobalt	27		0.65		mg/Kg		11/07/19 13:56	11/08/19 14:13	4
Copper	30		4.8		mg/Kg		11/07/19 13:56	11/08/19 14:13	4
Lead	17		1.6		mg/Kg		11/07/19 13:56	11/08/19 14:13	4
Molybdenum	ND		1.6		mg/Kg		11/07/19 13:56	11/08/19 14:13	4
Nickel	390		1.6		mg/Kg		11/07/19 13:56	11/08/19 14:13	4
Selenium	ND		3.2		mg/Kg		11/07/19 13:56	11/08/19 14:13	4
Silver	ND		0.81		mg/Kg		11/07/19 13:56	11/08/19 14:13	4
Thallium	ND		1.6		mg/Kg		11/07/19 13:56	11/08/19 14:13	4
Vanadium	46		1.6		mg/Kg		11/07/19 13:56	11/08/19 14:13	4
Zinc	64		4.8		mg/Kg		11/07/19 13:56	11/08/19 14:13	4

Method: 7471A - Mercury (CVAA)

Analyte	Result	Qualifier	RL	MDL	Unit	D	Prepared	Analyzed	Dil Fac
Mercury	0.091		0.016		mg/Kg		11/08/19 12:45	11/14/19 14:06	1

Eurofins TestAmerica, Pleasanton

Client Sample Results

Client: Cornerstone Earth Group
Project/Site: Meridian, Parkmoor, and Race St

Job ID: 720-95939-1

Client Sample ID: EB-6 (3-3.5)

Lab Sample ID: 720-95939-13

Date Collected: 11/06/19 12:38

Matrix: Solid

Date Received: 11/06/19 17:50

Method: 8081A - Organochlorine Pesticides (GC)

Analyte	Result	Qualifier	RL	MDL	Unit	D	Prepared	Analyzed	Dil Fac
Aldrin	ND		1.9		ug/Kg		11/11/19 08:50	11/13/19 19:45	1
Dieldrin	ND		1.9		ug/Kg		11/11/19 08:50	11/13/19 19:45	1
Endrin aldehyde	ND		1.9		ug/Kg		11/11/19 08:50	11/13/19 19:45	1
Endrin	ND		1.9		ug/Kg		11/11/19 08:50	11/13/19 19:45	1
Endrin ketone	ND		1.9		ug/Kg		11/11/19 08:50	11/13/19 19:45	1
Heptachlor	ND		1.9		ug/Kg		11/11/19 08:50	11/13/19 19:45	1
Heptachlor epoxide	ND		1.9		ug/Kg		11/11/19 08:50	11/13/19 19:45	1
4,4'-DDT	ND		1.9		ug/Kg		11/11/19 08:50	11/13/19 19:45	1
4,4'-DDE	18		1.9		ug/Kg		11/11/19 08:50	11/13/19 19:45	1
4,4'-DDD	3.7		1.9		ug/Kg		11/11/19 08:50	11/13/19 19:45	1
Endosulfan I	ND		1.9		ug/Kg		11/11/19 08:50	11/13/19 19:45	1
Endosulfan II	ND		1.9		ug/Kg		11/11/19 08:50	11/13/19 19:45	1
alpha-BHC	ND		1.9		ug/Kg		11/11/19 08:50	11/13/19 19:45	1
beta-BHC	ND		1.9		ug/Kg		11/11/19 08:50	11/13/19 19:45	1
gamma-BHC (Lindane)	ND		1.9		ug/Kg		11/11/19 08:50	11/13/19 19:45	1
delta-BHC	ND		1.9		ug/Kg		11/11/19 08:50	11/13/19 19:45	1
Endosulfan sulfate	ND		1.9		ug/Kg		11/11/19 08:50	11/13/19 19:45	1
Methoxychlor	ND		1.9		ug/Kg		11/11/19 08:50	11/13/19 19:45	1
Toxaphene	ND		38		ug/Kg		11/11/19 08:50	11/13/19 19:45	1
Chlordane (technical)	ND		38		ug/Kg		11/11/19 08:50	11/13/19 19:45	1
cis-Chlordane	ND		1.9		ug/Kg		11/11/19 08:50	11/13/19 19:45	1
trans-Chlordane	ND		1.9		ug/Kg		11/11/19 08:50	11/13/19 19:45	1

Surrogate	%Recovery	Qualifier	Limits	Prepared	Analyzed	Dil Fac
Tetrachloro-m-xylene	79		21 - 145	11/11/19 08:50	11/13/19 19:45	1
DCB Decachlorobiphenyl	69		21 - 136	11/11/19 08:50	11/13/19 19:45	1

Method: 6010B - Metals (ICP)

Analyte	Result	Qualifier	RL	MDL	Unit	D	Prepared	Analyzed	Dil Fac
Antimony	ND		1.7		mg/Kg		11/07/19 13:56	11/08/19 14:18	4
Arsenic	3.3		3.3		mg/Kg		11/07/19 13:56	11/08/19 14:18	4
Barium	120		1.7		mg/Kg		11/07/19 13:56	11/08/19 14:18	4
Beryllium	0.49		0.33		mg/Kg		11/07/19 13:56	11/08/19 14:18	4
Cadmium	ND		0.41		mg/Kg		11/07/19 13:56	11/08/19 14:18	4
Chromium	120		1.7		mg/Kg		11/07/19 13:56	11/08/19 14:18	4
Cobalt	18		0.66		mg/Kg		11/07/19 13:56	11/08/19 14:18	4
Copper	32		5.0		mg/Kg		11/07/19 13:56	11/08/19 14:18	4
Lead	20		1.7		mg/Kg		11/07/19 13:56	11/08/19 14:18	4
Molybdenum	ND		1.7		mg/Kg		11/07/19 13:56	11/08/19 14:18	4
Nickel	170		1.7		mg/Kg		11/07/19 13:56	11/08/19 14:18	4
Selenium	ND		3.3		mg/Kg		11/07/19 13:56	11/08/19 14:18	4
Silver	ND		0.83		mg/Kg		11/07/19 13:56	11/08/19 14:18	4
Thallium	ND		1.7		mg/Kg		11/07/19 13:56	11/08/19 14:18	4
Vanadium	50		1.7		mg/Kg		11/07/19 13:56	11/08/19 14:18	4
Zinc	66		5.0		mg/Kg		11/07/19 13:56	11/08/19 14:18	4

Method: 7471A - Mercury (CVAA)

Analyte	Result	Qualifier	RL	MDL	Unit	D	Prepared	Analyzed	Dil Fac
Mercury	0.054		0.015		mg/Kg		11/08/19 12:45	11/14/19 14:08	1

Eurofins TestAmerica, Pleasanton

Client Sample Results

Client: Cornerstone Earth Group
Project/Site: Meridian, Parkmoor, and Race St

Job ID: 720-95939-1

Client Sample ID: EB-4

Lab Sample ID: 720-95939-17

Date Collected: 11/06/19 14:00

Matrix: Water

Date Received: 11/06/19 17:50

Method: 8260B/CA_LUFTMS - 8260B / CA LUFT MS

Analyte	Result	Qualifier	RL	MDL	Unit	D	Prepared	Analyzed	Dil Fac
Methyl tert-butyl ether	ND		0.50		ug/L			11/12/19 03:51	1
Acetone	ND		50		ug/L			11/12/19 03:51	1
Benzene	ND		0.50		ug/L			11/12/19 03:51	1
Dichlorobromomethane	ND		0.50		ug/L			11/12/19 03:51	1
Bromobenzene	ND		1.0		ug/L			11/12/19 03:51	1
Chlorobromomethane	ND		1.0		ug/L			11/12/19 03:51	1
Bromoform	ND		1.0		ug/L			11/12/19 03:51	1
Bromomethane	ND		1.0		ug/L			11/12/19 03:51	1
2-Butanone (MEK)	ND		50		ug/L			11/12/19 03:51	1
n-Butylbenzene	ND		1.0		ug/L			11/12/19 03:51	1
sec-Butylbenzene	ND		1.0		ug/L			11/12/19 03:51	1
tert-Butylbenzene	ND		1.0		ug/L			11/12/19 03:51	1
Carbon disulfide	ND		5.0		ug/L			11/12/19 03:51	1
Carbon tetrachloride	ND		0.50		ug/L			11/12/19 03:51	1
Chlorobenzene	ND		0.50		ug/L			11/12/19 03:51	1
Chloroethane	ND		1.0		ug/L			11/12/19 03:51	1
Chloroform	ND		1.0		ug/L			11/12/19 03:51	1
Chloromethane	ND		1.0		ug/L			11/12/19 03:51	1
2-Chlorotoluene	ND		0.50		ug/L			11/12/19 03:51	1
4-Chlorotoluene	ND		0.50		ug/L			11/12/19 03:51	1
Chlorodibromomethane	ND		0.50		ug/L			11/12/19 03:51	1
1,2-Dichlorobenzene	ND		0.50		ug/L			11/12/19 03:51	1
1,3-Dichlorobenzene	ND		0.50		ug/L			11/12/19 03:51	1
1,4-Dichlorobenzene	ND		0.50		ug/L			11/12/19 03:51	1
1,3-Dichloropropane	ND		1.0		ug/L			11/12/19 03:51	1
1,1-Dichloropropene	ND		0.50		ug/L			11/12/19 03:51	1
1,2-Dibromo-3-Chloropropane	ND		1.0		ug/L			11/12/19 03:51	1
Ethylene Dibromide	ND		0.50		ug/L			11/12/19 03:51	1
Dibromomethane	ND		0.50		ug/L			11/12/19 03:51	1
Dichlorodifluoromethane	ND		0.50		ug/L			11/12/19 03:51	1
1,1-Dichloroethane	ND		0.50		ug/L			11/12/19 03:51	1
1,2-Dichloroethane	ND		0.50		ug/L			11/12/19 03:51	1
1,1-Dichloroethene	ND		0.50		ug/L			11/12/19 03:51	1
cis-1,2-Dichloroethene	ND		0.50		ug/L			11/12/19 03:51	1
trans-1,2-Dichloroethene	ND		0.50		ug/L			11/12/19 03:51	1
1,2-Dichloropropane	ND		0.50		ug/L			11/12/19 03:51	1
cis-1,3-Dichloropropene	ND		0.50		ug/L			11/12/19 03:51	1
trans-1,3-Dichloropropene	ND		0.50		ug/L			11/12/19 03:51	1
Ethylbenzene	ND		0.50		ug/L			11/12/19 03:51	1
Hexachlorobutadiene	ND		1.0		ug/L			11/12/19 03:51	1
2-Hexanone	ND		50		ug/L			11/12/19 03:51	1
Isopropylbenzene	ND		0.50		ug/L			11/12/19 03:51	1
4-Isopropyltoluene	ND		1.0		ug/L			11/12/19 03:51	1
Methylene Chloride	ND		5.0		ug/L			11/12/19 03:51	1
4-Methyl-2-pentanone (MIBK)	ND		50		ug/L			11/12/19 03:51	1
Naphthalene	ND		1.0		ug/L			11/12/19 03:51	1
N-Propylbenzene	ND		1.0		ug/L			11/12/19 03:51	1
Styrene	ND		0.50		ug/L			11/12/19 03:51	1
1,1,1,2-Tetrachloroethane	ND		0.50		ug/L			11/12/19 03:51	1

Eurofins TestAmerica, Pleasanton

Client Sample Results

Client: Cornerstone Earth Group
Project/Site: Meridian, Parkmoor, and Race St

Job ID: 720-95939-1

Client Sample ID: EB-4

Lab Sample ID: 720-95939-17

Date Collected: 11/06/19 14:00

Matrix: Water

Date Received: 11/06/19 17:50

Method: 8260B/CA_LUFTMS - 8260B / CA LUFT MS (Continued)

Analyte	Result	Qualifier	RL	MDL	Unit	D	Prepared	Analyzed	Dil Fac
1,1,2,2-Tetrachloroethane	ND	*	0.50		ug/L			11/12/19 03:51	1
Tetrachloroethene	ND		0.50		ug/L			11/12/19 03:51	1
Toluene	ND		0.50		ug/L			11/12/19 03:51	1
1,2,3-Trichlorobenzene	ND		1.0		ug/L			11/12/19 03:51	1
1,2,4-Trichlorobenzene	ND		1.0		ug/L			11/12/19 03:51	1
1,1,1-Trichloroethane	ND		0.50		ug/L			11/12/19 03:51	1
1,1,2-Trichloroethane	ND		0.50		ug/L			11/12/19 03:51	1
Trichloroethene	ND		0.50		ug/L			11/12/19 03:51	1
Trichlorofluoromethane	ND		1.0		ug/L			11/12/19 03:51	1
1,2,3-Trichloropropane	ND		1.0		ug/L			11/12/19 03:51	1
1,1,2-Trichloro-1,2,2-trifluoroethane	ND		0.50		ug/L			11/12/19 03:51	1
1,2,4-Trimethylbenzene	ND		0.50		ug/L			11/12/19 03:51	1
1,3,5-Trimethylbenzene	ND		0.50		ug/L			11/12/19 03:51	1
Vinyl acetate	ND	*	10		ug/L			11/12/19 03:51	1
Vinyl chloride	ND		0.50		ug/L			11/12/19 03:51	1
Xylenes, Total	ND		0.50		ug/L			11/12/19 03:51	1
2,2-Dichloropropane	ND		0.50		ug/L			11/12/19 03:51	1
Gasoline Range Organics (GRO)	ND		50		ug/L			11/12/19 03:51	1
-C4-C12									
Surrogate	%Recovery	Qualifier	Limits				Prepared	Analyzed	Dil Fac
4-Bromofluorobenzene	94		67 - 130					11/12/19 03:51	1
1,2-Dichloroethane-d4 (Surr)	106		72 - 130					11/12/19 03:51	1
Toluene-d8 (Surr)	94		70 - 130					11/12/19 03:51	1

Method: 8015B - Diesel Range Organics (DRO) (GC) - Silica Gel Cleanup

Analyte	Result	Qualifier	RL	MDL	Unit	D	Prepared	Analyzed	Dil Fac
Diesel Range Organics [C10-C28]	ND		67		ug/L		11/07/19 14:58	11/12/19 23:24	1
Motor Oil Range Organics [C24-C36]	ND		130		ug/L		11/07/19 14:58	11/12/19 23:24	1
Surrogate	%Recovery	Qualifier	Limits				Prepared	Analyzed	Dil Fac
Capric Acid (Surr)	0		0 - 5				11/07/19 14:58	11/12/19 23:24	1
p-Terphenyl	77		31 - 150				11/07/19 14:58	11/12/19 23:24	1

Client Sample Results

Client: Cornerstone Earth Group
Project/Site: Meridian, Parkmoor, and Race St

Job ID: 720-95939-1

Client Sample ID: EB-5

Lab Sample ID: 720-95939-18

Date Collected: 11/06/19 14:15

Matrix: Water

Date Received: 11/06/19 17:50

Method: 8260B/CA_LUFTMS - 8260B / CA LUFT MS

Analyte	Result	Qualifier	RL	MDL	Unit	D	Prepared	Analyzed	Dil Fac
Methyl tert-butyl ether	ND		0.50		ug/L			11/12/19 04:20	1
Acetone	ND		50		ug/L			11/12/19 04:20	1
Benzene	ND		0.50		ug/L			11/12/19 04:20	1
Dichlorobromomethane	ND		0.50		ug/L			11/12/19 04:20	1
Bromobenzene	ND		1.0		ug/L			11/12/19 04:20	1
Chlorobromomethane	ND		1.0		ug/L			11/12/19 04:20	1
Bromoform	ND		1.0		ug/L			11/12/19 04:20	1
Bromomethane	ND		1.0		ug/L			11/12/19 04:20	1
2-Butanone (MEK)	ND		50		ug/L			11/12/19 04:20	1
n-Butylbenzene	ND		1.0		ug/L			11/12/19 04:20	1
sec-Butylbenzene	ND		1.0		ug/L			11/12/19 04:20	1
tert-Butylbenzene	ND		1.0		ug/L			11/12/19 04:20	1
Carbon disulfide	ND		5.0		ug/L			11/12/19 04:20	1
Carbon tetrachloride	ND		0.50		ug/L			11/12/19 04:20	1
Chlorobenzene	ND		0.50		ug/L			11/12/19 04:20	1
Chloroethane	ND		1.0		ug/L			11/12/19 04:20	1
Chloroform	ND		1.0		ug/L			11/12/19 04:20	1
Chloromethane	ND		1.0		ug/L			11/12/19 04:20	1
2-Chlorotoluene	ND		0.50		ug/L			11/12/19 04:20	1
4-Chlorotoluene	ND		0.50		ug/L			11/12/19 04:20	1
Chlorodibromomethane	ND		0.50		ug/L			11/12/19 04:20	1
1,2-Dichlorobenzene	ND		0.50		ug/L			11/12/19 04:20	1
1,3-Dichlorobenzene	ND		0.50		ug/L			11/12/19 04:20	1
1,4-Dichlorobenzene	ND		0.50		ug/L			11/12/19 04:20	1
1,3-Dichloropropane	ND		1.0		ug/L			11/12/19 04:20	1
1,1-Dichloropropene	ND		0.50		ug/L			11/12/19 04:20	1
1,2-Dibromo-3-Chloropropane	ND		1.0		ug/L			11/12/19 04:20	1
Ethylene Dibromide	ND		0.50		ug/L			11/12/19 04:20	1
Dibromomethane	ND		0.50		ug/L			11/12/19 04:20	1
Dichlorodifluoromethane	ND		0.50		ug/L			11/12/19 04:20	1
1,1-Dichloroethane	ND		0.50		ug/L			11/12/19 04:20	1
1,2-Dichloroethane	ND		0.50		ug/L			11/12/19 04:20	1
1,1-Dichloroethene	ND		0.50		ug/L			11/12/19 04:20	1
cis-1,2-Dichloroethene	ND		0.50		ug/L			11/12/19 04:20	1
trans-1,2-Dichloroethene	ND		0.50		ug/L			11/12/19 04:20	1
1,2-Dichloropropane	ND		0.50		ug/L			11/12/19 04:20	1
cis-1,3-Dichloropropene	ND		0.50		ug/L			11/12/19 04:20	1
trans-1,3-Dichloropropene	ND		0.50		ug/L			11/12/19 04:20	1
Ethylbenzene	ND		0.50		ug/L			11/12/19 04:20	1
Hexachlorobutadiene	ND		1.0		ug/L			11/12/19 04:20	1
2-Hexanone	ND		50		ug/L			11/12/19 04:20	1
Isopropylbenzene	ND		0.50		ug/L			11/12/19 04:20	1
4-Isopropyltoluene	ND		1.0		ug/L			11/12/19 04:20	1
Methylene Chloride	ND		5.0		ug/L			11/12/19 04:20	1
4-Methyl-2-pentanone (MIBK)	ND		50		ug/L			11/12/19 04:20	1
Naphthalene	ND		1.0		ug/L			11/12/19 04:20	1
N-Propylbenzene	ND		1.0		ug/L			11/12/19 04:20	1
Styrene	ND		0.50		ug/L			11/12/19 04:20	1
1,1,1,2-Tetrachloroethane	ND		0.50		ug/L			11/12/19 04:20	1

Eurofins TestAmerica, Pleasanton

Client Sample Results

Client: Cornerstone Earth Group
Project/Site: Meridian, Parkmoor, and Race St

Job ID: 720-95939-1

Client Sample ID: EB-5

Lab Sample ID: 720-95939-18

Date Collected: 11/06/19 14:15

Matrix: Water

Date Received: 11/06/19 17:50

Method: 8260B/CA_LUFTMS - 8260B / CA LUFT MS (Continued)

Analyte	Result	Qualifier	RL	MDL	Unit	D	Prepared	Analyzed	Dil Fac
1,1,2,2-Tetrachloroethane	ND	*	0.50		ug/L			11/12/19 04:20	1
Tetrachloroethene	ND		0.50		ug/L			11/12/19 04:20	1
Toluene	ND		0.50		ug/L			11/12/19 04:20	1
1,2,3-Trichlorobenzene	ND		1.0		ug/L			11/12/19 04:20	1
1,2,4-Trichlorobenzene	ND		1.0		ug/L			11/12/19 04:20	1
1,1,1-Trichloroethane	ND		0.50		ug/L			11/12/19 04:20	1
1,1,2-Trichloroethane	ND		0.50		ug/L			11/12/19 04:20	1
Trichloroethene	ND		0.50		ug/L			11/12/19 04:20	1
Trichlorofluoromethane	ND		1.0		ug/L			11/12/19 04:20	1
1,2,3-Trichloropropane	ND		1.0		ug/L			11/12/19 04:20	1
1,1,2-Trichloro-1,2,2-trifluoroethane	ND		0.50		ug/L			11/12/19 04:20	1
1,2,4-Trimethylbenzene	ND		0.50		ug/L			11/12/19 04:20	1
1,3,5-Trimethylbenzene	ND		0.50		ug/L			11/12/19 04:20	1
Vinyl acetate	ND	*	10		ug/L			11/12/19 04:20	1
Vinyl chloride	ND		0.50		ug/L			11/12/19 04:20	1
Xylenes, Total	ND		0.50		ug/L			11/12/19 04:20	1
2,2-Dichloropropane	ND		0.50		ug/L			11/12/19 04:20	1
Gasoline Range Organics (GRO)	ND		50		ug/L			11/12/19 04:20	1
-C4-C12									

Surrogate	%Recovery	Qualifier	Limits	Prepared	Analyzed	Dil Fac
4-Bromofluorobenzene	95		67 - 130		11/12/19 04:20	1
1,2-Dichloroethane-d4 (Surr)	107		72 - 130		11/12/19 04:20	1
Toluene-d8 (Surr)	94		70 - 130		11/12/19 04:20	1

Method: 8015B - Diesel Range Organics (DRO) (GC) - Silica Gel Cleanup

Analyte	Result	Qualifier	RL	MDL	Unit	D	Prepared	Analyzed	Dil Fac
Diesel Range Organics [C10-C28]	ND		57		ug/L		11/07/19 14:58	11/12/19 23:54	1
Motor Oil Range Organics [C24-C36]	ND		110		ug/L		11/07/19 14:58	11/12/19 23:54	1

Surrogate	%Recovery	Qualifier	Limits	Prepared	Analyzed	Dil Fac
Capric Acid (Surr)	0		0 - 5	11/07/19 14:58	11/12/19 23:54	1
p-Terphenyl	81		31 - 150	11/07/19 14:58	11/12/19 23:54	1

Client Sample Results

Client: Cornerstone Earth Group
Project/Site: Meridian, Parkmoor, and Race St

Job ID: 720-95939-1

Client Sample ID: EB-3

Lab Sample ID: 720-95939-19

Date Collected: 11/06/19 14:45

Matrix: Water

Date Received: 11/06/19 17:50

Method: 8260B/CA_LUFTMS - 8260B / CA LUFT MS

Analyte	Result	Qualifier	RL	MDL	Unit	D	Prepared	Analyzed	Dil Fac
Methyl tert-butyl ether	ND		0.50		ug/L			11/12/19 13:10	1
Acetone	ND		50		ug/L			11/12/19 13:10	1
Benzene	ND		0.50		ug/L			11/12/19 13:10	1
Dichlorobromomethane	ND		0.50		ug/L			11/12/19 13:10	1
Bromobenzene	ND		1.0		ug/L			11/12/19 13:10	1
Chlorobromomethane	ND		1.0		ug/L			11/12/19 13:10	1
Bromoform	ND		1.0		ug/L			11/12/19 13:10	1
Bromomethane	ND		1.0		ug/L			11/12/19 13:10	1
2-Butanone (MEK)	ND		50		ug/L			11/12/19 13:10	1
n-Butylbenzene	ND		1.0		ug/L			11/12/19 13:10	1
sec-Butylbenzene	ND		1.0		ug/L			11/12/19 13:10	1
tert-Butylbenzene	ND		1.0		ug/L			11/12/19 13:10	1
Carbon disulfide	ND		5.0		ug/L			11/12/19 13:10	1
Carbon tetrachloride	ND		0.50		ug/L			11/12/19 13:10	1
Chlorobenzene	ND		0.50		ug/L			11/12/19 13:10	1
Chloroethane	ND		1.0		ug/L			11/12/19 13:10	1
Chloroform	ND		1.0		ug/L			11/12/19 13:10	1
Chloromethane	ND		1.0		ug/L			11/12/19 13:10	1
2-Chlorotoluene	ND		0.50		ug/L			11/12/19 13:10	1
4-Chlorotoluene	ND		0.50		ug/L			11/12/19 13:10	1
Chlorodibromomethane	ND		0.50		ug/L			11/12/19 13:10	1
1,2-Dichlorobenzene	ND		0.50		ug/L			11/12/19 13:10	1
1,3-Dichlorobenzene	ND		0.50		ug/L			11/12/19 13:10	1
1,4-Dichlorobenzene	ND		0.50		ug/L			11/12/19 13:10	1
1,3-Dichloropropane	ND		1.0		ug/L			11/12/19 13:10	1
1,1-Dichloropropene	ND		0.50		ug/L			11/12/19 13:10	1
1,2-Dibromo-3-Chloropropane	ND		1.0		ug/L			11/12/19 13:10	1
Ethylene Dibromide	ND		0.50		ug/L			11/12/19 13:10	1
Dibromomethane	ND		0.50		ug/L			11/12/19 13:10	1
Dichlorodifluoromethane	ND		0.50		ug/L			11/12/19 13:10	1
1,1-Dichloroethane	ND		0.50		ug/L			11/12/19 13:10	1
1,2-Dichloroethane	ND		0.50		ug/L			11/12/19 13:10	1
1,1-Dichloroethene	ND		0.50		ug/L			11/12/19 13:10	1
cis-1,2-Dichloroethene	ND		0.50		ug/L			11/12/19 13:10	1
trans-1,2-Dichloroethene	ND		0.50		ug/L			11/12/19 13:10	1
1,2-Dichloropropane	ND		0.50		ug/L			11/12/19 13:10	1
cis-1,3-Dichloropropene	ND		0.50		ug/L			11/12/19 13:10	1
trans-1,3-Dichloropropene	ND		0.50		ug/L			11/12/19 13:10	1
Ethylbenzene	ND		0.50		ug/L			11/12/19 13:10	1
Hexachlorobutadiene	ND		1.0		ug/L			11/12/19 13:10	1
2-Hexanone	ND		50		ug/L			11/12/19 13:10	1
Isopropylbenzene	ND		0.50		ug/L			11/12/19 13:10	1
4-Isopropyltoluene	ND		1.0		ug/L			11/12/19 13:10	1
Methylene Chloride	ND		5.0		ug/L			11/12/19 13:10	1
4-Methyl-2-pentanone (MIBK)	ND		50		ug/L			11/12/19 13:10	1
Naphthalene	ND		1.0		ug/L			11/12/19 13:10	1
N-Propylbenzene	ND		1.0		ug/L			11/12/19 13:10	1
Styrene	ND		0.50		ug/L			11/12/19 13:10	1
1,1,1,2-Tetrachloroethane	ND		0.50		ug/L			11/12/19 13:10	1

Eurofins TestAmerica, Pleasanton

Client Sample Results

Client: Cornerstone Earth Group
Project/Site: Meridian, Parkmoor, and Race St

Job ID: 720-95939-1

Client Sample ID: EB-3

Lab Sample ID: 720-95939-19

Date Collected: 11/06/19 14:45

Matrix: Water

Date Received: 11/06/19 17:50

Method: 8260B/CA_LUFTMS - 8260B / CA LUFT MS (Continued)

Analyte	Result	Qualifier	RL	MDL	Unit	D	Prepared	Analyzed	Dil Fac
1,1,2,2-Tetrachloroethane	ND		0.50		ug/L			11/12/19 13:10	1
Tetrachloroethene	ND		0.50		ug/L			11/12/19 13:10	1
Toluene	ND		0.50		ug/L			11/12/19 13:10	1
1,2,3-Trichlorobenzene	ND		1.0		ug/L			11/12/19 13:10	1
1,2,4-Trichlorobenzene	ND		1.0		ug/L			11/12/19 13:10	1
1,1,1-Trichloroethane	ND		0.50		ug/L			11/12/19 13:10	1
1,1,2-Trichloroethane	ND		0.50		ug/L			11/12/19 13:10	1
Trichloroethene	ND		0.50		ug/L			11/12/19 13:10	1
Trichlorofluoromethane	ND		1.0		ug/L			11/12/19 13:10	1
1,2,3-Trichloropropane	ND		1.0		ug/L			11/12/19 13:10	1
1,1,2-Trichloro-1,2,2-trifluoroethane	ND		0.50		ug/L			11/12/19 13:10	1
1,2,4-Trimethylbenzene	ND		0.50		ug/L			11/12/19 13:10	1
1,3,5-Trimethylbenzene	ND		0.50		ug/L			11/12/19 13:10	1
Vinyl acetate	ND *		10		ug/L			11/12/19 13:10	1
Vinyl chloride	ND		0.50		ug/L			11/12/19 13:10	1
Xylenes, Total	ND		0.50		ug/L			11/12/19 13:10	1
2,2-Dichloropropane	ND		0.50		ug/L			11/12/19 13:10	1
Gasoline Range Organics (GRO)	ND		50		ug/L			11/12/19 13:10	1
-C4-C12									

Surrogate	%Recovery	Qualifier	Limits	Prepared	Analyzed	Dil Fac
4-Bromofluorobenzene	98		67 - 130		11/12/19 13:10	1
1,2-Dichloroethane-d4 (Surr)	108		72 - 130		11/12/19 13:10	1
Toluene-d8 (Surr)	93		70 - 130		11/12/19 13:10	1

Method: 8015B - Diesel Range Organics (DRO) (GC) - Silica Gel Cleanup

Analyte	Result	Qualifier	RL	MDL	Unit	D	Prepared	Analyzed	Dil Fac
Diesel Range Organics [C10-C28]	ND		61		ug/L		11/07/19 14:58	11/13/19 00:23	1
Motor Oil Range Organics [C24-C36]	ND		120		ug/L		11/07/19 14:58	11/13/19 00:23	1

Surrogate	%Recovery	Qualifier	Limits	Prepared	Analyzed	Dil Fac
Capric Acid (Surr)	0		0 - 5	11/07/19 14:58	11/13/19 00:23	1
p-Terphenyl	78		31 - 150	11/07/19 14:58	11/13/19 00:23	1

Surrogate Summary

Client: Cornerstone Earth Group
Project/Site: Meridian, Parkmoor, and Race St

Job ID: 720-95939-1

Method: 8260B/CA_LUFTMS - 8260B / CA LUFT MS

Matrix: Water

Prep Type: Total/NA

Lab Sample ID	Client Sample ID	Percent Surrogate Recovery (Acceptance Limits)		
		BFB (67-130)	DCA (72-130)	TOL (70-130)
720-95939-17	EB-4	94	106	94
720-95939-18	EB-5	95	107	94
720-95939-18 MS	EB-5	103	99	95
720-95939-18 MSD	EB-5	101	103	96
720-95939-19	EB-3	98	108	93
720-95944-A-4 MS	Matrix Spike	101	104	96
720-95944-A-4 MSD	Matrix Spike Duplicate	101	103	96
LCS 720-276016/5	Lab Control Sample	101	103	95
LCS 720-276016/7	Lab Control Sample	97	102	96
LCS 720-276037/5	Lab Control Sample	101	99	96
LCS 720-276037/7	Lab Control Sample	99	101	95
LCSD 720-276016/6	Lab Control Sample Dup	99	99	95
LCSD 720-276016/8	Lab Control Sample Dup	99	100	94
LCSD 720-276037/6	Lab Control Sample Dup	98	97	97
LCSD 720-276037/8	Lab Control Sample Dup	101	100	96
MB 720-276016/4	Method Blank	94	100	94
MB 720-276037/4	Method Blank	95	102	94
Surrogate Legend				
BFB = 4-Bromofluorobenzene				
DCA = 1,2-Dichloroethane-d4 (Surr)				
TOL = Toluene-d8 (Surr)				

Method: 8015B - Diesel Range Organics (DRO) (GC)

Matrix: Water

Prep Type: Silica Gel Cleanup

Lab Sample ID	Client Sample ID	Percent Surrogate Recovery (Acceptance Limits)	
		NDA1 (0-5)	TPH1 (31-150)
720-95939-17	EB-4	0	77
720-95939-18	EB-5	0	81
720-95939-19	EB-3	0	78
LCS 720-275856/2-A	Lab Control Sample		96
LCSD 720-275856/3-A	Lab Control Sample Dup		92
MB 720-275856/1-A	Method Blank	0.02	88
Surrogate Legend			
NDA = Capric Acid (Surr)			
TPH = p-Terphenyl			

Method: 8081A - Organochlorine Pesticides (GC)

Matrix: Solid

Prep Type: Total/NA

Lab Sample ID	Client Sample ID	Percent Surrogate Recovery (Acceptance Limits)	
		TCX1 (21-145)	DCBP1 (21-136)
720-95939-1	EB-4 (0.5-1)	75	67 p
720-95939-1 MS	EB-4 (0.5-1)	74	71
720-95939-4	EB-2 (0.5-1)	76	84
720-95939-13	EB-6 (3-3.5)	79	69
Surrogate Legend			

Eurofins TestAmerica, Pleasanton

Surrogate Summary

Client: Cornerstone Earth Group
Project/Site: Meridian, Parkmoor, and Race St
TCX = Tetrachloro-m-xylene
DCBP = DCB Decachlorobiphenyl

Job ID: 720-95939-1

Method: 8081A - Organochlorine Pesticides (GC)

Matrix: Solid

Prep Type: Total/NA

		Percent Surrogate Recovery (Acceptance Limits)	
Lab Sample ID	Client Sample ID	TCX2 (21-145)	DCBP1 (21-136)
720-95939-1 MSD	EB-4 (0.5-1)	75	57 p
720-95939-2	EB-4 (2.5-3)	74	72

Surrogate Legend

TCX = Tetrachloro-m-xylene
DCBP = DCB Decachlorobiphenyl

Method: 8081A - Organochlorine Pesticides (GC)

Matrix: Solid

Prep Type: Total/NA

		Percent Surrogate Recovery (Acceptance Limits)	
Lab Sample ID	Client Sample ID	TCX1 (21-145)	DCBP2 (21-136)
720-95939-5	EB-2 (2.5-3)	75	70
720-95939-7	EB-3 (0-0.5)	76	81
720-95939-8	EB-3 (2.5-3)	78	66
720-95939-9	EB-5 (0.5-1)	76	65
720-95939-10	EB-5 (3-3.5)	67	64
MB 720-275976/1-A	Method Blank	86	102

Surrogate Legend

TCX = Tetrachloro-m-xylene
DCBP = DCB Decachlorobiphenyl

Method: 8081A - Organochlorine Pesticides (GC)

Matrix: Solid

Prep Type: Total/NA

		Percent Surrogate Recovery (Acceptance Limits)	
Lab Sample ID	Client Sample ID	TCX2 (21-145)	DCBP2 (21-136)
720-95939-12	EB-6 (0-0.5)	80	85
LCS 720-275976/2-A	Lab Control Sample	84	102

Surrogate Legend

TCX = Tetrachloro-m-xylene
DCBP = DCB Decachlorobiphenyl

QC Sample Results

Client: Cornerstone Earth Group
Project/Site: Meridian, Parkmoor, and Race St

Job ID: 720-95939-1

Method: 8260B/CA_LUFTMS - 8260B / CA LUFT MS

Lab Sample ID: MB 720-276016/4

Matrix: Water

Analysis Batch: 276016

Client Sample ID: Method Blank

Prep Type: Total/NA

Analyte	MB Result	MB Qualifier	RL	MDL	Unit	D	Prepared	Analyzed	Dil Fac
Methyl tert-butyl ether	ND		0.50		ug/L			11/11/19 19:13	1
Acetone	ND		50		ug/L			11/11/19 19:13	1
Benzene	ND		0.50		ug/L			11/11/19 19:13	1
Dichlorobromomethane	ND		0.50		ug/L			11/11/19 19:13	1
Bromobenzene	ND		1.0		ug/L			11/11/19 19:13	1
Chlorobromomethane	ND		1.0		ug/L			11/11/19 19:13	1
Bromoform	ND		1.0		ug/L			11/11/19 19:13	1
Bromomethane	ND		1.0		ug/L			11/11/19 19:13	1
2-Butanone (MEK)	ND		50		ug/L			11/11/19 19:13	1
n-Butylbenzene	ND		1.0		ug/L			11/11/19 19:13	1
sec-Butylbenzene	ND		1.0		ug/L			11/11/19 19:13	1
tert-Butylbenzene	ND		1.0		ug/L			11/11/19 19:13	1
Carbon disulfide	ND		5.0		ug/L			11/11/19 19:13	1
Carbon tetrachloride	ND		0.50		ug/L			11/11/19 19:13	1
Chlorobenzene	ND		0.50		ug/L			11/11/19 19:13	1
Chloroethane	ND		1.0		ug/L			11/11/19 19:13	1
Chloroform	ND		1.0		ug/L			11/11/19 19:13	1
Chloromethane	ND		1.0		ug/L			11/11/19 19:13	1
2-Chlorotoluene	ND		0.50		ug/L			11/11/19 19:13	1
4-Chlorotoluene	ND		0.50		ug/L			11/11/19 19:13	1
Chlorodibromomethane	ND		0.50		ug/L			11/11/19 19:13	1
1,2-Dichlorobenzene	ND		0.50		ug/L			11/11/19 19:13	1
1,3-Dichlorobenzene	ND		0.50		ug/L			11/11/19 19:13	1
1,4-Dichlorobenzene	ND		0.50		ug/L			11/11/19 19:13	1
1,3-Dichloropropane	ND		1.0		ug/L			11/11/19 19:13	1
1,1-Dichloropropene	ND		0.50		ug/L			11/11/19 19:13	1
1,2-Dibromo-3-Chloropropane	ND		1.0		ug/L			11/11/19 19:13	1
Ethylene Dibromide	ND		0.50		ug/L			11/11/19 19:13	1
Dibromomethane	ND		0.50		ug/L			11/11/19 19:13	1
Dichlorodifluoromethane	ND		0.50		ug/L			11/11/19 19:13	1
1,1-Dichloroethane	ND		0.50		ug/L			11/11/19 19:13	1
1,2-Dichloroethane	ND		0.50		ug/L			11/11/19 19:13	1
1,1-Dichloroethene	ND		0.50		ug/L			11/11/19 19:13	1
cis-1,2-Dichloroethene	ND		0.50		ug/L			11/11/19 19:13	1
trans-1,2-Dichloroethene	ND		0.50		ug/L			11/11/19 19:13	1
1,2-Dichloropropane	ND		0.50		ug/L			11/11/19 19:13	1
cis-1,3-Dichloropropane	ND		0.50		ug/L			11/11/19 19:13	1
trans-1,3-Dichloropropane	ND		0.50		ug/L			11/11/19 19:13	1
Ethylbenzene	ND		0.50		ug/L			11/11/19 19:13	1
Hexachlorobutadiene	ND		1.0		ug/L			11/11/19 19:13	1
2-Hexanone	ND		50		ug/L			11/11/19 19:13	1
Isopropylbenzene	ND		0.50		ug/L			11/11/19 19:13	1
4-Isopropyltoluene	ND		1.0		ug/L			11/11/19 19:13	1
Methylene Chloride	ND		5.0		ug/L			11/11/19 19:13	1
4-Methyl-2-pentanone (MIBK)	ND		50		ug/L			11/11/19 19:13	1
Naphthalene	ND		1.0		ug/L			11/11/19 19:13	1
N-Propylbenzene	ND		1.0		ug/L			11/11/19 19:13	1
Styrene	ND		0.50		ug/L			11/11/19 19:13	1

Eurofins TestAmerica, Pleasanton

QC Sample Results

Client: Cornerstone Earth Group
Project/Site: Meridian, Parkmoor, and Race St

Job ID: 720-95939-1

Method: 8260B/CA_LUFTMS - 8260B / CA LUFT MS (Continued)

Lab Sample ID: MB 720-276016/4

Matrix: Water

Analysis Batch: 276016

Client Sample ID: Method Blank

Prep Type: Total/NA

Analyte	MB Result	MB Qualifier	RL	MDL	Unit	D	Prepared	Analyzed	Dil Fac
1,1,1,2-Tetrachloroethane	ND		0.50		ug/L			11/11/19 19:13	1
1,1,2,2-Tetrachloroethane	ND		0.50		ug/L			11/11/19 19:13	1
Tetrachloroethene	ND		0.50		ug/L			11/11/19 19:13	1
Toluene	ND		0.50		ug/L			11/11/19 19:13	1
1,2,3-Trichlorobenzene	ND		1.0		ug/L			11/11/19 19:13	1
1,2,4-Trichlorobenzene	ND		1.0		ug/L			11/11/19 19:13	1
1,1,1-Trichloroethane	ND		0.50		ug/L			11/11/19 19:13	1
1,1,2-Trichloroethane	ND		0.50		ug/L			11/11/19 19:13	1
Trichloroethene	ND		0.50		ug/L			11/11/19 19:13	1
Trichlorofluoromethane	ND		1.0		ug/L			11/11/19 19:13	1
1,2,3-Trichloropropane	ND		1.0		ug/L			11/11/19 19:13	1
1,1,2-Trichloro-1,2,2-trifluoroethane	ND		0.50		ug/L			11/11/19 19:13	1
1,2,4-Trimethylbenzene	ND		0.50		ug/L			11/11/19 19:13	1
1,3,5-Trimethylbenzene	ND		0.50		ug/L			11/11/19 19:13	1
Vinyl acetate	ND		10		ug/L			11/11/19 19:13	1
Vinyl chloride	ND		0.50		ug/L			11/11/19 19:13	1
Xylenes, Total	ND		0.50		ug/L			11/11/19 19:13	1
2,2-Dichloropropane	ND		0.50		ug/L			11/11/19 19:13	1
Gasoline Range Organics (GRO)	ND		50		ug/L			11/11/19 19:13	1
-C4-C12									

Surrogate	MB %Recovery	MB Qualifier	Limits	Prepared	Analyzed	Dil Fac
4-Bromofluorobenzene	94		67 - 130		11/11/19 19:13	1
1,2-Dichloroethane-d4 (Surr)	100		72 - 130		11/11/19 19:13	1
Toluene-d8 (Surr)	94		70 - 130		11/11/19 19:13	1

Lab Sample ID: LCS 720-276016/5

Matrix: Water

Analysis Batch: 276016

Client Sample ID: Lab Control Sample

Prep Type: Total/NA

Analyte	Spike Added	LCS Result	LCS Qualifier	Unit	D	%Rec	%Rec. Limits
Methyl tert-butyl ether	25.0	24.7		ug/L		99	70 - 130
Acetone	125	152		ug/L		122	61 - 147
Benzene	25.0	24.1		ug/L		96	79 - 119
Dichlorobromomethane	25.0	25.1		ug/L		101	81 - 130
Bromobenzene	25.0	23.1		ug/L		92	77 - 117
Chlorobromomethane	25.0	23.6		ug/L		95	81 - 122
Bromoform	25.0	23.2		ug/L		93	75 - 127
Bromomethane	25.0	21.7		ug/L		87	70 - 132
2-Butanone (MEK)	125	137		ug/L		109	66 - 133
n-Butylbenzene	25.0	26.2		ug/L		105	78 - 119
sec-Butylbenzene	25.0	25.0		ug/L		100	78 - 118
tert-Butylbenzene	25.0	23.9		ug/L		96	78 - 118
Carbon disulfide	25.0	24.0		ug/L		96	64 - 127
Carbon tetrachloride	25.0	22.3		ug/L		89	72 - 142
Chlorobenzene	25.0	23.8		ug/L		95	76 - 116
Chloroethane	25.0	24.8		ug/L		99	70 - 131
Chloroform	25.0	24.3		ug/L		97	82 - 119
Chloromethane	25.0	24.4		ug/L		98	49 - 134

Eurofins TestAmerica, Pleasanton

QC Sample Results

Client: Cornerstone Earth Group
Project/Site: Meridian, Parkmoor, and Race St

Job ID: 720-95939-1

Method: 8260B/CA_LUFTMS - 8260B / CA LUFT MS (Continued)

Lab Sample ID: LCS 720-276016/5

Matrix: Water

Analysis Batch: 276016

Client Sample ID: Lab Control Sample
Prep Type: Total/NA

Analyte	Spike Added	LCS Result	LCS Qualifier	Unit	D	%Rec	%Rec. Limits
2-Chlorotoluene	25.0	24.9		ug/L		100	75 - 115
4-Chlorotoluene	25.0	25.1		ug/L		100	73 - 119
Chlorodibromomethane	25.0	24.2		ug/L		97	77 - 133
1,2-Dichlorobenzene	25.0	24.0		ug/L		96	77 - 117
1,3-Dichlorobenzene	25.0	23.7		ug/L		95	76 - 116
1,4-Dichlorobenzene	25.0	23.5		ug/L		94	76 - 116
1,3-Dichloropropane	25.0	25.7		ug/L		103	77 - 117
1,1-Dichloropropene	25.0	24.0		ug/L		96	83 - 130
1,2-Dibromo-3-Chloropropane	25.0	24.4		ug/L		97	74 - 126
Ethylene Dibromide	25.0	24.7		ug/L		99	80 - 121
Dibromomethane	25.0	26.0		ug/L		104	79 - 117
Dichlorodifluoromethane	25.0	15.6		ug/L		62	21 - 150
1,1-Dichloroethane	25.0	26.2		ug/L		105	77 - 119
1,2-Dichloroethane	25.0	24.7		ug/L		99	73 - 122
1,1-Dichloroethene	25.0	23.2		ug/L		93	69 - 119
cis-1,2-Dichloroethene	25.0	26.0		ug/L		104	77 - 117
trans-1,2-Dichloroethene	25.0	22.7		ug/L		91	79 - 117
1,2-Dichloropropane	25.0	27.1		ug/L		109	79 - 119
cis-1,3-Dichloropropene	25.0	24.9		ug/L		100	82 - 119
trans-1,3-Dichloropropene	25.0	25.6		ug/L		102	76 - 122
Ethylbenzene	25.0	24.5		ug/L		98	77 - 117
Hexachlorobutadiene	25.0	19.7		ug/L		79	78 - 140
2-Hexanone	125	160		ug/L		128	63 - 140
Isopropylbenzene	25.0	24.0		ug/L		96	77 - 130
4-Isopropyltoluene	25.0	24.4		ug/L		98	80 - 120
Methylene Chloride	25.0	24.0		ug/L		96	75 - 117
4-Methyl-2-pentanone (MIBK)	125	161		ug/L		129	66 - 140
Naphthalene	25.0	24.5		ug/L		98	81 - 121
N-Propylbenzene	25.0	26.0		ug/L		104	77 - 117
Styrene	25.0	24.2		ug/L		97	76 - 116
1,1,1,2-Tetrachloroethane	25.0	24.0		ug/L		96	81 - 121
1,1,2,2-Tetrachloroethane	25.0	29.2	*	ug/L		117	70 - 115
Tetrachloroethene	25.0	20.5		ug/L		82	81 - 130
Toluene	25.0	24.4		ug/L		98	75 - 120
1,2,3-Trichlorobenzene	25.0	22.3		ug/L		89	87 - 123
1,2,4-Trichlorobenzene	25.0	22.5		ug/L		90	78 - 120
1,1,1-Trichloroethane	25.0	22.6		ug/L		90	74 - 130
1,1,2-Trichloroethane	25.0	26.0		ug/L		104	80 - 117
Trichloroethene	25.0	21.8		ug/L		87	80 - 123
Trichlorofluoromethane	25.0	20.7		ug/L		83	75 - 141
1,2,3-Trichloropropane	25.0	26.3		ug/L		105	77 - 120
1,1,2-Trichloro-1,2,2-trifluoroethane	25.0	21.0		ug/L		84	70 - 133
1,2,4-Trimethylbenzene	25.0	23.7		ug/L		95	75 - 115
1,3,5-Trimethylbenzene	25.0	24.0		ug/L		96	77 - 117
Vinyl acetate	25.0	32.9	*	ug/L		132	50 - 126
Vinyl chloride	25.0	23.3		ug/L		93	58 - 138
m-Xylene & p-Xylene	25.0	23.6		ug/L		94	74 - 119
o-Xylene	25.0	24.2		ug/L		97	77 - 118

Eurofins TestAmerica, Pleasanton

QC Sample Results

Client: Cornerstone Earth Group
Project/Site: Meridian, Parkmoor, and Race St

Job ID: 720-95939-1

Method: 8260B/CA_LUFTMS - 8260B / CA LUFT MS (Continued)

Lab Sample ID: LCS 720-276016/5

Matrix: Water

Analysis Batch: 276016

Client Sample ID: Lab Control Sample

Prep Type: Total/NA

Analyte	Spike Added	LCS Result	LCS Qualifier	Unit	D	%Rec	%Rec. Limits
2,2-Dichloropropane	25.0	25.7		ug/L		103	74 - 156

Surrogate	LCS %Recovery	LCS Qualifier	Limits
4-Bromofluorobenzene	101		67 - 130
1,2-Dichloroethane-d4 (Surr)	103		72 - 130
Toluene-d8 (Surr)	95		70 - 130

Lab Sample ID: LCS 720-276016/7

Matrix: Water

Analysis Batch: 276016

Client Sample ID: Lab Control Sample

Prep Type: Total/NA

Analyte	Spike Added	LCS Result	LCS Qualifier	Unit	D	%Rec	%Rec. Limits
Gasoline Range Organics (GRO) -C4-C12	500	537		ug/L		107	77 - 130

Surrogate	LCS %Recovery	LCS Qualifier	Limits
4-Bromofluorobenzene	97		67 - 130
1,2-Dichloroethane-d4 (Surr)	102		72 - 130
Toluene-d8 (Surr)	96		70 - 130

Lab Sample ID: LCSD 720-276016/6

Matrix: Water

Analysis Batch: 276016

Client Sample ID: Lab Control Sample Dup

Prep Type: Total/NA

Analyte	Spike Added	LCSD Result	LCSD Qualifier	Unit	D	%Rec	%Rec. Limits	RPD	RPD Limit
Methyl tert-butyl ether	25.0	24.0		ug/L		96	70 - 130	3	20
Acetone	125	141		ug/L		113	61 - 147	8	30
Benzene	25.0	23.9		ug/L		96	79 - 119	1	20
Dichlorobromomethane	25.0	24.8		ug/L		99	81 - 130	2	20
Bromobenzene	25.0	22.9		ug/L		92	77 - 117	1	20
Chlorobromomethane	25.0	23.4		ug/L		94	81 - 122	1	20
Bromoform	25.0	22.3		ug/L		89	75 - 127	4	20
Bromomethane	25.0	23.3		ug/L		93	70 - 132	7	20
2-Butanone (MEK)	125	132		ug/L		106	66 - 133	3	22
n-Butylbenzene	25.0	26.4		ug/L		105	78 - 119	0	20
sec-Butylbenzene	25.0	24.8		ug/L		99	78 - 118	1	20
tert-Butylbenzene	25.0	23.6		ug/L		94	78 - 118	1	20
Carbon disulfide	25.0	24.1		ug/L		96	64 - 127	0	20
Carbon tetrachloride	25.0	22.6		ug/L		90	72 - 142	1	20
Chlorobenzene	25.0	23.4		ug/L		93	76 - 116	2	20
Chloroethane	25.0	26.5		ug/L		106	70 - 131	7	20
Chloroform	25.0	24.0		ug/L		96	82 - 119	2	20
Chloromethane	25.0	27.4		ug/L		110	49 - 134	12	20
2-Chlorotoluene	25.0	24.6		ug/L		98	75 - 115	1	20
4-Chlorotoluene	25.0	25.2		ug/L		101	73 - 119	0	20
Chlorodibromomethane	25.0	23.2		ug/L		93	77 - 133	4	20
1,2-Dichlorobenzene	25.0	23.4		ug/L		94	77 - 117	2	20
1,3-Dichlorobenzene	25.0	23.4		ug/L		94	76 - 116	1	20

Eurofins TestAmerica, Pleasanton

QC Sample Results

Client: Cornerstone Earth Group
Project/Site: Meridian, Parkmoor, and Race St

Job ID: 720-95939-1

Method: 8260B/CA_LUFTMS - 8260B / CA LUFT MS (Continued)

Lab Sample ID: LCSD 720-276016/6

Matrix: Water

Analysis Batch: 276016

Client Sample ID: Lab Control Sample Dup

Prep Type: Total/NA

Analyte	Spike Added	LCSD Result	LCSD Qualifier	Unit	D	%Rec	%Rec. Limits	RPD	RPD Limit
1,4-Dichlorobenzene	25.0	23.2		ug/L		93	76 - 116	1	20
1,3-Dichloropropane	25.0	24.9		ug/L		100	77 - 117	3	20
1,1-Dichloropropene	25.0	24.0		ug/L		96	83 - 130	0	20
1,2-Dibromo-3-Chloropropane	25.0	22.7		ug/L		91	74 - 126	7	20
Ethylene Dibromide	25.0	24.0		ug/L		96	80 - 121	3	20
Dibromomethane	25.0	25.1		ug/L		100	79 - 117	3	20
Dichlorodifluoromethane	25.0	17.9		ug/L		71	21 - 150	13	20
1,1-Dichloroethane	25.0	26.3		ug/L		105	77 - 119	0	20
1,2-Dichloroethane	25.0	24.3		ug/L		97	73 - 122	2	20
1,1-Dichloroethene	25.0	23.1		ug/L		93	69 - 119	0	20
cis-1,2-Dichloroethene	25.0	25.6		ug/L		102	77 - 117	1	20
trans-1,2-Dichloroethene	25.0	22.8		ug/L		91	79 - 117	0	20
1,2-Dichloropropane	25.0	27.0		ug/L		108	79 - 119	1	20
cis-1,3-Dichloropropene	25.0	24.7		ug/L		99	82 - 119	1	20
trans-1,3-Dichloropropene	25.0	25.1		ug/L		101	76 - 122	2	20
Ethylbenzene	25.0	24.3		ug/L		97	77 - 117	1	20
Hexachlorobutadiene	25.0	19.6		ug/L		78	78 - 140	0	20
2-Hexanone	125	151		ug/L		121	63 - 140	5	24
Isopropylbenzene	25.0	23.7		ug/L		95	77 - 130	1	20
4-Isopropyltoluene	25.0	24.3		ug/L		97	80 - 120	0	20
Methylene Chloride	25.0	23.5		ug/L		94	75 - 117	2	20
4-Methyl-2-pentanone (MIBK)	125	153		ug/L		122	66 - 140	5	21
Naphthalene	25.0	23.4		ug/L		94	81 - 121	5	20
N-Propylbenzene	25.0	25.9		ug/L		104	77 - 117	0	20
Styrene	25.0	24.1		ug/L		96	76 - 116	0	20
1,1,1,2-Tetrachloroethane	25.0	23.4		ug/L		94	81 - 121	2	20
1,1,2,2-Tetrachloroethane	25.0	27.9		ug/L		111	70 - 115	5	20
Tetrachloroethene	25.0	20.6		ug/L		83	81 - 130	1	20
Toluene	25.0	24.3		ug/L		97	75 - 120	1	20
1,2,3-Trichlorobenzene	25.0	21.8		ug/L		87	87 - 123	2	20
1,2,4-Trichlorobenzene	25.0	22.5		ug/L		90	78 - 120	0	20
1,1,1-Trichloroethane	25.0	22.5		ug/L		90	74 - 130	0	20
1,1,2-Trichloroethane	25.0	25.3		ug/L		101	80 - 117	3	20
Trichloroethene	25.0	21.9		ug/L		87	80 - 123	0	20
Trichlorofluoromethane	25.0	20.9		ug/L		84	75 - 141	1	20
1,2,3-Trichloropropane	25.0	24.9		ug/L		99	77 - 120	5	20
1,1,2-Trichloro-1,2,2-trifluoroethane	25.0	21.2		ug/L		85	70 - 133	1	20
1,2,4-Trimethylbenzene	25.0	23.5		ug/L		94	75 - 115	1	20
1,3,5-Trimethylbenzene	25.0	23.7		ug/L		95	77 - 117	1	20
Vinyl acetate	25.0	31.8 *		ug/L		127	50 - 126	3	20
Vinyl chloride	25.0	26.2		ug/L		105	58 - 138	12	20
m-Xylene & p-Xylene	25.0	23.4		ug/L		93	74 - 119	1	20
o-Xylene	25.0	23.8		ug/L		95	77 - 118	2	20
2,2-Dichloropropane	25.0	26.3		ug/L		105	74 - 156	2	20

Surrogate	LCSD %Recovery	LCSD Qualifier	Limits
4-Bromofluorobenzene	99		67 - 130

Eurofins TestAmerica, Pleasanton

QC Sample Results

Client: Cornerstone Earth Group
Project/Site: Meridian, Parkmoor, and Race St

Job ID: 720-95939-1

Method: 8260B/CA_LUFTMS - 8260B / CA LUFT MS (Continued)

Lab Sample ID: LCSD 720-276016/6

Matrix: Water

Analysis Batch: 276016

Client Sample ID: Lab Control Sample Dup

Prep Type: Total/NA

	LCSD	LCSD	
Surrogate	%Recovery	Qualifier	Limits
1,2-Dichloroethane-d4 (Surr)	99		72 - 130
Toluene-d8 (Surr)	95		70 - 130

Lab Sample ID: LCSD 720-276016/8

Matrix: Water

Analysis Batch: 276016

Client Sample ID: Lab Control Sample Dup

Prep Type: Total/NA

Analyte	Spike Added	LCSD Result	LCSD Qualifier	Unit	D	%Rec	%Rec. Limits	RPD	RPD Limit
Gasoline Range Organics (GRO)	500	532		ug/L		106	77 - 130	1	20
-C4-C12									

	LCSD	LCSD	
Surrogate	%Recovery	Qualifier	Limits
4-Bromofluorobenzene	99		67 - 130
1,2-Dichloroethane-d4 (Surr)	100		72 - 130
Toluene-d8 (Surr)	94		70 - 130

Lab Sample ID: 720-95939-18 MS

Matrix: Water

Analysis Batch: 276016

Client Sample ID: EB-5

Prep Type: Total/NA

Analyte	Sample Result	Sample Qualifier	Spike Added	MS Result	MS Qualifier	Unit	D	%Rec	%Rec. Limits
Methyl tert-butyl ether	ND		25.0	24.1		ug/L		97	60 - 138
Acetone	ND		125	139		ug/L		111	60 - 140
Benzene	ND		25.0	25.2		ug/L		101	60 - 140
Dichlorobromomethane	ND		25.0	26.1		ug/L		104	60 - 140
Bromobenzene	ND		25.0	23.7		ug/L		95	60 - 140
Chlorobromomethane	ND		25.0	24.0		ug/L		96	60 - 140
Bromoform	ND		25.0	22.9		ug/L		92	56 - 140
Bromomethane	ND		25.0	22.6		ug/L		90	23 - 140
2-Butanone (MEK)	ND		125	131		ug/L		105	60 - 140
n-Butylbenzene	ND		25.0	27.6		ug/L		111	60 - 140
sec-Butylbenzene	ND		25.0	26.2		ug/L		105	60 - 140
tert-Butylbenzene	ND		25.0	24.7		ug/L		99	60 - 140
Carbon disulfide	ND		25.0	25.0		ug/L		100	38 - 140
Carbon tetrachloride	ND		25.0	23.6		ug/L		94	60 - 140
Chlorobenzene	ND		25.0	24.6		ug/L		98	60 - 140
Chloroethane	ND		25.0	25.7		ug/L		103	51 - 140
Chloroform	ND		25.0	25.3		ug/L		101	60 - 140
Chloromethane	ND		25.0	26.8		ug/L		107	52 - 140
2-Chlorotoluene	ND		25.0	25.5		ug/L		102	60 - 140
4-Chlorotoluene	ND		25.0	26.1		ug/L		104	60 - 140
Chlorodibromomethane	ND		25.0	24.6		ug/L		99	60 - 140
1,2-Dichlorobenzene	ND		25.0	24.7		ug/L		99	60 - 140
1,3-Dichlorobenzene	ND		25.0	24.6		ug/L		98	60 - 140
1,4-Dichlorobenzene	ND		25.0	24.4		ug/L		97	60 - 140
1,3-Dichloropropane	ND		25.0	26.1		ug/L		105	60 - 140
1,1-Dichloropropene	ND		25.0	25.0		ug/L		100	60 - 140
1,2-Dibromo-3-Chloropropane	ND		25.0	22.5		ug/L		90	60 - 140

Eurofins TestAmerica, Pleasanton

QC Sample Results

Client: Cornerstone Earth Group
Project/Site: Meridian, Parkmoor, and Race St

Job ID: 720-95939-1

Method: 8260B/CA_LUFTMS - 8260B / CA LUFT MS (Continued)

Lab Sample ID: 720-95939-18 MS

Matrix: Water

Analysis Batch: 276016

Client Sample ID: EB-5

Prep Type: Total/NA

Analyte	Sample Result	Sample Qualifier	Spike Added	MS Result	MS Qualifier	Unit	D	%Rec	%Rec. Limits
Ethylene Dibromide	ND		25.0	25.3		ug/L		101	60 - 140
Dibromomethane	ND		25.0	26.0		ug/L		104	60 - 140
Dichlorodifluoromethane	ND		25.0	19.8		ug/L		79	38 - 140
1,1-Dichloroethane	ND		25.0	27.0		ug/L		108	60 - 140
1,2-Dichloroethane	ND		25.0	25.5		ug/L		102	60 - 140
1,1-Dichloroethene	ND		25.0	23.0		ug/L		92	60 - 140
cis-1,2-Dichloroethene	ND		25.0	27.2		ug/L		109	60 - 140
trans-1,2-Dichloroethene	ND		25.0	23.1		ug/L		92	60 - 140
1,2-Dichloropropane	ND		25.0	27.8		ug/L		111	60 - 140
cis-1,3-Dichloropropene	ND		25.0	25.1		ug/L		100	60 - 140
trans-1,3-Dichloropropene	ND		25.0	25.8		ug/L		103	60 - 140
Ethylbenzene	ND		25.0	25.4		ug/L		102	60 - 140
Hexachlorobutadiene	ND		25.0	21.3		ug/L		85	60 - 140
2-Hexanone	ND		125	152		ug/L		121	60 - 140
Isopropylbenzene	ND		25.0	25.2		ug/L		101	60 - 140
4-Isopropyltoluene	ND		25.0	25.5		ug/L		102	60 - 140
Methylene Chloride	ND		25.0	22.8		ug/L		91	40 - 140
4-Methyl-2-pentanone (MIBK)	ND		125	155		ug/L		124	58 - 130
Naphthalene	ND		25.0	24.5		ug/L		98	56 - 140
N-Propylbenzene	ND		25.0	26.8		ug/L		107	60 - 140
Styrene	ND		25.0	25.3		ug/L		101	60 - 140
1,1,1,2-Tetrachloroethane	ND		25.0	24.5		ug/L		98	60 - 140
1,1,2,2-Tetrachloroethane	ND *		25.0	28.0		ug/L		112	60 - 140
Tetrachloroethene	ND		25.0	21.9		ug/L		87	60 - 140
Toluene	ND		25.0	24.8		ug/L		99	60 - 140
1,2,3-Trichlorobenzene	ND		25.0	23.0		ug/L		92	60 - 140
1,2,4-Trichlorobenzene	ND		25.0	23.4		ug/L		94	60 - 140
1,1,1-Trichloroethane	ND		25.0	23.8		ug/L		95	60 - 140
1,1,2-Trichloroethane	ND		25.0	26.3		ug/L		105	60 - 140
Trichloroethene	ND		25.0	22.6		ug/L		90	60 - 140
Trichlorofluoromethane	ND		25.0	21.7		ug/L		87	60 - 140
1,2,3-Trichloropropane	ND		25.0	24.9		ug/L		100	60 - 140
1,1,2-Trichloro-1,2,2-trifluoroethane	ND		25.0	22.0		ug/L		88	60 - 140
1,2,4-Trimethylbenzene	ND		25.0	24.7		ug/L		99	60 - 140
1,3,5-Trimethylbenzene	ND		25.0	25.0		ug/L		100	60 - 140
Vinyl acetate	ND *		25.0	32.5		ug/L		130	40 - 140
Vinyl chloride	ND		25.0	25.2		ug/L		101	58 - 140
m-Xylene & p-Xylene	ND		25.0	24.5		ug/L		98	60 - 140
o-Xylene	ND		25.0	25.2		ug/L		101	60 - 140
2,2-Dichloropropane	ND		25.0	26.6		ug/L		107	60 - 140
Surrogate	MS %Recovery	MS Qualifier	Limits						
4-Bromofluorobenzene	103		67 - 130						
1,2-Dichloroethane-d4 (Surr)	99		72 - 130						
Toluene-d8 (Surr)	95		70 - 130						

Eurofins TestAmerica, Pleasanton

QC Sample Results

Client: Cornerstone Earth Group
Project/Site: Meridian, Parkmoor, and Race St

Job ID: 720-95939-1

Method: 8260B/CA_LUFTMS - 8260B / CA LUFT MS (Continued)

Lab Sample ID: 720-95939-18 MSD

Matrix: Water

Analysis Batch: 276016

Client Sample ID: EB-5

Prep Type: Total/NA

Analyte	Sample Result	Sample Qualifier	Spike Added	MSD Result	MSD Qualifier	Unit	D	%Rec	%Rec. Limits	RPD	RPD Limit
Methyl tert-butyl ether	ND		25.0	24.7		ug/L		99	60 - 138	2	20
Acetone	ND		125	148		ug/L		119	60 - 140	7	20
Benzene	ND		25.0	25.0		ug/L		100	60 - 140	1	20
Dichlorobromomethane	ND		25.0	25.6		ug/L		102	60 - 140	2	20
Bromobenzene	ND		25.0	23.4		ug/L		93	60 - 140	2	20
Chlorobromomethane	ND		25.0	24.2		ug/L		97	60 - 140	1	20
Bromoform	ND		25.0	23.3		ug/L		93	56 - 140	2	20
Bromomethane	ND		25.0	24.2		ug/L		97	23 - 140	7	20
2-Butanone (MEK)	ND		125	137		ug/L		109	60 - 140	4	20
n-Butylbenzene	ND		25.0	27.7		ug/L		111	60 - 140	0	20
sec-Butylbenzene	ND		25.0	25.7		ug/L		103	60 - 140	2	20
tert-Butylbenzene	ND		25.0	24.5		ug/L		98	60 - 140	1	20
Carbon disulfide	ND		25.0	25.0		ug/L		100	38 - 140	0	20
Carbon tetrachloride	ND		25.0	23.5		ug/L		94	60 - 140	0	20
Chlorobenzene	ND		25.0	24.4		ug/L		97	60 - 140	1	20
Chloroethane	ND		25.0	27.6		ug/L		111	51 - 140	7	20
Chloroform	ND		25.0	25.3		ug/L		101	60 - 140	0	20
Chloromethane	ND		25.0	30.4		ug/L		121	52 - 140	13	20
2-Chlorotoluene	ND		25.0	25.1		ug/L		100	60 - 140	2	20
4-Chlorotoluene	ND		25.0	25.8		ug/L		103	60 - 140	1	20
Chlorodibromomethane	ND		25.0	24.6		ug/L		99	60 - 140	0	20
1,2-Dichlorobenzene	ND		25.0	24.6		ug/L		98	60 - 140	1	20
1,3-Dichlorobenzene	ND		25.0	24.4		ug/L		98	60 - 140	1	20
1,4-Dichlorobenzene	ND		25.0	24.2		ug/L		97	60 - 140	1	20
1,3-Dichloropropane	ND		25.0	26.1		ug/L		104	60 - 140	0	20
1,1-Dichloropropene	ND		25.0	25.1		ug/L		101	60 - 140	0	20
1,2-Dibromo-3-Chloropropane	ND		25.0	23.6		ug/L		95	60 - 140	5	20
Ethylene Dibromide	ND		25.0	25.6		ug/L		102	60 - 140	1	20
Dibromomethane	ND		25.0	26.3		ug/L		105	60 - 140	1	20
Dichlorodifluoromethane	ND		25.0	22.4		ug/L		90	38 - 140	13	20
1,1-Dichloroethane	ND		25.0	27.0		ug/L		108	60 - 140	0	20
1,2-Dichloroethane	ND		25.0	25.6		ug/L		103	60 - 140	0	20
1,1-Dichloroethene	ND		25.0	23.4		ug/L		94	60 - 140	2	20
cis-1,2-Dichloroethene	ND		25.0	26.9		ug/L		107	60 - 140	1	20
trans-1,2-Dichloroethene	ND		25.0	23.1		ug/L		92	60 - 140	0	20
1,2-Dichloropropane	ND		25.0	27.8		ug/L		111	60 - 140	0	20
cis-1,3-Dichloropropene	ND		25.0	25.3		ug/L		101	60 - 140	1	20
trans-1,3-Dichloropropene	ND		25.0	25.9		ug/L		104	60 - 140	1	20
Ethylbenzene	ND		25.0	25.2		ug/L		101	60 - 140	1	20
Hexachlorobutadiene	ND		25.0	21.1		ug/L		84	60 - 140	1	20
2-Hexanone	ND		125	159		ug/L		127	60 - 140	5	20
Isopropylbenzene	ND		25.0	24.9		ug/L		99	60 - 140	1	20
4-Isopropyltoluene	ND		25.0	25.4		ug/L		102	60 - 140	0	20
Methylene Chloride	ND		25.0	22.9		ug/L		92	40 - 140	0	20
4-Methyl-2-pentanone (MIBK)	ND		125	161		ug/L		129	58 - 130	4	20
Naphthalene	ND		25.0	25.7		ug/L		103	56 - 140	5	20
N-Propylbenzene	ND		25.0	26.5		ug/L		106	60 - 140	1	20
Styrene	ND		25.0	25.2		ug/L		101	60 - 140	0	20

Eurofins TestAmerica, Pleasanton

QC Sample Results

Client: Cornerstone Earth Group
Project/Site: Meridian, Parkmoor, and Race St

Job ID: 720-95939-1

Method: 8260B/CA_LUFTMS - 8260B / CA LUFT MS (Continued)

Lab Sample ID: 720-95939-18 MSD

Matrix: Water

Analysis Batch: 276016

Client Sample ID: EB-5

Prep Type: Total/NA

Analyte	Sample Result	Sample Qualifier	Spike Added	MSD Result	MSD Qualifier	Unit	D	%Rec	%Rec. Limits	RPD	RPD Limit
1,1,1,2-Tetrachloroethane	ND		25.0	24.4		ug/L		98	60 - 140	0	20
1,1,2,2-Tetrachloroethane	ND	*	25.0	28.6		ug/L		114	60 - 140	2	20
Tetrachloroethene	ND		25.0	21.5		ug/L		86	60 - 140	1	20
Toluene	ND		25.0	24.9		ug/L		100	60 - 140	1	20
1,2,3-Trichlorobenzene	ND		25.0	23.7		ug/L		95	60 - 140	3	20
1,2,4-Trichlorobenzene	ND		25.0	23.4		ug/L		93	60 - 140	0	20
1,1,1-Trichloroethane	ND		25.0	23.7		ug/L		95	60 - 140	0	20
1,1,2-Trichloroethane	ND		25.0	26.4		ug/L		105	60 - 140	0	20
Trichloroethene	ND		25.0	22.7		ug/L		91	60 - 140	0	20
Trichlorofluoromethane	ND		25.0	21.9		ug/L		88	60 - 140	1	20
1,2,3-Trichloropropane	ND		25.0	25.9		ug/L		103	60 - 140	4	20
1,1,2-Trichloro-1,2,2-trifluoroethane	ND		25.0	22.1		ug/L		88	60 - 140	0	20
1,2,4-Trimethylbenzene	ND		25.0	24.3		ug/L		97	60 - 140	2	20
1,3,5-Trimethylbenzene	ND		25.0	24.6		ug/L		98	60 - 140	2	20
Vinyl acetate	ND	*	25.0	32.9		ug/L		132	40 - 140	1	20
Vinyl chloride	ND		25.0	28.3		ug/L		113	58 - 140	12	20
m-Xylene & p-Xylene	ND		25.0	24.1		ug/L		96	60 - 140	1	20
o-Xylene	ND		25.0	24.9		ug/L		100	60 - 140	1	20
2,2-Dichloropropane	ND		25.0	26.2		ug/L		105	60 - 140	2	20

Surrogate	MSD %Recovery	MSD Qualifier	Limits
4-Bromofluorobenzene	101		67 - 130
1,2-Dichloroethane-d4 (Surr)	103		72 - 130
Toluene-d8 (Surr)	96		70 - 130

Lab Sample ID: MB 720-276037/4

Matrix: Water

Analysis Batch: 276037

Client Sample ID: Method Blank

Prep Type: Total/NA

Analyte	MB Result	MB Qualifier	RL	MDL	Unit	D	Prepared	Analyzed	Dil Fac
Methyl tert-butyl ether	ND		0.50		ug/L			11/12/19 09:49	1
Acetone	ND		50		ug/L			11/12/19 09:49	1
Benzene	ND		0.50		ug/L			11/12/19 09:49	1
Dichlorobromomethane	ND		0.50		ug/L			11/12/19 09:49	1
Bromobenzene	ND		1.0		ug/L			11/12/19 09:49	1
Chlorobromomethane	ND		1.0		ug/L			11/12/19 09:49	1
Bromoform	ND		1.0		ug/L			11/12/19 09:49	1
Bromomethane	ND		1.0		ug/L			11/12/19 09:49	1
2-Butanone (MEK)	ND		50		ug/L			11/12/19 09:49	1
n-Butylbenzene	ND		1.0		ug/L			11/12/19 09:49	1
sec-Butylbenzene	ND		1.0		ug/L			11/12/19 09:49	1
tert-Butylbenzene	ND		1.0		ug/L			11/12/19 09:49	1
Carbon disulfide	ND		5.0		ug/L			11/12/19 09:49	1
Carbon tetrachloride	ND		0.50		ug/L			11/12/19 09:49	1
Chlorobenzene	ND		0.50		ug/L			11/12/19 09:49	1
Chloroethane	ND		1.0		ug/L			11/12/19 09:49	1
Chloroform	ND		1.0		ug/L			11/12/19 09:49	1
Chloromethane	ND		1.0		ug/L			11/12/19 09:49	1

Eurofins TestAmerica, Pleasanton

QC Sample Results

Client: Cornerstone Earth Group
Project/Site: Meridian, Parkmoor, and Race St

Job ID: 720-95939-1

Method: 8260B/CA_LUFTMS - 8260B / CA LUFT MS (Continued)

Lab Sample ID: MB 720-276037/4

Matrix: Water

Analysis Batch: 276037

Client Sample ID: Method Blank

Prep Type: Total/NA

Analyte	MB Result	MB Qualifier	RL	MDL	Unit	D	Prepared	Analyzed	Dil Fac
2-Chlorotoluene	ND		0.50		ug/L			11/12/19 09:49	1
4-Chlorotoluene	ND		0.50		ug/L			11/12/19 09:49	1
Chlorodibromomethane	ND		0.50		ug/L			11/12/19 09:49	1
1,2-Dichlorobenzene	ND		0.50		ug/L			11/12/19 09:49	1
1,3-Dichlorobenzene	ND		0.50		ug/L			11/12/19 09:49	1
1,4-Dichlorobenzene	ND		0.50		ug/L			11/12/19 09:49	1
1,3-Dichloropropane	ND		1.0		ug/L			11/12/19 09:49	1
1,1-Dichloropropene	ND		0.50		ug/L			11/12/19 09:49	1
1,2-Dibromo-3-Chloropropane	ND		1.0		ug/L			11/12/19 09:49	1
Ethylene Dibromide	ND		0.50		ug/L			11/12/19 09:49	1
Dibromomethane	ND		0.50		ug/L			11/12/19 09:49	1
Dichlorodifluoromethane	ND		0.50		ug/L			11/12/19 09:49	1
1,1-Dichloroethane	ND		0.50		ug/L			11/12/19 09:49	1
1,2-Dichloroethane	ND		0.50		ug/L			11/12/19 09:49	1
1,1-Dichloroethene	ND		0.50		ug/L			11/12/19 09:49	1
cis-1,2-Dichloroethene	ND		0.50		ug/L			11/12/19 09:49	1
trans-1,2-Dichloroethene	ND		0.50		ug/L			11/12/19 09:49	1
1,2-Dichloropropane	ND		0.50		ug/L			11/12/19 09:49	1
cis-1,3-Dichloropropene	ND		0.50		ug/L			11/12/19 09:49	1
trans-1,3-Dichloropropene	ND		0.50		ug/L			11/12/19 09:49	1
Ethylbenzene	ND		0.50		ug/L			11/12/19 09:49	1
Hexachlorobutadiene	ND		1.0		ug/L			11/12/19 09:49	1
2-Hexanone	ND		50		ug/L			11/12/19 09:49	1
Isopropylbenzene	ND		0.50		ug/L			11/12/19 09:49	1
4-Isopropyltoluene	ND		1.0		ug/L			11/12/19 09:49	1
Methylene Chloride	ND		5.0		ug/L			11/12/19 09:49	1
4-Methyl-2-pentanone (MIBK)	ND		50		ug/L			11/12/19 09:49	1
Naphthalene	ND		1.0		ug/L			11/12/19 09:49	1
N-Propylbenzene	ND		1.0		ug/L			11/12/19 09:49	1
Styrene	ND		0.50		ug/L			11/12/19 09:49	1
1,1,1,2-Tetrachloroethane	ND		0.50		ug/L			11/12/19 09:49	1
1,1,2,2-Tetrachloroethane	ND		0.50		ug/L			11/12/19 09:49	1
Tetrachloroethene	ND		0.50		ug/L			11/12/19 09:49	1
Toluene	ND		0.50		ug/L			11/12/19 09:49	1
1,2,3-Trichlorobenzene	ND		1.0		ug/L			11/12/19 09:49	1
1,2,4-Trichlorobenzene	ND		1.0		ug/L			11/12/19 09:49	1
1,1,1-Trichloroethane	ND		0.50		ug/L			11/12/19 09:49	1
1,1,2-Trichloroethane	ND		0.50		ug/L			11/12/19 09:49	1
Trichloroethene	ND		0.50		ug/L			11/12/19 09:49	1
Trichlorofluoromethane	ND		1.0		ug/L			11/12/19 09:49	1
1,2,3-Trichloropropane	ND		1.0		ug/L			11/12/19 09:49	1
1,1,2-Trichloro-1,2,2-trifluoroethane	ND		0.50		ug/L			11/12/19 09:49	1
1,2,4-Trimethylbenzene	ND		0.50		ug/L			11/12/19 09:49	1
1,3,5-Trimethylbenzene	ND		0.50		ug/L			11/12/19 09:49	1
Vinyl acetate	ND		10		ug/L			11/12/19 09:49	1
Vinyl chloride	ND		0.50		ug/L			11/12/19 09:49	1
Xylenes, Total	ND		0.50		ug/L			11/12/19 09:49	1
2,2-Dichloropropane	ND		0.50		ug/L			11/12/19 09:49	1

Eurofins TestAmerica, Pleasanton

QC Sample Results

Client: Cornerstone Earth Group
Project/Site: Meridian, Parkmoor, and Race St

Job ID: 720-95939-1

Method: 8260B/CA_LUFTMS - 8260B / CA LUFT MS (Continued)

Lab Sample ID: MB 720-276037/4

Matrix: Water

Analysis Batch: 276037

Client Sample ID: Method Blank

Prep Type: Total/NA

Analyte	MB Result	MB Qualifier	RL	MDL	Unit	D	Prepared	Analyzed	Dil Fac
Gasoline Range Organics (GRO) -C4-C12	ND		50		ug/L			11/12/19 09:49	1

Surrogate	MB %Recovery	MB Qualifier	Limits	Prepared	Analyzed	Dil Fac
4-Bromofluorobenzene	95		67 - 130		11/12/19 09:49	1
1,2-Dichloroethane-d4 (Surr)	102		72 - 130		11/12/19 09:49	1
Toluene-d8 (Surr)	94		70 - 130		11/12/19 09:49	1

Lab Sample ID: LCS 720-276037/5

Matrix: Water

Analysis Batch: 276037

Client Sample ID: Lab Control Sample

Prep Type: Total/NA

Analyte	Spike Added	LCS Result	LCS Qualifier	Unit	D	%Rec	%Rec. Limits
Methyl tert-butyl ether	25.0	24.2		ug/L		97	70 - 130
Acetone	125	137		ug/L		110	61 - 147
Benzene	25.0	25.2		ug/L		101	79 - 119
Dichlorobromomethane	25.0	26.0		ug/L		104	81 - 130
Bromobenzene	25.0	23.3		ug/L		93	77 - 117
Chlorobromomethane	25.0	23.4		ug/L		93	81 - 122
Bromoform	25.0	22.9		ug/L		91	75 - 127
Bromomethane	25.0	22.8		ug/L		91	70 - 132
2-Butanone (MEK)	125	123		ug/L		98	66 - 133
n-Butylbenzene	25.0	28.3		ug/L		113	78 - 119
sec-Butylbenzene	25.0	26.2		ug/L		105	78 - 118
tert-Butylbenzene	25.0	24.6		ug/L		99	78 - 118
Carbon disulfide	25.0	25.5		ug/L		102	64 - 127
Carbon tetrachloride	25.0	24.1		ug/L		97	72 - 142
Chlorobenzene	25.0	24.4		ug/L		98	76 - 116
Chloroethane	25.0	26.3		ug/L		105	70 - 131
Chloroform	25.0	25.0		ug/L		100	82 - 119
Chloromethane	25.0	26.8		ug/L		107	49 - 134
2-Chlorotoluene	25.0	25.5		ug/L		102	75 - 115
4-Chlorotoluene	25.0	26.0		ug/L		104	73 - 119
Chlorodibromomethane	25.0	24.3		ug/L		97	77 - 133
1,2-Dichlorobenzene	25.0	24.4		ug/L		97	77 - 117
1,3-Dichlorobenzene	25.0	24.5		ug/L		98	76 - 116
1,4-Dichlorobenzene	25.0	24.2		ug/L		97	76 - 116
1,3-Dichloropropane	25.0	25.6		ug/L		102	77 - 117
1,1-Dichloropropene	25.0	25.6		ug/L		102	83 - 130
1,2-Dibromo-3-Chloropropane	25.0	22.1		ug/L		88	74 - 126
Ethylene Dibromide	25.0	24.6		ug/L		98	80 - 121
Dibromomethane	25.0	25.5		ug/L		102	79 - 117
Dichlorodifluoromethane	25.0	19.4		ug/L		78	21 - 150
1,1-Dichloroethane	25.0	27.2		ug/L		109	77 - 119
1,2-Dichloroethane	25.0	25.0		ug/L		100	73 - 122
1,1-Dichloroethene	25.0	24.0		ug/L		96	69 - 119
cis-1,2-Dichloroethene	25.0	27.0		ug/L		108	77 - 117
trans-1,2-Dichloroethene	25.0	23.6		ug/L		94	79 - 117
1,2-Dichloropropane	25.0	27.9		ug/L		112	79 - 119

Eurofins TestAmerica, Pleasanton

QC Sample Results

Client: Cornerstone Earth Group
Project/Site: Meridian, Parkmoor, and Race St

Job ID: 720-95939-1

Method: 8260B/CA_LUFTMS - 8260B / CA LUFT MS (Continued)

Lab Sample ID: LCS 720-276037/5

Matrix: Water

Analysis Batch: 276037

Client Sample ID: Lab Control Sample

Prep Type: Total/NA

Analyte	Spike Added	LCS Result	LCS Qualifier	Unit	D	%Rec	%Rec. Limits
cis-1,3-Dichloropropene	25.0	25.6		ug/L		102	82 - 119
trans-1,3-Dichloropropene	25.0	25.9		ug/L		104	76 - 122
Ethylbenzene	25.0	25.6		ug/L		102	77 - 117
Hexachlorobutadiene	25.0	21.2		ug/L		85	78 - 140
2-Hexanone	125	151		ug/L		121	63 - 140
Isopropylbenzene	25.0	25.2		ug/L		101	77 - 130
4-Isopropyltoluene	25.0	25.8		ug/L		103	80 - 120
Methylene Chloride	25.0	23.3		ug/L		93	75 - 117
4-Methyl-2-pentanone (MIBK)	125	153		ug/L		122	66 - 140
Naphthalene	25.0	24.4		ug/L		98	81 - 121
N-Propylbenzene	25.0	27.0		ug/L		108	77 - 117
Styrene	25.0	25.0		ug/L		100	76 - 116
1,1,1,2-Tetrachloroethane	25.0	24.6		ug/L		98	81 - 121
1,1,2,2-Tetrachloroethane	25.0	27.7		ug/L		111	70 - 115
Tetrachloroethene	25.0	21.8		ug/L		87	81 - 130
Toluene	25.0	25.1		ug/L		100	75 - 120
1,2,3-Trichlorobenzene	25.0	23.2		ug/L		93	87 - 123
1,2,4-Trichlorobenzene	25.0	23.5		ug/L		94	78 - 120
1,1,1-Trichloroethane	25.0	23.8		ug/L		95	74 - 130
1,1,2-Trichloroethane	25.0	25.9		ug/L		104	80 - 117
Trichloroethene	25.0	23.0		ug/L		92	80 - 123
Trichlorofluoromethane	25.0	22.1		ug/L		88	75 - 141
1,2,3-Trichloropropane	25.0	24.8		ug/L		99	77 - 120
1,1,2-Trichloro-1,2,2-trifluoroethane	25.0	22.2		ug/L		89	70 - 133
1,2,4-Trimethylbenzene	25.0	24.6		ug/L		99	75 - 115
1,3,5-Trimethylbenzene	25.0	24.7		ug/L		99	77 - 117
Vinyl acetate	25.0	32.9 *		ug/L		131	50 - 126
Vinyl chloride	25.0	25.7		ug/L		103	58 - 138
m-Xylene & p-Xylene	25.0	24.5		ug/L		98	74 - 119
o-Xylene	25.0	25.1		ug/L		100	77 - 118
2,2-Dichloropropane	25.0	27.5		ug/L		110	74 - 156

Surrogate	LCS %Recovery	LCS Qualifier	Limits
4-Bromofluorobenzene	101		67 - 130
1,2-Dichloroethane-d4 (Surr)	99		72 - 130
Toluene-d8 (Surr)	96		70 - 130

Lab Sample ID: LCS 720-276037/7

Matrix: Water

Analysis Batch: 276037

Client Sample ID: Lab Control Sample

Prep Type: Total/NA

Analyte	Spike Added	LCS Result	LCS Qualifier	Unit	D	%Rec	%Rec. Limits
Gasoline Range Organics (GRO)	500	544		ug/L		109	77 - 130
-C4-C12							

Surrogate	LCS %Recovery	LCS Qualifier	Limits
4-Bromofluorobenzene	99		67 - 130

Eurofins TestAmerica, Pleasanton

QC Sample Results

Client: Cornerstone Earth Group
Project/Site: Meridian, Parkmoor, and Race St

Job ID: 720-95939-1

Method: 8260B/CA_LUFTMS - 8260B / CA LUFT MS (Continued)

Lab Sample ID: LCS 720-276037/7

Matrix: Water

Analysis Batch: 276037

Client Sample ID: Lab Control Sample

Prep Type: Total/NA

Surrogate	LCS %Recovery	LCS Qualifier	Limits
1,2-Dichloroethane-d4 (Surr)	101		72 - 130
Toluene-d8 (Surr)	95		70 - 130

Lab Sample ID: LCSD 720-276037/6

Matrix: Water

Analysis Batch: 276037

Client Sample ID: Lab Control Sample Dup

Prep Type: Total/NA

Analyte	Spike Added	LCSD Result	LCSD Qualifier	Unit	D	%Rec	%Rec. Limits	RPD	RPD Limit
Methyl tert-butyl ether	25.0	24.0		ug/L		96	70 - 130	1	20
Acetone	125	136		ug/L		109	61 - 147	1	30
Benzene	25.0	25.3		ug/L		101	79 - 119	0	20
Dichlorobromomethane	25.0	25.9		ug/L		103	81 - 130	0	20
Bromobenzene	25.0	23.9		ug/L		95	77 - 117	3	20
Chlorobromomethane	25.0	24.1		ug/L		97	81 - 122	3	20
Bromoform	25.0	22.6		ug/L		90	75 - 127	1	20
Bromomethane	25.0	24.3		ug/L		97	70 - 132	7	20
2-Butanone (MEK)	125	126		ug/L		101	66 - 133	3	22
n-Butylbenzene	25.0	28.0		ug/L		112	78 - 119	1	20
sec-Butylbenzene	25.0	26.4		ug/L		106	78 - 118	1	20
tert-Butylbenzene	25.0	25.1		ug/L		100	78 - 118	2	20
Carbon disulfide	25.0	25.5		ug/L		102	64 - 127	0	20
Carbon tetrachloride	25.0	23.9		ug/L		96	72 - 142	1	20
Chlorobenzene	25.0	24.2		ug/L		97	76 - 116	1	20
Chloroethane	25.0	27.8		ug/L		111	70 - 131	6	20
Chloroform	25.0	25.1		ug/L		100	82 - 119	0	20
Chloromethane	25.0	30.0		ug/L		120	49 - 134	11	20
2-Chlorotoluene	25.0	25.8		ug/L		103	75 - 115	1	20
4-Chlorotoluene	25.0	26.2		ug/L		105	73 - 119	1	20
Chlorodibromomethane	25.0	24.4		ug/L		97	77 - 133	0	20
1,2-Dichlorobenzene	25.0	24.4		ug/L		98	77 - 117	0	20
1,3-Dichlorobenzene	25.0	24.8		ug/L		99	76 - 116	1	20
1,4-Dichlorobenzene	25.0	24.5		ug/L		98	76 - 116	1	20
1,3-Dichloropropane	25.0	25.5		ug/L		102	77 - 117	0	20
1,1-Dichloropropene	25.0	25.2		ug/L		101	83 - 130	1	20
1,2-Dibromo-3-Chloropropane	25.0	22.4		ug/L		90	74 - 126	2	20
Ethylene Dibromide	25.0	24.6		ug/L		98	80 - 121	0	20
Dibromomethane	25.0	25.8		ug/L		103	79 - 117	1	20
Dichlorodifluoromethane	25.0	21.2		ug/L		85	21 - 150	9	20
1,1-Dichloroethane	25.0	27.3		ug/L		109	77 - 119	0	20
1,2-Dichloroethane	25.0	24.9		ug/L		100	73 - 122	0	20
1,1-Dichloroethene	25.0	23.9		ug/L		96	69 - 119	0	20
cis-1,2-Dichloroethene	25.0	27.1		ug/L		108	77 - 117	0	20
trans-1,2-Dichloroethene	25.0	23.9		ug/L		96	79 - 117	2	20
1,2-Dichloropropane	25.0	28.0		ug/L		112	79 - 119	0	20
cis-1,3-Dichloropropene	25.0	25.7		ug/L		103	82 - 119	0	20
trans-1,3-Dichloropropene	25.0	25.9		ug/L		104	76 - 122	0	20
Ethylbenzene	25.0	25.2		ug/L		101	77 - 117	1	20
Hexachlorobutadiene	25.0	21.2		ug/L		85	78 - 140	0	20

Eurofins TestAmerica, Pleasanton

QC Sample Results

Client: Cornerstone Earth Group
Project/Site: Meridian, Parkmoor, and Race St

Job ID: 720-95939-1

Method: 8260B/CA_LUFTMS - 8260B / CA LUFT MS (Continued)

Lab Sample ID: LCSD 720-276037/6

Matrix: Water

Analysis Batch: 276037

Client Sample ID: Lab Control Sample Dup

Prep Type: Total/NA

Analyte	Spike Added	LCSD Result	LCSD Qualifier	Unit	D	%Rec	%Rec. Limits	RPD	RPD Limit
2-Hexanone	125	147		ug/L		118	63 - 140	2	24
Isopropylbenzene	25.0	24.7		ug/L		99	77 - 130	2	20
4-Isopropyltoluene	25.0	25.9		ug/L		103	80 - 120	0	20
Methylene Chloride	25.0	23.8		ug/L		95	75 - 117	2	20
4-Methyl-2-pentanone (MIBK)	125	150		ug/L		120	66 - 140	2	21
Naphthalene	25.0	24.4		ug/L		98	81 - 121	0	20
N-Propylbenzene	25.0	27.3		ug/L		109	77 - 117	1	20
Styrene	25.0	24.8		ug/L		99	76 - 116	1	20
1,1,1,2-Tetrachloroethane	25.0	24.4		ug/L		97	81 - 121	1	20
1,1,2,2-Tetrachloroethane	25.0	27.6		ug/L		110	70 - 115	0	20
Tetrachloroethene	25.0	21.8		ug/L		87	81 - 130	0	20
Toluene	25.0	25.0		ug/L		100	75 - 120	1	20
1,2,3-Trichlorobenzene	25.0	23.1		ug/L		92	87 - 123	0	20
1,2,4-Trichlorobenzene	25.0	23.6		ug/L		94	78 - 120	1	20
1,1,1-Trichloroethane	25.0	23.9		ug/L		96	74 - 130	1	20
1,1,2-Trichloroethane	25.0	25.6		ug/L		102	80 - 117	1	20
Trichloroethene	25.0	22.8		ug/L		91	80 - 123	1	20
Trichlorofluoromethane	25.0	21.9		ug/L		88	75 - 141	1	20
1,2,3-Trichloropropane	25.0	24.3		ug/L		97	77 - 120	2	20
1,1,2-Trichloro-1,2,2-trifluoroethane	25.0	22.3		ug/L		89	70 - 133	0	20
1,2,4-Trimethylbenzene	25.0	24.9		ug/L		100	75 - 115	1	20
1,3,5-Trimethylbenzene	25.0	25.1		ug/L		100	77 - 117	2	20
Vinyl acetate	25.0	32.5 *		ug/L		130	50 - 126	1	20
Vinyl chloride	25.0	28.0		ug/L		112	58 - 138	9	20
m-Xylene & p-Xylene	25.0	24.3		ug/L		97	74 - 119	1	20
o-Xylene	25.0	24.9		ug/L		99	77 - 118	1	20
2,2-Dichloropropane	25.0	27.4		ug/L		110	74 - 156	0	20

Surrogate	LCSD %Recovery	LCSD Qualifier	Limits
4-Bromofluorobenzene	98		67 - 130
1,2-Dichloroethane-d4 (Surr)	97		72 - 130
Toluene-d8 (Surr)	97		70 - 130

Lab Sample ID: LCSD 720-276037/8

Matrix: Water

Analysis Batch: 276037

Client Sample ID: Lab Control Sample Dup

Prep Type: Total/NA

Analyte	Spike Added	LCSD Result	LCSD Qualifier	Unit	D	%Rec	%Rec. Limits	RPD	RPD Limit
Gasoline Range Organics (GRO)	500	534		ug/L		107	77 - 130	2	20
-C4-C12									

Surrogate	LCSD %Recovery	LCSD Qualifier	Limits
4-Bromofluorobenzene	101		67 - 130
1,2-Dichloroethane-d4 (Surr)	100		72 - 130
Toluene-d8 (Surr)	96		70 - 130

Eurofins TestAmerica, Pleasanton

QC Sample Results

Client: Cornerstone Earth Group
Project/Site: Meridian, Parkmoor, and Race St

Job ID: 720-95939-1

Method: 8260B/CA_LUFTMS - 8260B / CA LUFT MS (Continued)

Lab Sample ID: 720-95944-A-4 MS

Matrix: Water

Analysis Batch: 276037

Client Sample ID: Matrix Spike

Prep Type: Total/NA

Analyte	Sample Result	Sample Qualifier	Spike Added	MS Result	MS Qualifier	Unit	D	%Rec	%Rec. Limits
Methyl tert-butyl ether	ND		25.0	26.4		ug/L		106	60 - 138
Acetone	ND		125	160		ug/L		128	60 - 140
Benzene	ND		25.0	26.0		ug/L		104	60 - 140
Dichlorobromomethane	ND		25.0	27.1		ug/L		108	60 - 140
Bromobenzene	ND		25.0	24.7		ug/L		99	60 - 140
Chlorobromomethane	ND		25.0	25.4		ug/L		101	60 - 140
Bromoform	ND		25.0	24.2		ug/L		97	56 - 140
Bromomethane	ND		25.0	23.1		ug/L		92	23 - 140
2-Butanone (MEK)	ND		125	145		ug/L		116	60 - 140
n-Butylbenzene	ND		25.0	27.3		ug/L		109	60 - 140
sec-Butylbenzene	ND		25.0	26.3		ug/L		105	60 - 140
tert-Butylbenzene	ND		25.0	25.2		ug/L		101	60 - 140
Carbon disulfide	ND		25.0	25.9		ug/L		104	38 - 140
Carbon tetrachloride	ND		25.0	24.2		ug/L		97	60 - 140
Chlorobenzene	ND		25.0	25.1		ug/L		100	60 - 140
Chloroethane	ND		25.0	26.8		ug/L		107	51 - 140
Chloroform	ND		25.0	26.7		ug/L		107	60 - 140
Chloromethane	ND		25.0	26.8		ug/L		107	52 - 140
2-Chlorotoluene	ND		25.0	26.2		ug/L		105	60 - 140
4-Chlorotoluene	ND		25.0	26.9		ug/L		108	60 - 140
Chlorodibromomethane	ND		25.0	26.4		ug/L		105	60 - 140
1,2-Dichlorobenzene	ND		25.0	25.6		ug/L		102	60 - 140
1,3-Dichlorobenzene	ND		25.0	25.3		ug/L		101	60 - 140
1,4-Dichlorobenzene	ND		25.0	24.9		ug/L		100	60 - 140
1,3-Dichloropropane	ND		25.0	27.8		ug/L		111	60 - 140
1,1-Dichloropropene	ND		25.0	25.9		ug/L		104	60 - 140
1,2-Dibromo-3-Chloropropane	ND		25.0	25.1		ug/L		100	60 - 140
Ethylene Dibromide	ND		25.0	26.9		ug/L		107	60 - 140
Dibromomethane	ND		25.0	28.2		ug/L		113	60 - 140
Dichlorodifluoromethane	ND		25.0	19.1		ug/L		77	38 - 140
1,1-Dichloroethane	ND		25.0	28.3		ug/L		113	60 - 140
1,2-Dichloroethane	ND		25.0	27.3		ug/L		109	60 - 140
1,1-Dichloroethene	0.51		25.0	24.4		ug/L		96	60 - 140
cis-1,2-Dichloroethene	0.77		25.0	29.0		ug/L		113	60 - 140
trans-1,2-Dichloroethene	ND		25.0	24.1		ug/L		96	60 - 140
1,2-Dichloropropane	ND		25.0	29.5		ug/L		118	60 - 140
cis-1,3-Dichloropropene	ND		25.0	26.2		ug/L		105	60 - 140
trans-1,3-Dichloropropene	ND		25.0	27.0		ug/L		108	60 - 140
Ethylbenzene	ND		25.0	25.8		ug/L		103	60 - 140
Hexachlorobutadiene	ND		25.0	20.5		ug/L		82	60 - 140
2-Hexanone	ND		125	173		ug/L		139	60 - 140
Isopropylbenzene	ND		25.0	25.3		ug/L		101	60 - 140
4-Isopropyltoluene	ND		25.0	25.5		ug/L		102	60 - 140
Methylene Chloride	ND		25.0	24.2		ug/L		97	40 - 140
4-Methyl-2-pentanone (MIBK)	ND	F1	125	174	F1	ug/L		139	58 - 130
Naphthalene	ND		25.0	26.4		ug/L		106	56 - 140
N-Propylbenzene	ND		25.0	27.2		ug/L		109	60 - 140
Styrene	ND		25.0	25.9		ug/L		104	60 - 140

Eurofins TestAmerica, Pleasanton

QC Sample Results

Client: Cornerstone Earth Group
Project/Site: Meridian, Parkmoor, and Race St

Job ID: 720-95939-1

Method: 8260B/CA_LUFTMS - 8260B / CA LUFT MS (Continued)

Lab Sample ID: 720-95944-A-4 MS

Matrix: Water

Analysis Batch: 276037

Client Sample ID: Matrix Spike

Prep Type: Total/NA

Analyte	Sample Result	Sample Qualifier	Spike Added	MS Result	MS Qualifier	Unit	D	%Rec	%Rec. Limits
1,1,1,2-Tetrachloroethane	ND		25.0	25.8		ug/L		103	60 - 140
1,1,2,2-Tetrachloroethane	ND		25.0	31.1		ug/L		124	60 - 140
Tetrachloroethene	ND		25.0	22.0		ug/L		88	60 - 140
Toluene	ND		25.0	25.6		ug/L		103	60 - 140
1,2,3-Trichlorobenzene	ND		25.0	23.8		ug/L		95	60 - 140
1,2,4-Trichlorobenzene	ND		25.0	23.6		ug/L		94	60 - 140
1,1,1-Trichloroethane	ND		25.0	24.5		ug/L		98	60 - 140
1,1,2-Trichloroethane	ND		25.0	28.3		ug/L		113	60 - 140
Trichloroethene	24		25.0	40.6		ug/L		66	60 - 140
Trichlorofluoromethane	ND		25.0	22.2		ug/L		89	60 - 140
1,2,3-Trichloropropane	ND		25.0	27.8		ug/L		111	60 - 140
1,1,2-Trichloro-1,2,2-trifluoroethane	1.1		25.0	23.1		ug/L		88	60 - 140
1,2,4-Trimethylbenzene	ND		25.0	25.0		ug/L		100	60 - 140
1,3,5-Trimethylbenzene	ND		25.0	25.3		ug/L		101	60 - 140
Vinyl acetate	ND *		25.0	34.6		ug/L		138	40 - 140
Vinyl chloride	ND		25.0	25.1		ug/L		100	58 - 140
m-Xylene & p-Xylene	ND		25.0	24.8		ug/L		99	60 - 140
o-Xylene	ND		25.0	25.8		ug/L		103	60 - 140
2,2-Dichloropropane	ND		25.0	26.5		ug/L		106	60 - 140

Surrogate	MS %Recovery	MS Qualifier	Limits
4-Bromofluorobenzene	101		67 - 130
1,2-Dichloroethane-d4 (Surr)	104		72 - 130
Toluene-d8 (Surr)	96		70 - 130

Lab Sample ID: 720-95944-A-4 MSD

Matrix: Water

Analysis Batch: 276037

Client Sample ID: Matrix Spike Duplicate

Prep Type: Total/NA

Analyte	Sample Result	Sample Qualifier	Spike Added	MSD Result	MSD Qualifier	Unit	D	%Rec	%Rec. Limits	RPD	RPD Limit
Methyl tert-butyl ether	ND		25.0	26.5		ug/L		106	60 - 138	0	20
Acetone	ND		125	155		ug/L		124	60 - 140	3	20
Benzene	ND		25.0	25.6		ug/L		103	60 - 140	1	20
Dichlorobromomethane	ND		25.0	27.0		ug/L		108	60 - 140	1	20
Bromobenzene	ND		25.0	25.1		ug/L		101	60 - 140	2	20
Chlorobromomethane	ND		25.0	25.3		ug/L		101	60 - 140	0	20
Bromoform	ND		25.0	24.9		ug/L		100	56 - 140	3	20
Bromomethane	ND		25.0	24.7		ug/L		99	23 - 140	7	20
2-Butanone (MEK)	ND		125	147		ug/L		118	60 - 140	1	20
n-Butylbenzene	ND		25.0	27.5		ug/L		110	60 - 140	1	20
sec-Butylbenzene	ND		25.0	26.6		ug/L		106	60 - 140	1	20
tert-Butylbenzene	ND		25.0	25.5		ug/L		102	60 - 140	1	20
Carbon disulfide	ND		25.0	25.4		ug/L		102	38 - 140	2	20
Carbon tetrachloride	ND		25.0	23.8		ug/L		95	60 - 140	1	20
Chlorobenzene	ND		25.0	25.1		ug/L		100	60 - 140	0	20
Chloroethane	ND		25.0	28.2		ug/L		113	51 - 140	5	20
Chloroform	ND		25.0	26.3		ug/L		105	60 - 140	1	20
Chloromethane	ND		25.0	30.8		ug/L		123	52 - 140	14	20

Eurofins TestAmerica, Pleasanton

QC Sample Results

Client: Cornerstone Earth Group
Project/Site: Meridian, Parkmoor, and Race St

Job ID: 720-95939-1

Method: 8260B/CA_LUFTMS - 8260B / CA LUFT MS (Continued)

Lab Sample ID: 720-95944-A-4 MSD

Matrix: Water

Analysis Batch: 276037

Client Sample ID: Matrix Spike Duplicate

Prep Type: Total/NA

Analyte	Sample Result	Sample Qualifier	Spike Added	MSD Result	MSD Qualifier	Unit	D	%Rec	%Rec. Limits	RPD	RPD Limit
2-Chlorotoluene	ND		25.0	26.4		ug/L		106	60 - 140	1	20
4-Chlorotoluene	ND		25.0	26.9		ug/L		107	60 - 140	0	20
Chlorodibromomethane	ND		25.0	26.2		ug/L		105	60 - 140	0	20
1,2-Dichlorobenzene	ND		25.0	25.7		ug/L		103	60 - 140	0	20
1,3-Dichlorobenzene	ND		25.0	25.5		ug/L		102	60 - 140	1	20
1,4-Dichlorobenzene	ND		25.0	25.1		ug/L		100	60 - 140	1	20
1,3-Dichloropropane	ND		25.0	27.9		ug/L		111	60 - 140	0	20
1,1-Dichloropropene	ND		25.0	25.3		ug/L		101	60 - 140	2	20
1,2-Dibromo-3-Chloropropane	ND		25.0	25.8		ug/L		103	60 - 140	3	20
Ethylene Dibromide	ND		25.0	27.0		ug/L		108	60 - 140	1	20
Dibromomethane	ND		25.0	28.2		ug/L		113	60 - 140	0	20
Dichlorodifluoromethane	ND		25.0	21.6		ug/L		86	38 - 140	12	20
1,1-Dichloroethane	ND		25.0	28.0		ug/L		112	60 - 140	1	20
1,2-Dichloroethane	ND		25.0	27.0		ug/L		108	60 - 140	1	20
1,1-Dichloroethene	0.51		25.0	24.2		ug/L		95	60 - 140	1	20
cis-1,2-Dichloroethene	0.77		25.0	28.6		ug/L		111	60 - 140	1	20
trans-1,2-Dichloroethene	ND		25.0	23.9		ug/L		95	60 - 140	1	20
1,2-Dichloropropane	ND		25.0	29.1		ug/L		116	60 - 140	1	20
cis-1,3-Dichloropropene	ND		25.0	26.1		ug/L		105	60 - 140	0	20
trans-1,3-Dichloropropene	ND		25.0	27.2		ug/L		109	60 - 140	1	20
Ethylbenzene	ND		25.0	25.8		ug/L		103	60 - 140	0	20
Hexachlorobutadiene	ND		25.0	20.4		ug/L		82	60 - 140	0	20
2-Hexanone	ND		125	175		ug/L		140	60 - 140	1	20
Isopropylbenzene	ND		25.0	25.2		ug/L		101	60 - 140	0	20
4-Isopropyltoluene	ND		25.0	25.7		ug/L		103	60 - 140	0	20
Methylene Chloride	ND		25.0	24.0		ug/L		96	40 - 140	1	20
4-Methyl-2-pentanone (MIBK)	ND	F1	125	175	F1	ug/L		140	58 - 130	1	20
Naphthalene	ND		25.0	27.1		ug/L		109	56 - 140	3	20
N-Propylbenzene	ND		25.0	27.4		ug/L		110	60 - 140	1	20
Styrene	ND		25.0	25.8		ug/L		103	60 - 140	0	20
1,1,1,2-Tetrachloroethane	ND		25.0	25.5		ug/L		102	60 - 140	1	20
1,1,2,2-Tetrachloroethane	ND		25.0	32.2		ug/L		129	60 - 140	3	20
Tetrachloroethene	ND		25.0	21.6		ug/L		86	60 - 140	2	20
Toluene	ND		25.0	25.4		ug/L		102	60 - 140	1	20
1,2,3-Trichlorobenzene	ND		25.0	24.0		ug/L		96	60 - 140	1	20
1,2,4-Trichlorobenzene	ND		25.0	23.7		ug/L		95	60 - 140	0	20
1,1,1-Trichloroethane	ND		25.0	24.4		ug/L		97	60 - 140	1	20
1,1,2-Trichloroethane	ND		25.0	28.0		ug/L		112	60 - 140	1	20
Trichloroethene	24		25.0	39.8		ug/L		63	60 - 140	2	20
Trichlorofluoromethane	ND		25.0	22.2		ug/L		89	60 - 140	0	20
1,2,3-Trichloropropane	ND		25.0	28.5		ug/L		114	60 - 140	3	20
1,1,2-Trichloro-1,2,2-trifluoroethane	1.1		25.0	22.9		ug/L		87	60 - 140	1	20
1,2,4-Trimethylbenzene	ND		25.0	25.6		ug/L		102	60 - 140	2	20
1,3,5-Trimethylbenzene	ND		25.0	25.6		ug/L		102	60 - 140	1	20
Vinyl acetate	ND	*	25.0	34.3		ug/L		137	40 - 140	1	20
Vinyl chloride	ND		25.0	28.8		ug/L		115	58 - 140	14	20
m-Xylene & p-Xylene	ND		25.0	24.5		ug/L		98	60 - 140	1	20
o-Xylene	ND		25.0	25.6		ug/L		102	60 - 140	1	20

Eurofins TestAmerica, Pleasanton

QC Sample Results

Client: Cornerstone Earth Group
Project/Site: Meridian, Parkmoor, and Race St

Job ID: 720-95939-1

Method: 8260B/CA_LUFTMS - 8260B / CA LUFT MS (Continued)

Lab Sample ID: 720-95944-A-4 MSD

Matrix: Water

Analysis Batch: 276037

Client Sample ID: Matrix Spike Duplicate

Prep Type: Total/NA

Analyte	Sample Result	Sample Qualifier	Spike Added	MSD Result	MSD Qualifier	Unit	D	%Rec	%Rec. Limits	RPD	RPD Limit
2,2-Dichloropropane	ND		25.0	26.6		ug/L		106	60 - 140	0	20
Surrogate	MSD %Recovery	MSD Qualifier	Limits								
4-Bromofluorobenzene	101		67 - 130								
1,2-Dichloroethane-d4 (Surr)	103		72 - 130								
Toluene-d8 (Surr)	96		70 - 130								

Method: 8015B - Diesel Range Organics (DRO) (GC)

Lab Sample ID: MB 720-275856/1-A

Matrix: Water

Analysis Batch: 276030

Client Sample ID: Method Blank

Prep Type: Silica Gel Cleanup

Prep Batch: 275856

Analyte	MB Result	MB Qualifier	RL	MDL	Unit	D	Prepared	Analyzed	Dil Fac
Diesel Range Organics [C10-C28]	ND		50		ug/L		11/07/19 14:58	11/13/19 05:44	1
Motor Oil Range Organics [C24-C36]	ND		100		ug/L		11/07/19 14:58	11/13/19 05:44	1
Surrogate	MB %Recovery	MB Qualifier	Limits				Prepared	Analyzed	Dil Fac
Capric Acid (Surr)	0.02		0 - 5				11/07/19 14:58	11/13/19 05:44	1
p-Terphenyl	88		31 - 150				11/07/19 14:58	11/13/19 05:44	1

Lab Sample ID: LCS 720-275856/2-A

Matrix: Water

Analysis Batch: 276030

Client Sample ID: Lab Control Sample

Prep Type: Silica Gel Cleanup

Prep Batch: 275856

Analyte	Spike Added	LCS Result	LCS Qualifier	Unit	D	%Rec	%Rec. Limits		
Diesel Range Organics [C10-C28]	2500	1920		ug/L		77	32 - 119		
Surrogate	LCS %Recovery	LCS Qualifier	Limits						
p-Terphenyl	96		31 - 150						

Lab Sample ID: LCSD 720-275856/3-A

Matrix: Water

Analysis Batch: 276030

Client Sample ID: Lab Control Sample Dup

Prep Type: Silica Gel Cleanup

Prep Batch: 275856

Analyte	Spike Added	LCSD Result	LCSD Qualifier	Unit	D	%Rec	%Rec. Limits	RPD	RPD Limit
Diesel Range Organics [C10-C28]	2500	1930		ug/L		77	32 - 119	1	35
Surrogate	LCSD %Recovery	LCSD Qualifier	Limits						
p-Terphenyl	92		31 - 150						

Eurofins TestAmerica, Pleasanton

QC Sample Results

Client: Cornerstone Earth Group
Project/Site: Meridian, Parkmoor, and Race St

Job ID: 720-95939-1

Method: 8081A - Organochlorine Pesticides (GC)

Lab Sample ID: MB 720-275976/1-A

Matrix: Solid

Analysis Batch: 276121

Client Sample ID: Method Blank

Prep Type: Total/NA

Prep Batch: 275976

Analyte	MB Result	MB Qualifier	RL	MDL	Unit	D	Prepared	Analyzed	Dil Fac
Aldrin	ND		2.0		ug/Kg		11/11/19 08:50	11/13/19 15:18	1
Dieldrin	ND		2.0		ug/Kg		11/11/19 08:50	11/13/19 15:18	1
Endrin aldehyde	ND		2.0		ug/Kg		11/11/19 08:50	11/13/19 15:18	1
Endrin	ND		2.0		ug/Kg		11/11/19 08:50	11/13/19 15:18	1
Endrin ketone	ND		2.0		ug/Kg		11/11/19 08:50	11/13/19 15:18	1
Heptachlor	ND		2.0		ug/Kg		11/11/19 08:50	11/13/19 15:18	1
Heptachlor epoxide	ND		2.0		ug/Kg		11/11/19 08:50	11/13/19 15:18	1
4,4'-DDT	ND		2.0		ug/Kg		11/11/19 08:50	11/13/19 15:18	1
4,4'-DDE	ND		2.0		ug/Kg		11/11/19 08:50	11/13/19 15:18	1
4,4'-DDD	ND		2.0		ug/Kg		11/11/19 08:50	11/13/19 15:18	1
Endosulfan I	ND		2.0		ug/Kg		11/11/19 08:50	11/13/19 15:18	1
Endosulfan II	ND		2.0		ug/Kg		11/11/19 08:50	11/13/19 15:18	1
alpha-BHC	ND		2.0		ug/Kg		11/11/19 08:50	11/13/19 15:18	1
beta-BHC	ND		2.0		ug/Kg		11/11/19 08:50	11/13/19 15:18	1
gamma-BHC (Lindane)	ND		2.0		ug/Kg		11/11/19 08:50	11/13/19 15:18	1
delta-BHC	ND		2.0		ug/Kg		11/11/19 08:50	11/13/19 15:18	1
Endosulfan sulfate	ND		2.0		ug/Kg		11/11/19 08:50	11/13/19 15:18	1
Methoxychlor	ND		2.0		ug/Kg		11/11/19 08:50	11/13/19 15:18	1
Toxaphene	ND		40		ug/Kg		11/11/19 08:50	11/13/19 15:18	1
Chlordane (technical)	ND		40		ug/Kg		11/11/19 08:50	11/13/19 15:18	1
cis-Chlordane	ND		2.0		ug/Kg		11/11/19 08:50	11/13/19 15:18	1
trans-Chlordane	ND		2.0		ug/Kg		11/11/19 08:50	11/13/19 15:18	1

Surrogate	MB %Recovery	MB Qualifier	Limits	Prepared	Analyzed	Dil Fac
Tetrachloro-m-xylene	86		21 - 145	11/11/19 08:50	11/13/19 15:18	1
DCB Decachlorobiphenyl	102		21 - 136	11/11/19 08:50	11/13/19 15:18	1

Lab Sample ID: LCS 720-275976/2-A

Matrix: Solid

Analysis Batch: 276121

Client Sample ID: Lab Control Sample

Prep Type: Total/NA

Prep Batch: 275976

Analyte	Spike Added	LCS Result	LCS Qualifier	Unit	D	%Rec	Limits
Aldrin	16.7	12.1		ug/Kg		73	65 - 120
Dieldrin	16.7	15.4		ug/Kg		93	72 - 120
Endrin aldehyde	16.7	17.3		ug/Kg		104	68 - 120
Endrin	16.7	15.2		ug/Kg		91	68 - 120
Endrin ketone	16.7	15.6		ug/Kg		94	75 - 136
Heptachlor	16.7	15.2		ug/Kg		91	69 - 120
Heptachlor epoxide	16.7	15.5		ug/Kg		93	68 - 120
4,4'-DDT	16.7	15.3		ug/Kg		92	63 - 127
4,4'-DDE	16.7	15.2		ug/Kg		91	76 - 126
4,4'-DDD	16.7	15.5		ug/Kg		93	75 - 128
Endosulfan I	16.7	16.2		ug/Kg		97	62 - 120
Endosulfan II	16.7	16.5		ug/Kg		99	65 - 120
alpha-BHC	16.7	14.5		ug/Kg		87	46 - 122
beta-BHC	16.7	15.6		ug/Kg		94	78 - 136
gamma-BHC (Lindane)	16.7	15.4		ug/Kg		92	72 - 120
delta-BHC	16.7	14.4		ug/Kg		86	43 - 125

Eurofins TestAmerica, Pleasanton

QC Sample Results

Client: Cornerstone Earth Group
Project/Site: Meridian, Parkmoor, and Race St

Job ID: 720-95939-1

Method: 8081A - Organochlorine Pesticides (GC) (Continued)

Lab Sample ID: LCS 720-275976/2-A

Matrix: Solid

Analysis Batch: 276121

Client Sample ID: Lab Control Sample

Prep Type: Total/NA

Prep Batch: 275976

Analyte	Spike Added	LCS Result	LCS Qualifier	Unit	D	%Rec	%Rec. Limits
Endosulfan sulfate	16.7	16.3		ug/Kg		98	72 - 121
Methoxychlor	16.7	17.1		ug/Kg		102	71 - 132
cis-Chlordane	16.7	15.0		ug/Kg		90	70 - 120
trans-Chlordane	16.7	14.8		ug/Kg		89	68 - 120

Surrogate	LCS %Recovery	LCS Qualifier	Limits
Tetrachloro-m-xylene	84		21 - 145
DCB Decachlorobiphenyl	102		21 - 136

Lab Sample ID: 720-95939-1 MS

Matrix: Solid

Analysis Batch: 276121

Client Sample ID: EB-4 (0.5-1)

Prep Type: Total/NA

Prep Batch: 275976

Analyte	Sample Result	Sample Qualifier	Spike Added	MS Result	MS Qualifier	Unit	D	%Rec	%Rec. Limits
Aldrin	ND		16.2	10.7		ug/Kg		66	53 - 120
Dieldrin	ND		16.2	12.8		ug/Kg		71	46 - 130
Endrin aldehyde	ND		16.2	8.33		ug/Kg		51	40 - 120
Endrin	ND		16.2	10.6		ug/Kg		66	32 - 143
Endrin ketone	ND	F1 F2	16.2	8.36	p	ug/Kg		52	40 - 120
Heptachlor	ND		16.2	12.3		ug/Kg		76	52 - 120
Heptachlor epoxide	ND		16.2	11.7		ug/Kg		72	40 - 120
4,4'-DDT	7.9		16.2	20.7		ug/Kg		79	17 - 144
4,4'-DDE	85		16.2	95.3	4	ug/Kg		63	40 - 120
4,4'-DDD	12		16.2	22.3		ug/Kg		62	40 - 120
Endosulfan I	ND		16.2	11.5		ug/Kg		71	40 - 120
Endosulfan II	ND		16.2	10.3		ug/Kg		64	40 - 120
alpha-BHC	ND		16.2	11.3		ug/Kg		70	40 - 120
beta-BHC	ND		16.2	8.66		ug/Kg		53	40 - 120
gamma-BHC (Lindane)	ND		16.2	12.2		ug/Kg		75	58 - 120
delta-BHC	ND		16.2	8.55		ug/Kg		53	40 - 120
Endosulfan sulfate	ND		16.2	9.72		ug/Kg		60	40 - 120
Methoxychlor	ND	F1 F2	16.2	11.1	p	ug/Kg		69	40 - 120
cis-Chlordane	3.9	p	16.2	15.5		ug/Kg		72	40 - 120
trans-Chlordane	6.3		16.2	17.8		ug/Kg		71	40 - 120

Surrogate	MS %Recovery	MS Qualifier	Limits
Tetrachloro-m-xylene	74		21 - 145
DCB Decachlorobiphenyl	71		21 - 136

Lab Sample ID: 720-95939-1 MSD

Matrix: Solid

Analysis Batch: 276121

Client Sample ID: EB-4 (0.5-1)

Prep Type: Total/NA

Prep Batch: 275976

Analyte	Sample Result	Sample Qualifier	Spike Added	MSD Result	MSD Qualifier	Unit	D	%Rec	%Rec. Limits	RPD	Limit
Aldrin	ND		16.2	10.9		ug/Kg		68	53 - 120	2	20
Dieldrin	ND		16.2	13.2		ug/Kg		74	46 - 130	4	20
Endrin aldehyde	ND		16.2	8.83		ug/Kg		55	40 - 120	6	20
Endrin	ND		16.2	11.0		ug/Kg		68	32 - 143	3	20

Eurofins TestAmerica, Pleasanton

QC Sample Results

Client: Cornerstone Earth Group
Project/Site: Meridian, Parkmoor, and Race St

Job ID: 720-95939-1

Method: 8081A - Organochlorine Pesticides (GC) (Continued)

Lab Sample ID: 720-95939-1 MSD

Matrix: Solid

Analysis Batch: 276121

Client Sample ID: EB-4 (0.5-1)

Prep Type: Total/NA

Prep Batch: 275976

Analyte	Sample Result	Sample Qualifier	Spike Added	MSD Result	MSD Qualifier	Unit	D	%Rec	%Rec. Limits	RPD	RPD Limit
Endrin ketone	ND	F1 F2	16.2	7.87	p	ug/Kg		49	40 - 120	6	20
Heptachlor	ND		16.2	12.7		ug/Kg		78	52 - 120	3	20
Heptachlor epoxide	ND		16.2	11.9		ug/Kg		74	40 - 120	2	20
4,4'-DDT	7.9		16.2	19.5		ug/Kg		72	17 - 144	6	20
4,4'-DDE	85		16.2	108	4	ug/Kg		141	40 - 120	12	20
4,4'-DDD	12		16.2	25.7		ug/Kg		83	40 - 120	14	20
Endosulfan I	ND		16.2	11.9		ug/Kg		74	40 - 120	3	20
Endosulfan II	ND		16.2	10.8		ug/Kg		67	40 - 120	4	30
alpha-BHC	ND		16.2	11.4		ug/Kg		70	40 - 120	1	20
beta-BHC	ND		16.2	8.33		ug/Kg		52	40 - 120	4	20
gamma-BHC (Lindane)	ND		16.2	12.2		ug/Kg		76	58 - 120	0	20
delta-BHC	ND		16.2	8.43		ug/Kg		52	40 - 120	1	20
Endosulfan sulfate	ND		16.2	9.41		ug/Kg		58	40 - 120	3	20
Methoxychlor	ND	F1 F2	16.2	10.6		ug/Kg		66	40 - 120	5	20
cis-Chlordane	3.9	p	16.2	16.5		ug/Kg		78	40 - 120	6	20
trans-Chlordane	6.3		16.2	18.7		ug/Kg		77	40 - 120	5	20

Surrogate	MSD %Recovery	MSD Qualifier	Limits
Tetrachloro-m-xylene	75		21 - 145
DCB Decachlorobiphenyl	57	p	21 - 136

Method: 6010B - Metals (ICP)

Lab Sample ID: MB 720-275836/1-A

Matrix: Solid

Analysis Batch: 275926

Client Sample ID: Method Blank

Prep Type: Total/NA

Prep Batch: 275836

Analyte	MB Result	MB Qualifier	RL	MDL	Unit	D	Prepared	Analyzed	Dil Fac
Antimony	ND		0.50		mg/Kg		11/07/19 13:56	11/08/19 12:10	1
Arsenic	ND		1.0		mg/Kg		11/07/19 13:56	11/08/19 12:10	1
Barium	ND		0.50		mg/Kg		11/07/19 13:56	11/08/19 12:10	1
Beryllium	ND		0.10		mg/Kg		11/07/19 13:56	11/08/19 12:10	1
Cadmium	ND		0.13		mg/Kg		11/07/19 13:56	11/08/19 12:10	1
Chromium	ND		0.50		mg/Kg		11/07/19 13:56	11/08/19 12:10	1
Cobalt	ND		0.20		mg/Kg		11/07/19 13:56	11/08/19 12:10	1
Copper	ND		1.5		mg/Kg		11/07/19 13:56	11/08/19 12:10	1
Lead	ND		0.50		mg/Kg		11/07/19 13:56	11/08/19 12:10	1
Molybdenum	ND		0.50		mg/Kg		11/07/19 13:56	11/08/19 12:10	1
Nickel	ND		0.50		mg/Kg		11/07/19 13:56	11/08/19 12:10	1
Selenium	ND		1.0		mg/Kg		11/07/19 13:56	11/08/19 12:10	1
Silver	ND		0.25		mg/Kg		11/07/19 13:56	11/08/19 12:10	1
Thallium	ND		0.50		mg/Kg		11/07/19 13:56	11/08/19 12:10	1
Vanadium	ND		0.50		mg/Kg		11/07/19 13:56	11/08/19 12:10	1
Zinc	ND		1.5		mg/Kg		11/07/19 13:56	11/08/19 12:10	1

Eurofins TestAmerica, Pleasanton

QC Sample Results

Client: Cornerstone Earth Group
Project/Site: Meridian, Parkmoor, and Race St

Job ID: 720-95939-1

Method: 6010B - Metals (ICP) (Continued)

Lab Sample ID: LCS 720-275836/2-A

Matrix: Solid

Analysis Batch: 275926

Client Sample ID: Lab Control Sample

Prep Type: Total/NA

Prep Batch: 275836

Analyte	Spike Added	LCS Result	LCS Qualifier	Unit	D	%Rec	%Rec. Limits
Antimony	50.0	50.2		mg/Kg		100	80 - 120
Arsenic	50.0	51.4		mg/Kg		103	80 - 120
Barium	50.0	48.8		mg/Kg		98	80 - 120
Beryllium	50.0	49.5		mg/Kg		99	80 - 120
Cadmium	50.0	51.0		mg/Kg		102	80 - 120
Chromium	50.0	53.0		mg/Kg		106	80 - 120
Cobalt	50.0	52.0		mg/Kg		104	80 - 120
Copper	50.0	52.6		mg/Kg		105	80 - 120
Lead	50.0	50.3		mg/Kg		101	80 - 120
Molybdenum	50.0	52.1		mg/Kg		104	80 - 120
Nickel	50.0	52.9		mg/Kg		106	80 - 120
Selenium	50.0	50.3		mg/Kg		101	80 - 120
Silver	25.0	26.1		mg/Kg		104	80 - 120
Thallium	50.0	52.3		mg/Kg		105	80 - 120
Vanadium	50.0	50.1		mg/Kg		100	80 - 120
Zinc	50.0	50.2		mg/Kg		100	80 - 120

Lab Sample ID: 720-95789-A-1-J MS

Matrix: Solid

Analysis Batch: 275926

Client Sample ID: Matrix Spike

Prep Type: Total/NA

Prep Batch: 275836

Analyte	Sample Result	Sample Qualifier	Spike Added	MS Result	MS Qualifier	Unit	D	%Rec	%Rec. Limits
Antimony	ND	F1	39.7	13.2	F1	mg/Kg		33	75 - 125
Arsenic	ND		39.7	43.1		mg/Kg		105	75 - 125
Barium	23		39.7	53.9		mg/Kg		79	75 - 125
Beryllium	ND		39.7	42.9		mg/Kg		108	75 - 125
Cadmium	ND		39.7	41.3		mg/Kg		104	75 - 125
Chromium	23	F1	39.7	68.6		mg/Kg		116	75 - 125
Cobalt	9.8		39.7	50.3		mg/Kg		102	75 - 125
Copper	35	F1	39.7	90.1	F1	mg/Kg		138	75 - 125
Lead	ND		39.7	40.1		mg/Kg		97	75 - 125
Molybdenum	ND		39.7	38.1		mg/Kg		96	75 - 125
Nickel	31		39.7	70.4		mg/Kg		99	75 - 125
Selenium	ND		39.7	42.3		mg/Kg		104	75 - 125
Silver	ND		19.8	21.8		mg/Kg		110	75 - 125
Thallium	ND		39.7	41.0		mg/Kg		103	75 - 125
Vanadium	54	F1	39.7	95.2		mg/Kg		104	75 - 125
Zinc	43	F1	39.7	79.6		mg/Kg		93	75 - 125

Lab Sample ID: 720-95789-A-1-K MSD

Matrix: Solid

Analysis Batch: 275926

Client Sample ID: Matrix Spike Duplicate

Prep Type: Total/NA

Prep Batch: 275836

Analyte	Sample Result	Sample Qualifier	Spike Added	MSD Result	MSD Qualifier	Unit	D	%Rec	%Rec. Limits	RPD	Limit
Antimony	ND	F1	39.1	14.4	F1	mg/Kg		37	75 - 125	9	20
Arsenic	ND		39.1	44.2		mg/Kg		109	75 - 125	3	20
Barium	23		39.1	60.3		mg/Kg		97	75 - 125	11	20
Beryllium	ND		39.1	45.2		mg/Kg		115	75 - 125	5	20
Cadmium	ND		39.1	43.2		mg/Kg		110	75 - 125	5	20

Eurofins TestAmerica, Pleasanton

QC Sample Results

Client: Cornerstone Earth Group
Project/Site: Meridian, Parkmoor, and Race St

Job ID: 720-95939-1

Method: 6010B - Metals (ICP) (Continued)

Lab Sample ID: 720-95789-A-1-K MSD

Matrix: Solid

Analysis Batch: 275926

Client Sample ID: Matrix Spike Duplicate

Prep Type: Total/NA

Prep Batch: 275836

Analyte	Sample Result	Sample Qualifier	Spike Added	MSD Result	MSD Qualifier	Unit	D	%Rec	%Rec. Limits	RPD	RPD Limit
Chromium	23	F1	39.1	78.5	F1	mg/Kg		143	75 - 125	13	20
Cobalt	9.8		39.1	53.9		mg/Kg		113	75 - 125	7	20
Copper	35	F1	39.1	94.4	F1	mg/Kg		151	75 - 125	5	20
Lead	ND		39.1	41.4		mg/Kg		102	75 - 125	3	20
Molybdenum	ND		39.1	40.3		mg/Kg		103	75 - 125	5	20
Nickel	31		39.1	78.3		mg/Kg		121	75 - 125	11	20
Selenium	ND		39.1	44.2		mg/Kg		111	75 - 125	5	20
Silver	ND		19.5	23.0		mg/Kg		118	75 - 125	5	20
Thallium	ND		39.1	42.2		mg/Kg		108	75 - 125	3	20
Vanadium	54	F1	39.1	111	F1	mg/Kg		146	75 - 125	15	20
Zinc	43	F1	39.1	93.3	F1	mg/Kg		129	75 - 125	16	20

Method: 7471A - Mercury (CVAA)

Lab Sample ID: MB 720-275863/1-A

Matrix: Solid

Analysis Batch: 276011

Client Sample ID: Method Blank

Prep Type: Total/NA

Prep Batch: 275863

Analyte	MB Result	MB Qualifier	RL	MDL	Unit	D	Prepared	Analyzed	Dil Fac
Mercury	ND		0.017		mg/Kg		11/07/19 16:05	11/11/19 15:14	1

Lab Sample ID: LCS 720-275863/2-A

Matrix: Solid

Analysis Batch: 276011

Client Sample ID: Lab Control Sample

Prep Type: Total/NA

Prep Batch: 275863

Analyte	Spike Added	LCS Result	LCS Qualifier	Unit	D	%Rec	%Rec. Limits
Mercury	0.833	0.781		mg/Kg		94	80 - 120

Lab Sample ID: 720-95905-A-2-H MS

Matrix: Solid

Analysis Batch: 276011

Client Sample ID: Matrix Spike

Prep Type: Total/NA

Prep Batch: 275863

Analyte	Sample Result	Sample Qualifier	Spike Added	MS Result	MS Qualifier	Unit	D	%Rec	%Rec. Limits
Mercury	0.028		0.758	0.763		mg/Kg		97	75 - 125

Lab Sample ID: 720-95905-A-2-I MSD

Matrix: Solid

Analysis Batch: 276011

Client Sample ID: Matrix Spike Duplicate

Prep Type: Total/NA

Prep Batch: 275863

Analyte	Sample Result	Sample Qualifier	Spike Added	MSD Result	MSD Qualifier	Unit	D	%Rec	%Rec. Limits	RPD	RPD Limit
Mercury	0.028		0.746	0.769		mg/Kg		99	75 - 125	1	20

Lab Sample ID: MB 720-275916/1-A

Matrix: Solid

Analysis Batch: 276222

Client Sample ID: Method Blank

Prep Type: Total/NA

Prep Batch: 275916

Analyte	MB Result	MB Qualifier	RL	MDL	Unit	D	Prepared	Analyzed	Dil Fac
Mercury	ND		0.017		mg/Kg		11/08/19 12:45	11/14/19 13:37	1

Eurofins TestAmerica, Pleasanton

QC Sample Results

Client: Cornerstone Earth Group
Project/Site: Meridian, Parkmoor, and Race St

Job ID: 720-95939-1

Method: 7471A - Mercury (CVAA) (Continued)

Lab Sample ID: LCS 720-275916/2-A

Matrix: Solid

Analysis Batch: 276222

Client Sample ID: Lab Control Sample

Prep Type: Total/NA

Prep Batch: 275916

Analyte	Spike Added	LCS Result	LCS Qualifier	Unit	D	%Rec	%Rec. Limits
Mercury	0.833	0.780		mg/Kg		94	80 - 120

Lab Sample ID: 720-95953-A-1-G MS

Matrix: Solid

Analysis Batch: 276222

Client Sample ID: Matrix Spike

Prep Type: Total/NA

Prep Batch: 275916

Analyte	Sample Result	Sample Qualifier	Spike Added	MS Result	MS Qualifier	Unit	D	%Rec	%Rec. Limits
Mercury	ND		0.769	0.677		mg/Kg		88	75 - 125

Lab Sample ID: 720-95953-A-1-H MSD

Matrix: Solid

Analysis Batch: 276222

Client Sample ID: Matrix Spike Duplicate

Prep Type: Total/NA

Prep Batch: 275916

Analyte	Sample Result	Sample Qualifier	Spike Added	MSD Result	MSD Qualifier	Unit	D	%Rec	%Rec. Limits	RPD	RPD Limit
Mercury	ND		0.769	0.662		mg/Kg		86	75 - 125	2	20

QC Association Summary

Client: Cornerstone Earth Group
Project/Site: Meridian, Parkmoor, and Race St

Job ID: 720-95939-1

GC/MS VOA

Analysis Batch: 276016

Lab Sample ID	Client Sample ID	Prep Type	Matrix	Method	Prep Batch
720-95939-17	EB-4	Total/NA	Water	8260B/CA_LUFT MS	
720-95939-18	EB-5	Total/NA	Water	8260B/CA_LUFT MS	
MB 720-276016/4	Method Blank	Total/NA	Water	8260B/CA_LUFT MS	
LCS 720-276016/5	Lab Control Sample	Total/NA	Water	8260B/CA_LUFT MS	
LCS 720-276016/7	Lab Control Sample	Total/NA	Water	8260B/CA_LUFT MS	
LCSD 720-276016/6	Lab Control Sample Dup	Total/NA	Water	8260B/CA_LUFT MS	
LCSD 720-276016/8	Lab Control Sample Dup	Total/NA	Water	8260B/CA_LUFT MS	
720-95939-18 MS	EB-5	Total/NA	Water	8260B/CA_LUFT MS	
720-95939-18 MSD	EB-5	Total/NA	Water	8260B/CA_LUFT MS	

Analysis Batch: 276037

Lab Sample ID	Client Sample ID	Prep Type	Matrix	Method	Prep Batch
720-95939-19	EB-3	Total/NA	Water	8260B/CA_LUFT MS	
MB 720-276037/4	Method Blank	Total/NA	Water	8260B/CA_LUFT MS	
LCS 720-276037/5	Lab Control Sample	Total/NA	Water	8260B/CA_LUFT MS	
LCS 720-276037/7	Lab Control Sample	Total/NA	Water	8260B/CA_LUFT MS	
LCSD 720-276037/6	Lab Control Sample Dup	Total/NA	Water	8260B/CA_LUFT MS	
LCSD 720-276037/8	Lab Control Sample Dup	Total/NA	Water	8260B/CA_LUFT MS	
720-95944-A-4 MS	Matrix Spike	Total/NA	Water	8260B/CA_LUFT MS	
720-95944-A-4 MSD	Matrix Spike Duplicate	Total/NA	Water	8260B/CA_LUFT MS	

GC Semi VOA

Prep Batch: 275856

Lab Sample ID	Client Sample ID	Prep Type	Matrix	Method	Prep Batch
720-95939-17	EB-4	Silica Gel Cleanup	Water	3510C SGC	
720-95939-18	EB-5	Silica Gel Cleanup	Water	3510C SGC	
720-95939-19	EB-3	Silica Gel Cleanup	Water	3510C SGC	
MB 720-275856/1-A	Method Blank	Silica Gel Cleanup	Water	3510C SGC	
LCS 720-275856/2-A	Lab Control Sample	Silica Gel Cleanup	Water	3510C SGC	
LCSD 720-275856/3-A	Lab Control Sample Dup	Silica Gel Cleanup	Water	3510C SGC	

Prep Batch: 275976

Lab Sample ID	Client Sample ID	Prep Type	Matrix	Method	Prep Batch
720-95939-1	EB-4 (0.5-1)	Total/NA	Solid	3546	
720-95939-2	EB-4 (2.5-3)	Total/NA	Solid	3546	
720-95939-4	EB-2 (0.5-1)	Total/NA	Solid	3546	
720-95939-5	EB-2 (2.5-3)	Total/NA	Solid	3546	
720-95939-7	EB-3 (0-0.5)	Total/NA	Solid	3546	

Eurofins TestAmerica, Pleasanton

QC Association Summary

Client: Cornerstone Earth Group
Project/Site: Meridian, Parkmoor, and Race St

Job ID: 720-95939-1

GC Semi VOA (Continued)

Prep Batch: 275976 (Continued)

Lab Sample ID	Client Sample ID	Prep Type	Matrix	Method	Prep Batch
720-95939-8	EB-3 (2.5-3)	Total/NA	Solid	3546	
720-95939-9	EB-5 (0.5-1)	Total/NA	Solid	3546	
720-95939-10	EB-5 (3-3.5)	Total/NA	Solid	3546	
720-95939-12	EB-6 (0-0.5)	Total/NA	Solid	3546	
720-95939-13	EB-6 (3-3.5)	Total/NA	Solid	3546	
MB 720-275976/1-A	Method Blank	Total/NA	Solid	3546	
LCS 720-275976/2-A	Lab Control Sample	Total/NA	Solid	3546	
720-95939-1 MS	EB-4 (0.5-1)	Total/NA	Solid	3546	
720-95939-1 MSD	EB-4 (0.5-1)	Total/NA	Solid	3546	

Analysis Batch: 276030

Lab Sample ID	Client Sample ID	Prep Type	Matrix	Method	Prep Batch
720-95939-17	EB-4	Silica Gel Cleanup	Water	8015B	275856
720-95939-18	EB-5	Silica Gel Cleanup	Water	8015B	275856
720-95939-19	EB-3	Silica Gel Cleanup	Water	8015B	275856
MB 720-275856/1-A	Method Blank	Silica Gel Cleanup	Water	8015B	275856
LCS 720-275856/2-A	Lab Control Sample	Silica Gel Cleanup	Water	8015B	275856
LCSD 720-275856/3-A	Lab Control Sample Dup	Silica Gel Cleanup	Water	8015B	275856

Analysis Batch: 276121

Lab Sample ID	Client Sample ID	Prep Type	Matrix	Method	Prep Batch
720-95939-1	EB-4 (0.5-1)	Total/NA	Solid	8081A	275976
720-95939-2	EB-4 (2.5-3)	Total/NA	Solid	8081A	275976
720-95939-4	EB-2 (0.5-1)	Total/NA	Solid	8081A	275976
720-95939-5	EB-2 (2.5-3)	Total/NA	Solid	8081A	275976
720-95939-7	EB-3 (0-0.5)	Total/NA	Solid	8081A	275976
720-95939-8	EB-3 (2.5-3)	Total/NA	Solid	8081A	275976
720-95939-9	EB-5 (0.5-1)	Total/NA	Solid	8081A	275976
720-95939-10	EB-5 (3-3.5)	Total/NA	Solid	8081A	275976
720-95939-12	EB-6 (0-0.5)	Total/NA	Solid	8081A	275976
720-95939-13	EB-6 (3-3.5)	Total/NA	Solid	8081A	275976
MB 720-275976/1-A	Method Blank	Total/NA	Solid	8081A	275976
LCS 720-275976/2-A	Lab Control Sample	Total/NA	Solid	8081A	275976
720-95939-1 MS	EB-4 (0.5-1)	Total/NA	Solid	8081A	275976
720-95939-1 MSD	EB-4 (0.5-1)	Total/NA	Solid	8081A	275976

Metals

Prep Batch: 275836

Lab Sample ID	Client Sample ID	Prep Type	Matrix	Method	Prep Batch
720-95939-1	EB-4 (0.5-1)	Total/NA	Solid	3050B	
720-95939-2	EB-4 (2.5-3)	Total/NA	Solid	3050B	
720-95939-4	EB-2 (0.5-1)	Total/NA	Solid	3050B	
720-95939-5	EB-2 (2.5-3)	Total/NA	Solid	3050B	
720-95939-7	EB-3 (0-0.5)	Total/NA	Solid	3050B	
720-95939-8	EB-3 (2.5-3)	Total/NA	Solid	3050B	
720-95939-9	EB-5 (0.5-1)	Total/NA	Solid	3050B	
720-95939-10	EB-5 (3-3.5)	Total/NA	Solid	3050B	
720-95939-12	EB-6 (0-0.5)	Total/NA	Solid	3050B	
720-95939-13	EB-6 (3-3.5)	Total/NA	Solid	3050B	
MB 720-275836/1-A	Method Blank	Total/NA	Solid	3050B	

Eurofins TestAmerica, Pleasanton

QC Association Summary

Client: Cornerstone Earth Group
Project/Site: Meridian, Parkmoor, and Race St

Job ID: 720-95939-1

Metals (Continued)

Prep Batch: 275836 (Continued)

Lab Sample ID	Client Sample ID	Prep Type	Matrix	Method	Prep Batch
LCS 720-275836/2-A	Lab Control Sample	Total/NA	Solid	3050B	
720-95789-A-1-J MS	Matrix Spike	Total/NA	Solid	3050B	
720-95789-A-1-K MSD	Matrix Spike Duplicate	Total/NA	Solid	3050B	

Prep Batch: 275863

Lab Sample ID	Client Sample ID	Prep Type	Matrix	Method	Prep Batch
720-95939-1	EB-4 (0.5-1)	Total/NA	Solid	7471A	
720-95939-2	EB-4 (2.5-3)	Total/NA	Solid	7471A	
MB 720-275863/1-A	Method Blank	Total/NA	Solid	7471A	
LCS 720-275863/2-A	Lab Control Sample	Total/NA	Solid	7471A	
720-95905-A-2-H MS	Matrix Spike	Total/NA	Solid	7471A	
720-95905-A-2-I MSD	Matrix Spike Duplicate	Total/NA	Solid	7471A	

Prep Batch: 275916

Lab Sample ID	Client Sample ID	Prep Type	Matrix	Method	Prep Batch
720-95939-4	EB-2 (0.5-1)	Total/NA	Solid	7471A	
720-95939-5	EB-2 (2.5-3)	Total/NA	Solid	7471A	
720-95939-7	EB-3 (0-0.5)	Total/NA	Solid	7471A	
720-95939-8	EB-3 (2.5-3)	Total/NA	Solid	7471A	
720-95939-9	EB-5 (0.5-1)	Total/NA	Solid	7471A	
720-95939-10	EB-5 (3-3.5)	Total/NA	Solid	7471A	
720-95939-12	EB-6 (0-0.5)	Total/NA	Solid	7471A	
720-95939-13	EB-6 (3-3.5)	Total/NA	Solid	7471A	
MB 720-275916/1-A	Method Blank	Total/NA	Solid	7471A	
LCS 720-275916/2-A	Lab Control Sample	Total/NA	Solid	7471A	
720-95953-A-1-G MS	Matrix Spike	Total/NA	Solid	7471A	
720-95953-A-1-H MSD	Matrix Spike Duplicate	Total/NA	Solid	7471A	

Analysis Batch: 275926

Lab Sample ID	Client Sample ID	Prep Type	Matrix	Method	Prep Batch
720-95939-1	EB-4 (0.5-1)	Total/NA	Solid	6010B	275836
720-95939-2	EB-4 (2.5-3)	Total/NA	Solid	6010B	275836
720-95939-4	EB-2 (0.5-1)	Total/NA	Solid	6010B	275836
720-95939-5	EB-2 (2.5-3)	Total/NA	Solid	6010B	275836
720-95939-7	EB-3 (0-0.5)	Total/NA	Solid	6010B	275836
720-95939-8	EB-3 (2.5-3)	Total/NA	Solid	6010B	275836
720-95939-9	EB-5 (0.5-1)	Total/NA	Solid	6010B	275836
720-95939-10	EB-5 (3-3.5)	Total/NA	Solid	6010B	275836
720-95939-12	EB-6 (0-0.5)	Total/NA	Solid	6010B	275836
720-95939-13	EB-6 (3-3.5)	Total/NA	Solid	6010B	275836
MB 720-275836/1-A	Method Blank	Total/NA	Solid	6010B	275836
LCS 720-275836/2-A	Lab Control Sample	Total/NA	Solid	6010B	275836
720-95789-A-1-J MS	Matrix Spike	Total/NA	Solid	6010B	275836
720-95789-A-1-K MSD	Matrix Spike Duplicate	Total/NA	Solid	6010B	275836

Analysis Batch: 276011

Lab Sample ID	Client Sample ID	Prep Type	Matrix	Method	Prep Batch
720-95939-1	EB-4 (0.5-1)	Total/NA	Solid	7471A	275863
720-95939-2	EB-4 (2.5-3)	Total/NA	Solid	7471A	275863
MB 720-275863/1-A	Method Blank	Total/NA	Solid	7471A	275863
LCS 720-275863/2-A	Lab Control Sample	Total/NA	Solid	7471A	275863

Eurofins TestAmerica, Pleasanton

QC Association Summary

Client: Cornerstone Earth Group
Project/Site: Meridian, Parkmoor, and Race St

Job ID: 720-95939-1

Metals (Continued)

Analysis Batch: 276011 (Continued)

Lab Sample ID	Client Sample ID	Prep Type	Matrix	Method	Prep Batch
720-95905-A-2-H MS	Matrix Spike	Total/NA	Solid	7471A	275863
720-95905-A-2-I MSD	Matrix Spike Duplicate	Total/NA	Solid	7471A	275863

Analysis Batch: 276222

Lab Sample ID	Client Sample ID	Prep Type	Matrix	Method	Prep Batch
720-95939-4	EB-2 (0.5-1)	Total/NA	Solid	7471A	275916
720-95939-5	EB-2 (2.5-3)	Total/NA	Solid	7471A	275916
720-95939-7	EB-3 (0-0.5)	Total/NA	Solid	7471A	275916
720-95939-8	EB-3 (2.5-3)	Total/NA	Solid	7471A	275916
720-95939-9	EB-5 (0.5-1)	Total/NA	Solid	7471A	275916
720-95939-10	EB-5 (3-3.5)	Total/NA	Solid	7471A	275916
720-95939-12	EB-6 (0-0.5)	Total/NA	Solid	7471A	275916
720-95939-13	EB-6 (3-3.5)	Total/NA	Solid	7471A	275916
MB 720-275916/1-A	Method Blank	Total/NA	Solid	7471A	275916
LCS 720-275916/2-A	Lab Control Sample	Total/NA	Solid	7471A	275916
720-95953-A-1-G MS	Matrix Spike	Total/NA	Solid	7471A	275916
720-95953-A-1-H MSD	Matrix Spike Duplicate	Total/NA	Solid	7471A	275916

Lab Chronicle

Client: Cornerstone Earth Group
Project/Site: Meridian, Parkmoor, and Race St

Job ID: 720-95939-1

Client Sample ID: EB-4 (0.5-1)

Date Collected: 11/06/19 09:07

Date Received: 11/06/19 17:50

Lab Sample ID: 720-95939-1

Matrix: Solid

Prep Type	Batch Type	Batch Method	Run	Dilution Factor	Batch Number	Prepared or Analyzed	Analyst	Lab
Total/NA	Prep	3546			275976	11/11/19 08:50	JMM	TAL PLS
Total/NA	Analysis	8081A		1	276121	11/13/19 16:54	LRC	TAL PLS
Total/NA	Prep	3050B			275836	11/07/19 13:56	JAM	TAL PLS
Total/NA	Analysis	6010B		4	275926	11/08/19 13:26	BKR	TAL PLS
Total/NA	Prep	7471A			275863	11/07/19 16:05	MAG	TAL PLS
Total/NA	Analysis	7471A		1	276011	11/11/19 15:04	MAG	TAL PLS

Client Sample ID: EB-4 (2.5-3)

Date Collected: 11/06/19 09:09

Date Received: 11/06/19 17:50

Lab Sample ID: 720-95939-2

Matrix: Solid

Prep Type	Batch Type	Batch Method	Run	Dilution Factor	Batch Number	Prepared or Analyzed	Analyst	Lab
Total/NA	Prep	3546			275976	11/11/19 08:50	JMM	TAL PLS
Total/NA	Analysis	8081A		1	276121	11/13/19 17:13	LRC	TAL PLS
Total/NA	Prep	3050B			275836	11/07/19 13:56	JAM	TAL PLS
Total/NA	Analysis	6010B		4	275926	11/08/19 13:30	BKR	TAL PLS
Total/NA	Prep	7471A			275863	11/07/19 16:05	MAG	TAL PLS
Total/NA	Analysis	7471A		1	276011	11/11/19 14:37	MAG	TAL PLS

Client Sample ID: EB-2 (0.5-1)

Date Collected: 11/06/19 09:55

Date Received: 11/06/19 17:50

Lab Sample ID: 720-95939-4

Matrix: Solid

Prep Type	Batch Type	Batch Method	Run	Dilution Factor	Batch Number	Prepared or Analyzed	Analyst	Lab
Total/NA	Prep	3546			275976	11/11/19 08:50	JMM	TAL PLS
Total/NA	Analysis	8081A		1	276121	11/13/19 17:32	LRC	TAL PLS
Total/NA	Prep	3050B			275836	11/07/19 13:56	JAM	TAL PLS
Total/NA	Analysis	6010B		4	275926	11/08/19 13:35	BKR	TAL PLS
Total/NA	Prep	7471A			275916	11/08/19 12:45	MAG	TAL PLS
Total/NA	Analysis	7471A		1	276222	11/14/19 13:51	MAG	TAL PLS

Client Sample ID: EB-2 (2.5-3)

Date Collected: 11/06/19 09:57

Date Received: 11/06/19 17:50

Lab Sample ID: 720-95939-5

Matrix: Solid

Prep Type	Batch Type	Batch Method	Run	Dilution Factor	Batch Number	Prepared or Analyzed	Analyst	Lab
Total/NA	Prep	3546			275976	11/11/19 08:50	JMM	TAL PLS
Total/NA	Analysis	8081A		1	276121	11/13/19 17:51	LRC	TAL PLS
Total/NA	Prep	3050B			275836	11/07/19 13:56	JAM	TAL PLS
Total/NA	Analysis	6010B		4	275926	11/08/19 13:40	BKR	TAL PLS
Total/NA	Prep	7471A			275916	11/08/19 12:45	MAG	TAL PLS
Total/NA	Analysis	7471A		1	276222	11/14/19 14:09	MAG	TAL PLS

Eurofins TestAmerica, Pleasanton

Lab Chronicle

Client: Cornerstone Earth Group
Project/Site: Meridian, Parkmoor, and Race St

Job ID: 720-95939-1

Client Sample ID: EB-3 (0-0.5)

Date Collected: 11/06/19 10:17

Date Received: 11/06/19 17:50

Lab Sample ID: 720-95939-7

Matrix: Solid

Prep Type	Batch Type	Batch Method	Run	Dilution Factor	Batch Number	Prepared or Analyzed	Analyst	Lab
Total/NA	Prep	3546			275976	11/11/19 08:50	JMM	TAL PLS
Total/NA	Analysis	8081A		1	276121	11/13/19 18:10	LRC	TAL PLS
Total/NA	Prep	3050B			275836	11/07/19 13:56	JAM	TAL PLS
Total/NA	Analysis	6010B		4	275926	11/08/19 13:45	BKR	TAL PLS
Total/NA	Prep	7471A			275916	11/08/19 12:45	MAG	TAL PLS
Total/NA	Analysis	7471A		1	276222	11/14/19 13:53	MAG	TAL PLS

Client Sample ID: EB-3 (2.5-3)

Date Collected: 11/06/19 10:19

Date Received: 11/06/19 17:50

Lab Sample ID: 720-95939-8

Matrix: Solid

Prep Type	Batch Type	Batch Method	Run	Dilution Factor	Batch Number	Prepared or Analyzed	Analyst	Lab
Total/NA	Prep	3546			275976	11/11/19 08:50	JMM	TAL PLS
Total/NA	Analysis	8081A		1	276121	11/13/19 18:29	LRC	TAL PLS
Total/NA	Prep	3050B			275836	11/07/19 13:56	JAM	TAL PLS
Total/NA	Analysis	6010B		4	275926	11/08/19 13:49	BKR	TAL PLS
Total/NA	Prep	7471A			275916	11/08/19 12:45	MAG	TAL PLS
Total/NA	Analysis	7471A		1	276222	11/14/19 14:02	MAG	TAL PLS

Client Sample ID: EB-5 (0.5-1)

Date Collected: 11/06/19 10:53

Date Received: 11/06/19 17:50

Lab Sample ID: 720-95939-9

Matrix: Solid

Prep Type	Batch Type	Batch Method	Run	Dilution Factor	Batch Number	Prepared or Analyzed	Analyst	Lab
Total/NA	Prep	3546			275976	11/11/19 08:50	JMM	TAL PLS
Total/NA	Analysis	8081A		1	276121	11/13/19 18:48	LRC	TAL PLS
Total/NA	Prep	3050B			275836	11/07/19 13:56	JAM	TAL PLS
Total/NA	Analysis	6010B		4	275926	11/08/19 14:04	BKR	TAL PLS
Total/NA	Prep	7471A			275916	11/08/19 12:45	MAG	TAL PLS
Total/NA	Analysis	7471A		1	276222	11/14/19 14:00	MAG	TAL PLS

Client Sample ID: EB-5 (3-3.5)

Date Collected: 11/06/19 10:56

Date Received: 11/06/19 17:50

Lab Sample ID: 720-95939-10

Matrix: Solid

Prep Type	Batch Type	Batch Method	Run	Dilution Factor	Batch Number	Prepared or Analyzed	Analyst	Lab
Total/NA	Prep	3546			275976	11/11/19 08:50	JMM	TAL PLS
Total/NA	Analysis	8081A		1	276121	11/13/19 19:07	LRC	TAL PLS
Total/NA	Prep	3050B			275836	11/07/19 13:56	JAM	TAL PLS
Total/NA	Analysis	6010B		4	275926	11/08/19 14:09	BKR	TAL PLS
Total/NA	Prep	7471A			275916	11/08/19 12:45	MAG	TAL PLS
Total/NA	Analysis	7471A		1	276222	11/14/19 13:59	MAG	TAL PLS

Eurofins TestAmerica, Pleasanton

Lab Chronicle

Client: Cornerstone Earth Group
Project/Site: Meridian, Parkmoor, and Race St

Job ID: 720-95939-1

Client Sample ID: EB-6 (0-0.5)

Date Collected: 11/06/19 12:37

Date Received: 11/06/19 17:50

Lab Sample ID: 720-95939-12

Matrix: Solid

Prep Type	Batch Type	Batch Method	Run	Dilution Factor	Batch Number	Prepared or Analyzed	Analyst	Lab
Total/NA	Prep	3546			275976	11/11/19 08:50	JMM	TAL PLS
Total/NA	Analysis	8081A		1	276121	11/13/19 19:26	LRC	TAL PLS
Total/NA	Prep	3050B			275836	11/07/19 13:56	JAM	TAL PLS
Total/NA	Analysis	6010B		4	275926	11/08/19 14:13	BKR	TAL PLS
Total/NA	Prep	7471A			275916	11/08/19 12:45	MAG	TAL PLS
Total/NA	Analysis	7471A		1	276222	11/14/19 14:06	MAG	TAL PLS

Client Sample ID: EB-6 (3-3.5)

Date Collected: 11/06/19 12:38

Date Received: 11/06/19 17:50

Lab Sample ID: 720-95939-13

Matrix: Solid

Prep Type	Batch Type	Batch Method	Run	Dilution Factor	Batch Number	Prepared or Analyzed	Analyst	Lab
Total/NA	Prep	3546			275976	11/11/19 08:50	JMM	TAL PLS
Total/NA	Analysis	8081A		1	276121	11/13/19 19:45	LRC	TAL PLS
Total/NA	Prep	3050B			275836	11/07/19 13:56	JAM	TAL PLS
Total/NA	Analysis	6010B		4	275926	11/08/19 14:18	BKR	TAL PLS
Total/NA	Prep	7471A			275916	11/08/19 12:45	MAG	TAL PLS
Total/NA	Analysis	7471A		1	276222	11/14/19 14:08	MAG	TAL PLS

Client Sample ID: EB-4

Date Collected: 11/06/19 14:00

Date Received: 11/06/19 17:50

Lab Sample ID: 720-95939-17

Matrix: Water

Prep Type	Batch Type	Batch Method	Run	Dilution Factor	Batch Number	Prepared or Analyzed	Analyst	Lab
Total/NA	Analysis	8260B/CA_LUFTMS		1	276016	11/12/19 03:51	JRM	TAL PLS
Silica Gel Cleanup	Prep	3510C SGC			275856	11/07/19 14:58	BRR	TAL PLS
Silica Gel Cleanup	Analysis	8015B		1	276030	11/12/19 23:24	JXL	TAL PLS

Client Sample ID: EB-5

Date Collected: 11/06/19 14:15

Date Received: 11/06/19 17:50

Lab Sample ID: 720-95939-18

Matrix: Water

Prep Type	Batch Type	Batch Method	Run	Dilution Factor	Batch Number	Prepared or Analyzed	Analyst	Lab
Total/NA	Analysis	8260B/CA_LUFTMS		1	276016	11/12/19 04:20	JRM	TAL PLS
Silica Gel Cleanup	Prep	3510C SGC			275856	11/07/19 14:58	BRR	TAL PLS
Silica Gel Cleanup	Analysis	8015B		1	276030	11/12/19 23:54	JXL	TAL PLS

Client Sample ID: EB-3

Date Collected: 11/06/19 14:45

Date Received: 11/06/19 17:50

Lab Sample ID: 720-95939-19

Matrix: Water

Prep Type	Batch Type	Batch Method	Run	Dilution Factor	Batch Number	Prepared or Analyzed	Analyst	Lab
Total/NA	Analysis	8260B/CA_LUFTMS		1	276037	11/12/19 13:10	A1C	TAL PLS
Silica Gel Cleanup	Prep	3510C SGC			275856	11/07/19 14:58	BRR	TAL PLS
Silica Gel Cleanup	Analysis	8015B		1	276030	11/13/19 00:23	JXL	TAL PLS

Eurofins TestAmerica, Pleasanton

Lab Chronicle

Client: Cornerstone Earth Group
Project/Site: Meridian, Parkmoor, and Race St

Job ID: 720-95939-1

Laboratory References:

TAL PLS = Eurofins TestAmerica, Pleasanton, 1220 Quarry Lane, Pleasanton, CA 94566, TEL (925)484-1919

1
2
3
4
5
6
7
8
9
10
11
12
13
14
15

Accreditation/Certification Summary

Client: Cornerstone Earth Group
Project/Site: Meridian, Parkmoor, and Race St

Job ID: 720-95939-1

Laboratory: Eurofins TestAmerica, Pleasanton

Unless otherwise noted, all analytes for this laboratory were covered under each accreditation/certification below.

Authority	Program	Identification Number	Expiration Date
California	State Program	2496	01-31-20

The following analytes are included in this report, but the laboratory is not certified by the governing authority. This list may include analytes for which the agency does not offer certification.

Analysis Method	Prep Method	Matrix	Analyte
-----------------	-------------	--------	---------

Method Summary

Client: Cornerstone Earth Group
Project/Site: Meridian, Parkmoor, and Race St

Job ID: 720-95939-1

Method	Method Description	Protocol	Laboratory
8260B/CA_LUFTMS	8260B / CA LUFT MS	SW846	TAL PLS
8015B	Diesel Range Organics (DRO) (GC)	SW846	TAL PLS
8081A	Organochlorine Pesticides (GC)	SW846	TAL PLS
6010B	Metals (ICP)	SW846	TAL PLS
7471A	Mercury (CVAA)	SW846	TAL PLS
3050B	Preparation, Metals	SW846	TAL PLS
3510C SGC	Liquid-Liquid Extraction (Separatory Funnel)	SW846	TAL PLS
3546	Microwave Extraction	SW846	TAL PLS
5030B	Purge and Trap	SW846	TAL PLS
7471A	Preparation, Mercury	SW846	TAL PLS

Protocol References:

SW846 = "Test Methods For Evaluating Solid Waste, Physical/Chemical Methods", Third Edition, November 1986 And Its Updates.

Laboratory References:

TAL PLS = Eurofins TestAmerica, Pleasanton, 1220 Quarry Lane, Pleasanton, CA 94566, TEL (925)484-1919

Sample Summary

Client: Cornerstone Earth Group
Project/Site: Meridian, Parkmoor, and Race St

Job ID: 720-95939-1

Lab Sample ID	Client Sample ID	Matrix	Collected	Received	Asset ID
720-95939-1	EB-4 (0.5-1)	Solid	11/06/19 09:07	11/06/19 17:50	
720-95939-2	EB-4 (2.5-3)	Solid	11/06/19 09:09	11/06/19 17:50	
720-95939-4	EB-2 (0.5-1)	Solid	11/06/19 09:55	11/06/19 17:50	
720-95939-5	EB-2 (2.5-3)	Solid	11/06/19 09:57	11/06/19 17:50	
720-95939-7	EB-3 (0-0.5)	Solid	11/06/19 10:17	11/06/19 17:50	
720-95939-8	EB-3 (2.5-3)	Solid	11/06/19 10:19	11/06/19 17:50	
720-95939-9	EB-5 (0.5-1)	Solid	11/06/19 10:53	11/06/19 17:50	
720-95939-10	EB-5 (3-3.5)	Solid	11/06/19 10:56	11/06/19 17:50	
720-95939-12	EB-6 (0-0.5)	Solid	11/06/19 12:37	11/06/19 17:50	
720-95939-13	EB-6 (3-3.5)	Solid	11/06/19 12:38	11/06/19 17:50	
720-95939-17	EB-4	Water	11/06/19 14:00	11/06/19 17:50	
720-95939-18	EB-5	Water	11/06/19 14:15	11/06/19 17:50	
720-95939-19	EB-3	Water	11/06/19 14:45	11/06/19 17:50	



CORNERSTONE
EARTH GROUP

720-95939
Custody Record

193286

Cornerstone Earth Group, Inc. 1259 Oakmead Pkwy Sunnyvale, California 94085 (408) 245-4600 (408) 245-4620 Project Name: Meridian, Parkmoor, and Race St Site: San Jose Project Number: 118-107-2		Project Manager: Nick Brettner Tel/Fax: 408-655-3526 Analysis Turnaround Time TAT if different from Below <input checked="" type="checkbox"/> 1 week <input type="checkbox"/> 3 days <input type="checkbox"/> 2 days <input type="checkbox"/> 1 day		Site Sampler: Emily Holland Lab Contact: Afsaneh Salimpour Date: 11/6/19 COC No: 1 of 3 COCs								
Sample Identification		Sample Date	Sample Time	Sample Type	Matrix	# of Cont.	Filtered Sample	OCPS (EPA 8081A)	CAM 17 Metals (EPA 6010B/7471A)	TPH d/o w/ silica gel (EPA 8015B)	VOCs + TPHg (EPA 8260B)	Laboratory's Job No.
EB-4 (0.5-1)		11/6	9:07	liner	soil	1	X	X				
EB-4 (2.5-3)			9:04				X	X				
EB-4 (4.5-5)			9:10									
EB-2 (0.5-1)			9:55				X	X				
EB-2 (2.5-3)			9:57				X	X				
EB-2 (4.5-5)			9:58				X	X				
EB-3 (0-0.5)			10:17				X	X				
EB-3 (2.5-3)			10:19				X	X				
EB-5 (0.5-1)			10:53				X	X				
EB-5 (3-3.5)			10:56	liners		4	X	X				
EB-5 (24-24.5)			11:42	liners		3	X	X				
EB-6 (0-0.5)			12:37	liners		1	X	X				
Preservation Used: 1= Ice, 2= HCl; 3= H2SO4; 4= HNO3; 5= NaOH; 6= Other												
Possible Hazard Identification <input type="checkbox"/> Non-Hazard <input type="checkbox"/> Flammable <input type="checkbox"/> Skin Irritant <input type="checkbox"/> Poison B <input type="checkbox"/> Unknown												
Sample Disposal <input type="checkbox"/> Return To Client <input type="checkbox"/> Disposal By Lab <input type="checkbox"/> Archive For Months												
Special Instructions/QC Requirements & Comments: If additional sample is needed, please use the liner. Please email results to: eholland@cornerstoneearth.com, nbrettner@cornerstoneearth.com, rhelm@cornerstoneearth.com												
Relinquished by: <i>WTH</i>		Company: Cornerstone Earth Group		Date/Time: 11/6 16:00		Received by: <i>[Signature]</i>		Company: <i>ETA PLS</i>		Date/Time: 11/6-19 16:00		
Relinquished by: <i>[Signature]</i>		Company: <i>ETA PLS</i>		Date/Time: 11-6-19		Received by: <i>[Signature]</i>		Company: <i>ETA PLS</i>		Date/Time: 11/6/19 1750		
Relinquished by:		Company:		Date/Time:		Received by:		Company:		Date/Time:		

3.5C 1.5C

1 2 3 4 5 6 7 8 9 10 11 12



Chain of Custody Record

193286

Cornerstone Earth Group, Inc. 1259 Oakmead Pkwy Sunnyvale, California 94085 (408) 245-4600 Phone (408) 245-4620 FAX Project Name: Meridian, Parkmoor, and Race St Site: San Jose Project Number: 118-107-2		Project Manager: Nick Brettner Tel/Fax: 408-655-3526 Analysis Turnaround Time TAT if different from Below <input checked="" type="checkbox"/> 1 week <input type="checkbox"/> 3 days <input type="checkbox"/> 2 days <input type="checkbox"/> 1 day		Site Sampler: Emily Holland Lab Contact: Afsaneh Salimpour Date: 10/6/19 Lab: Test America COC No: 2 of 3 COCs Laboratory's Job No.								
Sample Identification		Sample Date	Sample Time	Sample Type	Matrix	# of Cont.	Filtered Sample	CAM 17 Metals (EPA 6010B/7471A)	TPH d/o w/ silica gel (EPA 8015B)	VOCs + TPHg (EPA 8260B)	Laboratory's Sample Specific Notes:	
EB-6 (3-3.5)		11/6	12:30	mer	soil	1	X	X				
EB-9 (5.5-16')		+	13:56	mer	+	3	X					
EB-1 (0-0.5')		+	15:00	mer	+	1	X					
EB-1 (2-2.5')		+	15:01	+	+	1	X					
Preservation Used: 1= Ice, 2= HCl; 3= H2SO4; 4= HNO3; 5= NaOH; 6= Other												
Possible Hazard Identification <input type="checkbox"/> Non-Hazard <input type="checkbox"/> Flammable <input type="checkbox"/> Skin Irritant <input type="checkbox"/> Poison B <input type="checkbox"/> Unknown												
Sample Disposal <input type="checkbox"/> Return To Client <input type="checkbox"/> Disposal By Lab <input type="checkbox"/> Archive For _____ Months												
Special Instructions/QC Requirements & Comments: If additional sample is needed, please use the liner. Please email results to: eholland@cornerstoneearth.com, nbrettnr@cornerstoneearth.com, rhelm@cornerstoneearth.com												
Relinquished by: [Signature]		Company: Cornerstone Earth Group		Date/Time: 10/6/19 16:00		Received by: [Signature]		Company: ETA PLS		Date/Time: 11-6-19 16:00		
Relinquished by: [Signature]		Company: ETA PLS		Date/Time: 11-6-19		Received by: [Signature]		Company: ETA-PLS		Date/Time: 11/6/19 17:50		
Relinquished by:		Company:		Date/Time:		Received by:		Company:		Date/Time:		



Chain of Custody Record

#193286

[illegible]

- 1
- 2
- 3
- 4
- 5
- 6
- 7
- 8
- 9
- 10
- 11
- 12
- 13
- 14
- 15



CORNERSTONE
EARTH GROUP

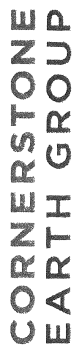
720-95939
Custody Record

193286

Cornerstone Earth Group, Inc. 1259 Oakmead Pkwy Sunnyvale, California 94085 (408) 245-4600 (408) 245-4620 Project Name: Meridian, Parkmoor, and Race St Site: San Jose Project Number: 118-107-2		Project Manager: Nick Brettner Tel/Fax: 408-655-3526 Analysis Turnaround Time TAT if different from Below <input checked="" type="checkbox"/> 1 week <input type="checkbox"/> 3 days <input type="checkbox"/> 2 days <input type="checkbox"/> 1 day		Site Sampler: Emily Holland Lab Contact: Afsaneh Salimpour Date: 11/6/19 Lab: Test America COC No: 1 of 3 COCs Laboratory's Job No.									
Sample Identification		Sample Date	Sample Time	Sample Type	Matrix	# of Cont.	Filtered Sample	OCPS (EPA 8081A)	CAM 17 Metals (EPA 6010B/7471A)	TPH d/o w/ silica gel (EPA 8015B)	VOCs + TPHg (EPA 8260B)	Laboratory's Sample Specific Notes:	
EB-4 (0.5-1)		11/6	9:07	liner	soil	1	X	X					
EB-4 (2.5-3)			9:04				X	X					
EB-4 (4.5-5)			9:10										
EB-2 (0.5-1)			9:55				X	X					
EB-2 (2.5-3)			9:57				X	X					
EB-2 (4.5-5)			9:58				X	X					
EB-3 (0-0.5)			10:17				X	X					
EB-3 (2.5-3)			10:19				X	X					
EB-5 (0.5-1)			10:53				X	X					
EB-5 (3-3.5)			10:56	liners		4	X	X					
EB-5 (24-24.5)			11:42	liners		3	X	X					
EB-6 (0-0.5)			12:37	liners		1	X	X					
Preservation Used: 1= Ice, 2= HCl; 3= H2SO4; 4= HNO3; 5= NaOH; 6= Other													
Possible Hazard Identification <input type="checkbox"/> Non-Hazard <input type="checkbox"/> Flammable <input type="checkbox"/> Skin Irritant <input type="checkbox"/> Poison B <input type="checkbox"/> Unknown													
Sample Disposal <input type="checkbox"/> Return To Client <input type="checkbox"/> Disposal By Lab <input type="checkbox"/> Archive For Months													
Special Instructions/QC Requirements & Comments: If additional sample is needed, please use the liner. Please email results to: eholland@cornerstoneearth.com, nbrettner@cornerstoneearth.com, rhelm@cornerstoneearth.com													
Relinquished by: <i>Walt</i>		Company: Cornerstone Earth Group		Date/Time: 11/6 16:00		Received by: <i>[Signature]</i>		Company: <i>ETA PLS</i>		Date/Time: 11/6-19 16:00			
Relinquished by: <i>[Signature]</i>		Company: <i>ETA PLS</i>		Date/Time: 11-6-19		Received by: <i>[Signature]</i>		Company: <i>ETA PLS</i>		Date/Time: 11/6/19 1750			
Relinquished by:		Company:		Date/Time:		Received by:		Company:		Date/Time:			

3.5C 1.5C

1 2 3 4 5 6 7 8 9 10 11 12



Chain of Custody Record

193286

Cornerstone Earth Group, Inc. 1259 Oakmead Pkwy Sunnyvale, California 94085 (408) 245-4600 Phone (408) 245-4620 FAX Project Name: Meridian, Parkmoor, and Race St Site: San Jose Project Number: 118-107-2		Project Manager: Nick Brettner Tel/Fax: 408-655-3526 Analysis Turnaround Time TAT if different from Below <input checked="" type="checkbox"/> 1 week <input type="checkbox"/> 3 days <input type="checkbox"/> 2 days <input type="checkbox"/> 1 day		Site Sampler: Emily Holland Lab Contact: Afsaneh Salimpour Date: 10/6/19 Lab: Test America COC No: 2 of 3 COCs Laboratory's Job No.								
Sample Identification		Sample Date	Sample Time	Sample Type	Matrix	# of Cont.	Filtered Sample	CAM 17 Metals (EPA 6010B/7471A)	TPH d/o w/ silica gel (EPA 8015B)	VOCs + TPHg (EPA 8260B)	Laboratory's Sample Specific Notes:	
EB-6 (3-3.5)		11/6	12:30	mer	soil	1	X	X				
EB-7 (5.5-16')		+	13:56	mer	+	3	X					
EB-1 (0-0.5')		+	15:00	mer	+	1	X					
EB-1 (2-2.5')		+	15:01	+	+	1	X					
Preservation Used: 1= Ice, 2= HCl; 3= H2SO4; 4= HNO3; 5= NaOH; 6= Other												
Possible Hazard Identification <input type="checkbox"/> Non-Hazard <input type="checkbox"/> Flammable <input type="checkbox"/> Skin Irritant <input type="checkbox"/> Poison B <input type="checkbox"/> Unknown												
Sample Disposal <input type="checkbox"/> Return To Client <input type="checkbox"/> Disposal By Lab <input type="checkbox"/> Archive For _____ Months												
Special Instructions/QC Requirements & Comments: If additional sample is needed, please use the liner. Please email results to: eholland@cornerstoneearth.com, nbrettner@cornerstoneearth.com, rhelm@cornerstoneearth.com												
Relinquished by: [Signature]		Company: Cornerstone Earth Group		Date/Time: 10/6/19 16:00		Received by: [Signature]		Company: ETA PLS		Date/Time: 11-6-19 16:00		
Relinquished by: [Signature]		Company: ETA PLS		Date/Time: 11-6-19		Received by: [Signature]		Company: ETA-PLS		Date/Time: 11/6/19 17:50		
Relinquished by:		Company:		Date/Time:		Received by:		Company:		Date/Time:		



Chain of Custody Record

#193286

Project Manager: Nick Brettner Tel/Fax: 408-655-3526		Site Sampler: Emily Holland Lab Contact: Afsaneh Salimpour		Date: 11/6/19 Lab: Test America		COC No: 3 of 3 COCs Laboratory's Job No.	
Analysis Turnaround Time TAT if different from Below <input checked="" type="checkbox"/> 1 week <input type="checkbox"/> 3 days <input type="checkbox"/> 2 days <input type="checkbox"/> 1 day		Sample Date		Sample Time	Sample Type	Matrix	# of Cont.
Sample Identification		11/6	14:00	ambient water			0
EB-4		11/6	14:15	+			1
EB-5		11/6	14:45	+			1
EB-3		11/6	14:45	+			1
Sample Specific Notes:							
Laboratory's Sample Specific Notes:							
Preservation Used: 1= Ice, 2= HCl; 3= H2SO4; 4= HNO3; 5= NaOH; 6= Other							
Possible Hazard Identification <input type="checkbox"/> Non-Hazard <input type="checkbox"/> Flammable <input type="checkbox"/> Skin Irritant <input type="checkbox"/> Poison B <input type="checkbox"/> Unknown							
Special Instructions/QC Requirements & Comments: If additional sample is needed, please use the liner. Please email results to: eholland@cornerstoneearth.com, abrettner@cornerstoneearth.com, rthelm@cornerstoneearth.com							
Relinquished by: [Signature]		Company: Cornerstone Earth Group		Date/Time: 11/6/19 16:00		Received by: [Signature]	
Relinquished by: [Signature]		Company: ETA PLS		Date/Time: 11/6/19 17:50		Received by: [Signature]	
Relinquished by: [Signature]		Company: [Blank]		Date/Time: [Blank]		Received by: [Blank]	

- 1
- 2
- 3
- 4
- 5
- 6
- 7
- 8
- 9
- 10
- 11
- 12
- 13
- 14
- 15

Login Sample Receipt Checklist

Client: Cornerstone Earth Group

Job Number: 720-95939-1

Login Number: 95939

List Number: 1

Creator: Bullock, Tracy

List Source: Eurofins TestAmerica, Pleasanton

Question	Answer	Comment
Radioactivity wasn't checked or is \leq background as measured by a survey meter.	N/A	
The cooler's custody seal, if present, is intact.	N/A	
Sample custody seals, if present, are intact.	N/A	
The cooler or samples do not appear to have been compromised or tampered with.	True	
Samples were received on ice.	True	
Cooler Temperature is acceptable.	True	
Cooler Temperature is recorded.	True	
COC is present.	True	
COC is filled out in ink and legible.	True	
COC is filled out with all pertinent information.	True	
Is the Field Sampler's name present on COC?	True	
There are no discrepancies between the containers received and the COC.	True	
Samples are received within Holding Time (excluding tests with immediate HTs)	True	
Sample containers have legible labels.	True	
Containers are not broken or leaking.	True	
Sample collection date/times are provided.	True	
Appropriate sample containers are used.	True	
Sample bottles are completely filled.	True	
Sample Preservation Verified.	N/A	
There is sufficient vol. for all requested analyses, incl. any requested MS/MSDs	True	
Containers requiring zero headspace have no headspace or bubble is $<6\text{mm}$ ($1/4''$).	True	
Multiphasic samples are not present.	True	
Samples do not require splitting or compositing.	True	
Residual Chlorine Checked.	N/A	

ANALYTICAL REPORT

Eurofins TestAmerica, Pleasanton
1220 Quarry Lane
Pleasanton, CA 94566
Tel: (925)484-1919


Laboratory Job ID: 720-95966-1

Client Project/Site: Meridian, Parkmoor, and Race St

For:

Cornerstone Earth Group
1220 Oakland Blvd
Suite 220
Walnut Creek, California 94085

Attn: Nicholas Brettner



Authorized for release by:
11/14/2019 4:44:37 PM

Afsaneh Salimpour, Senior Project Manager
(925)484-1919
afsaneh.salimpour@testamericainc.com

LINKS

Review your project
results through

TotalAccess

Have a Question?



Visit us at:

www.testamericainc.com

This report has been electronically signed and authorized by the signatory. Electronic signature is intended to be the legally binding equivalent of a traditionally handwritten signature.

Results relate only to the items tested and the sample(s) as received by the laboratory.



Table of Contents

Cover Page	1
Table of Contents	2
Definitions/Glossary	3
Case Narrative	4
Detection Summary	5
Client Sample Results	8
Surrogate Summary	18
QC Sample Results	20
QC Association Summary	35
Lab Chronicle	38
Certification Summary	40
Method Summary	41
Sample Summary	42
Chain of Custody	43
Receipt Checklists	44

Definitions/Glossary

Client: Cornerstone Earth Group
Project/Site: Meridian, Parkmoor, and Race St

Job ID: 720-95966-1

Qualifiers

GC/MS VOA

Qualifier	Qualifier Description
4	MS, MSD: The analyte present in the original sample is greater than 4 times the matrix spike concentration; therefore, control limits are not applicable.

GC Semi VOA

Qualifier	Qualifier Description
4	MS, MSD: The analyte present in the original sample is greater than 4 times the matrix spike concentration; therefore, control limits are not applicable.
p	The %RPD between the primary and confirmation column/detector is >40%. The lower value has been reported.

Metals

Qualifier	Qualifier Description
4	MS, MSD: The analyte present in the original sample is greater than 4 times the matrix spike concentration; therefore, control limits are not applicable.
F1	MS and/or MSD Recovery is outside acceptance limits.

Glossary

Abbreviation	These commonly used abbreviations may or may not be present in this report.
□	Listed under the "D" column to designate that the result is reported on a dry weight basis
%R	Percent Recovery
CFL	Contains Free Liquid
CNF	Contains No Free Liquid
DER	Duplicate Error Ratio (normalized absolute difference)
Dil Fac	Dilution Factor
DL	Detection Limit (DoD/DOE)
DL, RA, RE, IN	Indicates a Dilution, Re-analysis, Re-extraction, or additional Initial metals/anion analysis of the sample
DLC	Decision Level Concentration (Radiochemistry)
EDL	Estimated Detection Limit (Dioxin)
LOD	Limit of Detection (DoD/DOE)
LOQ	Limit of Quantitation (DoD/DOE)
MDA	Minimum Detectable Activity (Radiochemistry)
MDC	Minimum Detectable Concentration (Radiochemistry)
MDL	Method Detection Limit
ML	Minimum Level (Dioxin)
NC	Not Calculated
ND	Not Detected at the reporting limit (or MDL or EDL if shown)
PQL	Practical Quantitation Limit
QC	Quality Control
RER	Relative Error Ratio (Radiochemistry)
RL	Reporting Limit or Requested Limit (Radiochemistry)
RPD	Relative Percent Difference, a measure of the relative difference between two points
TEF	Toxicity Equivalent Factor (Dioxin)
TEQ	Toxicity Equivalent Quotient (Dioxin)

Case Narrative

Client: Cornerstone Earth Group
Project/Site: Meridian, Parkmoor, and Race St

Job ID: 720-95966-1

Job ID: 720-95966-1

Laboratory: Eurofins TestAmerica, Pleasanton

Narrative

Job Narrative 720-95966-1

Comments

No additional comments.

Receipt

The samples were received on 11/7/2019 3:30 PM; the samples arrived in good condition, properly preserved and, where required, on ice. The temperature of the cooler at receipt was 3.9° C.

GC/MS VOA

Method 8260B: Due to the high concentration of Trichloroethene, the matrix spike / matrix spike duplicate (MS/MSD) for analytical batch 720-276014 could not be evaluated for accuracy and precision. The associated laboratory control sample (LCS) met acceptance criteria.

Method 8260B: The following sample(s) was collected in a properly preserved vial; however, the pH was outside the required criteria when verified by the laboratory. The sample was analyzed within the 7-day holding time specified for unpreserved samples: EB-1 (720-95966-2).

No additional analytical or quality issues were noted, other than those described above or in the Definitions/Glossary page.

GC Semi VOA

Method 8081A: The matrix spike / matrix spike duplicate (MS/MSD) recoveries and precision for preparation batch 720-275976 and analytical batch 720-276121 were outside control limits. Sample matrix interference and/or non-homogeneity are suspected because the associated laboratory control sample / laboratory sample control duplicate (LCS/LCSD) precision was within acceptance limits.

No additional analytical or quality issues were noted, other than those described above or in the Definitions/Glossary page.

Metals

Method 6010B: The matrix spike / matrix spike duplicate (MS/MSD) recoveries for preparation batch 720-275925 and analytical batch 720-276072 were outside control limits. Sample matrix interference and/or non-homogeneity are suspected because the associated laboratory control sample (LCS) recovery was within acceptance limits.

Method 6010B: The serial dilution performed for the following sample associated with batch 720-276072 was outside control limits for Barium-12% and Vanadium-11%: (720-95951-A-1-G SD)

Method 6010B: The following samples were diluted due to the abundance of non-target analytes: EB-1 (0-0.5) (720-95966-3), EB-1 (2.5-3) (720-95966-4), EB-8 (0.5-1) (720-95966-5), EB-8 (3-3.5) (720-95966-7), EB-7 (4-4.5) (720-95966-9), EB-7 (0.5-1) (720-95966-10). Elevated reporting limits (RLs) are provided.

No additional analytical or quality issues were noted, other than those described above or in the Definitions/Glossary page.

Organic Prep

No additional analytical or quality issues were noted, other than those described above or in the Definitions/Glossary page.

Detection Summary

Client: Cornerstone Earth Group
Project/Site: Meridian, Parkmoor, and Race St

Job ID: 720-95966-1

Client Sample ID: EB-2

Lab Sample ID: 720-95966-1

Analyte	Result	Qualifier	RL	MDL	Unit	Dil Fac	D	Method	Prep Type
Acetone	110		50		ug/L	1		8260B/CA_LUFT MS	Total/NA

Client Sample ID: EB-1

Lab Sample ID: 720-95966-2

No Detections.

Client Sample ID: EB-1 (0-0.5)

Lab Sample ID: 720-95966-3

Analyte	Result	Qualifier	RL	MDL	Unit	Dil Fac	D	Method	Prep Type
4,4'-DDT	12		2.0		ug/Kg	1		8081A	Total/NA
4,4'-DDD	15		2.0		ug/Kg	1		8081A	Total/NA
Chlordane (technical)	41		39		ug/Kg	1		8081A	Total/NA
cis-Chlordane	5.4		2.0		ug/Kg	1		8081A	Total/NA
trans-Chlordane	7.3		2.0		ug/Kg	1		8081A	Total/NA
Arsenic	5.0		3.1		mg/Kg	4		6010B	Total/NA
Barium	150		1.5		mg/Kg	4		6010B	Total/NA
Beryllium	0.50		0.31		mg/Kg	4		6010B	Total/NA
Cadmium	0.38		0.38		mg/Kg	4		6010B	Total/NA
Chromium	130		1.5		mg/Kg	4		6010B	Total/NA
Cobalt	20		0.62		mg/Kg	4		6010B	Total/NA
Copper	39		4.6		mg/Kg	4		6010B	Total/NA
Lead	22		1.5		mg/Kg	4		6010B	Total/NA
Nickel	190		1.5		mg/Kg	4		6010B	Total/NA
Vanadium	48		1.5		mg/Kg	4		6010B	Total/NA
Zinc	100		4.6		mg/Kg	4		6010B	Total/NA
Mercury	0.080		0.015		mg/Kg	1		7471A	Total/NA

Client Sample ID: EB-1 (2.5-3)

Lab Sample ID: 720-95966-4

Analyte	Result	Qualifier	RL	MDL	Unit	Dil Fac	D	Method	Prep Type
Arsenic	5.7		3.0		mg/Kg	4		6010B	Total/NA
Barium	160		1.5		mg/Kg	4		6010B	Total/NA
Beryllium	0.76		0.30		mg/Kg	4		6010B	Total/NA
Chromium	61		1.5		mg/Kg	4		6010B	Total/NA
Cobalt	14		0.59		mg/Kg	4		6010B	Total/NA
Copper	36		4.4		mg/Kg	4		6010B	Total/NA
Lead	10		1.5		mg/Kg	4		6010B	Total/NA
Nickel	75		1.5		mg/Kg	4		6010B	Total/NA
Vanadium	49		1.5		mg/Kg	4		6010B	Total/NA
Zinc	85		4.4		mg/Kg	4		6010B	Total/NA
Mercury	0.031		0.016		mg/Kg	1		7471A	Total/NA

Client Sample ID: EB-8 (0.5-1)

Lab Sample ID: 720-95966-5

Analyte	Result	Qualifier	RL	MDL	Unit	Dil Fac	D	Method	Prep Type
4,4'-DDT	4.7		2.0		ug/Kg	1		8081A	Total/NA
Arsenic	5.5		2.8		mg/Kg	4		6010B	Total/NA
Barium	140		1.4		mg/Kg	4		6010B	Total/NA
Beryllium	0.46		0.28		mg/Kg	4		6010B	Total/NA
Cadmium	0.40		0.35		mg/Kg	4		6010B	Total/NA
Chromium	53		1.4		mg/Kg	4		6010B	Total/NA
Cobalt	13		0.56		mg/Kg	4		6010B	Total/NA

This Detection Summary does not include radiochemical test results.

Eurofins TestAmerica, Pleasanton

Detection Summary

Client: Cornerstone Earth Group
Project/Site: Meridian, Parkmoor, and Race St

Job ID: 720-95966-1

Client Sample ID: EB-8 (0.5-1) (Continued)

Lab Sample ID: 720-95966-5

Analyte	Result	Qualifier	RL	MDL	Unit	Dil Fac	D	Method	Prep Type
Copper	32		4.2		mg/Kg	4		6010B	Total/NA
Lead	64		1.4		mg/Kg	4		6010B	Total/NA
Nickel	68		1.4		mg/Kg	4		6010B	Total/NA
Vanadium	43		1.4		mg/Kg	4		6010B	Total/NA
Zinc	160		4.2		mg/Kg	4		6010B	Total/NA
Mercury	0.066		0.016		mg/Kg	1		7471A	Total/NA

Client Sample ID: EB-8 (3-3.5)

Lab Sample ID: 720-95966-7

Analyte	Result	Qualifier	RL	MDL	Unit	Dil Fac	D	Method	Prep Type
Arsenic	6.6		2.9		mg/Kg	4		6010B	Total/NA
Barium	170		1.5		mg/Kg	4		6010B	Total/NA
Beryllium	0.74		0.29		mg/Kg	4		6010B	Total/NA
Chromium	59		1.5		mg/Kg	4		6010B	Total/NA
Cobalt	16		0.59		mg/Kg	4		6010B	Total/NA
Copper	34		4.4		mg/Kg	4		6010B	Total/NA
Lead	9.8		1.5		mg/Kg	4		6010B	Total/NA
Nickel	86		1.5		mg/Kg	4		6010B	Total/NA
Vanadium	46		1.5		mg/Kg	4		6010B	Total/NA
Zinc	72		4.4		mg/Kg	4		6010B	Total/NA
Mercury	0.030		0.016		mg/Kg	1		7471A	Total/NA

Client Sample ID: EB-7 (4-4.5)

Lab Sample ID: 720-95966-9

Analyte	Result	Qualifier	RL	MDL	Unit	Dil Fac	D	Method	Prep Type
Arsenic	5.3		3.2		mg/Kg	4		6010B	Total/NA
Barium	160		1.6		mg/Kg	4		6010B	Total/NA
Beryllium	0.68		0.32		mg/Kg	4		6010B	Total/NA
Chromium	59		1.6		mg/Kg	4		6010B	Total/NA
Cobalt	16		0.63		mg/Kg	4		6010B	Total/NA
Copper	33		4.8		mg/Kg	4		6010B	Total/NA
Lead	8.9		1.6		mg/Kg	4		6010B	Total/NA
Nickel	89		1.6		mg/Kg	4		6010B	Total/NA
Vanadium	47		1.6		mg/Kg	4		6010B	Total/NA
Zinc	68		4.8		mg/Kg	4		6010B	Total/NA
Mercury	0.040		0.016		mg/Kg	1		7471A	Total/NA

Client Sample ID: EB-7 (0.5-1)

Lab Sample ID: 720-95966-10

Analyte	Result	Qualifier	RL	MDL	Unit	Dil Fac	D	Method	Prep Type
4,4'-DDT	31		1.9		ug/Kg	1		8081A	Total/NA
4,4'-DDE	5.9		1.9		ug/Kg	1		8081A	Total/NA
Antimony	7.6		1.2		mg/Kg	4		6010B	Total/NA
Barium	120		1.2		mg/Kg	4		6010B	Total/NA
Beryllium	0.32		0.25		mg/Kg	4		6010B	Total/NA
Chromium	490		1.2		mg/Kg	4		6010B	Total/NA
Cobalt	48		0.49		mg/Kg	4		6010B	Total/NA
Copper	22		3.7		mg/Kg	4		6010B	Total/NA
Lead	18		1.2		mg/Kg	4		6010B	Total/NA
Molybdenum	2.9		1.2		mg/Kg	4		6010B	Total/NA
Nickel	850		1.2		mg/Kg	4		6010B	Total/NA
Vanadium	46		1.2		mg/Kg	4		6010B	Total/NA

This Detection Summary does not include radiochemical test results.

Eurofins TestAmerica, Pleasanton

Detection Summary

Client: Cornerstone Earth Group
Project/Site: Meridian, Parkmoor, and Race St

Job ID: 720-95966-1

Client Sample ID: EB-7 (0.5-1) (Continued)

Lab Sample ID: 720-95966-10

Analyte	Result	Qualifier	RL	MDL	Unit	Dil Fac	D	Method	Prep Type
Zinc	55		3.7		mg/Kg	4		6010B	Total/NA
Mercury	0.042		0.016		mg/Kg	1		7471A	Total/NA

This Detection Summary does not include radiochemical test results.

Eurofins TestAmerica, Pleasanton

Client Sample Results

Client: Cornerstone Earth Group
Project/Site: Meridian, Parkmoor, and Race St

Job ID: 720-95966-1

Client Sample ID: EB-2

Lab Sample ID: 720-95966-1

Date Collected: 11/07/19 08:30

Matrix: Water

Date Received: 11/07/19 15:30

Method: 8260B/CA_LUFTMS - 8260B / CA LUFT MS

Analyte	Result	Qualifier	RL	MDL	Unit	D	Prepared	Analyzed	Dil Fac
Methyl tert-butyl ether	ND		0.50		ug/L			11/12/19 01:53	1
Acetone	110		50		ug/L			11/12/19 01:53	1
Benzene	ND		0.50		ug/L			11/12/19 01:53	1
Dichlorobromomethane	ND		0.50		ug/L			11/12/19 01:53	1
Bromobenzene	ND		1.0		ug/L			11/12/19 01:53	1
Chlorobromomethane	ND		1.0		ug/L			11/12/19 01:53	1
Bromoform	ND		1.0		ug/L			11/12/19 01:53	1
Bromomethane	ND		1.0		ug/L			11/12/19 01:53	1
2-Butanone (MEK)	ND		50		ug/L			11/12/19 01:53	1
n-Butylbenzene	ND		1.0		ug/L			11/12/19 01:53	1
sec-Butylbenzene	ND		1.0		ug/L			11/12/19 01:53	1
tert-Butylbenzene	ND		1.0		ug/L			11/12/19 01:53	1
Carbon disulfide	ND		5.0		ug/L			11/12/19 01:53	1
Carbon tetrachloride	ND		0.50		ug/L			11/12/19 01:53	1
Chlorobenzene	ND		0.50		ug/L			11/12/19 01:53	1
Chloroethane	ND		1.0		ug/L			11/12/19 01:53	1
Chloroform	ND		1.0		ug/L			11/12/19 01:53	1
Chloromethane	ND		1.0		ug/L			11/12/19 01:53	1
2-Chlorotoluene	ND		0.50		ug/L			11/12/19 01:53	1
4-Chlorotoluene	ND		0.50		ug/L			11/12/19 01:53	1
Chlorodibromomethane	ND		0.50		ug/L			11/12/19 01:53	1
1,2-Dichlorobenzene	ND		0.50		ug/L			11/12/19 01:53	1
1,3-Dichlorobenzene	ND		0.50		ug/L			11/12/19 01:53	1
1,4-Dichlorobenzene	ND		0.50		ug/L			11/12/19 01:53	1
1,3-Dichloropropane	ND		1.0		ug/L			11/12/19 01:53	1
1,1-Dichloropropene	ND		0.50		ug/L			11/12/19 01:53	1
1,2-Dibromo-3-Chloropropane	ND		1.0		ug/L			11/12/19 01:53	1
Ethylene Dibromide	ND		0.50		ug/L			11/12/19 01:53	1
Dibromomethane	ND		0.50		ug/L			11/12/19 01:53	1
Dichlorodifluoromethane	ND		0.50		ug/L			11/12/19 01:53	1
1,1-Dichloroethane	ND		0.50		ug/L			11/12/19 01:53	1
1,2-Dichloroethane	ND		0.50		ug/L			11/12/19 01:53	1
1,1-Dichloroethene	ND		0.50		ug/L			11/12/19 01:53	1
cis-1,2-Dichloroethene	ND		0.50		ug/L			11/12/19 01:53	1
trans-1,2-Dichloroethene	ND		0.50		ug/L			11/12/19 01:53	1
1,2-Dichloropropane	ND		0.50		ug/L			11/12/19 01:53	1
cis-1,3-Dichloropropene	ND		0.50		ug/L			11/12/19 01:53	1
trans-1,3-Dichloropropene	ND		0.50		ug/L			11/12/19 01:53	1
Ethylbenzene	ND		0.50		ug/L			11/12/19 01:53	1
Hexachlorobutadiene	ND		1.0		ug/L			11/12/19 01:53	1
2-Hexanone	ND		50		ug/L			11/12/19 01:53	1
Isopropylbenzene	ND		0.50		ug/L			11/12/19 01:53	1
4-Isopropyltoluene	ND		1.0		ug/L			11/12/19 01:53	1
Methylene Chloride	ND		5.0		ug/L			11/12/19 01:53	1
4-Methyl-2-pentanone (MIBK)	ND		50		ug/L			11/12/19 01:53	1
Naphthalene	ND		1.0		ug/L			11/12/19 01:53	1
N-Propylbenzene	ND		1.0		ug/L			11/12/19 01:53	1
Styrene	ND		0.50		ug/L			11/12/19 01:53	1
1,1,1,2-Tetrachloroethane	ND		0.50		ug/L			11/12/19 01:53	1

Eurofins TestAmerica, Pleasanton

Client Sample Results

Client: Cornerstone Earth Group
Project/Site: Meridian, Parkmoor, and Race St

Job ID: 720-95966-1

Client Sample ID: EB-2

Lab Sample ID: 720-95966-1

Date Collected: 11/07/19 08:30

Matrix: Water

Date Received: 11/07/19 15:30

Method: 8260B/CA_LUFTMS - 8260B / CA LUFT MS (Continued)

Analyte	Result	Qualifier	RL	MDL	Unit	D	Prepared	Analyzed	Dil Fac
1,1,2,2-Tetrachloroethane	ND		0.50		ug/L			11/12/19 01:53	1
Tetrachloroethene	ND		0.50		ug/L			11/12/19 01:53	1
Toluene	ND		0.50		ug/L			11/12/19 01:53	1
1,2,3-Trichlorobenzene	ND		1.0		ug/L			11/12/19 01:53	1
1,2,4-Trichlorobenzene	ND		1.0		ug/L			11/12/19 01:53	1
1,1,1-Trichloroethane	ND		0.50		ug/L			11/12/19 01:53	1
1,1,2-Trichloroethane	ND		0.50		ug/L			11/12/19 01:53	1
Trichloroethene	ND		0.50		ug/L			11/12/19 01:53	1
Trichlorofluoromethane	ND		1.0		ug/L			11/12/19 01:53	1
1,2,3-Trichloropropane	ND		1.0		ug/L			11/12/19 01:53	1
1,1,2-Trichloro-1,2,2-trifluoroethane	ND		0.50		ug/L			11/12/19 01:53	1
1,2,4-Trimethylbenzene	ND		0.50		ug/L			11/12/19 01:53	1
1,3,5-Trimethylbenzene	ND		0.50		ug/L			11/12/19 01:53	1
Vinyl acetate	ND		10		ug/L			11/12/19 01:53	1
Vinyl chloride	ND		0.50		ug/L			11/12/19 01:53	1
Xylenes, Total	ND		0.50		ug/L			11/12/19 01:53	1
2,2-Dichloropropane	ND		0.50		ug/L			11/12/19 01:53	1
Gasoline Range Organics (GRO)	ND		50		ug/L			11/12/19 01:53	1
-C4-C12									

Surrogate	%Recovery	Qualifier	Limits	Prepared	Analyzed	Dil Fac
4-Bromofluorobenzene	94		67 - 130		11/12/19 01:53	1
1,2-Dichloroethane-d4 (Surr)	104		72 - 130		11/12/19 01:53	1
Toluene-d8 (Surr)	95		70 - 130		11/12/19 01:53	1

Method: 8015B - Diesel Range Organics (DRO) (GC) - Silica Gel Cleanup

Analyte	Result	Qualifier	RL	MDL	Unit	D	Prepared	Analyzed	Dil Fac
Diesel Range Organics [C10-C28]	ND		60		ug/L		11/07/19 21:35	11/13/19 00:52	1
Motor Oil Range Organics [C24-C36]	ND		120		ug/L		11/07/19 21:35	11/13/19 00:52	1

Surrogate	%Recovery	Qualifier	Limits	Prepared	Analyzed	Dil Fac
Capric Acid (Surr)	0		0 - 5	11/07/19 21:35	11/13/19 00:52	1
p-Terphenyl	95		31 - 150	11/07/19 21:35	11/13/19 00:52	1

Client Sample Results

Client: Cornerstone Earth Group
Project/Site: Meridian, Parkmoor, and Race St

Job ID: 720-95966-1

Client Sample ID: EB-1

Lab Sample ID: 720-95966-2

Date Collected: 11/07/19 08:55

Matrix: Water

Date Received: 11/07/19 15:30

Method: 8260B/CA_LUFTMS - 8260B / CA LUFT MS

Analyte	Result	Qualifier	RL	MDL	Unit	D	Prepared	Analyzed	Dil Fac
Methyl tert-butyl ether	ND		0.50		ug/L			11/12/19 02:19	1
Acetone	ND		50		ug/L			11/12/19 02:19	1
Benzene	ND		0.50		ug/L			11/12/19 02:19	1
Dichlorobromomethane	ND		0.50		ug/L			11/12/19 02:19	1
Bromobenzene	ND		1.0		ug/L			11/12/19 02:19	1
Chlorobromomethane	ND		1.0		ug/L			11/12/19 02:19	1
Bromoform	ND		1.0		ug/L			11/12/19 02:19	1
Bromomethane	ND		1.0		ug/L			11/12/19 02:19	1
2-Butanone (MEK)	ND		50		ug/L			11/12/19 02:19	1
n-Butylbenzene	ND		1.0		ug/L			11/12/19 02:19	1
sec-Butylbenzene	ND		1.0		ug/L			11/12/19 02:19	1
tert-Butylbenzene	ND		1.0		ug/L			11/12/19 02:19	1
Carbon disulfide	ND		5.0		ug/L			11/12/19 02:19	1
Carbon tetrachloride	ND		0.50		ug/L			11/12/19 02:19	1
Chlorobenzene	ND		0.50		ug/L			11/12/19 02:19	1
Chloroethane	ND		1.0		ug/L			11/12/19 02:19	1
Chloroform	ND		1.0		ug/L			11/12/19 02:19	1
Chloromethane	ND		1.0		ug/L			11/12/19 02:19	1
2-Chlorotoluene	ND		0.50		ug/L			11/12/19 02:19	1
4-Chlorotoluene	ND		0.50		ug/L			11/12/19 02:19	1
Chlorodibromomethane	ND		0.50		ug/L			11/12/19 02:19	1
1,2-Dichlorobenzene	ND		0.50		ug/L			11/12/19 02:19	1
1,3-Dichlorobenzene	ND		0.50		ug/L			11/12/19 02:19	1
1,4-Dichlorobenzene	ND		0.50		ug/L			11/12/19 02:19	1
1,3-Dichloropropane	ND		1.0		ug/L			11/12/19 02:19	1
1,1-Dichloropropene	ND		0.50		ug/L			11/12/19 02:19	1
1,2-Dibromo-3-Chloropropane	ND		1.0		ug/L			11/12/19 02:19	1
Ethylene Dibromide	ND		0.50		ug/L			11/12/19 02:19	1
Dibromomethane	ND		0.50		ug/L			11/12/19 02:19	1
Dichlorodifluoromethane	ND		0.50		ug/L			11/12/19 02:19	1
1,1-Dichloroethane	ND		0.50		ug/L			11/12/19 02:19	1
1,2-Dichloroethane	ND		0.50		ug/L			11/12/19 02:19	1
1,1-Dichloroethene	ND		0.50		ug/L			11/12/19 02:19	1
cis-1,2-Dichloroethene	ND		0.50		ug/L			11/12/19 02:19	1
trans-1,2-Dichloroethene	ND		0.50		ug/L			11/12/19 02:19	1
1,2-Dichloropropane	ND		0.50		ug/L			11/12/19 02:19	1
cis-1,3-Dichloropropene	ND		0.50		ug/L			11/12/19 02:19	1
trans-1,3-Dichloropropene	ND		0.50		ug/L			11/12/19 02:19	1
Ethylbenzene	ND		0.50		ug/L			11/12/19 02:19	1
Hexachlorobutadiene	ND		1.0		ug/L			11/12/19 02:19	1
2-Hexanone	ND		50		ug/L			11/12/19 02:19	1
Isopropylbenzene	ND		0.50		ug/L			11/12/19 02:19	1
4-Isopropyltoluene	ND		1.0		ug/L			11/12/19 02:19	1
Methylene Chloride	ND		5.0		ug/L			11/12/19 02:19	1
4-Methyl-2-pentanone (MIBK)	ND		50		ug/L			11/12/19 02:19	1
Naphthalene	ND		1.0		ug/L			11/12/19 02:19	1
N-Propylbenzene	ND		1.0		ug/L			11/12/19 02:19	1
Styrene	ND		0.50		ug/L			11/12/19 02:19	1
1,1,1,2-Tetrachloroethane	ND		0.50		ug/L			11/12/19 02:19	1

Eurofins TestAmerica, Pleasanton

Client Sample Results

Client: Cornerstone Earth Group
Project/Site: Meridian, Parkmoor, and Race St

Job ID: 720-95966-1

Client Sample ID: EB-1

Lab Sample ID: 720-95966-2

Date Collected: 11/07/19 08:55

Matrix: Water

Date Received: 11/07/19 15:30

Method: 8260B/CA_LUFTMS - 8260B / CA LUFT MS (Continued)

Analyte	Result	Qualifier	RL	MDL	Unit	D	Prepared	Analyzed	Dil Fac
1,1,2,2-Tetrachloroethane	ND		0.50		ug/L			11/12/19 02:19	1
Tetrachloroethene	ND		0.50		ug/L			11/12/19 02:19	1
Toluene	ND		0.50		ug/L			11/12/19 02:19	1
1,2,3-Trichlorobenzene	ND		1.0		ug/L			11/12/19 02:19	1
1,2,4-Trichlorobenzene	ND		1.0		ug/L			11/12/19 02:19	1
1,1,1-Trichloroethane	ND		0.50		ug/L			11/12/19 02:19	1
1,1,2-Trichloroethane	ND		0.50		ug/L			11/12/19 02:19	1
Trichloroethene	ND		0.50		ug/L			11/12/19 02:19	1
Trichlorofluoromethane	ND		1.0		ug/L			11/12/19 02:19	1
1,2,3-Trichloropropane	ND		1.0		ug/L			11/12/19 02:19	1
1,1,2-Trichloro-1,2,2-trifluoroethane	ND		0.50		ug/L			11/12/19 02:19	1
1,2,4-Trimethylbenzene	ND		0.50		ug/L			11/12/19 02:19	1
1,3,5-Trimethylbenzene	ND		0.50		ug/L			11/12/19 02:19	1
Vinyl acetate	ND		10		ug/L			11/12/19 02:19	1
Vinyl chloride	ND		0.50		ug/L			11/12/19 02:19	1
Xylenes, Total	ND		0.50		ug/L			11/12/19 02:19	1
2,2-Dichloropropane	ND		0.50		ug/L			11/12/19 02:19	1
Gasoline Range Organics (GRO)	ND		50		ug/L			11/12/19 02:19	1
-C4-C12									
Surrogate	%Recovery	Qualifier	Limits				Prepared	Analyzed	Dil Fac
4-Bromofluorobenzene	94		67 - 130					11/12/19 02:19	1
1,2-Dichloroethane-d4 (Surr)	106		72 - 130					11/12/19 02:19	1
Toluene-d8 (Surr)	95		70 - 130					11/12/19 02:19	1

Method: 8015B - Diesel Range Organics (DRO) (GC) - Silica Gel Cleanup

Analyte	Result	Qualifier	RL	MDL	Unit	D	Prepared	Analyzed	Dil Fac
Diesel Range Organics [C10-C28]	ND		66		ug/L		11/07/19 21:35	11/13/19 01:21	1
Motor Oil Range Organics [C24-C36]	ND		130		ug/L		11/07/19 21:35	11/13/19 01:21	1
Surrogate	%Recovery	Qualifier	Limits				Prepared	Analyzed	Dil Fac
Capric Acid (Surr)	0		0 - 5				11/07/19 21:35	11/13/19 01:21	1
p-Terphenyl	93		31 - 150				11/07/19 21:35	11/13/19 01:21	1

Client Sample Results

Client: Cornerstone Earth Group
Project/Site: Meridian, Parkmoor, and Race St

Job ID: 720-95966-1

Client Sample ID: EB-1 (0-0.5)

Lab Sample ID: 720-95966-3

Date Collected: 11/07/19 09:23

Matrix: Solid

Date Received: 11/07/19 15:30

Method: 8081A - Organochlorine Pesticides (GC)

Analyte	Result	Qualifier	RL	MDL	Unit	D	Prepared	Analyzed	Dil Fac
Aldrin	ND		2.0		ug/Kg		11/11/19 08:50	11/13/19 20:04	1
Dieldrin	ND		2.0		ug/Kg		11/11/19 08:50	11/13/19 20:04	1
Endrin aldehyde	ND		2.0		ug/Kg		11/11/19 08:50	11/13/19 20:04	1
Endrin	ND		2.0		ug/Kg		11/11/19 08:50	11/13/19 20:04	1
Endrin ketone	ND		2.0		ug/Kg		11/11/19 08:50	11/13/19 20:04	1
Heptachlor	ND		2.0		ug/Kg		11/11/19 08:50	11/13/19 20:04	1
Heptachlor epoxide	ND		2.0		ug/Kg		11/11/19 08:50	11/13/19 20:04	1
4,4'-DDT	12		2.0		ug/Kg		11/11/19 08:50	11/13/19 20:04	1
4,4'-DDE	ND		2.0		ug/Kg		11/11/19 08:50	11/13/19 20:04	1
4,4'-DDD	15		2.0		ug/Kg		11/11/19 08:50	11/13/19 20:04	1
Endosulfan I	ND		2.0		ug/Kg		11/11/19 08:50	11/13/19 20:04	1
Endosulfan II	ND		2.0		ug/Kg		11/11/19 08:50	11/13/19 20:04	1
alpha-BHC	ND		2.0		ug/Kg		11/11/19 08:50	11/13/19 20:04	1
beta-BHC	ND		2.0		ug/Kg		11/11/19 08:50	11/13/19 20:04	1
gamma-BHC (Lindane)	ND		2.0		ug/Kg		11/11/19 08:50	11/13/19 20:04	1
delta-BHC	ND		2.0		ug/Kg		11/11/19 08:50	11/13/19 20:04	1
Endosulfan sulfate	ND		2.0		ug/Kg		11/11/19 08:50	11/13/19 20:04	1
Methoxychlor	ND		2.0		ug/Kg		11/11/19 08:50	11/13/19 20:04	1
Toxaphene	ND		39		ug/Kg		11/11/19 08:50	11/13/19 20:04	1
Chlordane (technical)	41		39		ug/Kg		11/11/19 08:50	11/13/19 20:04	1
cis-Chlordane	5.4		2.0		ug/Kg		11/11/19 08:50	11/13/19 20:04	1
trans-Chlordane	7.3		2.0		ug/Kg		11/11/19 08:50	11/13/19 20:04	1

Surrogate	%Recovery	Qualifier	Limits	Prepared	Analyzed	Dil Fac
Tetrachloro-m-xylene	77		21 - 145	11/11/19 08:50	11/13/19 20:04	1
DCB Decachlorobiphenyl	60		21 - 136	11/11/19 08:50	11/13/19 20:04	1

Method: 6010B - Metals (ICP)

Analyte	Result	Qualifier	RL	MDL	Unit	D	Prepared	Analyzed	Dil Fac
Antimony	ND		1.5		mg/Kg		11/08/19 14:59	11/12/19 13:24	4
Arsenic	5.0		3.1		mg/Kg		11/08/19 14:59	11/12/19 13:24	4
Barium	150		1.5		mg/Kg		11/08/19 14:59	11/12/19 13:24	4
Beryllium	0.50		0.31		mg/Kg		11/08/19 14:59	11/12/19 13:24	4
Cadmium	0.38		0.38		mg/Kg		11/08/19 14:59	11/12/19 13:24	4
Chromium	130		1.5		mg/Kg		11/08/19 14:59	11/12/19 13:24	4
Cobalt	20		0.62		mg/Kg		11/08/19 14:59	11/12/19 13:24	4
Copper	39		4.6		mg/Kg		11/08/19 14:59	11/12/19 13:24	4
Lead	22		1.5		mg/Kg		11/08/19 14:59	11/12/19 13:24	4
Molybdenum	ND		1.5		mg/Kg		11/08/19 14:59	11/12/19 13:24	4
Nickel	190		1.5		mg/Kg		11/08/19 14:59	11/12/19 13:24	4
Selenium	ND		3.1		mg/Kg		11/08/19 14:59	11/12/19 13:24	4
Silver	ND		0.77		mg/Kg		11/08/19 14:59	11/12/19 13:24	4
Thallium	ND		1.5		mg/Kg		11/08/19 14:59	11/12/19 13:24	4
Vanadium	48		1.5		mg/Kg		11/08/19 14:59	11/12/19 13:24	4
Zinc	100		4.6		mg/Kg		11/08/19 14:59	11/12/19 13:24	4

Method: 7471A - Mercury (CVAA)

Analyte	Result	Qualifier	RL	MDL	Unit	D	Prepared	Analyzed	Dil Fac
Mercury	0.080		0.015		mg/Kg		11/08/19 12:45	11/14/19 14:11	1

Eurofins TestAmerica, Pleasanton

Client Sample Results

Client: Cornerstone Earth Group
Project/Site: Meridian, Parkmoor, and Race St

Job ID: 720-95966-1

Client Sample ID: EB-1 (2.5-3)

Lab Sample ID: 720-95966-4

Date Collected: 11/07/19 09:25

Matrix: Solid

Date Received: 11/07/19 15:30

Method: 8081A - Organochlorine Pesticides (GC)

Analyte	Result	Qualifier	RL	MDL	Unit	D	Prepared	Analyzed	Dil Fac
Aldrin	ND		2.0		ug/Kg		11/11/19 08:50	11/13/19 20:23	1
Dieldrin	ND		2.0		ug/Kg		11/11/19 08:50	11/13/19 20:23	1
Endrin aldehyde	ND		2.0		ug/Kg		11/11/19 08:50	11/13/19 20:23	1
Endrin	ND		2.0		ug/Kg		11/11/19 08:50	11/13/19 20:23	1
Endrin ketone	ND		2.0		ug/Kg		11/11/19 08:50	11/13/19 20:23	1
Heptachlor	ND		2.0		ug/Kg		11/11/19 08:50	11/13/19 20:23	1
Heptachlor epoxide	ND		2.0		ug/Kg		11/11/19 08:50	11/13/19 20:23	1
4,4'-DDT	ND		2.0		ug/Kg		11/11/19 08:50	11/13/19 20:23	1
4,4'-DDE	ND		2.0		ug/Kg		11/11/19 08:50	11/13/19 20:23	1
4,4'-DDD	ND		2.0		ug/Kg		11/11/19 08:50	11/13/19 20:23	1
Endosulfan I	ND		2.0		ug/Kg		11/11/19 08:50	11/13/19 20:23	1
Endosulfan II	ND		2.0		ug/Kg		11/11/19 08:50	11/13/19 20:23	1
alpha-BHC	ND		2.0		ug/Kg		11/11/19 08:50	11/13/19 20:23	1
beta-BHC	ND		2.0		ug/Kg		11/11/19 08:50	11/13/19 20:23	1
gamma-BHC (Lindane)	ND		2.0		ug/Kg		11/11/19 08:50	11/13/19 20:23	1
delta-BHC	ND		2.0		ug/Kg		11/11/19 08:50	11/13/19 20:23	1
Endosulfan sulfate	ND		2.0		ug/Kg		11/11/19 08:50	11/13/19 20:23	1
Methoxychlor	ND		2.0		ug/Kg		11/11/19 08:50	11/13/19 20:23	1
Toxaphene	ND		39		ug/Kg		11/11/19 08:50	11/13/19 20:23	1
Chlordane (technical)	ND		39		ug/Kg		11/11/19 08:50	11/13/19 20:23	1
cis-Chlordane	ND		2.0		ug/Kg		11/11/19 08:50	11/13/19 20:23	1
trans-Chlordane	ND		2.0		ug/Kg		11/11/19 08:50	11/13/19 20:23	1

Surrogate	%Recovery	Qualifier	Limits	Prepared	Analyzed	Dil Fac
Tetrachloro-m-xylene	76		21 - 145	11/11/19 08:50	11/13/19 20:23	1
DCB Decachlorobiphenyl	72		21 - 136	11/11/19 08:50	11/13/19 20:23	1

Method: 6010B - Metals (ICP)

Analyte	Result	Qualifier	RL	MDL	Unit	D	Prepared	Analyzed	Dil Fac
Antimony	ND		1.5		mg/Kg		11/08/19 14:59	11/12/19 13:28	4
Arsenic	5.7		3.0		mg/Kg		11/08/19 14:59	11/12/19 13:28	4
Barium	160		1.5		mg/Kg		11/08/19 14:59	11/12/19 13:28	4
Beryllium	0.76		0.30		mg/Kg		11/08/19 14:59	11/12/19 13:28	4
Cadmium	ND		0.37		mg/Kg		11/08/19 14:59	11/12/19 13:28	4
Chromium	61		1.5		mg/Kg		11/08/19 14:59	11/12/19 13:28	4
Cobalt	14		0.59		mg/Kg		11/08/19 14:59	11/12/19 13:28	4
Copper	36		4.4		mg/Kg		11/08/19 14:59	11/12/19 13:28	4
Lead	10		1.5		mg/Kg		11/08/19 14:59	11/12/19 13:28	4
Molybdenum	ND		1.5		mg/Kg		11/08/19 14:59	11/12/19 13:28	4
Nickel	75		1.5		mg/Kg		11/08/19 14:59	11/12/19 13:28	4
Selenium	ND		3.0		mg/Kg		11/08/19 14:59	11/12/19 13:28	4
Silver	ND		0.74		mg/Kg		11/08/19 14:59	11/12/19 13:28	4
Thallium	ND		1.5		mg/Kg		11/08/19 14:59	11/12/19 13:28	4
Vanadium	49		1.5		mg/Kg		11/08/19 14:59	11/12/19 13:28	4
Zinc	85		4.4		mg/Kg		11/08/19 14:59	11/12/19 13:28	4

Method: 7471A - Mercury (CVAA)

Analyte	Result	Qualifier	RL	MDL	Unit	D	Prepared	Analyzed	Dil Fac
Mercury	0.031		0.016		mg/Kg		11/08/19 12:45	11/14/19 14:13	1

Eurofins TestAmerica, Pleasanton

Client Sample Results

Client: Cornerstone Earth Group
Project/Site: Meridian, Parkmoor, and Race St

Job ID: 720-95966-1

Client Sample ID: EB-8 (0.5-1)

Lab Sample ID: 720-95966-5

Date Collected: 11/07/19 10:23

Matrix: Solid

Date Received: 11/07/19 15:30

Method: 8081A - Organochlorine Pesticides (GC)

Analyte	Result	Qualifier	RL	MDL	Unit	D	Prepared	Analyzed	Dil Fac
Aldrin	ND		2.0		ug/Kg		11/11/19 08:50	11/12/19 23:59	1
Dieldrin	ND		2.0		ug/Kg		11/11/19 08:50	11/12/19 23:59	1
Endrin aldehyde	ND		2.0		ug/Kg		11/11/19 08:50	11/12/19 23:59	1
Endrin	ND		2.0		ug/Kg		11/11/19 08:50	11/12/19 23:59	1
Endrin ketone	ND		2.0		ug/Kg		11/11/19 08:50	11/12/19 23:59	1
Heptachlor	ND		2.0		ug/Kg		11/11/19 08:50	11/12/19 23:59	1
Heptachlor epoxide	ND		2.0		ug/Kg		11/11/19 08:50	11/12/19 23:59	1
4,4'-DDT	4.7		2.0		ug/Kg		11/11/19 08:50	11/12/19 23:59	1
4,4'-DDE	ND		2.0		ug/Kg		11/11/19 08:50	11/12/19 23:59	1
4,4'-DDD	ND		2.0		ug/Kg		11/11/19 08:50	11/12/19 23:59	1
Endosulfan I	ND		2.0		ug/Kg		11/11/19 08:50	11/12/19 23:59	1
Endosulfan II	ND		2.0		ug/Kg		11/11/19 08:50	11/12/19 23:59	1
alpha-BHC	ND		2.0		ug/Kg		11/11/19 08:50	11/12/19 23:59	1
beta-BHC	ND		2.0		ug/Kg		11/11/19 08:50	11/12/19 23:59	1
gamma-BHC (Lindane)	ND		2.0		ug/Kg		11/11/19 08:50	11/12/19 23:59	1
delta-BHC	ND		2.0		ug/Kg		11/11/19 08:50	11/12/19 23:59	1
Endosulfan sulfate	ND		2.0		ug/Kg		11/11/19 08:50	11/12/19 23:59	1
Methoxychlor	ND		2.0		ug/Kg		11/11/19 08:50	11/12/19 23:59	1
Toxaphene	ND		39		ug/Kg		11/11/19 08:50	11/12/19 23:59	1
Chlordane (technical)	ND		39		ug/Kg		11/11/19 08:50	11/12/19 23:59	1
cis-Chlordane	ND		2.0		ug/Kg		11/11/19 08:50	11/12/19 23:59	1
trans-Chlordane	ND		2.0		ug/Kg		11/11/19 08:50	11/12/19 23:59	1

Surrogate	%Recovery	Qualifier	Limits	Prepared	Analyzed	Dil Fac
Tetrachloro-m-xylene	72		21 - 145	11/11/19 08:50	11/12/19 23:59	1
DCB Decachlorobiphenyl	77		21 - 136	11/11/19 08:50	11/12/19 23:59	1

Method: 6010B - Metals (ICP)

Analyte	Result	Qualifier	RL	MDL	Unit	D	Prepared	Analyzed	Dil Fac
Antimony	ND		1.4		mg/Kg		11/08/19 14:59	11/12/19 13:33	4
Arsenic	5.5		2.8		mg/Kg		11/08/19 14:59	11/12/19 13:33	4
Barium	140		1.4		mg/Kg		11/08/19 14:59	11/12/19 13:33	4
Beryllium	0.46		0.28		mg/Kg		11/08/19 14:59	11/12/19 13:33	4
Cadmium	0.40		0.35		mg/Kg		11/08/19 14:59	11/12/19 13:33	4
Chromium	53		1.4		mg/Kg		11/08/19 14:59	11/12/19 13:33	4
Cobalt	13		0.56		mg/Kg		11/08/19 14:59	11/12/19 13:33	4
Copper	32		4.2		mg/Kg		11/08/19 14:59	11/12/19 13:33	4
Lead	64		1.4		mg/Kg		11/08/19 14:59	11/12/19 13:33	4
Molybdenum	ND		1.4		mg/Kg		11/08/19 14:59	11/12/19 13:33	4
Nickel	68		1.4		mg/Kg		11/08/19 14:59	11/12/19 13:33	4
Selenium	ND		2.8		mg/Kg		11/08/19 14:59	11/12/19 13:33	4
Silver	ND		0.69		mg/Kg		11/08/19 14:59	11/12/19 13:33	4
Thallium	ND		1.4		mg/Kg		11/08/19 14:59	11/12/19 13:33	4
Vanadium	43		1.4		mg/Kg		11/08/19 14:59	11/12/19 13:33	4
Zinc	160		4.2		mg/Kg		11/08/19 14:59	11/12/19 13:33	4

Method: 7471A - Mercury (CVAA)

Analyte	Result	Qualifier	RL	MDL	Unit	D	Prepared	Analyzed	Dil Fac
Mercury	0.066		0.016		mg/Kg		11/08/19 12:45	11/14/19 14:15	1

Eurofins TestAmerica, Pleasanton

Client Sample Results

Client: Cornerstone Earth Group
Project/Site: Meridian, Parkmoor, and Race St

Job ID: 720-95966-1

Client Sample ID: EB-8 (3-3.5)

Lab Sample ID: 720-95966-7

Date Collected: 11/07/19 10:28

Matrix: Solid

Date Received: 11/07/19 15:30

Method: 8081A - Organochlorine Pesticides (GC)

Analyte	Result	Qualifier	RL	MDL	Unit	D	Prepared	Analyzed	Dil Fac
Aldrin	ND		2.0		ug/Kg		11/11/19 08:50	11/13/19 00:18	1
Dieldrin	ND		2.0		ug/Kg		11/11/19 08:50	11/13/19 00:18	1
Endrin aldehyde	ND		2.0		ug/Kg		11/11/19 08:50	11/13/19 00:18	1
Endrin	ND		2.0		ug/Kg		11/11/19 08:50	11/13/19 00:18	1
Endrin ketone	ND		2.0		ug/Kg		11/11/19 08:50	11/13/19 00:18	1
Heptachlor	ND		2.0		ug/Kg		11/11/19 08:50	11/13/19 00:18	1
Heptachlor epoxide	ND		2.0		ug/Kg		11/11/19 08:50	11/13/19 00:18	1
4,4'-DDT	ND		2.0		ug/Kg		11/11/19 08:50	11/13/19 00:18	1
4,4'-DDE	ND		2.0		ug/Kg		11/11/19 08:50	11/13/19 00:18	1
4,4'-DDD	ND		2.0		ug/Kg		11/11/19 08:50	11/13/19 00:18	1
Endosulfan I	ND		2.0		ug/Kg		11/11/19 08:50	11/13/19 00:18	1
Endosulfan II	ND		2.0		ug/Kg		11/11/19 08:50	11/13/19 00:18	1
alpha-BHC	ND		2.0		ug/Kg		11/11/19 08:50	11/13/19 00:18	1
beta-BHC	ND		2.0		ug/Kg		11/11/19 08:50	11/13/19 00:18	1
gamma-BHC (Lindane)	ND		2.0		ug/Kg		11/11/19 08:50	11/13/19 00:18	1
delta-BHC	ND		2.0		ug/Kg		11/11/19 08:50	11/13/19 00:18	1
Endosulfan sulfate	ND		2.0		ug/Kg		11/11/19 08:50	11/13/19 00:18	1
Methoxychlor	ND		2.0		ug/Kg		11/11/19 08:50	11/13/19 00:18	1
Toxaphene	ND		39		ug/Kg		11/11/19 08:50	11/13/19 00:18	1
Chlordane (technical)	ND		39		ug/Kg		11/11/19 08:50	11/13/19 00:18	1
cis-Chlordane	ND		2.0		ug/Kg		11/11/19 08:50	11/13/19 00:18	1
trans-Chlordane	ND		2.0		ug/Kg		11/11/19 08:50	11/13/19 00:18	1

Surrogate	%Recovery	Qualifier	Limits	Prepared	Analyzed	Dil Fac
Tetrachloro-m-xylene	77		21 - 145	11/11/19 08:50	11/13/19 00:18	1
DCB Decachlorobiphenyl	78		21 - 136	11/11/19 08:50	11/13/19 00:18	1

Method: 6010B - Metals (ICP)

Analyte	Result	Qualifier	RL	MDL	Unit	D	Prepared	Analyzed	Dil Fac
Antimony	ND		1.5		mg/Kg		11/08/19 14:59	11/12/19 13:38	4
Arsenic	6.6		2.9		mg/Kg		11/08/19 14:59	11/12/19 13:38	4
Barium	170		1.5		mg/Kg		11/08/19 14:59	11/12/19 13:38	4
Beryllium	0.74		0.29		mg/Kg		11/08/19 14:59	11/12/19 13:38	4
Cadmium	ND		0.37		mg/Kg		11/08/19 14:59	11/12/19 13:38	4
Chromium	59		1.5		mg/Kg		11/08/19 14:59	11/12/19 13:38	4
Cobalt	16		0.59		mg/Kg		11/08/19 14:59	11/12/19 13:38	4
Copper	34		4.4		mg/Kg		11/08/19 14:59	11/12/19 13:38	4
Lead	9.8		1.5		mg/Kg		11/08/19 14:59	11/12/19 13:38	4
Molybdenum	ND		1.5		mg/Kg		11/08/19 14:59	11/12/19 13:38	4
Nickel	86		1.5		mg/Kg		11/08/19 14:59	11/12/19 13:38	4
Selenium	ND		2.9		mg/Kg		11/08/19 14:59	11/12/19 13:38	4
Silver	ND		0.74		mg/Kg		11/08/19 14:59	11/12/19 13:38	4
Thallium	ND		1.5		mg/Kg		11/08/19 14:59	11/12/19 13:38	4
Vanadium	46		1.5		mg/Kg		11/08/19 14:59	11/12/19 13:38	4
Zinc	72		4.4		mg/Kg		11/08/19 14:59	11/12/19 13:38	4

Method: 7471A - Mercury (CVAA)

Analyte	Result	Qualifier	RL	MDL	Unit	D	Prepared	Analyzed	Dil Fac
Mercury	0.030		0.016		mg/Kg		11/08/19 12:45	11/14/19 14:22	1

Eurofins TestAmerica, Pleasanton

Client Sample Results

Client: Cornerstone Earth Group
Project/Site: Meridian, Parkmoor, and Race St

Job ID: 720-95966-1

Client Sample ID: EB-7 (4-4.5)

Lab Sample ID: 720-95966-9

Date Collected: 11/07/19 10:39

Matrix: Solid

Date Received: 11/07/19 15:30

Method: 8081A - Organochlorine Pesticides (GC)

Analyte	Result	Qualifier	RL	MDL	Unit	D	Prepared	Analyzed	Dil Fac
Aldrin	ND		2.0		ug/Kg		11/11/19 08:50	11/12/19 23:21	1
Dieldrin	ND		2.0		ug/Kg		11/11/19 08:50	11/12/19 23:21	1
Endrin aldehyde	ND		2.0		ug/Kg		11/11/19 08:50	11/12/19 23:21	1
Endrin	ND		2.0		ug/Kg		11/11/19 08:50	11/12/19 23:21	1
Endrin ketone	ND		2.0		ug/Kg		11/11/19 08:50	11/12/19 23:21	1
Heptachlor	ND		2.0		ug/Kg		11/11/19 08:50	11/12/19 23:21	1
Heptachlor epoxide	ND		2.0		ug/Kg		11/11/19 08:50	11/12/19 23:21	1
4,4'-DDT	ND		2.0		ug/Kg		11/11/19 08:50	11/12/19 23:21	1
4,4'-DDE	ND		2.0		ug/Kg		11/11/19 08:50	11/12/19 23:21	1
4,4'-DDD	ND		2.0		ug/Kg		11/11/19 08:50	11/12/19 23:21	1
Endosulfan I	ND		2.0		ug/Kg		11/11/19 08:50	11/12/19 23:21	1
Endosulfan II	ND		2.0		ug/Kg		11/11/19 08:50	11/12/19 23:21	1
alpha-BHC	ND		2.0		ug/Kg		11/11/19 08:50	11/12/19 23:21	1
beta-BHC	ND		2.0		ug/Kg		11/11/19 08:50	11/12/19 23:21	1
gamma-BHC (Lindane)	ND		2.0		ug/Kg		11/11/19 08:50	11/12/19 23:21	1
delta-BHC	ND		2.0		ug/Kg		11/11/19 08:50	11/12/19 23:21	1
Endosulfan sulfate	ND		2.0		ug/Kg		11/11/19 08:50	11/12/19 23:21	1
Methoxychlor	ND		2.0		ug/Kg		11/11/19 08:50	11/12/19 23:21	1
Toxaphene	ND		39		ug/Kg		11/11/19 08:50	11/12/19 23:21	1
Chlordane (technical)	ND		39		ug/Kg		11/11/19 08:50	11/12/19 23:21	1
cis-Chlordane	ND		2.0		ug/Kg		11/11/19 08:50	11/12/19 23:21	1
trans-Chlordane	ND		2.0		ug/Kg		11/11/19 08:50	11/12/19 23:21	1

Surrogate	%Recovery	Qualifier	Limits	Prepared	Analyzed	Dil Fac
Tetrachloro-m-xylene	71		21 - 145	11/11/19 08:50	11/12/19 23:21	1
DCB Decachlorobiphenyl	87		21 - 136	11/11/19 08:50	11/12/19 23:21	1

Method: 6010B - Metals (ICP)

Analyte	Result	Qualifier	RL	MDL	Unit	D	Prepared	Analyzed	Dil Fac
Antimony	ND		1.6		mg/Kg		11/08/19 14:59	11/12/19 13:42	4
Arsenic	5.3		3.2		mg/Kg		11/08/19 14:59	11/12/19 13:42	4
Barium	160		1.6		mg/Kg		11/08/19 14:59	11/12/19 13:42	4
Beryllium	0.68		0.32		mg/Kg		11/08/19 14:59	11/12/19 13:42	4
Cadmium	ND		0.40		mg/Kg		11/08/19 14:59	11/12/19 13:42	4
Chromium	59		1.6		mg/Kg		11/08/19 14:59	11/12/19 13:42	4
Cobalt	16		0.63		mg/Kg		11/08/19 14:59	11/12/19 13:42	4
Copper	33		4.8		mg/Kg		11/08/19 14:59	11/12/19 13:42	4
Lead	8.9		1.6		mg/Kg		11/08/19 14:59	11/12/19 13:42	4
Molybdenum	ND		1.6		mg/Kg		11/08/19 14:59	11/12/19 13:42	4
Nickel	89		1.6		mg/Kg		11/08/19 14:59	11/12/19 13:42	4
Selenium	ND		3.2		mg/Kg		11/08/19 14:59	11/12/19 13:42	4
Silver	ND		0.79		mg/Kg		11/08/19 14:59	11/12/19 13:42	4
Thallium	ND		1.6		mg/Kg		11/08/19 14:59	11/12/19 13:42	4
Vanadium	47		1.6		mg/Kg		11/08/19 14:59	11/12/19 13:42	4
Zinc	68		4.8		mg/Kg		11/08/19 14:59	11/12/19 13:42	4

Method: 7471A - Mercury (CVAA)

Analyte	Result	Qualifier	RL	MDL	Unit	D	Prepared	Analyzed	Dil Fac
Mercury	0.040		0.016		mg/Kg		11/08/19 12:45	11/14/19 14:23	1

Eurofins TestAmerica, Pleasanton

Client Sample Results

Client: Cornerstone Earth Group
Project/Site: Meridian, Parkmoor, and Race St

Job ID: 720-95966-1

Client Sample ID: EB-7 (0.5-1)

Lab Sample ID: 720-95966-10

Date Collected: 11/07/19 11:08

Matrix: Solid

Date Received: 11/07/19 15:30

Method: 8081A - Organochlorine Pesticides (GC)

Analyte	Result	Qualifier	RL	MDL	Unit	D	Prepared	Analyzed	Dil Fac
Aldrin	ND		1.9		ug/Kg		11/11/19 08:50	11/12/19 23:40	1
Dieldrin	ND		1.9		ug/Kg		11/11/19 08:50	11/12/19 23:40	1
Endrin aldehyde	ND		1.9		ug/Kg		11/11/19 08:50	11/12/19 23:40	1
Endrin	ND		1.9		ug/Kg		11/11/19 08:50	11/12/19 23:40	1
Endrin ketone	ND		1.9		ug/Kg		11/11/19 08:50	11/12/19 23:40	1
Heptachlor	ND		1.9		ug/Kg		11/11/19 08:50	11/12/19 23:40	1
Heptachlor epoxide	ND		1.9		ug/Kg		11/11/19 08:50	11/12/19 23:40	1
4,4'-DDT	31		1.9		ug/Kg		11/11/19 08:50	11/12/19 23:40	1
4,4'-DDE	5.9		1.9		ug/Kg		11/11/19 08:50	11/12/19 23:40	1
4,4'-DDD	ND		1.9		ug/Kg		11/11/19 08:50	11/12/19 23:40	1
Endosulfan I	ND		1.9		ug/Kg		11/11/19 08:50	11/12/19 23:40	1
Endosulfan II	ND		1.9		ug/Kg		11/11/19 08:50	11/12/19 23:40	1
alpha-BHC	ND		1.9		ug/Kg		11/11/19 08:50	11/12/19 23:40	1
beta-BHC	ND		1.9		ug/Kg		11/11/19 08:50	11/12/19 23:40	1
gamma-BHC (Lindane)	ND		1.9		ug/Kg		11/11/19 08:50	11/12/19 23:40	1
delta-BHC	ND		1.9		ug/Kg		11/11/19 08:50	11/12/19 23:40	1
Endosulfan sulfate	ND		1.9		ug/Kg		11/11/19 08:50	11/12/19 23:40	1
Methoxychlor	ND		1.9		ug/Kg		11/11/19 08:50	11/12/19 23:40	1
Toxaphene	ND		39		ug/Kg		11/11/19 08:50	11/12/19 23:40	1
Chlordane (technical)	ND		39		ug/Kg		11/11/19 08:50	11/12/19 23:40	1
cis-Chlordane	ND		1.9		ug/Kg		11/11/19 08:50	11/12/19 23:40	1
trans-Chlordane	ND		1.9		ug/Kg		11/11/19 08:50	11/12/19 23:40	1

Surrogate	%Recovery	Qualifier	Limits	Prepared	Analyzed	Dil Fac
Tetrachloro-m-xylene	73		21 - 145	11/11/19 08:50	11/12/19 23:40	1
DCB Decachlorobiphenyl	85		21 - 136	11/11/19 08:50	11/12/19 23:40	1

Method: 6010B - Metals (ICP)

Analyte	Result	Qualifier	RL	MDL	Unit	D	Prepared	Analyzed	Dil Fac
Antimony	7.6		1.2		mg/Kg		11/08/19 14:59	11/12/19 13:47	4
Arsenic	ND		2.5		mg/Kg		11/08/19 14:59	11/12/19 13:47	4
Barium	120		1.2		mg/Kg		11/08/19 14:59	11/12/19 13:47	4
Beryllium	0.32		0.25		mg/Kg		11/08/19 14:59	11/12/19 13:47	4
Cadmium	ND		0.31		mg/Kg		11/08/19 14:59	11/12/19 13:47	4
Chromium	490		1.2		mg/Kg		11/08/19 14:59	11/12/19 13:47	4
Cobalt	48		0.49		mg/Kg		11/08/19 14:59	11/12/19 13:47	4
Copper	22		3.7		mg/Kg		11/08/19 14:59	11/12/19 13:47	4
Lead	18		1.2		mg/Kg		11/08/19 14:59	11/12/19 13:47	4
Molybdenum	2.9		1.2		mg/Kg		11/08/19 14:59	11/12/19 13:47	4
Nickel	850		1.2		mg/Kg		11/08/19 14:59	11/12/19 13:47	4
Selenium	ND		2.5		mg/Kg		11/08/19 14:59	11/12/19 13:47	4
Silver	ND		0.61		mg/Kg		11/08/19 14:59	11/12/19 13:47	4
Thallium	ND		1.2		mg/Kg		11/08/19 14:59	11/12/19 13:47	4
Vanadium	46		1.2		mg/Kg		11/08/19 14:59	11/12/19 13:47	4
Zinc	55		3.7		mg/Kg		11/08/19 14:59	11/12/19 13:47	4

Method: 7471A - Mercury (CVAA)

Analyte	Result	Qualifier	RL	MDL	Unit	D	Prepared	Analyzed	Dil Fac
Mercury	0.042		0.016		mg/Kg		11/08/19 12:45	11/14/19 14:25	1

Eurofins TestAmerica, Pleasanton

Surrogate Summary

Client: Cornerstone Earth Group
Project/Site: Meridian, Parkmoor, and Race St

Job ID: 720-95966-1

Method: 8260B/CA_LUFTMS - 8260B / CA LUFT MS

Matrix: Water

Prep Type: Total/NA

Lab Sample ID	Client Sample ID	Percent Surrogate Recovery (Acceptance Limits)		
		BFB (67-130)	DCA (72-130)	TOL (70-130)
720-95852-A-1 MS	Matrix Spike	100	103	96
720-95852-A-1 MSD	Matrix Spike Duplicate	99	102	96
720-95966-1	EB-2	94	104	95
720-95966-2	EB-1	94	106	95
LCS 720-276014/4	Lab Control Sample	101	102	96
LCS 720-276014/6	Lab Control Sample	99	101	97
LCSD 720-276014/5	Lab Control Sample Dup	97	100	97
LCSD 720-276014/7	Lab Control Sample Dup	98	103	96
MB 720-276014/9	Method Blank	96	103	95
Surrogate Legend				
BFB = 4-Bromofluorobenzene				
DCA = 1,2-Dichloroethane-d4 (Surr)				
TOL = Toluene-d8 (Surr)				

Method: 8015B - Diesel Range Organics (DRO) (GC)

Matrix: Water

Prep Type: Silica Gel Cleanup

Lab Sample ID	Client Sample ID	Percent Surrogate Recovery (Acceptance Limits)	
		NDA1 (0-5)	TPH1 (31-150)
720-95966-1	EB-2	0	95
720-95966-2	EB-1	0	93
LCS 720-275856/2-A	Lab Control Sample		96
LCSD 720-275856/3-A	Lab Control Sample Dup		92
MB 720-275856/1-A	Method Blank	0.02	88
Surrogate Legend			
NDA = Capric Acid (Surr)			
TPH = p-Terphenyl			

Method: 8081A - Organochlorine Pesticides (GC)

Matrix: Solid

Prep Type: Total/NA

Lab Sample ID	Client Sample ID	Percent Surrogate Recovery (Acceptance Limits)	
		TCX1 (21-145)	DCBP1 (21-136)
720-95939-A-1-C MS	Matrix Spike	74	71
720-95966-3	EB-1 (0-0.5)	77	60
720-95966-4	EB-1 (2.5-3)	76	72
720-95966-10	EB-7 (0.5-1)	73	85
Surrogate Legend			
TCX = Tetrachloro-m-xylene			
DCBP = DCB Decachlorobiphenyl			

Surrogate Summary

Client: Cornerstone Earth Group
Project/Site: Meridian, Parkmoor, and Race St

Job ID: 720-95966-1

Method: 8081A - Organochlorine Pesticides (GC)

Matrix: Solid

Prep Type: Total/NA

		Percent Surrogate Recovery (Acceptance Limits)	
Lab Sample ID	Client Sample ID	TCX2 (21-145)	DCBP1 (21-136)
720-95939-A-1-D MSD	Matrix Spike Duplicate	75	57 p
Surrogate Legend			
TCX = Tetrachloro-m-xylene			
DCBP = DCB Decachlorobiphenyl			

Method: 8081A - Organochlorine Pesticides (GC)

Matrix: Solid

Prep Type: Total/NA

		Percent Surrogate Recovery (Acceptance Limits)	
Lab Sample ID	Client Sample ID	TCX1 (21-145)	DCBP2 (21-136)
720-95966-5	EB-8 (0.5-1)	72	77
720-95966-7	EB-8 (3-3.5)	77	78
720-95966-9	EB-7 (4-4.5)	71	87
MB 720-275976/1-A	Method Blank	86	102
Surrogate Legend			
TCX = Tetrachloro-m-xylene			
DCBP = DCB Decachlorobiphenyl			

Method: 8081A - Organochlorine Pesticides (GC)

Matrix: Solid

Prep Type: Total/NA

		Percent Surrogate Recovery (Acceptance Limits)	
Lab Sample ID	Client Sample ID	TCX2 (21-145)	DCBP2 (21-136)
LCS 720-275976/2-A	Lab Control Sample	84	102
Surrogate Legend			
TCX = Tetrachloro-m-xylene			
DCBP = DCB Decachlorobiphenyl			

QC Sample Results

Client: Cornerstone Earth Group
Project/Site: Meridian, Parkmoor, and Race St

Job ID: 720-95966-1

Method: 8260B/CA_LUFTMS - 8260B / CA LUFT MS

Lab Sample ID: MB 720-276014/9

Matrix: Water

Analysis Batch: 276014

Client Sample ID: Method Blank

Prep Type: Total/NA

Analyte	MB Result	MB Qualifier	RL	MDL	Unit	D	Prepared	Analyzed	Dil Fac
Methyl tert-butyl ether	ND		0.50		ug/L			11/11/19 20:35	1
Acetone	ND		50		ug/L			11/11/19 20:35	1
Benzene	ND		0.50		ug/L			11/11/19 20:35	1
Dichlorobromomethane	ND		0.50		ug/L			11/11/19 20:35	1
Bromobenzene	ND		1.0		ug/L			11/11/19 20:35	1
Chlorobromomethane	ND		1.0		ug/L			11/11/19 20:35	1
Bromoform	ND		1.0		ug/L			11/11/19 20:35	1
Bromomethane	ND		1.0		ug/L			11/11/19 20:35	1
2-Butanone (MEK)	ND		50		ug/L			11/11/19 20:35	1
n-Butylbenzene	ND		1.0		ug/L			11/11/19 20:35	1
sec-Butylbenzene	ND		1.0		ug/L			11/11/19 20:35	1
tert-Butylbenzene	ND		1.0		ug/L			11/11/19 20:35	1
Carbon disulfide	ND		5.0		ug/L			11/11/19 20:35	1
Carbon tetrachloride	ND		0.50		ug/L			11/11/19 20:35	1
Chlorobenzene	ND		0.50		ug/L			11/11/19 20:35	1
Chloroethane	ND		1.0		ug/L			11/11/19 20:35	1
Chloroform	ND		1.0		ug/L			11/11/19 20:35	1
Chloromethane	ND		1.0		ug/L			11/11/19 20:35	1
2-Chlorotoluene	ND		0.50		ug/L			11/11/19 20:35	1
4-Chlorotoluene	ND		0.50		ug/L			11/11/19 20:35	1
Chlorodibromomethane	ND		0.50		ug/L			11/11/19 20:35	1
1,2-Dichlorobenzene	ND		0.50		ug/L			11/11/19 20:35	1
1,3-Dichlorobenzene	ND		0.50		ug/L			11/11/19 20:35	1
1,4-Dichlorobenzene	ND		0.50		ug/L			11/11/19 20:35	1
1,3-Dichloropropane	ND		1.0		ug/L			11/11/19 20:35	1
1,1-Dichloropropene	ND		0.50		ug/L			11/11/19 20:35	1
1,2-Dibromo-3-Chloropropane	ND		1.0		ug/L			11/11/19 20:35	1
Ethylene Dibromide	ND		0.50		ug/L			11/11/19 20:35	1
Dibromomethane	ND		0.50		ug/L			11/11/19 20:35	1
Dichlorodifluoromethane	ND		0.50		ug/L			11/11/19 20:35	1
1,1-Dichloroethane	ND		0.50		ug/L			11/11/19 20:35	1
1,2-Dichloroethane	ND		0.50		ug/L			11/11/19 20:35	1
1,1-Dichloroethene	ND		0.50		ug/L			11/11/19 20:35	1
cis-1,2-Dichloroethene	ND		0.50		ug/L			11/11/19 20:35	1
trans-1,2-Dichloroethene	ND		0.50		ug/L			11/11/19 20:35	1
1,2-Dichloropropane	ND		0.50		ug/L			11/11/19 20:35	1
cis-1,3-Dichloropropene	ND		0.50		ug/L			11/11/19 20:35	1
trans-1,3-Dichloropropene	ND		0.50		ug/L			11/11/19 20:35	1
Ethylbenzene	ND		0.50		ug/L			11/11/19 20:35	1
Hexachlorobutadiene	ND		1.0		ug/L			11/11/19 20:35	1
2-Hexanone	ND		50		ug/L			11/11/19 20:35	1
Isopropylbenzene	ND		0.50		ug/L			11/11/19 20:35	1
4-Isopropyltoluene	ND		1.0		ug/L			11/11/19 20:35	1
Methylene Chloride	ND		5.0		ug/L			11/11/19 20:35	1
4-Methyl-2-pentanone (MIBK)	ND		50		ug/L			11/11/19 20:35	1
Naphthalene	ND		1.0		ug/L			11/11/19 20:35	1
N-Propylbenzene	ND		1.0		ug/L			11/11/19 20:35	1
Styrene	ND		0.50		ug/L			11/11/19 20:35	1

Eurofins TestAmerica, Pleasanton

QC Sample Results

Client: Cornerstone Earth Group
Project/Site: Meridian, Parkmoor, and Race St

Job ID: 720-95966-1

Method: 8260B/CA_LUFTMS - 8260B / CA LUFT MS (Continued)

Lab Sample ID: MB 720-276014/9

Matrix: Water

Analysis Batch: 276014

Client Sample ID: Method Blank

Prep Type: Total/NA

Analyte	MB Result	MB Qualifier	RL	MDL	Unit	D	Prepared	Analyzed	Dil Fac
1,1,1,2-Tetrachloroethane	ND		0.50		ug/L			11/11/19 20:35	1
1,1,2,2-Tetrachloroethane	ND		0.50		ug/L			11/11/19 20:35	1
Tetrachloroethene	ND		0.50		ug/L			11/11/19 20:35	1
Toluene	ND		0.50		ug/L			11/11/19 20:35	1
1,2,3-Trichlorobenzene	ND		1.0		ug/L			11/11/19 20:35	1
1,2,4-Trichlorobenzene	ND		1.0		ug/L			11/11/19 20:35	1
1,1,1-Trichloroethane	ND		0.50		ug/L			11/11/19 20:35	1
1,1,2-Trichloroethane	ND		0.50		ug/L			11/11/19 20:35	1
Trichloroethene	ND		0.50		ug/L			11/11/19 20:35	1
Trichlorofluoromethane	ND		1.0		ug/L			11/11/19 20:35	1
1,2,3-Trichloropropane	ND		1.0		ug/L			11/11/19 20:35	1
1,1,2-Trichloro-1,2,2-trifluoroethane	ND		0.50		ug/L			11/11/19 20:35	1
1,2,4-Trimethylbenzene	ND		0.50		ug/L			11/11/19 20:35	1
1,3,5-Trimethylbenzene	ND		0.50		ug/L			11/11/19 20:35	1
Vinyl acetate	ND		10		ug/L			11/11/19 20:35	1
Vinyl chloride	ND		0.50		ug/L			11/11/19 20:35	1
Xylenes, Total	ND		0.50		ug/L			11/11/19 20:35	1
2,2-Dichloropropane	ND		0.50		ug/L			11/11/19 20:35	1
Gasoline Range Organics (GRO)	ND		50		ug/L			11/11/19 20:35	1
-C4-C12									

Surrogate	MB %Recovery	MB Qualifier	Limits	Prepared	Analyzed	Dil Fac
4-Bromofluorobenzene	96		67 - 130		11/11/19 20:35	1
1,2-Dichloroethane-d4 (Surr)	103		72 - 130		11/11/19 20:35	1
Toluene-d8 (Surr)	95		70 - 130		11/11/19 20:35	1

Lab Sample ID: LCS 720-276014/4

Matrix: Water

Analysis Batch: 276014

Client Sample ID: Lab Control Sample

Prep Type: Total/NA

Analyte	Spike Added	LCS Result	LCS Qualifier	Unit	D	%Rec	%Rec. Limits
Methyl tert-butyl ether	25.0	23.4		ug/L		93	70 - 130
Acetone	125	120		ug/L		96	61 - 147
Benzene	25.0	22.7		ug/L		91	79 - 119
Dichlorobromomethane	25.0	25.1		ug/L		100	81 - 130
Bromobenzene	25.0	22.8		ug/L		91	77 - 117
Chlorobromomethane	25.0	25.2		ug/L		101	81 - 122
Bromoform	25.0	25.9		ug/L		104	75 - 127
Bromomethane	25.0	24.1		ug/L		96	70 - 132
2-Butanone (MEK)	125	128		ug/L		103	66 - 133
n-Butylbenzene	25.0	24.1		ug/L		97	78 - 119
sec-Butylbenzene	25.0	23.3		ug/L		93	78 - 118
tert-Butylbenzene	25.0	22.9		ug/L		92	78 - 118
Carbon disulfide	25.0	22.5		ug/L		90	64 - 127
Carbon tetrachloride	25.0	25.2		ug/L		101	72 - 142
Chlorobenzene	25.0	23.7		ug/L		95	76 - 116
Chloroethane	25.0	22.5		ug/L		90	70 - 131
Chloroform	25.0	24.3		ug/L		97	82 - 119
Chloromethane	25.0	18.4		ug/L		74	49 - 134

Eurofins TestAmerica, Pleasanton

QC Sample Results

Client: Cornerstone Earth Group
Project/Site: Meridian, Parkmoor, and Race St

Job ID: 720-95966-1

Method: 8260B/CA_LUFTMS - 8260B / CA LUFT MS (Continued)

Lab Sample ID: LCS 720-276014/4

Matrix: Water

Analysis Batch: 276014

Client Sample ID: Lab Control Sample
Prep Type: Total/NA

Analyte	Spike Added	LCS Result	LCS Qualifier	Unit	D	%Rec	%Rec. Limits
2-Chlorotoluene	25.0	22.3		ug/L		89	75 - 115
4-Chlorotoluene	25.0	22.6		ug/L		90	73 - 119
Chlorodibromomethane	25.0	25.8		ug/L		103	77 - 133
1,2-Dichlorobenzene	25.0	23.5		ug/L		94	77 - 117
1,3-Dichlorobenzene	25.0	23.7		ug/L		95	76 - 116
1,4-Dichlorobenzene	25.0	23.4		ug/L		94	76 - 116
1,3-Dichloropropane	25.0	24.0		ug/L		96	77 - 117
1,1-Dichloropropene	25.0	23.8		ug/L		95	83 - 130
1,2-Dibromo-3-Chloropropane	25.0	25.3		ug/L		101	74 - 126
Ethylene Dibromide	25.0	25.1		ug/L		100	80 - 121
Dibromomethane	25.0	25.4		ug/L		101	79 - 117
Dichlorodifluoromethane	25.0	18.4		ug/L		74	21 - 150
1,1-Dichloroethane	25.0	23.0		ug/L		92	77 - 119
1,2-Dichloroethane	25.0	24.5		ug/L		98	73 - 122
1,1-Dichloroethene	25.0	23.2		ug/L		93	69 - 119
cis-1,2-Dichloroethene	25.0	23.6		ug/L		94	77 - 117
trans-1,2-Dichloroethene	25.0	23.1		ug/L		92	79 - 117
1,2-Dichloropropane	25.0	22.9		ug/L		92	79 - 119
cis-1,3-Dichloropropene	25.0	24.8		ug/L		99	82 - 119
trans-1,3-Dichloropropene	25.0	25.6		ug/L		102	76 - 122
Ethylbenzene	25.0	23.5		ug/L		94	77 - 117
Hexachlorobutadiene	25.0	24.3		ug/L		97	78 - 140
2-Hexanone	125	120		ug/L		96	63 - 140
Isopropylbenzene	25.0	24.6		ug/L		98	77 - 130
4-Isopropyltoluene	25.0	23.7		ug/L		95	80 - 120
Methylene Chloride	25.0	24.9		ug/L		100	75 - 117
4-Methyl-2-pentanone (MIBK)	125	117		ug/L		94	66 - 140
Naphthalene	25.0	23.3		ug/L		93	81 - 121
N-Propylbenzene	25.0	22.6		ug/L		90	77 - 117
Styrene	25.0	24.8		ug/L		99	76 - 116
1,1,1,2-Tetrachloroethane	25.0	25.5		ug/L		102	81 - 121
1,1,2,2-Tetrachloroethane	25.0	23.6		ug/L		94	70 - 115
Tetrachloroethene	25.0	24.8		ug/L		99	81 - 130
Toluene	25.0	23.1		ug/L		93	75 - 120
1,2,3-Trichlorobenzene	25.0	23.4		ug/L		93	87 - 123
1,2,4-Trichlorobenzene	25.0	24.3		ug/L		97	78 - 120
1,1,1-Trichloroethane	25.0	24.8		ug/L		99	74 - 130
1,1,2-Trichloroethane	25.0	24.3		ug/L		97	80 - 117
Trichloroethene	25.0	24.6		ug/L		98	80 - 123
Trichlorofluoromethane	25.0	24.3		ug/L		97	75 - 141
1,2,3-Trichloropropane	25.0	24.2		ug/L		97	77 - 120
1,1,2-Trichloro-1,2,2-trifluoroethane	25.0	25.0		ug/L		100	70 - 133
1,2,4-Trimethylbenzene	25.0	23.4		ug/L		93	75 - 115
1,3,5-Trimethylbenzene	25.0	23.3		ug/L		93	77 - 117
Vinyl acetate	25.0	22.2		ug/L		89	50 - 126
Vinyl chloride	25.0	22.6		ug/L		90	58 - 138
m-Xylene & p-Xylene	25.0	23.9		ug/L		96	74 - 119
o-Xylene	25.0	23.8		ug/L		95	77 - 118

Eurofins TestAmerica, Pleasanton

QC Sample Results

Client: Cornerstone Earth Group
Project/Site: Meridian, Parkmoor, and Race St

Job ID: 720-95966-1

Method: 8260B/CA_LUFTMS - 8260B / CA LUFT MS (Continued)

Lab Sample ID: LCS 720-276014/4

Matrix: Water

Analysis Batch: 276014

Client Sample ID: Lab Control Sample

Prep Type: Total/NA

Analyte	Spike Added	LCS Result	LCS Qualifier	Unit	D	%Rec	%Rec. Limits
2,2-Dichloropropane	25.0	25.6		ug/L		102	74 - 156

Surrogate	LCS %Recovery	LCS Qualifier	Limits
4-Bromofluorobenzene	101		67 - 130
1,2-Dichloroethane-d4 (Surr)	102		72 - 130
Toluene-d8 (Surr)	96		70 - 130

Lab Sample ID: LCS 720-276014/6

Matrix: Water

Analysis Batch: 276014

Client Sample ID: Lab Control Sample

Prep Type: Total/NA

Analyte	Spike Added	LCS Result	LCS Qualifier	Unit	D	%Rec	%Rec. Limits
Gasoline Range Organics (GRO) -C4-C12	500	484		ug/L		97	77 - 130

Surrogate	LCS %Recovery	LCS Qualifier	Limits
4-Bromofluorobenzene	99		67 - 130
1,2-Dichloroethane-d4 (Surr)	101		72 - 130
Toluene-d8 (Surr)	97		70 - 130

Lab Sample ID: LCSD 720-276014/5

Matrix: Water

Analysis Batch: 276014

Client Sample ID: Lab Control Sample Dup

Prep Type: Total/NA

Analyte	Spike Added	LCSD Result	LCSD Qualifier	Unit	D	%Rec	%Rec. Limits	RPD	RPD Limit
Methyl tert-butyl ether	25.0	20.3		ug/L		81	70 - 130	14	20
Acetone	125	115		ug/L		92	61 - 147	4	30
Benzene	25.0	22.3		ug/L		89	79 - 119	2	20
Dichlorobromomethane	25.0	24.8		ug/L		99	81 - 130	1	20
Bromobenzene	25.0	23.5		ug/L		94	77 - 117	3	20
Chlorobromomethane	25.0	24.6		ug/L		99	81 - 122	2	20
Bromoform	25.0	25.0		ug/L		100	75 - 127	4	20
Bromomethane	25.0	23.6		ug/L		94	70 - 132	2	20
2-Butanone (MEK)	125	124		ug/L		99	66 - 133	4	22
n-Butylbenzene	25.0	23.8		ug/L		95	78 - 119	2	20
sec-Butylbenzene	25.0	23.2		ug/L		93	78 - 118	0	20
tert-Butylbenzene	25.0	23.0		ug/L		92	78 - 118	1	20
Carbon disulfide	25.0	22.0		ug/L		88	64 - 127	2	20
Carbon tetrachloride	25.0	24.6		ug/L		99	72 - 142	2	20
Chlorobenzene	25.0	23.3		ug/L		93	76 - 116	2	20
Chloroethane	25.0	22.0		ug/L		88	70 - 131	2	20
Chloroform	25.0	23.8		ug/L		95	82 - 119	2	20
Chloromethane	25.0	18.4		ug/L		74	49 - 134	0	20
2-Chlorotoluene	25.0	22.7		ug/L		91	75 - 115	2	20
4-Chlorotoluene	25.0	22.9		ug/L		92	73 - 119	1	20
Chlorodibromomethane	25.0	25.4		ug/L		101	77 - 133	2	20
1,2-Dichlorobenzene	25.0	23.5		ug/L		94	77 - 117	0	20
1,3-Dichlorobenzene	25.0	23.7		ug/L		95	76 - 116	0	20

Eurofins TestAmerica, Pleasanton

QC Sample Results

Client: Cornerstone Earth Group
Project/Site: Meridian, Parkmoor, and Race St

Job ID: 720-95966-1

Method: 8260B/CA_LUFTMS - 8260B / CA LUFT MS (Continued)

Lab Sample ID: LCSD 720-276014/5

Matrix: Water

Analysis Batch: 276014

Client Sample ID: Lab Control Sample Dup

Prep Type: Total/NA

Analyte	Spike Added	LCSD Result	LCSD Qualifier	Unit	D	%Rec	%Rec. Limits	RPD	RPD Limit
1,4-Dichlorobenzene	25.0	23.2		ug/L		93	76 - 116	1	20
1,3-Dichloropropane	25.0	23.7		ug/L		95	77 - 117	1	20
1,1-Dichloropropene	25.0	23.4		ug/L		93	83 - 130	2	20
1,2-Dibromo-3-Chloropropane	25.0	24.6		ug/L		98	74 - 126	3	20
Ethylene Dibromide	25.0	24.6		ug/L		98	80 - 121	2	20
Dibromomethane	25.0	24.5		ug/L		98	79 - 117	4	20
Dichlorodifluoromethane	25.0	17.9		ug/L		72	21 - 150	3	20
1,1-Dichloroethane	25.0	22.6		ug/L		90	77 - 119	2	20
1,2-Dichloroethane	25.0	23.9		ug/L		96	73 - 122	2	20
1,1-Dichloroethene	25.0	22.7		ug/L		91	69 - 119	2	20
cis-1,2-Dichloroethene	25.0	22.9		ug/L		92	77 - 117	3	20
trans-1,2-Dichloroethene	25.0	22.8		ug/L		91	79 - 117	1	20
1,2-Dichloropropane	25.0	22.5		ug/L		90	79 - 119	2	20
cis-1,3-Dichloropropene	25.0	24.6		ug/L		98	82 - 119	1	20
trans-1,3-Dichloropropene	25.0	25.2		ug/L		101	76 - 122	2	20
Ethylbenzene	25.0	23.2		ug/L		93	77 - 117	1	20
Hexachlorobutadiene	25.0	23.9		ug/L		96	78 - 140	2	20
2-Hexanone	125	112		ug/L		90	63 - 140	7	24
Isopropylbenzene	25.0	23.7		ug/L		95	77 - 130	4	20
4-Isopropyltoluene	25.0	23.3		ug/L		93	80 - 120	2	20
Methylene Chloride	25.0	24.2		ug/L		97	75 - 117	3	20
4-Methyl-2-pentanone (MIBK)	125	113		ug/L		90	66 - 140	4	21
Naphthalene	25.0	23.3		ug/L		93	81 - 121	0	20
N-Propylbenzene	25.0	23.2		ug/L		93	77 - 117	3	20
Styrene	25.0	24.4		ug/L		97	76 - 116	2	20
1,1,1,2-Tetrachloroethane	25.0	24.8		ug/L		99	81 - 121	3	20
1,1,2,2-Tetrachloroethane	25.0	23.4		ug/L		93	70 - 115	1	20
Tetrachloroethene	25.0	24.4		ug/L		98	81 - 130	1	20
Toluene	25.0	22.7		ug/L		91	75 - 120	2	20
1,2,3-Trichlorobenzene	25.0	23.2		ug/L		93	87 - 123	1	20
1,2,4-Trichlorobenzene	25.0	23.6		ug/L		94	78 - 120	3	20
1,1,1-Trichloroethane	25.0	24.2		ug/L		97	74 - 130	2	20
1,1,2-Trichloroethane	25.0	23.8		ug/L		95	80 - 117	2	20
Trichloroethene	25.0	24.0		ug/L		96	80 - 123	3	20
Trichlorofluoromethane	25.0	23.7		ug/L		95	75 - 141	2	20
1,2,3-Trichloropropane	25.0	24.2		ug/L		97	77 - 120	0	20
1,1,2-Trichloro-1,2,2-trifluoroethane	25.0	24.5		ug/L		98	70 - 133	2	20
1,2,4-Trimethylbenzene	25.0	23.2		ug/L		93	75 - 115	1	20
1,3,5-Trimethylbenzene	25.0	23.5		ug/L		94	77 - 117	1	20
Vinyl acetate	25.0	21.0		ug/L		84	50 - 126	6	20
Vinyl chloride	25.0	21.9		ug/L		88	58 - 138	3	20
m-Xylene & p-Xylene	25.0	23.4		ug/L		93	74 - 119	2	20
o-Xylene	25.0	23.1		ug/L		93	77 - 118	3	20
2,2-Dichloropropane	25.0	25.1		ug/L		100	74 - 156	2	20

Surrogate	LCSD %Recovery	LCSD Qualifier	Limits
4-Bromofluorobenzene	97		67 - 130

Eurofins TestAmerica, Pleasanton

QC Sample Results

Client: Cornerstone Earth Group
Project/Site: Meridian, Parkmoor, and Race St

Job ID: 720-95966-1

Method: 8260B/CA_LUFTMS - 8260B / CA LUFT MS (Continued)

Lab Sample ID: LCSD 720-276014/5

Matrix: Water

Analysis Batch: 276014

Client Sample ID: Lab Control Sample Dup

Prep Type: Total/NA

	LCSD	LCSD	
Surrogate	%Recovery	Qualifier	Limits
1,2-Dichloroethane-d4 (Surr)	100		72 - 130
Toluene-d8 (Surr)	97		70 - 130

Lab Sample ID: LCSD 720-276014/7

Matrix: Water

Analysis Batch: 276014

Client Sample ID: Lab Control Sample Dup

Prep Type: Total/NA

Analyte	Spike Added	LCSD Result	LCSD Qualifier	Unit	D	%Rec	%Rec. Limits	RPD	RPD Limit
Gasoline Range Organics (GRO)	500	492		ug/L		98	77 - 130	2	20
-C4-C12									

	LCSD	LCSD	
Surrogate	%Recovery	Qualifier	Limits
4-Bromofluorobenzene	98		67 - 130
1,2-Dichloroethane-d4 (Surr)	103		72 - 130
Toluene-d8 (Surr)	96		70 - 130

Lab Sample ID: 720-95852-A-1 MS

Matrix: Water

Analysis Batch: 276014

Client Sample ID: Matrix Spike

Prep Type: Total/NA

Analyte	Sample Result	Sample Qualifier	Spike Added	MS Result	MS Qualifier	Unit	D	%Rec	%Rec. Limits
Methyl tert-butyl ether	ND		25.0	21.3		ug/L		85	60 - 138
Acetone	ND		125	118		ug/L		95	60 - 140
Benzene	ND		25.0	23.2		ug/L		93	60 - 140
Dichlorobromomethane	ND		25.0	25.7		ug/L		103	60 - 140
Bromobenzene	ND		25.0	23.5		ug/L		94	60 - 140
Chlorobromomethane	ND		25.0	25.5		ug/L		102	60 - 140
Bromoform	ND		25.0	26.3		ug/L		105	56 - 140
Bromomethane	ND		25.0	25.1		ug/L		100	23 - 140
2-Butanone (MEK)	ND		125	128		ug/L		102	60 - 140
n-Butylbenzene	ND		25.0	23.4		ug/L		94	60 - 140
sec-Butylbenzene	ND		25.0	23.4		ug/L		94	60 - 140
tert-Butylbenzene	ND		25.0	23.2		ug/L		93	60 - 140
Carbon disulfide	ND		25.0	22.9		ug/L		92	38 - 140
Carbon tetrachloride	ND		25.0	25.0		ug/L		100	60 - 140
Chlorobenzene	ND		25.0	24.2		ug/L		97	60 - 140
Chloroethane	ND		25.0	23.5		ug/L		94	51 - 140
Chloroform	ND		25.0	25.0		ug/L		100	60 - 140
Chloromethane	ND		25.0	21.8		ug/L		87	52 - 140
2-Chlorotoluene	ND		25.0	22.8		ug/L		91	60 - 140
4-Chlorotoluene	ND		25.0	23.0		ug/L		92	60 - 140
Chlorodibromomethane	ND		25.0	26.6		ug/L		107	60 - 140
1,2-Dichlorobenzene	ND		25.0	23.9		ug/L		96	60 - 140
1,3-Dichlorobenzene	ND		25.0	24.1		ug/L		96	60 - 140
1,4-Dichlorobenzene	ND		25.0	23.6		ug/L		94	60 - 140
1,3-Dichloropropane	ND		25.0	25.1		ug/L		100	60 - 140
1,1-Dichloropropene	ND		25.0	24.0		ug/L		96	60 - 140
1,2-Dibromo-3-Chloropropane	ND		25.0	24.8		ug/L		99	60 - 140

Eurofins TestAmerica, Pleasanton

QC Sample Results

Client: Cornerstone Earth Group
Project/Site: Meridian, Parkmoor, and Race St

Job ID: 720-95966-1

Method: 8260B/CA_LUFTMS - 8260B / CA LUFT MS (Continued)

Lab Sample ID: 720-95852-A-1 MS

Matrix: Water

Analysis Batch: 276014

Client Sample ID: Matrix Spike

Prep Type: Total/NA

Analyte	Sample Result	Sample Qualifier	Spike Added	MS Result	MS Qualifier	Unit	D	%Rec	%Rec. Limits
Ethylene Dibromide	ND		25.0	25.6		ug/L		102	60 - 140
Dibromomethane	ND		25.0	25.9		ug/L		103	60 - 140
Dichlorodifluoromethane	ND		25.0	22.1		ug/L		89	38 - 140
1,1-Dichloroethane	ND		25.0	24.1		ug/L		95	60 - 140
1,2-Dichloroethane	ND		25.0	25.3		ug/L		101	60 - 140
1,1-Dichloroethene	1.8		25.0	24.6		ug/L		91	60 - 140
cis-1,2-Dichloroethene	16		25.0	40.3		ug/L		96	60 - 140
trans-1,2-Dichloroethene	ND		25.0	23.3		ug/L		91	60 - 140
1,2-Dichloropropane	ND		25.0	24.5		ug/L		98	60 - 140
cis-1,3-Dichloropropene	ND		25.0	25.2		ug/L		101	60 - 140
trans-1,3-Dichloropropene	ND		25.0	26.3		ug/L		105	60 - 140
Ethylbenzene	ND		25.0	24.0		ug/L		96	60 - 140
Hexachlorobutadiene	ND		25.0	23.6		ug/L		95	60 - 140
2-Hexanone	ND		125	121		ug/L		97	60 - 140
Isopropylbenzene	ND		25.0	24.5		ug/L		98	60 - 140
4-Isopropyltoluene	ND		25.0	23.3		ug/L		93	60 - 140
Methylene Chloride	ND		25.0	23.8		ug/L		95	40 - 140
4-Methyl-2-pentanone (MIBK)	ND		125	121		ug/L		97	58 - 130
Naphthalene	ND		25.0	22.7		ug/L		91	56 - 140
N-Propylbenzene	ND		25.0	23.0		ug/L		92	60 - 140
Styrene	ND		25.0	25.6		ug/L		103	60 - 140
1,1,1,2-Tetrachloroethane	ND		25.0	25.8		ug/L		103	60 - 140
1,1,2,2-Tetrachloroethane	ND		25.0	24.5		ug/L		98	60 - 140
Tetrachloroethene	ND		25.0	24.6		ug/L		98	60 - 140
Toluene	ND		25.0	23.4		ug/L		94	60 - 140
1,2,3-Trichlorobenzene	ND		25.0	23.1		ug/L		92	60 - 140
1,2,4-Trichlorobenzene	ND		25.0	23.2		ug/L		93	60 - 140
1,1,1-Trichloroethane	0.63		25.0	25.1		ug/L		98	60 - 140
1,1,2-Trichloroethane	ND		25.0	25.3		ug/L		101	60 - 140
Trichloroethene	110		25.0	127	4	ug/L		57	60 - 140
Trichlorofluoromethane	ND		25.0	24.1		ug/L		96	60 - 140
1,2,3-Trichloropropane	ND		25.0	24.9		ug/L		100	60 - 140
1,1,2-Trichloro-1,2,2-trifluoroethane	1.4		25.0	26.2		ug/L		99	60 - 140
1,2,4-Trimethylbenzene	ND		25.0	23.3		ug/L		93	60 - 140
1,3,5-Trimethylbenzene	ND		25.0	23.3		ug/L		93	60 - 140
Vinyl acetate	ND		25.0	22.5		ug/L		90	40 - 140
Vinyl chloride	ND		25.0	24.6		ug/L		98	58 - 140
m-Xylene & p-Xylene	ND		25.0	23.9		ug/L		96	60 - 140
o-Xylene	ND		25.0	24.4		ug/L		97	60 - 140
2,2-Dichloropropane	ND		25.0	25.1		ug/L		100	60 - 140
Surrogate	MS %Recovery	MS Qualifier	Limits						
4-Bromofluorobenzene	100		67 - 130						
1,2-Dichloroethane-d4 (Surr)	103		72 - 130						
Toluene-d8 (Surr)	96		70 - 130						

QC Sample Results

Client: Cornerstone Earth Group
Project/Site: Meridian, Parkmoor, and Race St

Job ID: 720-95966-1

Method: 8260B/CA_LUFTMS - 8260B / CA LUFT MS (Continued)

Lab Sample ID: 720-95852-A-1 MSD

Matrix: Water

Analysis Batch: 276014

Client Sample ID: Matrix Spike Duplicate

Prep Type: Total/NA

Analyte	Sample Result	Sample Qualifier	Spike Added	MSD Result	MSD Qualifier	Unit	D	%Rec	%Rec. Limits	RPD	RPD Limit
Methyl tert-butyl ether	ND		25.0	24.5		ug/L		98	60 - 138	14	20
Acetone	ND		125	123		ug/L		99	60 - 140	4	20
Benzene	ND		25.0	23.6		ug/L		94	60 - 140	2	20
Dichlorobromomethane	ND		25.0	26.1		ug/L		104	60 - 140	2	20
Bromobenzene	ND		25.0	24.1		ug/L		96	60 - 140	2	20
Chlorobromomethane	ND		25.0	25.7		ug/L		103	60 - 140	1	20
Bromoform	ND		25.0	27.0		ug/L		108	56 - 140	3	20
Bromomethane	ND		25.0	25.3		ug/L		101	23 - 140	1	20
2-Butanone (MEK)	ND		125	131		ug/L		105	60 - 140	3	20
n-Butylbenzene	ND		25.0	25.2		ug/L		101	60 - 140	7	20
sec-Butylbenzene	ND		25.0	24.2		ug/L		97	60 - 140	3	20
tert-Butylbenzene	ND		25.0	23.6		ug/L		94	60 - 140	2	20
Carbon disulfide	ND		25.0	23.4		ug/L		94	38 - 140	2	20
Carbon tetrachloride	ND		25.0	25.6		ug/L		102	60 - 140	3	20
Chlorobenzene	ND		25.0	24.5		ug/L		98	60 - 140	1	20
Chloroethane	ND		25.0	23.9		ug/L		96	51 - 140	2	20
Chloroform	ND		25.0	25.3		ug/L		101	60 - 140	1	20
Chloromethane	ND		25.0	22.2		ug/L		89	52 - 140	2	20
2-Chlorotoluene	ND		25.0	23.5		ug/L		94	60 - 140	3	20
4-Chlorotoluene	ND		25.0	23.7		ug/L		95	60 - 140	3	20
Chlorodibromomethane	ND		25.0	26.9		ug/L		107	60 - 140	1	20
1,2-Dichlorobenzene	ND		25.0	24.3		ug/L		97	60 - 140	2	20
1,3-Dichlorobenzene	ND		25.0	24.8		ug/L		99	60 - 140	3	20
1,4-Dichlorobenzene	ND		25.0	24.3		ug/L		97	60 - 140	3	20
1,3-Dichloropropane	ND		25.0	25.5		ug/L		102	60 - 140	2	20
1,1-Dichloropropene	ND		25.0	24.8		ug/L		99	60 - 140	3	20
1,2-Dibromo-3-Chloropropane	ND		25.0	26.0		ug/L		104	60 - 140	5	20
Ethylene Dibromide	ND		25.0	26.2		ug/L		105	60 - 140	2	20
Dibromomethane	ND		25.0	26.1		ug/L		104	60 - 140	1	20
Dichlorodifluoromethane	ND		25.0	23.2		ug/L		93	38 - 140	5	20
1,1-Dichloroethane	ND		25.0	24.6		ug/L		97	60 - 140	2	20
1,2-Dichloroethane	ND		25.0	25.5		ug/L		102	60 - 140	1	20
1,1-Dichloroethene	1.8		25.0	25.2		ug/L		94	60 - 140	2	20
cis-1,2-Dichloroethene	16		25.0	40.4		ug/L		96	60 - 140	0	20
trans-1,2-Dichloroethene	ND		25.0	24.1		ug/L		95	60 - 140	3	20
1,2-Dichloropropane	ND		25.0	24.8		ug/L		99	60 - 140	1	20
cis-1,3-Dichloropropene	ND		25.0	25.6		ug/L		102	60 - 140	1	20
trans-1,3-Dichloropropene	ND		25.0	26.8		ug/L		107	60 - 140	2	20
Ethylbenzene	ND		25.0	24.5		ug/L		98	60 - 140	2	20
Hexachlorobutadiene	ND		25.0	24.3		ug/L		97	60 - 140	3	20
2-Hexanone	ND		125	126		ug/L		101	60 - 140	5	20
Isopropylbenzene	ND		25.0	25.0		ug/L		100	60 - 140	2	20
4-Isopropyltoluene	ND		25.0	24.5		ug/L		98	60 - 140	5	20
Methylene Chloride	ND		25.0	24.0		ug/L		96	40 - 140	1	20
4-Methyl-2-pentanone (MIBK)	ND		125	125		ug/L		100	58 - 130	3	20
Naphthalene	ND		25.0	24.4		ug/L		98	56 - 140	7	20
N-Propylbenzene	ND		25.0	24.0		ug/L		96	60 - 140	4	20
Styrene	ND		25.0	26.2		ug/L		105	60 - 140	2	20

Eurofins TestAmerica, Pleasanton

QC Sample Results

Client: Cornerstone Earth Group
Project/Site: Meridian, Parkmoor, and Race St

Job ID: 720-95966-1

Method: 8260B/CA_LUFTMS - 8260B / CA LUFT MS (Continued)

Lab Sample ID: 720-95852-A-1 MSD

Matrix: Water

Analysis Batch: 276014

Client Sample ID: Matrix Spike Duplicate

Prep Type: Total/NA

Analyte	Sample Result	Sample Qualifier	Spike Added	MSD Result	MSD Qualifier	Unit	D	%Rec	%Rec. Limits	RPD	RPD Limit
1,1,1,2-Tetrachloroethane	ND		25.0	26.1		ug/L		104	60 - 140	1	20
1,1,1,2,2-Tetrachloroethane	ND		25.0	25.1		ug/L		100	60 - 140	3	20
Tetrachloroethene	ND		25.0	25.7		ug/L		103	60 - 140	5	20
Toluene	ND		25.0	24.1		ug/L		96	60 - 140	3	20
1,2,3-Trichlorobenzene	ND		25.0	24.7		ug/L		99	60 - 140	7	20
1,2,4-Trichlorobenzene	ND		25.0	25.1		ug/L		101	60 - 140	8	20
1,1,1-Trichloroethane	0.63		25.0	25.7		ug/L		100	60 - 140	2	20
1,1,2-Trichloroethane	ND		25.0	25.8		ug/L		103	60 - 140	2	20
Trichloroethene	110		25.0	128	4	ug/L		62	60 - 140	1	20
Trichlorofluoromethane	ND		25.0	24.8		ug/L		99	60 - 140	3	20
1,2,3-Trichloropropane	ND		25.0	25.2		ug/L		101	60 - 140	1	20
1,1,2-Trichloro-1,2,2-trifluoroethane	1.4		25.0	26.8		ug/L		102	60 - 140	2	20
1,2,4-Trimethylbenzene	ND		25.0	24.2		ug/L		97	60 - 140	4	20
1,3,5-Trimethylbenzene	ND		25.0	24.1		ug/L		97	60 - 140	4	20
Vinyl acetate	ND		25.0	23.9		ug/L		96	40 - 140	6	20
Vinyl chloride	ND		25.0	24.8		ug/L		99	58 - 140	1	20
m-Xylene & p-Xylene	ND		25.0	24.6		ug/L		98	60 - 140	3	20
o-Xylene	ND		25.0	24.7		ug/L		99	60 - 140	1	20
2,2-Dichloropropane	ND		25.0	25.4		ug/L		102	60 - 140	1	20

Surrogate	MSD %Recovery	MSD Qualifier	Limits
4-Bromofluorobenzene	99		67 - 130
1,2-Dichloroethane-d4 (Surr)	102		72 - 130
Toluene-d8 (Surr)	96		70 - 130

Method: 8015B - Diesel Range Organics (DRO) (GC)

Lab Sample ID: MB 720-275856/1-A

Matrix: Water

Analysis Batch: 276030

Client Sample ID: Method Blank

Prep Type: Silica Gel Cleanup

Prep Batch: 275856

Analyte	MB Result	MB Qualifier	RL	MDL	Unit	D	Prepared	Analyzed	Dil Fac
Diesel Range Organics [C10-C28]	ND		50		ug/L		11/07/19 14:58	11/13/19 05:44	1
Motor Oil Range Organics [C24-C36]	ND		100		ug/L		11/07/19 14:58	11/13/19 05:44	1

Surrogate	MB %Recovery	MB Qualifier	Limits	Prepared	Analyzed	Dil Fac
Capric Acid (Surr)	0.02		0 - 5	11/07/19 14:58	11/13/19 05:44	1
p-Terphenyl	88		31 - 150	11/07/19 14:58	11/13/19 05:44	1

Lab Sample ID: LCS 720-275856/2-A

Matrix: Water

Analysis Batch: 276030

Client Sample ID: Lab Control Sample

Prep Type: Silica Gel Cleanup

Prep Batch: 275856

Analyte	Spike Added	LCS Result	LCS Qualifier	Unit	D	%Rec	%Rec. Limits
Diesel Range Organics [C10-C28]	2500	1920		ug/L		77	32 - 119

Eurofins TestAmerica, Pleasanton

QC Sample Results

Client: Cornerstone Earth Group
Project/Site: Meridian, Parkmoor, and Race St

Job ID: 720-95966-1

Method: 8015B - Diesel Range Organics (DRO) (GC) (Continued)

Lab Sample ID: LCS 720-275856/2-A

Matrix: Water

Analysis Batch: 276030

Client Sample ID: Lab Control Sample

Prep Type: Silica Gel Cleanup

Prep Batch: 275856

	LCS	LCS	
Surrogate	%Recovery	Qualifier	Limits
p-Terphenyl	96		31 - 150

Lab Sample ID: LCSD 720-275856/3-A

Matrix: Water

Analysis Batch: 276030

Client Sample ID: Lab Control Sample Dup

Prep Type: Silica Gel Cleanup

Prep Batch: 275856

Analyte	Spike Added	LCSD Result	LCSD Qualifier	Unit	D	%Rec	%Rec. Limits	RPD	Limit
Diesel Range Organics [C10-C28]	2500	1930		ug/L		77	32 - 119	1	35

	LCSD	LCSD	
Surrogate	%Recovery	Qualifier	Limits
p-Terphenyl	92		31 - 150

Method: 8081A - Organochlorine Pesticides (GC)

Lab Sample ID: MB 720-275976/1-A

Matrix: Solid

Analysis Batch: 276121

Client Sample ID: Method Blank

Prep Type: Total/NA

Prep Batch: 275976

Analyte	MB Result	MB Qualifier	RL	MDL	Unit	D	Prepared	Analyzed	Dil Fac
Aldrin	ND		2.0		ug/Kg		11/11/19 08:50	11/13/19 15:18	1
Dieldrin	ND		2.0		ug/Kg		11/11/19 08:50	11/13/19 15:18	1
Endrin aldehyde	ND		2.0		ug/Kg		11/11/19 08:50	11/13/19 15:18	1
Endrin	ND		2.0		ug/Kg		11/11/19 08:50	11/13/19 15:18	1
Endrin ketone	ND		2.0		ug/Kg		11/11/19 08:50	11/13/19 15:18	1
Heptachlor	ND		2.0		ug/Kg		11/11/19 08:50	11/13/19 15:18	1
Heptachlor epoxide	ND		2.0		ug/Kg		11/11/19 08:50	11/13/19 15:18	1
4,4'-DDT	ND		2.0		ug/Kg		11/11/19 08:50	11/13/19 15:18	1
4,4'-DDE	ND		2.0		ug/Kg		11/11/19 08:50	11/13/19 15:18	1
4,4'-DDD	ND		2.0		ug/Kg		11/11/19 08:50	11/13/19 15:18	1
Endosulfan I	ND		2.0		ug/Kg		11/11/19 08:50	11/13/19 15:18	1
Endosulfan II	ND		2.0		ug/Kg		11/11/19 08:50	11/13/19 15:18	1
alpha-BHC	ND		2.0		ug/Kg		11/11/19 08:50	11/13/19 15:18	1
beta-BHC	ND		2.0		ug/Kg		11/11/19 08:50	11/13/19 15:18	1
gamma-BHC (Lindane)	ND		2.0		ug/Kg		11/11/19 08:50	11/13/19 15:18	1
delta-BHC	ND		2.0		ug/Kg		11/11/19 08:50	11/13/19 15:18	1
Endosulfan sulfate	ND		2.0		ug/Kg		11/11/19 08:50	11/13/19 15:18	1
Methoxychlor	ND		2.0		ug/Kg		11/11/19 08:50	11/13/19 15:18	1
Toxaphene	ND		40		ug/Kg		11/11/19 08:50	11/13/19 15:18	1
Chlordane (technical)	ND		40		ug/Kg		11/11/19 08:50	11/13/19 15:18	1
cis-Chlordane	ND		2.0		ug/Kg		11/11/19 08:50	11/13/19 15:18	1
trans-Chlordane	ND		2.0		ug/Kg		11/11/19 08:50	11/13/19 15:18	1
Surrogate	MB %Recovery	MB Qualifier	Limits				Prepared	Analyzed	Dil Fac
Tetrachloro-m-xylene	86		21 - 145				11/11/19 08:50	11/13/19 15:18	1
DCB Decachlorobiphenyl	102		21 - 136				11/11/19 08:50	11/13/19 15:18	1

Eurofins TestAmerica, Pleasanton

QC Sample Results

Client: Cornerstone Earth Group
Project/Site: Meridian, Parkmoor, and Race St

Job ID: 720-95966-1

Method: 8081A - Organochlorine Pesticides (GC) (Continued)

Lab Sample ID: LCS 720-275976/2-A

Matrix: Solid

Analysis Batch: 276121

Client Sample ID: Lab Control Sample

Prep Type: Total/NA

Prep Batch: 275976

Analyte	Spike Added	LCS Result	LCS Qualifier	Unit	D	%Rec	%Rec. Limits
Aldrin	16.7	12.1		ug/Kg		73	65 - 120
Dieldrin	16.7	15.4		ug/Kg		93	72 - 120
Endrin aldehyde	16.7	17.3		ug/Kg		104	68 - 120
Endrin	16.7	15.2		ug/Kg		91	68 - 120
Endrin ketone	16.7	15.6		ug/Kg		94	75 - 136
Heptachlor	16.7	15.2		ug/Kg		91	69 - 120
Heptachlor epoxide	16.7	15.5		ug/Kg		93	68 - 120
4,4'-DDT	16.7	15.3		ug/Kg		92	63 - 127
4,4'-DDE	16.7	15.2		ug/Kg		91	76 - 126
4,4'-DDD	16.7	15.5		ug/Kg		93	75 - 128
Endosulfan I	16.7	16.2		ug/Kg		97	62 - 120
Endosulfan II	16.7	16.5		ug/Kg		99	65 - 120
alpha-BHC	16.7	14.5		ug/Kg		87	46 - 122
beta-BHC	16.7	15.6		ug/Kg		94	78 - 136
gamma-BHC (Lindane)	16.7	15.4		ug/Kg		92	72 - 120
delta-BHC	16.7	14.4		ug/Kg		86	43 - 125
Endosulfan sulfate	16.7	16.3		ug/Kg		98	72 - 121
Methoxychlor	16.7	17.1		ug/Kg		102	71 - 132
cis-Chlordane	16.7	15.0		ug/Kg		90	70 - 120
trans-Chlordane	16.7	14.8		ug/Kg		89	68 - 120

Surrogate	LCS %Recovery	LCS Qualifier	Limits
Tetrachloro-m-xylene	84		21 - 145
DCB Decachlorobiphenyl	102		21 - 136

Lab Sample ID: 720-95939-A-1-C MS

Matrix: Solid

Analysis Batch: 276121

Client Sample ID: Matrix Spike

Prep Type: Total/NA

Prep Batch: 275976

Analyte	Sample Result	Sample Qualifier	Spike Added	MS Result	MS Qualifier	Unit	D	%Rec	%Rec. Limits
Aldrin	ND		16.2	10.7		ug/Kg		66	53 - 120
Dieldrin	ND		16.2	12.8		ug/Kg		71	46 - 130
Endrin aldehyde	ND		16.2	8.33		ug/Kg		51	40 - 120
Endrin	ND		16.2	10.6		ug/Kg		66	32 - 143
Endrin ketone	ND	F1 F2	16.2	8.36	p	ug/Kg		52	40 - 120
Heptachlor	ND		16.2	12.3		ug/Kg		76	52 - 120
Heptachlor epoxide	ND		16.2	11.7		ug/Kg		72	40 - 120
4,4'-DDT	7.9		16.2	20.7		ug/Kg		79	17 - 144
4,4'-DDE	85		16.2	95.3	4	ug/Kg		63	40 - 120
4,4'-DDD	12		16.2	22.3		ug/Kg		62	40 - 120
Endosulfan I	ND		16.2	11.5		ug/Kg		71	40 - 120
Endosulfan II	ND		16.2	10.3		ug/Kg		64	40 - 120
alpha-BHC	ND		16.2	11.3		ug/Kg		70	40 - 120
beta-BHC	ND		16.2	8.66		ug/Kg		53	40 - 120
gamma-BHC (Lindane)	ND		16.2	12.2		ug/Kg		75	58 - 120
delta-BHC	ND		16.2	8.55		ug/Kg		53	40 - 120
Endosulfan sulfate	ND		16.2	9.72		ug/Kg		60	40 - 120
Methoxychlor	ND	F1 F2	16.2	11.1	p	ug/Kg		69	40 - 120

Eurofins TestAmerica, Pleasanton

QC Sample Results

Client: Cornerstone Earth Group
Project/Site: Meridian, Parkmoor, and Race St

Job ID: 720-95966-1

Method: 8081A - Organochlorine Pesticides (GC) (Continued)

Lab Sample ID: 720-95939-A-1-C MS

Matrix: Solid

Analysis Batch: 276121

Client Sample ID: Matrix Spike

Prep Type: Total/NA

Prep Batch: 275976

Analyte	Sample Result	Sample Qualifier	Spike Added	MS Result	MS Qualifier	Unit	D	%Rec	%Rec. Limits
cis-Chlordane	3.9	p	16.2	15.5		ug/Kg		72	40 - 120
trans-Chlordane	6.3		16.2	17.8		ug/Kg		71	40 - 120
Surrogate	MS %Recovery	MS Qualifier	Limits						
Tetrachloro-m-xylene	74		21 - 145						
DCB Decachlorobiphenyl	71		21 - 136						

Lab Sample ID: 720-95939-A-1-D MSD

Matrix: Solid

Analysis Batch: 276121

Client Sample ID: Matrix Spike Duplicate

Prep Type: Total/NA

Prep Batch: 275976

Analyte	Sample Result	Sample Qualifier	Spike Added	MSD Result	MSD Qualifier	Unit	D	%Rec	%Rec. Limits	RPD	RPD Limit
Aldrin	ND		16.2	10.9		ug/Kg		68	53 - 120	2	20
Dieldrin	ND		16.2	13.2		ug/Kg		74	46 - 130	4	20
Endrin aldehyde	ND		16.2	8.83		ug/Kg		55	40 - 120	6	20
Endrin	ND		16.2	11.0		ug/Kg		68	32 - 143	3	20
Endrin ketone	ND	F1 F2	16.2	7.87	p	ug/Kg		49	40 - 120	6	20
Heptachlor	ND		16.2	12.7		ug/Kg		78	52 - 120	3	20
Heptachlor epoxide	ND		16.2	11.9		ug/Kg		74	40 - 120	2	20
4,4'-DDT	7.9		16.2	19.5		ug/Kg		72	17 - 144	6	20
4,4'-DDE	85		16.2	108	4	ug/Kg		141	40 - 120	12	20
4,4'-DDD	12		16.2	25.7		ug/Kg		83	40 - 120	14	20
Endosulfan I	ND		16.2	11.9		ug/Kg		74	40 - 120	3	20
Endosulfan II	ND		16.2	10.8		ug/Kg		67	40 - 120	4	30
alpha-BHC	ND		16.2	11.4		ug/Kg		70	40 - 120	1	20
beta-BHC	ND		16.2	8.33		ug/Kg		52	40 - 120	4	20
gamma-BHC (Lindane)	ND		16.2	12.2		ug/Kg		76	58 - 120	0	20
delta-BHC	ND		16.2	8.43		ug/Kg		52	40 - 120	1	20
Endosulfan sulfate	ND		16.2	9.41		ug/Kg		58	40 - 120	3	20
Methoxychlor	ND	F1 F2	16.2	10.6		ug/Kg		66	40 - 120	5	20
cis-Chlordane	3.9	p	16.2	16.5		ug/Kg		78	40 - 120	6	20
trans-Chlordane	6.3		16.2	18.7		ug/Kg		77	40 - 120	5	20
Surrogate	MSD %Recovery	MSD Qualifier	Limits								
Tetrachloro-m-xylene	75		21 - 145								
DCB Decachlorobiphenyl	57	p	21 - 136								

Method: 6010B - Metals (ICP)

Lab Sample ID: MB 720-275925/1-A

Matrix: Solid

Analysis Batch: 276072

Client Sample ID: Method Blank

Prep Type: Total/NA

Prep Batch: 275925

Analyte	MB Result	MB Qualifier	RL	MDL	Unit	D	Prepared	Analyzed	Dil Fac
Antimony	ND		0.50		mg/Kg		11/08/19 14:59	11/12/19 12:17	1
Arsenic	ND		1.0		mg/Kg		11/08/19 14:59	11/12/19 12:17	1
Barium	ND		0.50		mg/Kg		11/08/19 14:59	11/12/19 12:17	1
Beryllium	ND		0.10		mg/Kg		11/08/19 14:59	11/12/19 12:17	1

Eurofins TestAmerica, Pleasanton

QC Sample Results

Client: Cornerstone Earth Group
Project/Site: Meridian, Parkmoor, and Race St

Job ID: 720-95966-1

Method: 6010B - Metals (ICP) (Continued)

Lab Sample ID: MB 720-275925/1-A

Matrix: Solid

Analysis Batch: 276072

Client Sample ID: Method Blank

Prep Type: Total/NA

Prep Batch: 275925

Analyte	MB Result	MB Qualifier	RL	MDL	Unit	D	Prepared	Analyzed	Dil Fac
Cadmium	ND		0.13		mg/Kg		11/08/19 14:59	11/12/19 12:17	1
Chromium	ND		0.50		mg/Kg		11/08/19 14:59	11/12/19 12:17	1
Cobalt	ND		0.20		mg/Kg		11/08/19 14:59	11/12/19 12:17	1
Copper	ND		1.5		mg/Kg		11/08/19 14:59	11/12/19 12:17	1
Lead	ND		0.50		mg/Kg		11/08/19 14:59	11/12/19 12:17	1
Molybdenum	ND		0.50		mg/Kg		11/08/19 14:59	11/12/19 12:17	1
Nickel	ND		0.50		mg/Kg		11/08/19 14:59	11/12/19 12:17	1
Selenium	ND		1.0		mg/Kg		11/08/19 14:59	11/12/19 12:17	1
Silver	ND		0.25		mg/Kg		11/08/19 14:59	11/12/19 12:17	1
Thallium	ND		0.50		mg/Kg		11/08/19 14:59	11/12/19 12:17	1
Vanadium	ND		0.50		mg/Kg		11/08/19 14:59	11/12/19 12:17	1
Zinc	ND		1.5		mg/Kg		11/08/19 14:59	11/12/19 12:17	1

Lab Sample ID: LCS 720-275925/2-A

Matrix: Solid

Analysis Batch: 276072

Client Sample ID: Lab Control Sample

Prep Type: Total/NA

Prep Batch: 275925

Analyte	Spike Added	LCS Result	LCS Qualifier	Unit	D	%Rec	%Rec. Limits
Antimony	50.0	48.9		mg/Kg		98	80 - 120
Arsenic	50.0	50.0		mg/Kg		100	80 - 120
Barium	50.0	49.8		mg/Kg		100	80 - 120
Beryllium	50.0	49.6		mg/Kg		99	80 - 120
Cadmium	50.0	49.8		mg/Kg		100	80 - 120
Chromium	50.0	51.2		mg/Kg		102	80 - 120
Cobalt	50.0	50.7		mg/Kg		101	80 - 120
Copper	50.0	51.0		mg/Kg		102	80 - 120
Lead	50.0	47.2		mg/Kg		94	80 - 120
Molybdenum	50.0	50.5		mg/Kg		101	80 - 120
Nickel	50.0	51.5		mg/Kg		103	80 - 120
Selenium	50.0	49.4		mg/Kg		99	80 - 120
Silver	25.0	24.3		mg/Kg		97	80 - 120
Thallium	50.0	51.3		mg/Kg		103	80 - 120
Vanadium	50.0	49.0		mg/Kg		98	80 - 120
Zinc	50.0	49.3		mg/Kg		99	80 - 120

Lab Sample ID: 720-95951-A-1-E MS

Matrix: Solid

Analysis Batch: 276072

Client Sample ID: Matrix Spike

Prep Type: Total/NA

Prep Batch: 275925

Analyte	Sample Result	Sample Qualifier	Spike Added	MS Result	MS Qualifier	Unit	D	%Rec	%Rec. Limits
Antimony	ND	F1	49.0	12.1	F1	mg/Kg		25	75 - 125
Arsenic	ND		49.0	54.0		mg/Kg		108	75 - 125
Barium	230		49.0	423	4	mg/Kg		400	75 - 125
Beryllium	ND		49.0	55.6		mg/Kg		114	75 - 125
Cadmium	ND		49.0	52.5		mg/Kg		107	75 - 125
Chromium	15	F1	49.0	79.0	F1	mg/Kg		130	75 - 125
Cobalt	9.9		49.0	67.3		mg/Kg		117	75 - 125
Copper	7.1		49.0	67.2		mg/Kg		123	75 - 125
Lead	4.2		49.0	53.8		mg/Kg		101	75 - 125

Eurofins TestAmerica, Pleasanton

QC Sample Results

Client: Cornerstone Earth Group
Project/Site: Meridian, Parkmoor, and Race St

Job ID: 720-95966-1

Method: 6010B - Metals (ICP) (Continued)

Lab Sample ID: 720-95951-A-1-E MS

Matrix: Solid

Analysis Batch: 276072

Client Sample ID: Matrix Spike

Prep Type: Total/NA

Prep Batch: 275925

Analyte	Sample Result	Sample Qualifier	Spike Added	MS Result	MS Qualifier	Unit	D	%Rec	%Rec. Limits
Molybdenum	ND		49.0	51.5		mg/Kg		105	75 - 125
Nickel	5.1		49.0	61.4		mg/Kg		115	75 - 125
Selenium	ND		49.0	53.2		mg/Kg		105	75 - 125
Silver	ND		24.5	25.7		mg/Kg		105	75 - 125
Thallium	ND		49.0	50.6		mg/Kg		103	75 - 125
Vanadium	39	F1	49.0	114	F1	mg/Kg		153	75 - 125
Zinc	37	F1	49.0	106	F1	mg/Kg		140	75 - 125

Lab Sample ID: 720-95951-A-1-F MSD

Matrix: Solid

Analysis Batch: 276072

Client Sample ID: Matrix Spike Duplicate

Prep Type: Total/NA

Prep Batch: 275925

Analyte	Sample Result	Sample Qualifier	Spike Added	MSD Result	MSD Qualifier	Unit	D	%Rec	%Rec. Limits	RPD	RPD Limit
Antimony	ND	F1	49.5	12.7	F1	mg/Kg		26	75 - 125	5	20
Arsenic	ND		49.5	55.9		mg/Kg		111	75 - 125	3	20
Barium	230		49.5	428	4	mg/Kg		407	75 - 125	1	20
Beryllium	ND		49.5	56.1		mg/Kg		113	75 - 125	1	20
Cadmium	ND		49.5	52.6		mg/Kg		106	75 - 125	0	20
Chromium	15	F1	49.5	79.9	F1	mg/Kg		130	75 - 125	1	20
Cobalt	9.9		49.5	67.7		mg/Kg		117	75 - 125	1	20
Copper	7.1		49.5	67.7		mg/Kg		122	75 - 125	1	20
Lead	4.2		49.5	53.2		mg/Kg		99	75 - 125	1	20
Molybdenum	ND		49.5	51.6		mg/Kg		104	75 - 125	0	20
Nickel	5.1		49.5	61.3		mg/Kg		114	75 - 125	0	20
Selenium	ND		49.5	54.2		mg/Kg		106	75 - 125	2	20
Silver	ND		24.8	25.7		mg/Kg		104	75 - 125	0	20
Thallium	ND		49.5	50.2		mg/Kg		101	75 - 125	1	20
Vanadium	39	F1	49.5	115	F1	mg/Kg		155	75 - 125	1	20
Zinc	37	F1	49.5	107	F1	mg/Kg		140	75 - 125	0	20

Method: 7471A - Mercury (CVAA)

Lab Sample ID: MB 720-275916/1-A

Matrix: Solid

Analysis Batch: 276222

Client Sample ID: Method Blank

Prep Type: Total/NA

Prep Batch: 275916

Analyte	MB Result	MB Qualifier	RL	MDL	Unit	D	Prepared	Analyzed	Dil Fac
Mercury	ND		0.017		mg/Kg		11/08/19 12:45	11/14/19 13:37	1

Lab Sample ID: LCS 720-275916/2-A

Matrix: Solid

Analysis Batch: 276222

Client Sample ID: Lab Control Sample

Prep Type: Total/NA

Prep Batch: 275916

Analyte	Spike Added	LCS Result	LCS Qualifier	Unit	D	%Rec	%Rec. Limits
Mercury	0.833	0.780		mg/Kg		94	80 - 120

QC Sample Results

Client: Cornerstone Earth Group
Project/Site: Meridian, Parkmoor, and Race St

Job ID: 720-95966-1

Method: 7471A - Mercury (CVAA) (Continued)

Lab Sample ID: 720-95953-A-1-G MS

Matrix: Solid

Analysis Batch: 276222

Client Sample ID: Matrix Spike

Prep Type: Total/NA

Prep Batch: 275916

Analyte	Sample Result	Sample Qualifier	Spike Added	MS Result	MS Qualifier	Unit	D	%Rec	%Rec. Limits
Mercury	ND		0.769	0.677		mg/Kg		88	75 - 125

Lab Sample ID: 720-95953-A-1-H MSD

Matrix: Solid

Analysis Batch: 276222

Client Sample ID: Matrix Spike Duplicate

Prep Type: Total/NA

Prep Batch: 275916

Analyte	Sample Result	Sample Qualifier	Spike Added	MSD Result	MSD Qualifier	Unit	D	%Rec	%Rec. Limits	RPD	RPD Limit
Mercury	ND		0.769	0.662		mg/Kg		86	75 - 125	2	20

QC Association Summary

Client: Cornerstone Earth Group
Project/Site: Meridian, Parkmoor, and Race St

Job ID: 720-95966-1

GC/MS VOA

Analysis Batch: 276014

Lab Sample ID	Client Sample ID	Prep Type	Matrix	Method	Prep Batch
720-95966-1	EB-2	Total/NA	Water	8260B/CA_LUFT MS	
720-95966-2	EB-1	Total/NA	Water	8260B/CA_LUFT MS	
MB 720-276014/9	Method Blank	Total/NA	Water	8260B/CA_LUFT MS	
LCS 720-276014/4	Lab Control Sample	Total/NA	Water	8260B/CA_LUFT MS	
LCS 720-276014/6	Lab Control Sample	Total/NA	Water	8260B/CA_LUFT MS	
LCSD 720-276014/5	Lab Control Sample Dup	Total/NA	Water	8260B/CA_LUFT MS	
LCSD 720-276014/7	Lab Control Sample Dup	Total/NA	Water	8260B/CA_LUFT MS	
720-95852-A-1 MS	Matrix Spike	Total/NA	Water	8260B/CA_LUFT MS	
720-95852-A-1 MSD	Matrix Spike Duplicate	Total/NA	Water	8260B/CA_LUFT MS	

GC Semi VOA

Prep Batch: 275856

Lab Sample ID	Client Sample ID	Prep Type	Matrix	Method	Prep Batch
720-95966-1	EB-2	Silica Gel Cleanup	Water	3510C SGC	
720-95966-2	EB-1	Silica Gel Cleanup	Water	3510C SGC	
MB 720-275856/1-A	Method Blank	Silica Gel Cleanup	Water	3510C SGC	
LCS 720-275856/2-A	Lab Control Sample	Silica Gel Cleanup	Water	3510C SGC	
LCSD 720-275856/3-A	Lab Control Sample Dup	Silica Gel Cleanup	Water	3510C SGC	

Prep Batch: 275976

Lab Sample ID	Client Sample ID	Prep Type	Matrix	Method	Prep Batch
720-95966-3	EB-1 (0-0.5)	Total/NA	Solid	3546	
720-95966-4	EB-1 (2.5-3)	Total/NA	Solid	3546	
720-95966-5	EB-8 (0.5-1)	Total/NA	Solid	3546	
720-95966-7	EB-8 (3-3.5)	Total/NA	Solid	3546	
720-95966-9	EB-7 (4-4.5)	Total/NA	Solid	3546	
720-95966-10	EB-7 (0.5-1)	Total/NA	Solid	3546	
MB 720-275976/1-A	Method Blank	Total/NA	Solid	3546	
LCS 720-275976/2-A	Lab Control Sample	Total/NA	Solid	3546	
720-95939-A-1-C MS	Matrix Spike	Total/NA	Solid	3546	
720-95939-A-1-D MSD	Matrix Spike Duplicate	Total/NA	Solid	3546	

Analysis Batch: 276030

Lab Sample ID	Client Sample ID	Prep Type	Matrix	Method	Prep Batch
720-95966-1	EB-2	Silica Gel Cleanup	Water	8015B	275856
720-95966-2	EB-1	Silica Gel Cleanup	Water	8015B	275856
MB 720-275856/1-A	Method Blank	Silica Gel Cleanup	Water	8015B	275856
LCS 720-275856/2-A	Lab Control Sample	Silica Gel Cleanup	Water	8015B	275856
LCSD 720-275856/3-A	Lab Control Sample Dup	Silica Gel Cleanup	Water	8015B	275856

Analysis Batch: 276041

Lab Sample ID	Client Sample ID	Prep Type	Matrix	Method	Prep Batch
720-95966-5	EB-8 (0.5-1)	Total/NA	Solid	8081A	275976
720-95966-7	EB-8 (3-3.5)	Total/NA	Solid	8081A	275976

Eurofins TestAmerica, Pleasanton

QC Association Summary

Client: Cornerstone Earth Group
Project/Site: Meridian, Parkmoor, and Race St

Job ID: 720-95966-1

GC Semi VOA (Continued)

Analysis Batch: 276041 (Continued)

Lab Sample ID	Client Sample ID	Prep Type	Matrix	Method	Prep Batch
720-95966-9	EB-7 (4-4.5)	Total/NA	Solid	8081A	275976
720-95966-10	EB-7 (0.5-1)	Total/NA	Solid	8081A	275976

Analysis Batch: 276121

Lab Sample ID	Client Sample ID	Prep Type	Matrix	Method	Prep Batch
720-95966-3	EB-1 (0-0.5)	Total/NA	Solid	8081A	275976
720-95966-4	EB-1 (2.5-3)	Total/NA	Solid	8081A	275976
MB 720-275976/1-A	Method Blank	Total/NA	Solid	8081A	275976
LCS 720-275976/2-A	Lab Control Sample	Total/NA	Solid	8081A	275976
720-95939-A-1-C MS	Matrix Spike	Total/NA	Solid	8081A	275976
720-95939-A-1-D MSD	Matrix Spike Duplicate	Total/NA	Solid	8081A	275976

Metals

Prep Batch: 275916

Lab Sample ID	Client Sample ID	Prep Type	Matrix	Method	Prep Batch
720-95966-3	EB-1 (0-0.5)	Total/NA	Solid	7471A	
720-95966-4	EB-1 (2.5-3)	Total/NA	Solid	7471A	
720-95966-5	EB-8 (0.5-1)	Total/NA	Solid	7471A	
720-95966-7	EB-8 (3-3.5)	Total/NA	Solid	7471A	
720-95966-9	EB-7 (4-4.5)	Total/NA	Solid	7471A	
720-95966-10	EB-7 (0.5-1)	Total/NA	Solid	7471A	
MB 720-275916/1-A	Method Blank	Total/NA	Solid	7471A	
LCS 720-275916/2-A	Lab Control Sample	Total/NA	Solid	7471A	
720-95953-A-1-G MS	Matrix Spike	Total/NA	Solid	7471A	
720-95953-A-1-H MSD	Matrix Spike Duplicate	Total/NA	Solid	7471A	

Prep Batch: 275925

Lab Sample ID	Client Sample ID	Prep Type	Matrix	Method	Prep Batch
720-95966-3	EB-1 (0-0.5)	Total/NA	Solid	3050B	
720-95966-4	EB-1 (2.5-3)	Total/NA	Solid	3050B	
720-95966-5	EB-8 (0.5-1)	Total/NA	Solid	3050B	
720-95966-7	EB-8 (3-3.5)	Total/NA	Solid	3050B	
720-95966-9	EB-7 (4-4.5)	Total/NA	Solid	3050B	
720-95966-10	EB-7 (0.5-1)	Total/NA	Solid	3050B	
MB 720-275925/1-A	Method Blank	Total/NA	Solid	3050B	
LCS 720-275925/2-A	Lab Control Sample	Total/NA	Solid	3050B	
720-95951-A-1-E MS	Matrix Spike	Total/NA	Solid	3050B	
720-95951-A-1-F MSD	Matrix Spike Duplicate	Total/NA	Solid	3050B	

Analysis Batch: 276072

Lab Sample ID	Client Sample ID	Prep Type	Matrix	Method	Prep Batch
720-95966-3	EB-1 (0-0.5)	Total/NA	Solid	6010B	275925
720-95966-4	EB-1 (2.5-3)	Total/NA	Solid	6010B	275925
720-95966-5	EB-8 (0.5-1)	Total/NA	Solid	6010B	275925
720-95966-7	EB-8 (3-3.5)	Total/NA	Solid	6010B	275925
720-95966-9	EB-7 (4-4.5)	Total/NA	Solid	6010B	275925
720-95966-10	EB-7 (0.5-1)	Total/NA	Solid	6010B	275925
MB 720-275925/1-A	Method Blank	Total/NA	Solid	6010B	275925
LCS 720-275925/2-A	Lab Control Sample	Total/NA	Solid	6010B	275925
720-95951-A-1-E MS	Matrix Spike	Total/NA	Solid	6010B	275925

Eurofins TestAmerica, Pleasanton

QC Association Summary

Client: Cornerstone Earth Group
Project/Site: Meridian, Parkmoor, and Race St

Job ID: 720-95966-1

Metals (Continued)

Analysis Batch: 276072 (Continued)

Lab Sample ID	Client Sample ID	Prep Type	Matrix	Method	Prep Batch
720-95951-A-1-F MSD	Matrix Spike Duplicate	Total/NA	Solid	6010B	275925

Analysis Batch: 276222

Lab Sample ID	Client Sample ID	Prep Type	Matrix	Method	Prep Batch
720-95966-3	EB-1 (0-0.5)	Total/NA	Solid	7471A	275916
720-95966-4	EB-1 (2.5-3)	Total/NA	Solid	7471A	275916
720-95966-5	EB-8 (0.5-1)	Total/NA	Solid	7471A	275916
720-95966-7	EB-8 (3-3.5)	Total/NA	Solid	7471A	275916
720-95966-9	EB-7 (4-4.5)	Total/NA	Solid	7471A	275916
720-95966-10	EB-7 (0.5-1)	Total/NA	Solid	7471A	275916
MB 720-275916/1-A	Method Blank	Total/NA	Solid	7471A	275916
LCS 720-275916/2-A	Lab Control Sample	Total/NA	Solid	7471A	275916
720-95953-A-1-G MS	Matrix Spike	Total/NA	Solid	7471A	275916
720-95953-A-1-H MSD	Matrix Spike Duplicate	Total/NA	Solid	7471A	275916

Lab Chronicle

Client: Cornerstone Earth Group
Project/Site: Meridian, Parkmoor, and Race St

Job ID: 720-95966-1

Client Sample ID: EB-2

Lab Sample ID: 720-95966-1

Date Collected: 11/07/19 08:30

Matrix: Water

Date Received: 11/07/19 15:30

Prep Type	Batch Type	Batch Method	Run	Dilution Factor	Batch Number	Prepared or Analyzed	Analyst	Lab
Total/NA	Analysis	8260B/CA_LUFTMS		1	276014	11/12/19 01:53	JRM	TAL PLS
Silica Gel Cleanup	Prep	3510C SGC			275856	11/07/19 21:35	BRR	TAL PLS
Silica Gel Cleanup	Analysis	8015B		1	276030	11/13/19 00:52	JXL	TAL PLS

Client Sample ID: EB-1

Lab Sample ID: 720-95966-2

Date Collected: 11/07/19 08:55

Matrix: Water

Date Received: 11/07/19 15:30

Prep Type	Batch Type	Batch Method	Run	Dilution Factor	Batch Number	Prepared or Analyzed	Analyst	Lab
Total/NA	Analysis	8260B/CA_LUFTMS		1	276014	11/12/19 02:19	JRM	TAL PLS
Silica Gel Cleanup	Prep	3510C SGC			275856	11/07/19 21:35	BRR	TAL PLS
Silica Gel Cleanup	Analysis	8015B		1	276030	11/13/19 01:21	JXL	TAL PLS

Client Sample ID: EB-1 (0-0.5)

Lab Sample ID: 720-95966-3

Date Collected: 11/07/19 09:23

Matrix: Solid

Date Received: 11/07/19 15:30

Prep Type	Batch Type	Batch Method	Run	Dilution Factor	Batch Number	Prepared or Analyzed	Analyst	Lab
Total/NA	Prep	3546			275976	11/11/19 08:50	JMM	TAL PLS
Total/NA	Analysis	8081A		1	276121	11/13/19 20:04	LRC	TAL PLS
Total/NA	Prep	3050B			275925	11/08/19 14:59	JAM	TAL PLS
Total/NA	Analysis	6010B		4	276072	11/12/19 13:24	BKR	TAL PLS
Total/NA	Prep	7471A			275916	11/08/19 12:45	MAG	TAL PLS
Total/NA	Analysis	7471A		1	276222	11/14/19 14:11	MAG	TAL PLS

Client Sample ID: EB-1 (2.5-3)

Lab Sample ID: 720-95966-4

Date Collected: 11/07/19 09:25

Matrix: Solid

Date Received: 11/07/19 15:30

Prep Type	Batch Type	Batch Method	Run	Dilution Factor	Batch Number	Prepared or Analyzed	Analyst	Lab
Total/NA	Prep	3546			275976	11/11/19 08:50	JMM	TAL PLS
Total/NA	Analysis	8081A		1	276121	11/13/19 20:23	LRC	TAL PLS
Total/NA	Prep	3050B			275925	11/08/19 14:59	JAM	TAL PLS
Total/NA	Analysis	6010B		4	276072	11/12/19 13:28	BKR	TAL PLS
Total/NA	Prep	7471A			275916	11/08/19 12:45	MAG	TAL PLS
Total/NA	Analysis	7471A		1	276222	11/14/19 14:13	MAG	TAL PLS

Client Sample ID: EB-8 (0.5-1)

Lab Sample ID: 720-95966-5

Date Collected: 11/07/19 10:23

Matrix: Solid

Date Received: 11/07/19 15:30

Prep Type	Batch Type	Batch Method	Run	Dilution Factor	Batch Number	Prepared or Analyzed	Analyst	Lab
Total/NA	Prep	3546			275976	11/11/19 08:50	JMM	TAL PLS
Total/NA	Analysis	8081A		1	276041	11/12/19 23:59	LRC	TAL PLS
Total/NA	Prep	3050B			275925	11/08/19 14:59	JAM	TAL PLS
Total/NA	Analysis	6010B		4	276072	11/12/19 13:33	BKR	TAL PLS

Eurofins TestAmerica, Pleasanton

Lab Chronicle

Client: Cornerstone Earth Group
Project/Site: Meridian, Parkmoor, and Race St

Job ID: 720-95966-1

Client Sample ID: EB-8 (0.5-1)

Lab Sample ID: 720-95966-5

Date Collected: 11/07/19 10:23

Matrix: Solid

Date Received: 11/07/19 15:30

Prep Type	Batch Type	Batch Method	Run	Dilution Factor	Batch Number	Prepared or Analyzed	Analyst	Lab
Total/NA	Prep	7471A			275916	11/08/19 12:45	MAG	TAL PLS
Total/NA	Analysis	7471A		1	276222	11/14/19 14:15	MAG	TAL PLS

Client Sample ID: EB-8 (3-3.5)

Lab Sample ID: 720-95966-7

Date Collected: 11/07/19 10:28

Matrix: Solid

Date Received: 11/07/19 15:30

Prep Type	Batch Type	Batch Method	Run	Dilution Factor	Batch Number	Prepared or Analyzed	Analyst	Lab
Total/NA	Prep	3546			275976	11/11/19 08:50	JMM	TAL PLS
Total/NA	Analysis	8081A		1	276041	11/13/19 00:18	LRC	TAL PLS
Total/NA	Prep	3050B			275925	11/08/19 14:59	JAM	TAL PLS
Total/NA	Analysis	6010B		4	276072	11/12/19 13:38	BKR	TAL PLS
Total/NA	Prep	7471A			275916	11/08/19 12:45	MAG	TAL PLS
Total/NA	Analysis	7471A		1	276222	11/14/19 14:22	MAG	TAL PLS

Client Sample ID: EB-7 (4-4.5)

Lab Sample ID: 720-95966-9

Date Collected: 11/07/19 10:39

Matrix: Solid

Date Received: 11/07/19 15:30

Prep Type	Batch Type	Batch Method	Run	Dilution Factor	Batch Number	Prepared or Analyzed	Analyst	Lab
Total/NA	Prep	3546			275976	11/11/19 08:50	JMM	TAL PLS
Total/NA	Analysis	8081A		1	276041	11/12/19 23:21	LRC	TAL PLS
Total/NA	Prep	3050B			275925	11/08/19 14:59	JAM	TAL PLS
Total/NA	Analysis	6010B		4	276072	11/12/19 13:42	BKR	TAL PLS
Total/NA	Prep	7471A			275916	11/08/19 12:45	MAG	TAL PLS
Total/NA	Analysis	7471A		1	276222	11/14/19 14:23	MAG	TAL PLS

Client Sample ID: EB-7 (0.5-1)

Lab Sample ID: 720-95966-10

Date Collected: 11/07/19 11:08

Matrix: Solid

Date Received: 11/07/19 15:30

Prep Type	Batch Type	Batch Method	Run	Dilution Factor	Batch Number	Prepared or Analyzed	Analyst	Lab
Total/NA	Prep	3546			275976	11/11/19 08:50	JMM	TAL PLS
Total/NA	Analysis	8081A		1	276041	11/12/19 23:40	LRC	TAL PLS
Total/NA	Prep	3050B			275925	11/08/19 14:59	JAM	TAL PLS
Total/NA	Analysis	6010B		4	276072	11/12/19 13:47	BKR	TAL PLS
Total/NA	Prep	7471A			275916	11/08/19 12:45	MAG	TAL PLS
Total/NA	Analysis	7471A		1	276222	11/14/19 14:25	MAG	TAL PLS

Laboratory References:

TAL PLS = Eurofins TestAmerica, Pleasanton, 1220 Quarry Lane, Pleasanton, CA 94566, TEL (925)484-1919

Eurofins TestAmerica, Pleasanton

Accreditation/Certification Summary

Client: Cornerstone Earth Group
Project/Site: Meridian, Parkmoor, and Race St

Job ID: 720-95966-1

Laboratory: Eurofins TestAmerica, Pleasanton

Unless otherwise noted, all analytes for this laboratory were covered under each accreditation/certification below.

Authority	Program	Identification Number	Expiration Date
California	State Program	2496	01-31-20

The following analytes are included in this report, but the laboratory is not certified by the governing authority. This list may include analytes for which the agency does not offer certification.

Analysis Method	Prep Method	Matrix	Analyte
-----------------	-------------	--------	---------

Method Summary

Client: Cornerstone Earth Group
Project/Site: Meridian, Parkmoor, and Race St

Job ID: 720-95966-1

Method	Method Description	Protocol	Laboratory
8260B/CA_LUFTM S	8260B / CA LUFT MS	SW846	TAL PLS
8015B	Diesel Range Organics (DRO) (GC)	SW846	TAL PLS
8081A	Organochlorine Pesticides (GC)	SW846	TAL PLS
6010B	Metals (ICP)	SW846	TAL PLS
7471A	Mercury (CVAA)	SW846	TAL PLS
3050B	Preparation, Metals	SW846	TAL PLS
3510C SGC	Liquid-Liquid Extraction (Separatory Funnel)	SW846	TAL PLS
3546	Microwave Extraction	SW846	TAL PLS
5030B	Purge and Trap	SW846	TAL PLS
7471A	Preparation, Mercury	SW846	TAL PLS

Protocol References:

SW846 = "Test Methods For Evaluating Solid Waste, Physical/Chemical Methods", Third Edition, November 1986 And Its Updates.

Laboratory References:

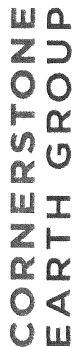
TAL PLS = Eurofins TestAmerica, Pleasanton, 1220 Quarry Lane, Pleasanton, CA 94566, TEL (925)484-1919

Sample Summary

Client: Cornerstone Earth Group
Project/Site: Meridian, Parkmoor, and Race St

Job ID: 720-95966-1

Lab Sample ID	Client Sample ID	Matrix	Collected	Received	Asset ID
720-95966-1	EB-2	Water	11/07/19 08:30	11/07/19 15:30	
720-95966-2	EB-1	Water	11/07/19 08:55	11/07/19 15:30	
720-95966-3	EB-1 (0-0.5)	Solid	11/07/19 09:23	11/07/19 15:30	
720-95966-4	EB-1 (2.5-3)	Solid	11/07/19 09:25	11/07/19 15:30	
720-95966-5	EB-8 (0.5-1)	Solid	11/07/19 10:23	11/07/19 15:30	
720-95966-7	EB-8 (3-3.5)	Solid	11/07/19 10:28	11/07/19 15:30	
720-95966-9	EB-7 (4-4.5)	Solid	11/07/19 10:39	11/07/19 15:30	
720-95966-10	EB-7 (0.5-1)	Solid	11/07/19 11:08	11/07/19 15:30	



Chain of Custody Record

720-95966

193302

Project Manager: Nick Brettner Tel/Fax: 408-655-3526		Site Sampler: Emily Holland Lab Contact: Afsaneh Salimpour		Date: 11/7/19 Lab: Test America		COC No: _____ of _____ COCs	
Analysis Turnaround Time TAT if different from Below <input type="checkbox"/> 1 week <input type="checkbox"/> 3 days <input type="checkbox"/> 2 days <input type="checkbox"/> 1 day		Filtered Sample		Laboratory's Sample Specific Notes:		Laboratory's Job No.	
Sample Identification		Sample Date	Sample Time	Sample Type	Matrix	# of Cont.	
EB-2	11/7	8:30	amber/VOAS	water		0	
EB-1		8:55	liner	soil		1	
EB-1 (d-o.s)		9:23					
EB-1 (2.5-3)		9:25					
EB-8 (0.5-1)		10:23					
EB-8 (1.5-2)		10:24					
EB-8 (3-3.5)		10:28					
EB-7 (1.5-2)		10:33					
EB-7 (4-4.5)		10:39					
EB-7 (0.5-1)		11:08					
Preservation Used: 1= Ice, 2= HCl, 3= H2SO4, 4= HNO3, 5= NaOH, 6= Other							
Possible Hazard Identification <input type="checkbox"/> Non-Hazard <input type="checkbox"/> Flammable <input type="checkbox"/> Skin Irritant <input type="checkbox"/> Poison B <input type="checkbox"/> Unknown							
Special Instructions/QC Requirements & Comments: If additional sample is needed, please use the liner. Please email results to: eholland@cornerstoneearth.com, nbrettner@cornerstoneearth.com, rhelm@cornerstoneearth.com							
Relinquished by: <u>W.A. Emily Holland</u>		Company: Cornerstone Earth Group		Date/Time: 11/7		Received by: <u>A. Pilsen</u>	
Relinquished by: <u>A. Pilsen</u>		Company: EPA/PLS		Date/Time: 11-7-19 15:30		Received by: <u>[Signature]</u>	
Relinquished by:		Company:		Date/Time:		Received by:	

3.2c

Login Sample Receipt Checklist

Client: Cornerstone Earth Group

Job Number: 720-95966-1


Login Number: 95966

List Source: Eurofins TestAmerica, Pleasanton

List Number: 1

Creator: Bullock, Tracy

Question	Answer	Comment
Radioactivity wasn't checked or is \leq background as measured by a survey meter.	N/A	
The cooler's custody seal, if present, is intact.	N/A	
Sample custody seals, if present, are intact.	N/A	
The cooler or samples do not appear to have been compromised or tampered with.	True	
Samples were received on ice.	True	
Cooler Temperature is acceptable.	True	
Cooler Temperature is recorded.	True	
COC is present.	True	
COC is filled out in ink and legible.	True	
COC is filled out with all pertinent information.	True	
Is the Field Sampler's name present on COC?	True	
There are no discrepancies between the containers received and the COC.	True	
Samples are received within Holding Time (excluding tests with immediate HTs)	True	
Sample containers have legible labels.	True	
Containers are not broken or leaking.	True	
Sample collection date/times are provided.	True	
Appropriate sample containers are used.	True	
Sample bottles are completely filled.	True	
Sample Preservation Verified.	N/A	
There is sufficient vol. for all requested analyses, incl. any requested MS/MSDs	True	
Containers requiring zero headspace have no headspace or bubble is $<6\text{mm}$ (1/4").	False	
Multiphasic samples are not present.	True	
Samples do not require splitting or compositing.	True	
Residual Chlorine Checked.	N/A	



ASBESTOS TEM LABORATORIES, INC.

CARB Method 435 Polarized Light Microscopy Analytical Report

Laboratory Job # 1206-00393

630 Bancroft Way
Berkeley, CA 94710
(510) 704-8930
FAX (510) 704-8429



ASBESTOS TEM LABORATORIES, INC

CA DPH ELAP
Lab No. 1866



NVLAP Lab Code: 101891-0
Berkeley, CA

Nov/15/2019

Emily Holland
Cornerstone Earth Group, Inc.
1259 Oakmead Parkway
Sunnyvale, CA 94085

RE: LABORATORY JOB # 1206-00393
Polarized light microscopy analytical results for 10 bulk sample(s).
Job Site: 118-107-2
Job No.: Meridian, Parkmoor, and Race Street

Enclosed please find the bulk material analytical results for one or more samples submitted for asbestos analysis. The analyses were performed in accordance with the California Air Resources Board (ARB) Method 435 for the determination of asbestos in serpentine aggregate samples.

Prior to analysis, samples are logged-in and all data pertinent to the sample recorded. The samples are checked for damage or disruption of any chain-of-custody seals. A unique laboratory ID number is assigned to each sample. A hard copy log-in sheet containing all pertinent information concerning the sample is generated. This and all other relevant paper work are kept with the sample throughout the analytical procedures to assure proper analysis.

Sample preparation follows a standard CARB 435 prep method. The entire sample is dried at 135-150 C and then crushed to ~3/8" gravel size using a Bico Chipmunk crusher. If the submitted sample is >1 pint, the sample was split using a 1/2" riffle splitter following ASTM Method C-702-98 to obtain a 1 pint aliquot. The entire 1 pint aliquot, or entire original sample, is then pulverized in a Bico Braun disc pulverizer calibrated to produce a nominal 200 mesh final product. If necessary, additional homogenization steps are undertaken using a 3/8" riffle splitter. Small aliquots are collected from throughout the pulverized material to create three separate microscope slide mounts containing the appropriate refractive index oil. The prepared slides are placed under a polarizing light microscope where standard mineralogical techniques are used to analyze the various materials present, including asbestos. If asbestos is identified and of less than 10% concentration by visual area estimate then an additional five sample mounts are prepared. Quantification of asbestos concentration is obtained using the standard CAL ARB Method 435 point count protocol. For samples observed to contain visible asbestos of less than 10% concentration, a point counting technique is used with 50 points counted on each of eight sample mounts for a total of 400 points. The data is then compiled into standard report format and subjected to a thorough quality assurance check before the information is released to the client.

While the CARB 435 method has much to commend it, there are a number of situations where it fails to provide sufficient accuracy to make a definitive determination of the presence/absence of asbestos and/or an accurate count of the asbestos concentration present in a given sample. These problems include, but are not limited to, 1) statistical uncertainty with samples containing <1% asbestos when too few particles are counted, 2) definitive identification and discrimination between various fibrous amphibole minerals such as tremolite/actinolite/hornblende and the "Libby amphiboles" such as tremolite/winchite/richterite/arfvedsonite, and C) small asbestiform fibers which are near or below the resolution limit of the PLM microscope such as those found in various California coast range serpentine bodies. In these cases, further analysis by transmission electron microscopy is recommended to obtain a more accurate result.

Sincerely Yours,

Lab Manager
ASBESTOS TEM LABORATORIES, INC.

--- These results relate only to the samples tested and must not be reproduced, except in full, without the approval of the laboratory. ---

POLARIZED LIGHT MICROSCOPY CARB 435 ANALYTICAL REPORT

Page: 1 of

Contact: Emily Holland Address: Cornerstone Earth Group, Inc. 1259 Oakmead Parkway Sunnyvale, CA 94085	Samples Submitted: 14 Samples Analyzed: 10 Job Site / No. Meridian, Parkmoor, and Race Street 118-107-2	Report No. 367100 Date Submitted: Nov-08-19 Date Reported: Nov-15-19
---	--	---

SAMPLE ID	POINTS COUNTED	% ASBESTOS TYPE	LOCATION / DESCRIPTION
EB-4(0.5-1)		<0.25% None Detected	
Lab ID # 1206-00393-001	400 - Total Points		No Asbestos Detected
EB-4(2.5-3)		<0.25% None Detected	
Lab ID # 1206-00393-002	400 - Total Points		No Asbestos Detected
EB-4(4.5-5)			HOLD SAMPLE
Lab ID # 1206-00393-003	- Total Points		
EB-2(0.5-1)		<0.25% None Detected	
Lab ID # 1206-00393-004	400 - Total Points		No Asbestos Detected
EB-2(2.5-3)		<0.25% None Detected	
Lab ID # 1206-00393-005	400 - Total Points		No Asbestos Detected
EB-2(4.5-5)			HOLD SAMPLE
Lab ID # 1206-00393-006	- Total Points		
EB-3(0-0.5)		<0.25% Chrysotile	
Lab ID # 1206-00393-007	400 - Total Points		Trace Chrysotile fibers observed.
EB-3(2.5-3)		<0.25% None Detected	
Lab ID # 1206-00393-008	400 - Total Points		No Asbestos Detected
EB-9(0-0.5)			HOLD SAMPLE
Lab ID # 1206-00393-009	- Total Points		
EB-9(2-2.5)			HOLD SAMPLE
Lab ID # 1206-00393-010	- Total Points		

QC Reviewer 

Analys 

POLARIZED LIGHT MICROSCOPY CARB 435 ANALYTICAL REPORT

Page: 2 of

Contact: Emily Holland	Samples Submitted: 14	Report No. 367100
Address: Cornerstone Earth Group, Inc. 1259 Oakmead Parkway Sunnyvale, CA 94085	Samples Analyzed: 10	Date Submitted: Nov-08-19
	Job Site / No. Meridian, Parkmoor, and Race Street 118-107-2	Date Reported: Nov-15-19

SAMPLE ID	ASBESTOS		LOCATION / DESCRIPTION
	POINTS COUNTED	% TYPE	
EB-5(0.5-1)	<0.25% None Detected		No Asbestos Detected
Lab ID # 1206-00393-011	400 - Total Points		
EB-5(3-3.5)	<0.25% None Detected		No Asbestos Detected
Lab ID # 1206-00393-012	400 - Total Points		
EB-6(0-0.5)	6	1.5 % Chrysotile	Chrysotile fibers observed.
Lab ID # 1206-00393-013	400 - Total Points		
EB-6(3-3.5)	<0.25% Chrysoitle		Trace Chrysotile fibers observed.
Lab ID # 1206-00393-014	400 - Total Points		
Lab ID #	- Total Points		
Lab ID #	- Total Points		
Lab ID #	- Total Points		
Lab ID #	- Total Points		
Lab ID #	- Total Points		
Lab ID #	- Total Points		


QC Reviewer 

Analys 



CALIFORNIA: 600 Bancroft Way, Suite A, Berkeley, CA 94710 Phone (510) 704-8930 Fax (510) 704-8429
NEVADA: 1350 Freeport Blvd. #104, Sparks, NV 89431 Phone (775) 359-3377 Fax (775) 359-2798
You may also email this chain of custody to coc@asbestostemlabs.com
*** denotes required field**

**** Any special instructions, RUSH results or Custom Analysis, you must clarify these specifications AND, of more importance, contact us here at ATEM ahead of time to manage scheduling to meet your requests. Drop off and processing of samples after hours cannot be accommodated without proper notification from you, and confirmation by ATEM staff.**



ASBESTOS TEM LABORATORIES, INC.

CARB Method 435 Polarized Light Microscopy Analytical Report

Laboratory Job # 1206-00394

630 Bancroft Way
Berkeley, CA 94710
(510) 704-8930
FAX (510) 704-8429



ASBESTOS TEM LABORATORIES, INC

CA DPH ELAP
Lab No. 1866



NVLAP Lab Code: 101891-0
Berkeley, CA

Nov/15/2019

Emily Holland
Cornerstone Earth Group, Inc.
1259 Oakmead Parkway
Sunnyvale, CA 94085

RE: LABORATORY JOB # 1206-00394
Polarized light microscopy analytical results for 6 bulk sample(s).
Job Site: 118-107-2
Job No.: Meridian, Parkmoor, and Race Street

Enclosed please find the bulk material analytical results for one or more samples submitted for asbestos analysis. The analyses were performed in accordance with the California Air Resources Board (ARB) Method 435 for the determination of asbestos in serpentine aggregate samples.

Prior to analysis, samples are logged-in and all data pertinent to the sample recorded. The samples are checked for damage or disruption of any chain-of-custody seals. A unique laboratory ID number is assigned to each sample. A hard copy log-in sheet containing all pertinent information concerning the sample is generated. This and all other relevant paper work are kept with the sample throughout the analytical procedures to assure proper analysis.

Sample preparation follows a standard CARB 435 prep method. The entire sample is dried at 135-150 C and then crushed to ~3/8" gravel size using a Bico Chipmunk crusher. If the submitted sample is >1 pint, the sample was split using a 1/2" riffle splitter following ASTM Method C-702-98 to obtain a 1 pint aliquot. The entire 1 pint aliquot, or entire original sample, is then pulverized in a Bico Braun disc pulverizer calibrated to produce a nominal 200 mesh final product. If necessary, additional homogenization steps are undertaken using a 3/8" riffle splitter. Small aliquots are collected from throughout the pulverized material to create three separate microscope slide mounts containing the appropriate refractive index oil. The prepared slides are placed under a polarizing light microscope where standard mineralogical techniques are used to analyze the various materials present, including asbestos. If asbestos is identified and of less than 10% concentration by visual area estimate then an additional five sample mounts are prepared. Quantification of asbestos concentration is obtained using the standard CAL ARB Method 435 point count protocol. For samples observed to contain visible asbestos of less than 10% concentration, a point counting technique is used with 50 points counted on each of eight sample mounts for a total of 400 points. The data is then compiled into standard report format and subjected to a thorough quality assurance check before the information is released to the client.

While the CARB 435 method has much to commend it, there are a number of situations where it fails to provide sufficient accuracy to make a definitive determination of the presence/absence of asbestos and/or an accurate count of the asbestos concentration present in a given sample. These problems include, but are not limited to, 1) statistical uncertainty with samples containing <1% asbestos when too few particles are counted, 2) definitive identification and discrimination between various fibrous amphibole minerals such as tremolite/actinolite/hornblende and the "Libby amphiboles" such as tremolite/winchite/richterite/arfvedsonite, and C) small asbestiform fibers which are near or below the resolution limit of the PLM microscope such as those found in various California coast range serpentine bodies. In these cases, further analysis by transmission electron microscopy is recommended to obtain a more accurate result.

Sincerely Yours,

Lab Manager
ASBESTOS TEM LABORATORIES, INC.

--- These results relate only to the samples tested and must not be reproduced, except in full, without the approval of the laboratory. ---

POLARIZED LIGHT MICROSCOPY CARB 435 ANALYTICAL REPORT

Page: 1 of

Contact: Emily Holland	Samples Submitted: 8	Report No. 367102
Address: Cornerstone Earth Group, Inc. 1259 Oakmead Parkway Sunnyvale, CA 94085	Samples Analyzed: 6	Date Submitted: Nov-08-19
	Job Site / No. Meridian, Parkmoor, and Race Street 118-107-2	Date Reported: Nov-15-19

SAMPLE ID	ASBESTOS		LOCATION / DESCRIPTION
	POINTS COUNTED	% TYPE	
EB-1(0-0.5)	<0.25% None Detected		No Asbestos Detected
Lab ID # 1206-00394-001	400 - Total Points		
EB-1(2.5-3)	<0.25% None Detected		No Asbestos Detected
Lab ID # 1206-00394-002	400 - Total Points		
EB-7(0.5-1)	<0.25% None Detected		No Asbestos Detected
Lab ID # 1206-00394-003	400 - Total Points		
EB-7(1.5-2)			HOLD SAMPLE
Lab ID # 1206-00394-004	- Total Points		
EB-7(4-4.5)	<0.25% None Detected		No Asbestos Detected
Lab ID # 1206-00394-005	400 - Total Points		
EB-8(0.5-1)	<0.25% None Detected		No Asbestos Detected
Lab ID # 1206-00394-006	400 - Total Points		
EB-8(1.5-2)			HOLD SAMPLE
Lab ID # 1206-00394-007	- Total Points		
EB-8(3-3.5)	<0.25% None Detected		No Asbestos Detected
Lab ID # 1206-00394-008	400 - Total Points		
Lab ID #	- Total Points		
Lab ID #	- Total Points		

QC Reviewer 

Analys 



ASBESTOS TEM LABORATORIES CHAIN OF CUSTODY

CALIFORNIA: 600 Bancroft Way, Suite A, Berkeley, CA 94710 Phone (510) 704-8930 Fax (510) 704-8429
NEVADA: 1350 Freeport Blvd. #104, Sparks, NV 89431 Phone (775) 359-3377 Fax (775) 359-2798
You may also email this chain of custody to cac@asbestostemplabs.com
* denotes required field

Company: Comerstone Earth Group		Contact: * Emily Holland		Phone: * 408-568-8743		Email: * eholland@comerstoneearth.com	
Address: * 1259 Oakmead Parkway		City: * Sunnyvale		State: * CA		Zip: 95085	
Job Site: * Meridian, Parkmoor, and Race Street		Job #: 118-107-2		PO #:		Email: nbretnier@comerstoneearth.com	
Reporting: * <input checked="" type="checkbox"/> Email <input type="checkbox"/> Phone <input type="checkbox"/> Fax <input type="checkbox"/> Mail <input type="checkbox"/> Pickup <input type="checkbox"/> FTP <input type="checkbox"/> Billing		<input type="checkbox"/> Pre-Paid <input type="checkbox"/> On Receipt: <input type="checkbox"/> 3 rd Party		After Hours: **		see below	
Results Due: *		<input type="checkbox"/> 2 HR <input type="checkbox"/> 4 HR <input type="checkbox"/> 6 HR <input type="checkbox"/> 8 HR <input type="checkbox"/> 24 HR <input type="checkbox"/> 48 HR <input type="checkbox"/> 3 DAY <input type="checkbox"/> 5 DAY <input type="checkbox"/> 10 DAY		<input type="checkbox"/> Hold Samples		<input type="checkbox"/> ISO 10312 <input type="checkbox"/> ISO 13794	
Asbestos Air		<input type="checkbox"/> PCM (NIOSH 7400A)		<input type="checkbox"/> TEM AHERA		<input type="checkbox"/> TEM EPA Yamato Level II	
Asbestos Bulk		<input type="checkbox"/> PLM Standard (EPA 600/R-93-1)		<input type="checkbox"/> PLM 1000 PC		<input type="checkbox"/> PLM 1000 PC Grav. Red.	
Asbestos Soils		<input type="checkbox"/> TEM Chatfield (Semi-Quant)		<input type="checkbox"/> PREP ONLY		<input type="checkbox"/> Custom Analysis: **	
Asbestos Dust		<input type="checkbox"/> CARB 435 Prep Only		<input checked="" type="checkbox"/> CARB 435 PLM 400 PC		<input type="checkbox"/> EPA Soil Screening Qualitative	
Asbestos Water		<input type="checkbox"/> ASTM D-5755 Fiber Count		<input type="checkbox"/> ASTM D-5755 Wt. %		<input type="checkbox"/> ASTM D-5756 Mass	
Lead/Silica		<input type="checkbox"/> 100.2 Potable Drinking Water		<input type="checkbox"/> 100.1 Non Potable Water		<input type="checkbox"/> REPORT TO STATE: EDT #	
Sample Storage		<input type="checkbox"/> Lead Paint Chips		<input type="checkbox"/> Lead Dust Wipe		<input type="checkbox"/> Lead Air Cassette	
Custom Order		<input type="checkbox"/> No Test, Hold Until: _____		<input type="checkbox"/> Test AND Hold Until: _____		<input type="checkbox"/> Silica Dust Airborne by NIOSH 7500	
REANALYSIS		<input type="checkbox"/> Sensitivity: _____		<input type="checkbox"/> Composite		<input type="checkbox"/> 8 Hour TWA <input type="checkbox"/> Special Instructions:	

Sample #	Sample Type	Date Collected	Time On	Time Off	Total Time (min)	Flow Rate (lpm)			Volume or Area Sampled	Hold Sample	Description *
						On	Off	Average			
EB-1 (0-0.5)	Soil baggy	11/7/19									
EB-1 (2.5-3)											
EB-7 (0.5-1)											
EB-7 (1.5-2)											
EB-7 (4-4.5)											
EB-8 (0.5-1)											
EB-8 (1.5-2)											
EB-8 (3-3.5)											
Submitted By * <u>MAAT Emily Holland</u>											
Date/Time Submitted * <u>11/7/19</u>											
Received By <u>MAAT</u>											
Date/Time Received <u>NOV 19 10:22 AM</u>											
Submitted By											
Date/Time Submitted											

** Any special instructions, RUSH results or Custom Analysis, you must clarify these specifications AND, of more importance, contact us here at ATEM ahead of time to manage scheduling to meet your requests. Drop off and processing of samples after hours cannot be accommodated without proper notification from you, and confirmation by ATEM staff.



Cornerstone Earth Group
1259 Oakmead Parkway
Sunnyvale, California 94035
Tel: (408) 245-4600
Fax: (408) 245-4620

RE: Meridian / Parkmoor / Race St., SJ

Work Order No.: 1911087

Dear Nicholas Brettner:

Torrent Laboratory, Inc. received 6 sample(s) on November 08, 2019 for the analyses presented in the following Report.

All data for associated QC met EPA or laboratory specification(s) except where noted in the case narrative.

Torrent Laboratory, Inc. is certified by the State of California, ELAP #1991. If you have any questions regarding these test results, please feel free to contact the Project Management Team at (408)263-5258; ext 204.

A handwritten signature in blue ink, appearing to read "Patti L. Sandrock", is written over a light blue horizontal line.

Patti L Sandrock
QA Officer

November 13, 2019

Date



Date: 11/13/2019

Client: Cornerstone Earth Group

Project: Meridian / Parkmoor / Race St., SJ

Work Order: 1911087

CASE NARRATIVE

Unless otherwise indicated in the following narrative, no issues encountered with the receiving, preparation, analysis or reporting of the results associated with this work order.

Unless otherwise indicated in the following narrative, no results have been method and/or field blank corrected.

Reported results relate only to the items/samples tested by the laboratory.

This report shall not be reproduced, except in full, without the written approval of Torrent Analytical, Inc.



Sample Result Summary

Report prepared for: Nicholas Brettner
Cornerstone Earth Group

Date Received: 11/08/19

Date Reported: 11/13/19

SV-4

1911087-001

<u>Parameters:</u>	<u>Analysis Method</u>	<u>DF</u>	<u>MDL</u>	<u>PQL</u>	<u>Results ug/m3</u>
Carbon Dioxide	D1946	4.5	0.045	0.23	4.4 %
Oxygen	D1946	4.5	0.047	0.23	14%
Trichlorofluoromethane	ETO15	1	0.56	2.8	50
Carbon Disulfide	ETO15	1	0.37	1.6	14
Acetone	ETO15	1	0.40	12	37
Hexane	ETO15	1	0.46	1.8	30
Benzene	ETO15	1	0.44	1.6	2.4
Toluene	ETO15	1	0.75	1.9	5.4
Tetrachloroethylene	ETO15	1	1.5	3.4	4.2
m,p-Xylene	ETO15	1	0.98	2.2	6.4
o-Xylene	ETO15	1	0.30	2.2	2.2
GRO (C5-C12)	TO-15	1	40	180	1980

SV-1

1911087-002

<u>Parameters:</u>	<u>Analysis Method</u>	<u>DF</u>	<u>MDL</u>	<u>PQL</u>	<u>Results ug/m3</u>
Carbon Dioxide	D1946	4	0.040	0.20	2.9 %
Oxygen	D1946	4	0.042	0.20	18 %
2-Propanol (Isopropyl Alcohol)	ETO15	1	1.3	12	48
Hexane	ETO15	1	0.46	1.8	3.8
tert-Butanol	ETO15	1	0.62	1.5	2.2
GRO (C5-C12)	TO-15	1	40	180	677

SV-3

1911087-003

<u>Parameters:</u>	<u>Analysis Method</u>	<u>DF</u>	<u>MDL</u>	<u>PQL</u>	<u>Results ug/m3</u>
Carbon Dioxide	D1946	3.6	0.036	0.18	3.4
Oxygen	D1946	3.6	0.038	0.18	15
Trichlorofluoromethane	ETO15	1	0.56	2.8	8.8
Carbon Disulfide	ETO15	1	0.37	1.6	9.1
Acetone	ETO15	1	0.40	12	43
Hexane	ETO15	1	0.46	1.8	6.0
tert-Butanol	ETO15	1	0.62	1.5	4.6
Toluene	ETO15	1	0.75	1.9	3.6
Tetrachloroethylene	ETO15	1	1.5	3.4	3.7
m,p-Xylene	ETO15	1	0.98	2.2	5.5
1,2,4-Trimethylbenzene	ETO15	1	0.60	2.5	2.7
2-Propanol (Isopropyl Alcohol)	ETO15	10.8	14	130	220
GRO (C5-C12)	TO-15	1	40	180	849



Sample Result Summary

Report prepared for: Nicholas Brettner
Cornerstone Earth Group

Date Received: 11/08/19

Date Reported: 11/13/19

SV-5

1911087-004

<u>Parameters:</u>	<u>Analysis Method</u>	<u>DF</u>	<u>MDL</u>	<u>PQL</u>	<u>Results ug/m3</u>
Carbon Dioxide	D1946	5.4	0.054	0.27	5.0 %
Oxygen	D1946	5.4	0.057	0.27	16 %
Carbon Disulfide	ETO15	1	0.37	1.6	6.1
2-Propanol (Isopropyl Alcohol)	ETO15	1	1.3	12	13
Acetone	ETO15	1	0.40	12	22
Hexane	ETO15	1	0.46	1.8	6.3
tert-Butanol	ETO15	1	0.62	1.5	5.0
Toluene	ETO15	1	0.75	1.9	4.4
Tetrachloroethylene	ETO15	1	1.5	3.4	4.4
m,p-Xylene	ETO15	1	0.98	2.2	7.3
o-Xylene	ETO15	1	0.30	2.2	3.0
GRO (C5-C12)	TO-15	1	40	180	1100

SV-2

1911087-005

<u>Parameters:</u>	<u>Analysis Method</u>	<u>DF</u>	<u>MDL</u>	<u>PQL</u>	<u>Results ug/m3</u>
Carbon Dioxide	D1946	2.3	0.023	0.12	4.1 %
Oxygen	D1946	2.3	0.024	0.12	14 %
Acetone	ETO15	1	0.40	12	12
Hexane	ETO15	1	0.46	1.8	1.8
Toluene	ETO15	1	0.75	1.9	2.0
GRO (C5-C12)	TO-15	1	40	180	326

SV-2 (IPA)

1911087-006

<u>Parameters:</u>	<u>Analysis Method</u>	<u>DF</u>	<u>MDL</u>	<u>PQL</u>	<u>Results ug/m3</u>
2-Propanol (Isopropyl Alcohol)	ETO15	1200	1500	15000	100000



SAMPLE RESULTS

Report prepared for: Nicholas Brettner
Cornerstone Earth Group

Date/Time Received: 11/08/19, 6:10 pm
Date Reported: 11/13/19

Client Sample ID:	SV-4	Lab Sample ID:	1911087-001A
Project Name/Location:	Meridian / Parkmoor / Race St., SJ	Sample Matrix:	Soil Vapor
Project Number:		Certified Clean WO # :	
Date/Time Sampled:	11/08/19 / 13:04	Received PSI :	12.0
Canister/Tube ID:	A11719	Corrected PSI :	
Collection Volume (L):			
SDG:			

Prep Method: FG-P	Prep Batch Date/Time: 11/12/19 1:00:00PM
Prep Batch ID: 1118206	Prep Analyst: BALI

Parameters:	Analysis Method	DF	MDL %	PQL %	Results %		Q	Analyzed	Time	By	Analytical Batch
Carbon Dioxide	D1946	4.50	0.045	0.23	4.4			11/12/19	16:08	BA	443874
Oxygen	D1946	4.50	0.047	0.23	14			11/12/19	16:08	BA	443874
Methane	D1946	4.50	0.011	0.023	ND			11/12/19	16:08	BA	443874

Prep Method: TO15-P	Prep Batch Date/Time: 11/11/19 10:00:00AM
Prep Batch ID: 1118176	Prep Analyst: BALI

Parameters:	Analysis Method	DF	MDL ug/m3	PQL ug/m3	Results ug/m3	Results ppbv	Q	Analyzed	Time	By	Analytical Batch
Dichlorodifluoromethane	ETO15	1.00	1.6	2.5	ND	ND		11/11/19	14:52	BA	443832
1,1-Difluoroethane	ETO15	1.00	0.35	14	ND	ND		11/11/19	14:52	BA	443832
1,2-Dichlorotetrafluoroethane	ETO15	1.00	1.4	3.5	ND	ND		11/11/19	14:52	BA	443832
Chloromethane	ETO15	1.00	2.0	4.1	ND	ND		11/11/19	14:52	BA	443832
Vinyl Chloride	ETO15	1.00	0.23	1.3	ND	ND		11/11/19	14:52	BA	443832
1,3-Butadiene	ETO15	1.00	0.34	1.1	ND	ND		11/11/19	14:52	BA	443832
Bromomethane	ETO15	1.00	0.66	1.9	ND	ND		11/11/19	14:52	BA	443832
Chloroethane	ETO15	1.00	0.81	1.3	ND	ND		11/11/19	14:52	BA	443832
Trichlorofluoromethane	ETO15	1.00	0.56	2.8	50	8.90		11/11/19	14:52	BA	443832
1,1-Dichloroethene	ETO15	1.00	0.83	2.0	ND	ND		11/11/19	14:52	BA	443832
Freon 113	ETO15	1.00	1.0	3.8	ND	ND		11/11/19	14:52	BA	443832
Carbon Disulfide	ETO15	1.00	0.37	1.6	14	4.50		11/11/19	14:52	BA	443832
2-Propanol (Isopropyl Alcohol)	ETO15	1.00	1.3	12	ND	ND		11/11/19	14:52	BA	443832
Methylene Chloride	ETO15	1.00	0.70	10	ND	ND		11/11/19	14:52	BA	443832
Acetone	ETO15	1.00	0.40	12	37	15.55		11/11/19	14:52	BA	443832
trans-1,2-Dichloroethene	ETO15	1.00	0.48	2.0	ND	ND		11/11/19	14:52	BA	443832
Hexane	ETO15	1.00	0.46	1.8	30	8.52		11/11/19	14:52	BA	443832
MTBE	ETO15	1.00	0.44	1.8	ND	ND		11/11/19	14:52	BA	443832
tert-Butanol	ETO15	1.00	0.62	1.5	ND	ND		11/11/19	14:52	BA	443832
Diisopropyl ether (DIPE)	ETO15	1.00	0.74	2.1	ND	ND		11/11/19	14:52	BA	443832
1,1-Dichloroethane	ETO15	1.00	0.54	2.0	ND	ND		11/11/19	14:52	BA	443832
ETBE	ETO15	1.00	0.33	2.1	ND	ND		11/11/19	14:52	BA	443832



SAMPLE RESULTS

Report prepared for: Nicholas Brettner
Cornerstone Earth Group

Date/Time Received: 11/08/19, 6:10 pm
Date Reported: 11/13/19

Client Sample ID:	SV-4	Lab Sample ID:	1911087-001A
Project Name/Location:	Meridian / Parkmoor / Race St., SJ	Sample Matrix:	Soil Vapor
Project Number:		Certified Clean WO # :	
Date/Time Sampled:	11/08/19 / 13:04	Received PSI :	12.0
Canister/Tube ID:	A11719	Corrected PSI :	
Collection Volume (L):			
SDG:			

Prep Method: TO15-P	Prep Batch Date/Time: 11/11/19 10:00:00AM
Prep Batch ID: 1118176	Prep Analyst: BALI

Parameters:	Analysis Method	DF	MDL ug/m3	PQL ug/m3	Results ug/m3	Results ppbv	Q	Analyzed	Time	By	Analytical Batch
cis-1,2-Dichloroethene	ETO15	1.00	0.83	2.0	ND	ND		11/11/19	14:52	BA	443832
Chloroform	ETO15	1.00	0.97	2.4	ND	ND		11/11/19	14:52	BA	443832
Vinyl Acetate	ETO15	1.00	0.76	1.8	ND	ND		11/11/19	14:52	BA	443832
Carbon Tetrachloride	ETO15	1.00	1.1	3.1	ND	ND		11/11/19	14:52	BA	443832
1,1,1-Trichloroethane	ETO15	1.00	0.79	2.7	ND	ND		11/11/19	14:52	BA	443832
2-Butanone (MEK)	ETO15	1.00	0.39	1.5	ND	ND		11/11/19	14:52	BA	443832
Ethyl Acetate	ETO15	1.00	0.48	1.8	ND	ND		11/11/19	14:52	BA	443832
Tetrahydrofuran	ETO15	1.00	0.45	1.5	ND	ND		11/11/19	14:52	BA	443832
Benzene	ETO15	1.00	0.44	1.6	2.4	0.75		11/11/19	14:52	BA	443832
TAME	ETO15	1.00	0.67	2.1	ND	ND		11/11/19	14:52	BA	443832
1,2-Dichloroethane (EDC)	ETO15	1.00	0.42	2.0	ND	ND		11/11/19	14:52	BA	443832
Trichloroethylene	ETO15	1.00	0.81	2.7	ND	ND		11/11/19	14:52	BA	443832
1,2-Dichloropropane	ETO15	1.00	0.76	2.3	ND	ND		11/11/19	14:52	BA	443832
Bromodichloromethane	ETO15	1.00	0.74	3.4	ND	ND		11/11/19	14:52	BA	443832
1,4-Dioxane	ETO15	1.00	1.8	3.6	ND	ND		11/11/19	14:52	BA	443832
trans-1,3-Dichloropropene	ETO15	1.00	1.1	2.3	ND	ND		11/11/19	14:52	BA	443832
Toluene	ETO15	1.00	0.75	1.9	5.4	1.43		11/11/19	14:52	BA	443832
4-Methyl-2-Pentanone (MIBK)	ETO15	1.00	0.75	2.1	ND	ND		11/11/19	14:52	BA	443832
cis-1,3-Dichloropropene	ETO15	1.00	0.42	2.3	ND	ND		11/11/19	14:52	BA	443832
Tetrachloroethylene	ETO15	1.00	1.5	3.4	4.2	0.62		11/11/19	14:52	BA	443832
1,1,2-Trichloroethane	ETO15	1.00	0.58	2.7	ND	ND		11/11/19	14:52	BA	443832
Dibromochloromethane	ETO15	1.00	1.1	4.3	ND	ND		11/11/19	14:52	BA	443832
1,2-Dibromoethane (EDB)	ETO15	1.00	0.74	3.8	ND	ND		11/11/19	14:52	BA	443832
2-Hexanone	ETO15	1.00	0.65	2.1	ND	ND		11/11/19	14:52	BA	443832
Ethyl Benzene	ETO15	1.00	0.63	2.2	ND	ND		11/11/19	14:52	BA	443832
Chlorobenzene	ETO15	1.00	0.60	2.3	ND	ND		11/11/19	14:52	BA	443832
1,1,1,2-Tetrachloroethane	ETO15	1.00	0.84	3.4	ND	ND		11/11/19	14:52	BA	443832
m,p-Xylene	ETO15	1.00	0.98	2.2	6.4	1.47		11/11/19	14:52	BA	443832
o-Xylene	ETO15	1.00	0.30	2.2	2.2	0.51		11/11/19	14:52	BA	443832
Styrene	ETO15	1.00	0.46	2.1	ND	ND		11/11/19	14:52	BA	443832
Bromoform	ETO15	1.00	1.3	5.2	ND	ND		11/11/19	14:52	BA	443832
1,1,2,2-Tetrachloroethane	ETO15	1.00	0.82	3.4	ND	ND		11/11/19	14:52	BA	443832



SAMPLE RESULTS

Report prepared for: Nicholas Brettner
Cornerstone Earth Group

Date/Time Received: 11/08/19, 6:10 pm
Date Reported: 11/13/19

Client Sample ID:	SV-4	Lab Sample ID:	1911087-001A
Project Name/Location:	Meridian / Parkmoor / Race St., SJ	Sample Matrix:	Soil Vapor
Project Number:		Certified Clean WO # :	
Date/Time Sampled:	11/08/19 / 13:04	Received PSI :	12.0
Canister/Tube ID:	A11719	Corrected PSI :	
Collection Volume (L):			
SDG:			

Prep Method: TO15-P	Prep Batch Date/Time: 11/11/19 10:00:00AM
Prep Batch ID: 1118176	Prep Analyst: BALI

Parameters:	Analysis Method	DF	MDL ug/m3	PQL ug/m3	Results ug/m3	Results ppbv	Q	Analyzed	Time	By	Analytical Batch
4-Ethyl Toluene	ETO15	1.00	0.55	2.5	ND	ND		11/11/19	14:52	BA	443832
1,3,5-Trimethylbenzene	ETO15	1.00	0.30	2.5	ND	ND		11/11/19	14:52	BA	443832
1,2,4-Trimethylbenzene	ETO15	1.00	0.60	2.5	ND	ND		11/11/19	14:52	BA	443832
1,4-Dichlorobenzene	ETO15	1.00	0.75	3.0	ND	ND		11/11/19	14:52	BA	443832
1,3-Dichlorobenzene	ETO15	1.00	1.3	3.0	ND	ND		11/11/19	14:52	BA	443832
1,2-Dichlorobenzene	ETO15	1.00	1.1	3.0	ND	ND		11/11/19	14:52	BA	443832
Hexachlorobutadiene	ETO15	1.00	1.9	5.3	ND	ND		11/11/19	14:52	BA	443832
1,2,4-Trichlorobenzene	ETO15	1.00	2.2	3.7	ND	ND		11/11/19	14:52	BA	443832
Naphthalene	ETO15	1.00	1.3	2.6	ND	ND		11/11/19	14:52	BA	443832
(S) 4-Bromofluorobenzene	ETO15	1.00	50	150	94 %			11/11/19	14:52	BA	443832

Prep Method: TO15-GRO	Prep Batch Date/Time: 11/11/19 9:00:00AM
Prep Batch ID: 1118223	Prep Analyst: BALI

Parameters:	Analysis Method	DF	MDL ug/m3	PQL ug/m3	Results ug/m3	Results ppbv	Q	Analyzed	Time	By	Analytical Batch
GRO (C5-C12)	TO-15	1.00	40	180	1980	562.50	x	11/11/19	14:52	BA	443832

NOTE: x - Sample chromatogram does not resemble gasoline standard pattern. Reported value is the result of hydrocarbons within range of C5-C12 quantified as Gasoline.



SAMPLE RESULTS

Report prepared for: Nicholas Brettner
Cornerstone Earth Group

Date/Time Received: 11/08/19, 6:10 pm
Date Reported: 11/13/19

Client Sample ID:	SV-1	Lab Sample ID:	1911087-002A
Project Name/Location:	Meridian / Parkmoor / Race St., SJ	Sample Matrix:	Soil Vapor
Project Number:		Certified Clean WO # :	
Date/Time Sampled:	11/08/19 / 13:44	Received PSI :	12.4
Canister/Tube ID:	A7476	Corrected PSI :	
Collection Volume (L):			
SDG:			

Prep Method: FG-P	Prep Batch Date/Time: 11/12/19 1:00:00PM
Prep Batch ID: 1118206	Prep Analyst: BALI

Parameters:	Analysis Method	DF	MDL %	PQL %	Results %		Q	Analyzed	Time	By	Analytical Batch
Carbon Dioxide	D1946	4.00	0.040	0.20	2.9			11/12/19	16:35	BA	443874
Oxygen	D1946	4.00	0.042	0.20	18			11/12/19	16:35	BA	443874
Methane	D1946	4.00	0.0094	0.020	ND			11/12/19	16:35	BA	443874

Prep Method: TO15-P	Prep Batch Date/Time: 11/11/19 10:00:00AM
Prep Batch ID: 1118176	Prep Analyst: BALI

Parameters:	Analysis Method	DF	MDL ug/m3	PQL ug/m3	Results ug/m3	Results ppbv	Q	Analyzed	Time	By	Analytical Batch
Dichlorodifluoromethane	ETO15	1.00	1.6	2.5	ND	ND		11/11/19	15:17	BA	443832
1,1-Difluoroethane	ETO15	1.00	0.35	14	ND	ND		11/11/19	15:17	BA	443832
1,2-Dichlorotetrafluoroethane	ETO15	1.00	1.4	3.5	ND	ND		11/11/19	15:17	BA	443832
Chloromethane	ETO15	1.00	2.0	4.1	ND	ND		11/11/19	15:17	BA	443832
Vinyl Chloride	ETO15	1.00	0.23	1.3	ND	ND		11/11/19	15:17	BA	443832
1,3-Butadiene	ETO15	1.00	0.34	1.1	ND	ND		11/11/19	15:17	BA	443832
Bromomethane	ETO15	1.00	0.66	1.9	ND	ND		11/11/19	15:17	BA	443832
Chloroethane	ETO15	1.00	0.81	1.3	ND	ND		11/11/19	15:17	BA	443832
Trichlorofluoromethane	ETO15	1.00	0.56	2.8	ND	ND		11/11/19	15:17	BA	443832
1,1-Dichloroethene	ETO15	1.00	0.83	2.0	ND	ND		11/11/19	15:17	BA	443832
Freon 113	ETO15	1.00	1.0	3.8	ND	ND		11/11/19	15:17	BA	443832
Carbon Disulfide	ETO15	1.00	0.37	1.6	ND	ND		11/11/19	15:17	BA	443832
2-Propanol (Isopropyl Alcohol)	ETO15	1.00	1.3	12	48	19.51		11/11/19	15:17	BA	443832
Methylene Chloride	ETO15	1.00	0.70	10	ND	ND		11/11/19	15:17	BA	443832
Acetone	ETO15	1.00	0.40	12	ND	ND		11/11/19	15:17	BA	443832
trans-1,2-Dichloroethene	ETO15	1.00	0.48	2.0	ND	ND		11/11/19	15:17	BA	443832
Hexane	ETO15	1.00	0.46	1.8	3.8	1.08		11/11/19	15:17	BA	443832
MTBE	ETO15	1.00	0.44	1.8	ND	ND		11/11/19	15:17	BA	443832
tert-Butanol	ETO15	1.00	0.62	1.5	2.2	0.73		11/11/19	15:17	BA	443832
Diisopropyl ether (DIPE)	ETO15	1.00	0.74	2.1	ND	ND		11/11/19	15:17	BA	443832
1,1-Dichloroethane	ETO15	1.00	0.54	2.0	ND	ND		11/11/19	15:17	BA	443832
ETBE	ETO15	1.00	0.33	2.1	ND	ND		11/11/19	15:17	BA	443832



SAMPLE RESULTS

Report prepared for: Nicholas Brettner
Cornerstone Earth Group

Date/Time Received: 11/08/19, 6:10 pm
Date Reported: 11/13/19

Client Sample ID:	SV-1	Lab Sample ID:	1911087-002A
Project Name/Location:	Meridian / Parkmoor / Race St., SJ	Sample Matrix:	Soil Vapor
Project Number:		Certified Clean WO # :	
Date/Time Sampled:	11/08/19 / 13:44	Received PSI :	12.4
Canister/Tube ID:	A7476	Corrected PSI :	
Collection Volume (L):			
SDG:			

Prep Method: TO15-P	Prep Batch Date/Time: 11/11/19 10:00:00AM
Prep Batch ID: 1118176	Prep Analyst: BALI

Parameters:	Analysis Method	DF	MDL ug/m3	PQL ug/m3	Results ug/m3	Results ppbv	Q	Analyzed	Time	By	Analytical Batch
cis-1,2-Dichloroethene	ETO15	1.00	0.83	2.0	ND	ND		11/11/19	15:17	BA	443832
Chloroform	ETO15	1.00	0.97	2.4	ND	ND		11/11/19	15:17	BA	443832
Vinyl Acetate	ETO15	1.00	0.76	1.8	ND	ND		11/11/19	15:17	BA	443832
Carbon Tetrachloride	ETO15	1.00	1.1	3.1	ND	ND		11/11/19	15:17	BA	443832
1,1,1-Trichloroethane	ETO15	1.00	0.79	2.7	ND	ND		11/11/19	15:17	BA	443832
2-Butanone (MEK)	ETO15	1.00	0.39	1.5	ND	ND		11/11/19	15:17	BA	443832
Ethyl Acetate	ETO15	1.00	0.48	1.8	ND	ND		11/11/19	15:17	BA	443832
Tetrahydrofuran	ETO15	1.00	0.45	1.5	ND	ND		11/11/19	15:17	BA	443832
Benzene	ETO15	1.00	0.44	1.6	ND	ND		11/11/19	15:17	BA	443832
TAME	ETO15	1.00	0.67	2.1	ND	ND		11/11/19	15:17	BA	443832
1,2-Dichloroethane (EDC)	ETO15	1.00	0.42	2.0	ND	ND		11/11/19	15:17	BA	443832
Trichloroethylene	ETO15	1.00	0.81	2.7	ND	ND		11/11/19	15:17	BA	443832
1,2-Dichloropropane	ETO15	1.00	0.76	2.3	ND	ND		11/11/19	15:17	BA	443832
Bromodichloromethane	ETO15	1.00	0.74	3.4	ND	ND		11/11/19	15:17	BA	443832
1,4-Dioxane	ETO15	1.00	1.8	3.6	ND	ND		11/11/19	15:17	BA	443832
trans-1,3-Dichloropropene	ETO15	1.00	1.1	2.3	ND	ND		11/11/19	15:17	BA	443832
Toluene	ETO15	1.00	0.75	1.9	ND	ND		11/11/19	15:17	BA	443832
4-Methyl-2-Pentanone (MIBK)	ETO15	1.00	0.75	2.1	ND	ND		11/11/19	15:17	BA	443832
cis-1,3-Dichloropropene	ETO15	1.00	0.42	2.3	ND	ND		11/11/19	15:17	BA	443832
Tetrachloroethylene	ETO15	1.00	1.5	3.4	ND	ND		11/11/19	15:17	BA	443832
1,1,2-Trichloroethane	ETO15	1.00	0.58	2.7	ND	ND		11/11/19	15:17	BA	443832
Dibromochloromethane	ETO15	1.00	1.1	4.3	ND	ND		11/11/19	15:17	BA	443832
1,2-Dibromoethane (EDB)	ETO15	1.00	0.74	3.8	ND	ND		11/11/19	15:17	BA	443832
2-Hexanone	ETO15	1.00	0.65	2.1	ND	ND		11/11/19	15:17	BA	443832
Ethyl Benzene	ETO15	1.00	0.63	2.2	ND	ND		11/11/19	15:17	BA	443832
Chlorobenzene	ETO15	1.00	0.60	2.3	ND	ND		11/11/19	15:17	BA	443832
1,1,1,2-Tetrachloroethane	ETO15	1.00	0.84	3.4	ND	ND		11/11/19	15:17	BA	443832
m,p-Xylene	ETO15	1.00	0.98	2.2	ND	ND		11/11/19	15:17	BA	443832
o-Xylene	ETO15	1.00	0.30	2.2	ND	ND		11/11/19	15:17	BA	443832
Styrene	ETO15	1.00	0.46	2.1	ND	ND		11/11/19	15:17	BA	443832
Bromoform	ETO15	1.00	1.3	5.2	ND	ND		11/11/19	15:17	BA	443832
1,1,2,2-Tetrachloroethane	ETO15	1.00	0.82	3.4	ND	ND		11/11/19	15:17	BA	443832



SAMPLE RESULTS

Report prepared for: Nicholas Brettner
Cornerstone Earth Group

Date/Time Received: 11/08/19, 6:10 pm
Date Reported: 11/13/19

Client Sample ID:	SV-1	Lab Sample ID:	1911087-002A
Project Name/Location:	Meridian / Parkmoor / Race St., SJ	Sample Matrix:	Soil Vapor
Project Number:		Certified Clean WO # :	
Date/Time Sampled:	11/08/19 / 13:44	Received PSI :	12.4
Canister/Tube ID:	A7476	Corrected PSI :	
Collection Volume (L):			
SDG:			

Prep Method: TO15-P	Prep Batch Date/Time: 11/11/19 10:00:00AM
Prep Batch ID: 1118176	Prep Analyst: BALI

Parameters:	Analysis Method	DF	MDL ug/m3	PQL ug/m3	Results ug/m3	Results ppbv	Q	Analyzed	Time	By	Analytical Batch
4-Ethyl Toluene	ETO15	1.00	0.55	2.5	ND	ND		11/11/19	15:17	BA	443832
1,3,5-Trimethylbenzene	ETO15	1.00	0.30	2.5	ND	ND		11/11/19	15:17	BA	443832
1,2,4-Trimethylbenzene	ETO15	1.00	0.60	2.5	ND	ND		11/11/19	15:17	BA	443832
1,4-Dichlorobenzene	ETO15	1.00	0.75	3.0	ND	ND		11/11/19	15:17	BA	443832
1,3-Dichlorobenzene	ETO15	1.00	1.3	3.0	ND	ND		11/11/19	15:17	BA	443832
1,2-Dichlorobenzene	ETO15	1.00	1.1	3.0	ND	ND		11/11/19	15:17	BA	443832
Hexachlorobutadiene	ETO15	1.00	1.9	5.3	ND	ND		11/11/19	15:17	BA	443832
1,2,4-Trichlorobenzene	ETO15	1.00	2.2	3.7	ND	ND		11/11/19	15:17	BA	443832
Naphthalene	ETO15	1.00	1.3	2.6	ND	ND		11/11/19	15:17	BA	443832
(S) 4-Bromofluorobenzene	ETO15	1.00	50	150	89 %			11/11/19	15:17	BA	443832

Prep Method: TO15-GRO	Prep Batch Date/Time: 11/11/19 9:00:00AM
Prep Batch ID: 1118223	Prep Analyst: BALI

Parameters:	Analysis Method	DF	MDL ug/m3	PQL ug/m3	Results ug/m3	Results ppbv	Q	Analyzed	Time	By	Analytical Batch
GRO (C5-C12)	TO-15	1.00	40	180	677	192.33	x	11/11/19	15:17	BA	443832

NOTE: x - Sample chromatogram does not resemble gasoline standard pattern. Reported value is the result of hydrocarbons within range of C5-C12 quantified as Gasoline.



SAMPLE RESULTS

Report prepared for: Nicholas Brettner
Cornerstone Earth Group

Date/Time Received: 11/08/19, 6:10 pm
Date Reported: 11/13/19

Client Sample ID:	SV-3	Lab Sample ID:	1911087-003A
Project Name/Location:	Meridian / Parkmoor / Race St., SJ	Sample Matrix:	Soil Vapor
Project Number:		Certified Clean WO # :	
Date/Time Sampled:	11/08/19 / 14:27	Received PSI :	12.9
Canister/Tube ID:	6323	Corrected PSI :	
Collection Volume (L):			
SDG:			

Prep Method: FG-P	Prep Batch Date/Time: 11/12/19 1:00:00PM
Prep Batch ID: 1118206	Prep Analyst: BALI

Parameters:	Analysis Method	DF	MDL %	PQL %	Results %	Q	Analyzed	Time	By	Analytical Batch
Carbon Dioxide	D1946	3.60	0.036	0.18	3.4		11/12/19	16:58	BA	443874
Oxygen	D1946	3.60	0.038	0.18	15		11/12/19	16:58	BA	443874
Methane	D1946	3.60	0.0084	0.018	ND		11/12/19	16:58	BA	443874

Prep Method: TO15-P	Prep Batch Date/Time: 11/11/19 10:00:00AM
Prep Batch ID: 1118176	Prep Analyst: BALI

Parameters:	Analysis Method	DF	MDL ug/m3	PQL ug/m3	Results ug/m3	Results ppbv	Q	Analyzed	Time	By	Analytical Batch
Dichlorodifluoromethane	ETO15	1.00	1.6	2.5	ND	ND		11/11/19	15:42	BA	443832
1,1-Difluoroethane	ETO15	1.00	0.35	14	ND	ND		11/11/19	15:42	BA	443832
1,2-Dichlorotetrafluoroethane	ETO15	1.00	1.4	3.5	ND	ND		11/11/19	15:42	BA	443832
Chloromethane	ETO15	1.00	2.0	4.1	ND	ND		11/11/19	15:42	BA	443832
Vinyl Chloride	ETO15	1.00	0.23	1.3	ND	ND		11/11/19	15:42	BA	443832
1,3-Butadiene	ETO15	1.00	0.34	1.1	ND	ND		11/11/19	15:42	BA	443832
Bromomethane	ETO15	1.00	0.66	1.9	ND	ND		11/11/19	15:42	BA	443832
Chloroethane	ETO15	1.00	0.81	1.3	ND	ND		11/11/19	15:42	BA	443832
Trichlorofluoromethane	ETO15	1.00	0.56	2.8	8.8	1.57		11/11/19	15:42	BA	443832
1,1-Dichloroethene	ETO15	1.00	0.83	2.0	ND	ND		11/11/19	15:42	BA	443832
Freon 113	ETO15	1.00	1.0	3.8	ND	ND		11/11/19	15:42	BA	443832
Carbon Disulfide	ETO15	1.00	0.37	1.6	9.1	2.93		11/11/19	15:42	BA	443832
Methylene Chloride	ETO15	1.00	0.70	10	ND	ND		11/11/19	15:42	BA	443832
Acetone	ETO15	1.00	0.40	12	43	18.07		11/11/19	15:42	BA	443832
trans-1,2-Dichloroethene	ETO15	1.00	0.48	2.0	ND	ND		11/11/19	15:42	BA	443832
Hexane	ETO15	1.00	0.46	1.8	6.0	1.70		11/11/19	15:42	BA	443832
MTBE	ETO15	1.00	0.44	1.8	ND	ND		11/11/19	15:42	BA	443832
tert-Butanol	ETO15	1.00	0.62	1.5	4.6	1.52		11/11/19	15:42	BA	443832
Diisopropyl ether (DIPE)	ETO15	1.00	0.74	2.1	ND	ND		11/11/19	15:42	BA	443832
1,1-Dichloroethane	ETO15	1.00	0.54	2.0	ND	ND		11/11/19	15:42	BA	443832
ETBE	ETO15	1.00	0.33	2.1	ND	ND		11/11/19	15:42	BA	443832
cis-1,2-Dichloroethene	ETO15	1.00	0.83	2.0	ND	ND		11/11/19	15:42	BA	443832



SAMPLE RESULTS

Report prepared for: Nicholas Brettner
Cornerstone Earth Group

Date/Time Received: 11/08/19, 6:10 pm
Date Reported: 11/13/19

Client Sample ID:	SV-3	Lab Sample ID:	1911087-003A
Project Name/Location:	Meridian / Parkmoor / Race St., SJ	Sample Matrix:	Soil Vapor
Project Number:		Certified Clean WO # :	
Date/Time Sampled:	11/08/19 / 14:27	Received PSI :	12.9
Canister/Tube ID:	6323	Corrected PSI :	
Collection Volume (L):			
SDG:			

Prep Method: TO15-P	Prep Batch Date/Time: 11/11/19 10:00:00AM
Prep Batch ID: 1118176	Prep Analyst: BALI

Parameters:	Analysis Method	DF	MDL ug/m3	PQL ug/m3	Results ug/m3	Results ppbv	Q	Analyzed	Time	By	Analytical Batch
Chloroform	ETO15	1.00	0.97	2.4	ND	ND		11/11/19	15:42	BA	443832
Vinyl Acetate	ETO15	1.00	0.76	1.8	ND	ND		11/11/19	15:42	BA	443832
Carbon Tetrachloride	ETO15	1.00	1.1	3.1	ND	ND		11/11/19	15:42	BA	443832
1,1,1-Trichloroethane	ETO15	1.00	0.79	2.7	ND	ND		11/11/19	15:42	BA	443832
2-Butanone (MEK)	ETO15	1.00	0.39	1.5	ND	ND		11/11/19	15:42	BA	443832
Ethyl Acetate	ETO15	1.00	0.48	1.8	ND	ND		11/11/19	15:42	BA	443832
Tetrahydrofuran	ETO15	1.00	0.45	1.5	ND	ND		11/11/19	15:42	BA	443832
Benzene	ETO15	1.00	0.44	1.6	ND	ND		11/11/19	15:42	BA	443832
TAME	ETO15	1.00	0.67	2.1	ND	ND		11/11/19	15:42	BA	443832
1,2-Dichloroethane (EDC)	ETO15	1.00	0.42	2.0	ND	ND		11/11/19	15:42	BA	443832
Trichloroethylene	ETO15	1.00	0.81	2.7	ND	ND		11/11/19	15:42	BA	443832
1,2-Dichloropropane	ETO15	1.00	0.76	2.3	ND	ND		11/11/19	15:42	BA	443832
Bromodichloromethane	ETO15	1.00	0.74	3.4	ND	ND		11/11/19	15:42	BA	443832
1,4-Dioxane	ETO15	1.00	1.8	3.6	ND	ND		11/11/19	15:42	BA	443832
trans-1,3-Dichloropropene	ETO15	1.00	1.1	2.3	ND	ND		11/11/19	15:42	BA	443832
Toluene	ETO15	1.00	0.75	1.9	3.6	0.95		11/11/19	15:42	BA	443832
4-Methyl-2-Pentanone (MIBK)	ETO15	1.00	0.75	2.1	ND	ND		11/11/19	15:42	BA	443832
cis-1,3-Dichloropropene	ETO15	1.00	0.42	2.3	ND	ND		11/11/19	15:42	BA	443832
Tetrachloroethylene	ETO15	1.00	1.5	3.4	3.7	0.55		11/11/19	15:42	BA	443832
1,1,2-Trichloroethane	ETO15	1.00	0.58	2.7	ND	ND		11/11/19	15:42	BA	443832
Dibromochloromethane	ETO15	1.00	1.1	4.3	ND	ND		11/11/19	15:42	BA	443832
1,2-Dibromoethane (EDB)	ETO15	1.00	0.74	3.8	ND	ND		11/11/19	15:42	BA	443832
2-Hexanone	ETO15	1.00	0.65	2.1	ND	ND		11/11/19	15:42	BA	443832
Ethyl Benzene	ETO15	1.00	0.63	2.2	ND	ND		11/11/19	15:42	BA	443832
Chlorobenzene	ETO15	1.00	0.60	2.3	ND	ND		11/11/19	15:42	BA	443832
1,1,1,2-Tetrachloroethane	ETO15	1.00	0.84	3.4	ND	ND		11/11/19	15:42	BA	443832
m,p-Xylene	ETO15	1.00	0.98	2.2	5.5	1.27		11/11/19	15:42	BA	443832
o-Xylene	ETO15	1.00	0.30	2.2	ND	ND		11/11/19	15:42	BA	443832
Styrene	ETO15	1.00	0.46	2.1	ND	ND		11/11/19	15:42	BA	443832
Bromoform	ETO15	1.00	1.3	5.2	ND	ND		11/11/19	15:42	BA	443832
1,1,2,2-Tetrachloroethane	ETO15	1.00	0.82	3.4	ND	ND		11/11/19	15:42	BA	443832
4-Ethyl Toluene	ETO15	1.00	0.55	2.5	ND	ND		11/11/19	15:42	BA	443832



SAMPLE RESULTS

Report prepared for: Nicholas Brettner
Cornerstone Earth Group

Date/Time Received: 11/08/19, 6:10 pm
Date Reported: 11/13/19

Client Sample ID:	SV-3	Lab Sample ID:	1911087-003A
Project Name/Location:	Meridian / Parkmoor / Race St., SJ	Sample Matrix:	Soil Vapor
Project Number:		Certified Clean WO # :	
Date/Time Sampled:	11/08/19 / 14:27	Received PSI :	12.9
Canister/Tube ID:	6323	Corrected PSI :	
Collection Volume (L):			
SDG:			

Prep Method: TO15-P	Prep Batch Date/Time: 11/11/19 10:00:00AM
Prep Batch ID: 1118176	Prep Analyst: BALI

Parameters:	Analysis Method	DF	MDL ug/m3	PQL ug/m3	Results ug/m3	Results ppbv	Q	Analyzed	Time	By	Analytical Batch
1,3,5-Trimethylbenzene	ETO15	1.00	0.30	2.5	ND	ND		11/11/19	15:42	BA	443832
1,2,4-Trimethylbenzene	ETO15	1.00	0.60	2.5	2.7	0.55		11/11/19	15:42	BA	443832
1,4-Dichlorobenzene	ETO15	1.00	0.75	3.0	ND	ND		11/11/19	15:42	BA	443832
1,3-Dichlorobenzene	ETO15	1.00	1.3	3.0	ND	ND		11/11/19	15:42	BA	443832
1,2-Dichlorobenzene	ETO15	1.00	1.1	3.0	ND	ND		11/11/19	15:42	BA	443832
Hexachlorobutadiene	ETO15	1.00	1.9	5.3	ND	ND		11/11/19	15:42	BA	443832
1,2,4-Trichlorobenzene	ETO15	1.00	2.2	3.7	ND	ND		11/11/19	15:42	BA	443832
Naphthalene	ETO15	1.00	1.3	2.6	ND	ND		11/11/19	15:42	BA	443832
(S) 4-Bromofluorobenzene	ETO15	1.00	50	150	96 %			11/11/19	15:42	BA	443832

Prep Method: TO15-P	Prep Batch Date/Time: 11/12/19 10:00:00AM
Prep Batch ID: 1118227	Prep Analyst: BALI

Parameters:	Analysis Method	DF	MDL ug/m3	PQL ug/m3	Results ug/m3	Results ppbv	Q	Analyzed	Time	By	Analytical Batch
2-Propanol (Isopropyl Alcohol)	ETO15	10.80	14	130	220	89.43		11/12/19	21:12	BA	443886
(S) 4-Bromofluorobenzene	ETO15	10.80	50	150	95 %			11/12/19	21:12	BA	443886

Prep Method: TO15-GRO	Prep Batch Date/Time: 11/11/19 9:00:00AM
Prep Batch ID: 1118223	Prep Analyst: BALI

Parameters:	Analysis Method	DF	MDL ug/m3	PQL ug/m3	Results ug/m3	Results ppbv	Q	Analyzed	Time	By	Analytical Batch
GRO (C5-C12)	TO-15	1.00	40	180	849	241.19	x	11/11/19	15:42	BA	443832

NOTE: x - Sample chromatogram does not resemble gasoline standard pattern. Reported value is the result of hydrocarbons within range of C5-C12 quantified as Gasoline.



SAMPLE RESULTS

Report prepared for: Nicholas Brettner
Cornerstone Earth Group

Date/Time Received: 11/08/19, 6:10 pm
Date Reported: 11/13/19

Client Sample ID:	SV-5	Lab Sample ID:	1911087-004A
Project Name/Location:	Meridian / Parkmoor / Race St., SJ	Sample Matrix:	Soil Vapor
Project Number:		Certified Clean WO # :	
Date/Time Sampled:	11/08/19 / 15:22	Received PSI :	12.4
Canister/Tube ID:	A7467	Corrected PSI :	
Collection Volume (L):			
SDG:			

Prep Method: FG-P	Prep Batch Date/Time: 11/12/19 1:00:00PM
Prep Batch ID: 1118206	Prep Analyst: BALI

Parameters:	Analysis Method	DF	MDL %	PQL %	Results %	Q	Analyzed	Time	By	Analytical Batch
Carbon Dioxide	D1946	5.40	0.054	0.27	5.0		11/12/19	17:21	BA	443874
Oxygen	D1946	5.40	0.057	0.27	16		11/12/19	17:21	BA	443874
Methane	D1946	5.40	0.013	0.027	ND		11/12/19	17:21	BA	443874

Prep Method: TO15-P	Prep Batch Date/Time: 11/11/19 10:00:00AM
Prep Batch ID: 1118176	Prep Analyst: BALI

Parameters:	Analysis Method	DF	MDL ug/m3	PQL ug/m3	Results ug/m3	Results ppbv	Q	Analyzed	Time	By	Analytical Batch
Dichlorodifluoromethane	ETO15	1.00	1.6	2.5	ND	ND		11/11/19	16:08	BA	443832
1,1-Difluoroethane	ETO15	1.00	0.35	14	ND	ND		11/11/19	16:08	BA	443832
1,2-Dichlorotetrafluoroethane	ETO15	1.00	1.4	3.5	ND	ND		11/11/19	16:08	BA	443832
Chloromethane	ETO15	1.00	2.0	4.1	ND	ND		11/11/19	16:08	BA	443832
Vinyl Chloride	ETO15	1.00	0.23	1.3	ND	ND		11/11/19	16:08	BA	443832
1,3-Butadiene	ETO15	1.00	0.34	1.1	ND	ND		11/11/19	16:08	BA	443832
Bromomethane	ETO15	1.00	0.66	1.9	ND	ND		11/11/19	16:08	BA	443832
Chloroethane	ETO15	1.00	0.81	1.3	ND	ND		11/11/19	16:08	BA	443832
Trichlorofluoromethane	ETO15	1.00	0.56	2.8	ND	ND		11/11/19	16:08	BA	443832
1,1-Dichloroethene	ETO15	1.00	0.83	2.0	ND	ND		11/11/19	16:08	BA	443832
Freon 113	ETO15	1.00	1.0	3.8	ND	ND		11/11/19	16:08	BA	443832
Carbon Disulfide	ETO15	1.00	0.37	1.6	6.1	1.96		11/11/19	16:08	BA	443832
2-Propanol (Isopropyl Alcohol)	ETO15	1.00	1.3	12	13	5.28		11/11/19	16:08	BA	443832
Methylene Chloride	ETO15	1.00	0.70	10	ND	ND		11/11/19	16:08	BA	443832
Acetone	ETO15	1.00	0.40	12	22	9.24		11/11/19	16:08	BA	443832
trans-1,2-Dichloroethene	ETO15	1.00	0.48	2.0	ND	ND		11/11/19	16:08	BA	443832
Hexane	ETO15	1.00	0.46	1.8	6.3	1.79		11/11/19	16:08	BA	443832
MTBE	ETO15	1.00	0.44	1.8	ND	ND		11/11/19	16:08	BA	443832
tert-Butanol	ETO15	1.00	0.62	1.5	5.0	1.65		11/11/19	16:08	BA	443832
Diisopropyl ether (DIPE)	ETO15	1.00	0.74	2.1	ND	ND		11/11/19	16:08	BA	443832
1,1-Dichloroethane	ETO15	1.00	0.54	2.0	ND	ND		11/11/19	16:08	BA	443832
ETBE	ETO15	1.00	0.33	2.1	ND	ND		11/11/19	16:08	BA	443832



SAMPLE RESULTS

Report prepared for: Nicholas Brettner
Cornerstone Earth Group

Date/Time Received: 11/08/19, 6:10 pm
Date Reported: 11/13/19

Client Sample ID:	SV-5	Lab Sample ID:	1911087-004A
Project Name/Location:	Meridian / Parkmoor / Race St., SJ	Sample Matrix:	Soil Vapor
Project Number:		Certified Clean WO # :	
Date/Time Sampled:	11/08/19 / 15:22	Received PSI :	12.4
Canister/Tube ID:	A7467	Corrected PSI :	
Collection Volume (L):			
SDG:			

Prep Method: TO15-P	Prep Batch Date/Time: 11/11/19 10:00:00AM
Prep Batch ID: 1118176	Prep Analyst: BALI

Parameters:	Analysis Method	DF	MDL ug/m3	PQL ug/m3	Results ug/m3	Results ppbv	Q	Analyzed	Time	By	Analytical Batch
cis-1,2-Dichloroethene	ETO15	1.00	0.83	2.0	ND	ND		11/11/19	16:08	BA	443832
Chloroform	ETO15	1.00	0.97	2.4	ND	ND		11/11/19	16:08	BA	443832
Vinyl Acetate	ETO15	1.00	0.76	1.8	ND	ND		11/11/19	16:08	BA	443832
Carbon Tetrachloride	ETO15	1.00	1.1	3.1	ND	ND		11/11/19	16:08	BA	443832
1,1,1-Trichloroethane	ETO15	1.00	0.79	2.7	ND	ND		11/11/19	16:08	BA	443832
2-Butanone (MEK)	ETO15	1.00	0.39	1.5	ND	ND		11/11/19	16:08	BA	443832
Ethyl Acetate	ETO15	1.00	0.48	1.8	ND	ND		11/11/19	16:08	BA	443832
Tetrahydrofuran	ETO15	1.00	0.45	1.5	ND	ND		11/11/19	16:08	BA	443832
Benzene	ETO15	1.00	0.44	1.6	ND	ND		11/11/19	16:08	BA	443832
TAME	ETO15	1.00	0.67	2.1	ND	ND		11/11/19	16:08	BA	443832
1,2-Dichloroethane (EDC)	ETO15	1.00	0.42	2.0	ND	ND		11/11/19	16:08	BA	443832
Trichloroethylene	ETO15	1.00	0.81	2.7	ND	ND		11/11/19	16:08	BA	443832
1,2-Dichloropropane	ETO15	1.00	0.76	2.3	ND	ND		11/11/19	16:08	BA	443832
Bromodichloromethane	ETO15	1.00	0.74	3.4	ND	ND		11/11/19	16:08	BA	443832
1,4-Dioxane	ETO15	1.00	1.8	3.6	ND	ND		11/11/19	16:08	BA	443832
trans-1,3-Dichloropropene	ETO15	1.00	1.1	2.3	ND	ND		11/11/19	16:08	BA	443832
Toluene	ETO15	1.00	0.75	1.9	4.4	1.17		11/11/19	16:08	BA	443832
4-Methyl-2-Pentanone (MIBK)	ETO15	1.00	0.75	2.1	ND	ND		11/11/19	16:08	BA	443832
cis-1,3-Dichloropropene	ETO15	1.00	0.42	2.3	ND	ND		11/11/19	16:08	BA	443832
Tetrachloroethylene	ETO15	1.00	1.5	3.4	4.4	0.65		11/11/19	16:08	BA	443832
1,1,2-Trichloroethane	ETO15	1.00	0.58	2.7	ND	ND		11/11/19	16:08	BA	443832
Dibromochloromethane	ETO15	1.00	1.1	4.3	ND	ND		11/11/19	16:08	BA	443832
1,2-Dibromoethane (EDB)	ETO15	1.00	0.74	3.8	ND	ND		11/11/19	16:08	BA	443832
2-Hexanone	ETO15	1.00	0.65	2.1	ND	ND		11/11/19	16:08	BA	443832
Ethyl Benzene	ETO15	1.00	0.63	2.2	ND	ND		11/11/19	16:08	BA	443832
Chlorobenzene	ETO15	1.00	0.60	2.3	ND	ND		11/11/19	16:08	BA	443832
1,1,1,2-Tetrachloroethane	ETO15	1.00	0.84	3.4	ND	ND		11/11/19	16:08	BA	443832
m,p-Xylene	ETO15	1.00	0.98	2.2	7.3	1.68		11/11/19	16:08	BA	443832
o-Xylene	ETO15	1.00	0.30	2.2	3.0	0.69		11/11/19	16:08	BA	443832
Styrene	ETO15	1.00	0.46	2.1	ND	ND		11/11/19	16:08	BA	443832
Bromoform	ETO15	1.00	1.3	5.2	ND	ND		11/11/19	16:08	BA	443832
1,1,2,2-Tetrachloroethane	ETO15	1.00	0.82	3.4	ND	ND		11/11/19	16:08	BA	443832



SAMPLE RESULTS

Report prepared for: Nicholas Brettner
Cornerstone Earth Group

Date/Time Received: 11/08/19, 6:10 pm
Date Reported: 11/13/19

Client Sample ID:	SV-5	Lab Sample ID:	1911087-004A
Project Name/Location:	Meridian / Parkmoor / Race St., SJ	Sample Matrix:	Soil Vapor
Project Number:		Certified Clean WO # :	
Date/Time Sampled:	11/08/19 / 15:22	Received PSI :	12.4
Canister/Tube ID:	A7467	Corrected PSI :	
Collection Volume (L):			
SDG:			

Prep Method: TO15-P	Prep Batch Date/Time: 11/11/19 10:00:00AM
Prep Batch ID: 1118176	Prep Analyst: BALI

Parameters:	Analysis Method	DF	MDL ug/m3	PQL ug/m3	Results ug/m3	Results ppbv	Q	Analyzed	Time	By	Analytical Batch
4-Ethyl Toluene	ETO15	1.00	0.55	2.5	ND	ND		11/11/19	16:08	BA	443832
1,3,5-Trimethylbenzene	ETO15	1.00	0.30	2.5	ND	ND		11/11/19	16:08	BA	443832
1,2,4-Trimethylbenzene	ETO15	1.00	0.60	2.5	ND	ND		11/11/19	16:08	BA	443832
1,4-Dichlorobenzene	ETO15	1.00	0.75	3.0	ND	ND		11/11/19	16:08	BA	443832
1,3-Dichlorobenzene	ETO15	1.00	1.3	3.0	ND	ND		11/11/19	16:08	BA	443832
1,2-Dichlorobenzene	ETO15	1.00	1.1	3.0	ND	ND		11/11/19	16:08	BA	443832
Hexachlorobutadiene	ETO15	1.00	1.9	5.3	ND	ND		11/11/19	16:08	BA	443832
1,2,4-Trichlorobenzene	ETO15	1.00	2.2	3.7	ND	ND		11/11/19	16:08	BA	443832
Naphthalene	ETO15	1.00	1.3	2.6	ND	ND		11/11/19	16:08	BA	443832
(S) 4-Bromofluorobenzene	ETO15	1.00	50	150	96 %			11/11/19	16:08	BA	443832

Prep Method: TO15-GRO	Prep Batch Date/Time: 11/11/19 9:00:00AM
Prep Batch ID: 1118223	Prep Analyst: BALI

Parameters:	Analysis Method	DF	MDL ug/m3	PQL ug/m3	Results ug/m3	Results ppbv	Q	Analyzed	Time	By	Analytical Batch
GRO (C5-C12)	TO-15	1.00	40	180	1100	312.50	x	11/11/19	16:08	BA	443832

NOTE: x - Sample chromatogram does not resemble gasoline standard pattern. Reported value is the result of hydrocarbons within range of C5-C12 quantified as Gasoline.



SAMPLE RESULTS

Report prepared for: Nicholas Brettner
Cornerstone Earth Group

Date/Time Received: 11/08/19, 6:10 pm
Date Reported: 11/13/19

Client Sample ID:	SV-2	Lab Sample ID:	1911087-005A
Project Name/Location:	Meridian / Parkmoor / Race St., SJ	Sample Matrix:	Soil Vapor
Project Number:		Certified Clean WO # :	
Date/Time Sampled:	11/08/19 / 16:21	Received PSI :	12.4
Canister/Tube ID:	N1442	Corrected PSI :	
Collection Volume (L):			
SDG:			

Prep Method: FG-P	Prep Batch Date/Time: 11/12/19 1:00:00PM
Prep Batch ID: 1118206	Prep Analyst: BALI

Parameters:	Analysis Method	DF	MDL %	PQL %	Results %		Q	Analyzed	Time	By	Analytical Batch
Carbon Dioxide	D1946	2.30	0.023	0.12	4.1			11/12/19	17:57	BA	443874
Oxygen	D1946	2.30	0.024	0.12	14			11/12/19	17:57	BA	443874
Methane	D1946	2.30	0.0054	0.012	ND			11/12/19	17:57	BA	443874

Prep Method: TO15-P	Prep Batch Date/Time: 11/11/19 10:00:00AM
Prep Batch ID: 1118176	Prep Analyst: BALI

Parameters:	Analysis Method	DF	MDL ug/m3	PQL ug/m3	Results ug/m3	Results ppbv	Q	Analyzed	Time	By	Analytical Batch
Dichlorodifluoromethane	ETO15	1.00	1.6	2.5	ND	ND		11/11/19	16:33	BA	443832
1,1-Difluoroethane	ETO15	1.00	0.35	14	ND	ND		11/11/19	16:33	BA	443832
1,2-Dichlorotetrafluoroethane	ETO15	1.00	1.4	3.5	ND	ND		11/11/19	16:33	BA	443832
Chloromethane	ETO15	1.00	2.0	4.1	ND	ND		11/11/19	16:33	BA	443832
Vinyl Chloride	ETO15	1.00	0.23	1.3	ND	ND		11/11/19	16:33	BA	443832
1,3-Butadiene	ETO15	1.00	0.34	1.1	ND	ND		11/11/19	16:33	BA	443832
Bromomethane	ETO15	1.00	0.66	1.9	ND	ND		11/11/19	16:33	BA	443832
Chloroethane	ETO15	1.00	0.81	1.3	ND	ND		11/11/19	16:33	BA	443832
Trichlorofluoromethane	ETO15	1.00	0.56	2.8	ND	ND		11/11/19	16:33	BA	443832
1,1-Dichloroethene	ETO15	1.00	0.83	2.0	ND	ND		11/11/19	16:33	BA	443832
Freon 113	ETO15	1.00	1.0	3.8	ND	ND		11/11/19	16:33	BA	443832
Carbon Disulfide	ETO15	1.00	0.37	1.6	ND	ND		11/11/19	16:33	BA	443832
2-Propanol (Isopropyl Alcohol)	ETO15	1.00	1.3	12	ND	ND		11/11/19	16:33	BA	443832
Methylene Chloride	ETO15	1.00	0.70	10	ND	ND		11/11/19	16:33	BA	443832
Acetone	ETO15	1.00	0.40	12	12	5.04		11/11/19	16:33	BA	443832
trans-1,2-Dichloroethene	ETO15	1.00	0.48	2.0	ND	ND		11/11/19	16:33	BA	443832
Hexane	ETO15	1.00	0.46	1.8	1.8	0.51		11/11/19	16:33	BA	443832
MTBE	ETO15	1.00	0.44	1.8	ND	ND		11/11/19	16:33	BA	443832
tert-Butanol	ETO15	1.00	0.62	1.5	ND	ND		11/11/19	16:33	BA	443832
Diisopropyl ether (DIPE)	ETO15	1.00	0.74	2.1	ND	ND		11/11/19	16:33	BA	443832
1,1-Dichloroethane	ETO15	1.00	0.54	2.0	ND	ND		11/11/19	16:33	BA	443832
ETBE	ETO15	1.00	0.33	2.1	ND	ND		11/11/19	16:33	BA	443832



SAMPLE RESULTS

Report prepared for: Nicholas Brettner
Cornerstone Earth Group

Date/Time Received: 11/08/19, 6:10 pm
Date Reported: 11/13/19

Client Sample ID:	SV-2	Lab Sample ID:	1911087-005A
Project Name/Location:	Meridian / Parkmoor / Race St., SJ	Sample Matrix:	Soil Vapor
Project Number:		Certified Clean WO # :	
Date/Time Sampled:	11/08/19 / 16:21	Received PSI :	12.4
Canister/Tube ID:	N1442	Corrected PSI :	
Collection Volume (L):			
SDG:			

Prep Method: TO15-P	Prep Batch Date/Time: 11/11/19 10:00:00AM
Prep Batch ID: 1118176	Prep Analyst: BALI

Parameters:	Analysis Method	DF	MDL ug/m3	PQL ug/m3	Results ug/m3	Results ppbv	Q	Analyzed	Time	By	Analytical Batch
cis-1,2-Dichloroethene	ETO15	1.00	0.83	2.0	ND	ND		11/11/19	16:33	BA	443832
Chloroform	ETO15	1.00	0.97	2.4	ND	ND		11/11/19	16:33	BA	443832
Vinyl Acetate	ETO15	1.00	0.76	1.8	ND	ND		11/11/19	16:33	BA	443832
Carbon Tetrachloride	ETO15	1.00	1.1	3.1	ND	ND		11/11/19	16:33	BA	443832
1,1,1-Trichloroethane	ETO15	1.00	0.79	2.7	ND	ND		11/11/19	16:33	BA	443832
2-Butanone (MEK)	ETO15	1.00	0.39	1.5	ND	ND		11/11/19	16:33	BA	443832
Ethyl Acetate	ETO15	1.00	0.48	1.8	ND	ND		11/11/19	16:33	BA	443832
Tetrahydrofuran	ETO15	1.00	0.45	1.5	ND	ND		11/11/19	16:33	BA	443832
Benzene	ETO15	1.00	0.44	1.6	ND	ND		11/11/19	16:33	BA	443832
TAME	ETO15	1.00	0.67	2.1	ND	ND		11/11/19	16:33	BA	443832
1,2-Dichloroethane (EDC)	ETO15	1.00	0.42	2.0	ND	ND		11/11/19	16:33	BA	443832
Trichloroethylene	ETO15	1.00	0.81	2.7	ND	ND		11/11/19	16:33	BA	443832
1,2-Dichloropropane	ETO15	1.00	0.76	2.3	ND	ND		11/11/19	16:33	BA	443832
Bromodichloromethane	ETO15	1.00	0.74	3.4	ND	ND		11/11/19	16:33	BA	443832
1,4-Dioxane	ETO15	1.00	1.8	3.6	ND	ND		11/11/19	16:33	BA	443832
trans-1,3-Dichloropropene	ETO15	1.00	1.1	2.3	ND	ND		11/11/19	16:33	BA	443832
Toluene	ETO15	1.00	0.75	1.9	2.0	0.53		11/11/19	16:33	BA	443832
4-Methyl-2-Pentanone (MIBK)	ETO15	1.00	0.75	2.1	ND	ND		11/11/19	16:33	BA	443832
cis-1,3-Dichloropropene	ETO15	1.00	0.42	2.3	ND	ND		11/11/19	16:33	BA	443832
Tetrachloroethylene	ETO15	1.00	1.5	3.4	ND	ND		11/11/19	16:33	BA	443832
1,1,2-Trichloroethane	ETO15	1.00	0.58	2.7	ND	ND		11/11/19	16:33	BA	443832
Dibromochloromethane	ETO15	1.00	1.1	4.3	ND	ND		11/11/19	16:33	BA	443832
1,2-Dibromoethane (EDB)	ETO15	1.00	0.74	3.8	ND	ND		11/11/19	16:33	BA	443832
2-Hexanone	ETO15	1.00	0.65	2.1	ND	ND		11/11/19	16:33	BA	443832
Ethyl Benzene	ETO15	1.00	0.63	2.2	ND	ND		11/11/19	16:33	BA	443832
Chlorobenzene	ETO15	1.00	0.60	2.3	ND	ND		11/11/19	16:33	BA	443832
1,1,1,2-Tetrachloroethane	ETO15	1.00	0.84	3.4	ND	ND		11/11/19	16:33	BA	443832
m,p-Xylene	ETO15	1.00	0.98	2.2	ND	ND		11/11/19	16:33	BA	443832
o-Xylene	ETO15	1.00	0.30	2.2	ND	ND		11/11/19	16:33	BA	443832
Styrene	ETO15	1.00	0.46	2.1	ND	ND		11/11/19	16:33	BA	443832
Bromoform	ETO15	1.00	1.3	5.2	ND	ND		11/11/19	16:33	BA	443832
1,1,2,2-Tetrachloroethane	ETO15	1.00	0.82	3.4	ND	ND		11/11/19	16:33	BA	443832



SAMPLE RESULTS

Report prepared for: Nicholas Brettner
Cornerstone Earth Group

Date/Time Received: 11/08/19, 6:10 pm
Date Reported: 11/13/19

Client Sample ID:	SV-2	Lab Sample ID:	1911087-005A
Project Name/Location:	Meridian / Parkmoor / Race St., SJ	Sample Matrix:	Soil Vapor
Project Number:		Certified Clean WO # :	
Date/Time Sampled:	11/08/19 / 16:21	Received PSI :	12.4
Canister/Tube ID:	N1442	Corrected PSI :	
Collection Volume (L):			
SDG:			

Prep Method: TO15-P	Prep Batch Date/Time: 11/11/19 10:00:00AM
Prep Batch ID: 1118176	Prep Analyst: BALI

Parameters:	Analysis Method	DF	MDL ug/m3	PQL ug/m3	Results ug/m3	Results ppbv	Q	Analyzed	Time	By	Analytical Batch
4-Ethyl Toluene	ETO15	1.00	0.55	2.5	ND	ND		11/11/19	16:33	BA	443832
1,3,5-Trimethylbenzene	ETO15	1.00	0.30	2.5	ND	ND		11/11/19	16:33	BA	443832
1,2,4-Trimethylbenzene	ETO15	1.00	0.60	2.5	ND	ND		11/11/19	16:33	BA	443832
1,4-Dichlorobenzene	ETO15	1.00	0.75	3.0	ND	ND		11/11/19	16:33	BA	443832
1,3-Dichlorobenzene	ETO15	1.00	1.3	3.0	ND	ND		11/11/19	16:33	BA	443832
1,2-Dichlorobenzene	ETO15	1.00	1.1	3.0	ND	ND		11/11/19	16:33	BA	443832
Hexachlorobutadiene	ETO15	1.00	1.9	5.3	ND	ND		11/11/19	16:33	BA	443832
1,2,4-Trichlorobenzene	ETO15	1.00	2.2	3.7	ND	ND		11/11/19	16:33	BA	443832
Naphthalene	ETO15	1.00	1.3	2.6	ND	ND		11/11/19	16:33	BA	443832
(S) 4-Bromofluorobenzene	ETO15	1.00	50	150	91 %			11/11/19	16:33	BA	443832

Prep Method: TO15-GRO	Prep Batch Date/Time: 11/11/19 9:00:00AM
Prep Batch ID: 1118223	Prep Analyst: BALI

Parameters:	Analysis Method	DF	MDL ug/m3	PQL ug/m3	Results ug/m3	Results ppbv	Q	Analyzed	Time	By	Analytical Batch
GRO (C5-C12)	TO-15	1.00	40	180	326	92.61	x	11/11/19	16:33	BA	443832

NOTE: x - Sample chromatogram does not resemble gasoline standard pattern. Reported value is the result of hydrocarbons within range of C5-C12 quantified as Gasoline.



SAMPLE RESULTS

Report prepared for: Nicholas Brettner
Cornerstone Earth Group

Date/Time Received: 11/08/19, 6:10 pm
Date Reported: 11/13/19

Client Sample ID:	SV-2 (IPA)	Lab Sample ID:	1911087-006A
Project Name/Location:	Meridian / Parkmoor / Race St., SJ	Sample Matrix:	Soil Vapor
Project Number:		Certified Clean WO # :	
Date/Time Sampled:	11/08/19 / 16:21	Received PSI :	10.5
Canister/Tube ID:	A7459	Corrected PSI :	
Collection Volume (L):			
SDG:			

Prep Method: TO15-P	Prep Batch Date/Time: 11/11/19 12:00:00PM
Prep Batch ID: 1118213	Prep Analyst: BALI

Parameters:	Analysis Method	DF	MDL ug/m3	PQL ug/m3	Results ug/m3	Results ppbv	Q	Analyzed	Time	By	Analytical Batch
2-Propanol (Isopropyl Alcohol)	ETO15	1,200	1500	15000	100000	40,650.41		11/11/19	21:05	BA	443883
(S) 4-Bromofluorobenzene	ETO15	1,200	50	150	92 %			11/11/19	21:05	BA	443883



MB Summary Report

Work Order:	1911087	Prep Method:	TO15-P	Prep Date:	11/11/19	Prep Batch:	1118176
Matrix:	Air	Analytical Method:	ETO15	Analyzed Date:	11/11/2019	Analytical Batch:	443832
Units:	ppbv						

Parameters	MDL	PQL	Method Blank Conc.	Lab Qualifier
Dichlorodifluoromethane	0.32	0.50	ND	
1,1-Difluoroethane	0.13	5.0	ND	
1,2-Dichlorotetrafluoroethane	0.20	0.50	ND	
Chloromethane	0.99	2.0	ND	
Vinyl Chloride	0.088	0.50	ND	
1,3-Butadiene	0.15	0.50	ND	
Bromomethane	0.17	0.50	0.22	J
Chloroethane	0.31	0.50	ND	
Trichlorofluoromethane	0.099	0.50	ND	
1,1-Dichloroethene	0.21	0.50	ND	
Freon 113	0.13	0.50	ND	
Carbon Disulfide	0.12	0.50	ND	
2-Propanol (Isopropyl Alcohol)	0.52	5.0	ND	
Methylene Chloride	0.20	3.0	ND	
Acetone	0.17	5.0	ND	
trans-1,2-Dichloroethene	0.12	0.50	ND	
Hexane	0.13	0.50	0.16	J
MTBE	0.12	0.50	ND	
tert-Butanol	0.20	0.50	ND	
Diisopropyl ether (DIPE)	0.18	0.50	ND	
1,1-Dichloroethane	0.13	0.50	ND	
ETBE	0.078	0.50	ND	
cis-1,2-Dichloroethene	0.21	0.50	ND	
Chloroform	0.20	0.50	ND	
Vinyl Acetate	0.22	0.50	ND	
Carbon Tetrachloride	0.18	0.50	ND	
1,1,1-Trichloroethane	0.15	0.50	ND	
2-Butanone (MEK)	0.13	0.50	ND	
Ethyl Acetate	0.13	0.50	ND	
Tetrahydrofuran	0.15	0.50	ND	
Benzene	0.14	0.50	ND	
TAME	0.16	0.50	ND	
1,2-Dichloroethane (EDC)	0.10	0.50	ND	
Trichloroethylene	0.15	0.50	ND	
1,2-Dichloropropane	0.17	0.50	ND	
Bromodichloromethane	0.11	0.50	ND	
1,4-Dioxane	0.50	1.0	ND	
trans-1,3-Dichloropropene	0.23	0.50	ND	
Toluene	0.20	0.50	ND	
4-Methyl-2-Pentanone (MIBK)	0.18	0.50	ND	
cis-1,3-Dichloropropene	0.093	0.50	ND	



MB Summary Report

Work Order:	1911087	Prep Method:	TO15-P	Prep Date:	11/11/19	Prep Batch:	1118176
Matrix:	Air	Analytical Method:	ETO15	Analyzed Date:	11/11/2019	Analytical Batch:	443832
Units:	ppbv						

Parameters	MDL	PQL	Method Blank Conc.	Lab Qualifier
Tetrachloroethylene	0.22	0.50	ND	
1,1,2-Trichloroethane	0.11	0.50	ND	
Dibromochloromethane	0.13	0.50	ND	
1,2-Dibromoethane (EDB)	0.096	0.50	ND	
2-Hexanone	0.16	0.50	ND	
Ethyl Benzene	0.15	0.50	ND	
Chlorobenzene	0.13	0.50	ND	
1,1,1,2-Tetrachloroethane	0.12	0.50	ND	
m,p-Xylene	0.23	0.50	ND	
o-Xylene	0.070	0.50	ND	
Styrene	0.11	0.50	ND	
Bromoform	0.13	0.50	ND	
1,1,1,2,2-Tetrachloroethane	0.12	0.50	ND	
4-Ethyl Toluene	0.11	0.50	ND	
1,3,5-Trimethylbenzene	0.061	0.50	ND	
1,2,4-Trimethylbenzene	0.12	0.50	ND	
1,4-Dichlorobenzene	0.12	0.50	ND	
1,3-Dichlorobenzene	0.22	0.50	ND	
1,2-Dichlorobenzene	0.18	0.50	ND	
Hexachlorobutadiene	0.17	0.50	ND	
1,2,4-Trichlorobenzene	0.29	0.50	ND	
Naphthalene	0.24	0.50	ND	
Cyclohexane	0.50	0.50	ND	
Benzyl Chloride	0.20	0.50	ND	
Heptane	0.13	0.50	ND	
(S) 4-Bromofluorobenzene			90	



MB Summary Report

Work Order:	1911087	Prep Method:	FG-P	Prep Date:	11/12/19	Prep Batch:	1118206
Matrix:	Air	Analytical Method:	D1946	Analyzed Date:	11/12/2019	Analytical Batch:	443874
Units:	ppmv						

Parameters	MDL	PQL	Method Blank Conc.	Lab Qualifier	
Carbon Dioxide	100	500	ND		
Ethene	110	500	ND		
Ethane	130	500	ND		
Hydrogen	180	500	ND		
Oxygen	110	500	ND		
Nitrogen	260	500	ND		
Methane	23	50	ND		
Carbon Monoxide	200	500	ND		



MB Summary Report

Work Order:	1911087	Prep Method:	TO15-P	Prep Date:	11/11/19	Prep Batch:	1118213
Matrix:	Air	Analytical Method:	ETO15	Analyzed Date:	11/11/2019	Analytical Batch:	443883
Units:	ppbv						

Parameters	MDL	PQL	Method Blank Conc.	Lab Qualifier
Dichlorodifluoromethane	0.32	0.50	ND	
1,1-Difluoroethane	0.13	5.0	ND	
1,2-Dichlorotetrafluoroethane	0.20	0.50	ND	
Chloromethane	0.99	2.0	ND	
Vinyl Chloride	0.088	0.50	ND	
1,3-Butadiene	0.15	0.50	ND	
Bromomethane	0.17	0.50	ND	
Chloroethane	0.31	0.50	ND	
Trichlorofluoromethane	0.099	0.50	0.16	
1,1-Dichloroethene	0.21	0.50	ND	
Freon 113	0.13	0.50	ND	
Carbon Disulfide	0.12	0.50	ND	
2-Propanol (Isopropyl Alcohol)	0.52	5.0	ND	
Methylene Chloride	0.20	3.0	0.79	
Acetone	0.17	5.0	3.2	
trans-1,2-Dichloroethene	0.12	0.50	ND	
Hexane	0.13	0.50	0.39	
MTBE	0.12	0.50	ND	
tert-Butanol	0.20	0.50	ND	
Diisopropyl ether (DIPE)	0.18	0.50	ND	
1,1-Dichloroethane	0.13	0.50	ND	
ETBE	0.078	0.50	ND	
cis-1,2-Dichloroethene	0.21	0.50	ND	
Chloroform	0.20	0.50	ND	
Vinyl Acetate	0.22	0.50	ND	
Carbon Tetrachloride	0.18	0.50	ND	
1,1,1-Trichloroethane	0.15	0.50	ND	
2-Butanone (MEK)	0.13	0.50	0.36	
Ethyl Acetate	0.13	0.50	ND	
Tetrahydrofuran	0.15	0.50	ND	
Benzene	0.14	0.50	0.16	
TAME	0.16	0.50	ND	
1,2-Dichloroethane (EDC)	0.10	0.50	ND	
Trichloroethylene	0.15	0.50	ND	
1,2-Dichloropropane	0.17	0.50	ND	
Bromodichloromethane	0.11	0.50	ND	
1,4-Dioxane	0.50	1.0	ND	
trans-1,3-Dichloropropene	0.23	0.50	ND	
Toluene	0.20	0.50	0.27	
4-Methyl-2-Pentanone (MIBK)	0.18	0.50	ND	
cis-1,3-Dichloropropene	0.093	0.50	ND	



MB Summary Report

Work Order:	1911087	Prep Method:	TO15-P	Prep Date:	11/11/19	Prep Batch:	1118213
Matrix:	Air	Analytical Method:	ETO15	Analyzed Date:	11/11/2019	Analytical Batch:	443883
Units:	ppbv						

Parameters	MDL	PQL	Method Blank Conc.	Lab Qualifier
Tetrachloroethylene	0.22	0.50	ND	
1,1,2-Trichloroethane	0.11	0.50	ND	
Dibromochloromethane	0.13	0.50	ND	
1,2-Dibromoethane (EDB)	0.096	0.50	ND	
2-Hexanone	0.16	0.50	ND	
Ethyl Benzene	0.15	0.50	ND	
Chlorobenzene	0.13	0.50	ND	
1,1,1,2-Tetrachloroethane	0.12	0.50	ND	
m,p-Xylene	0.23	0.50	ND	
o-Xylene	0.070	0.50	ND	
Styrene	0.11	0.50	ND	
Bromoform	0.13	0.50	ND	
1,1,2,2-Tetrachloroethane	0.12	0.50	ND	
4-Ethyl Toluene	0.11	0.50	ND	
1,3,5-Trimethylbenzene	0.061	0.50	ND	
1,2,4-Trimethylbenzene	0.12	0.50	ND	
1,4-Dichlorobenzene	0.12	0.50	ND	
1,3-Dichlorobenzene	0.22	0.50	ND	
1,2-Dichlorobenzene	0.18	0.50	ND	
Hexachlorobutadiene	0.17	0.50	ND	
1,2,4-Trichlorobenzene	0.29	0.50	ND	
Naphthalene	0.24	0.50	ND	
Cyclohexane	0.50	0.50	ND	
Benzyl Chloride	0.20	0.50	ND	
Heptane	0.13	0.50	ND	
(S) 4-Bromofluorobenzene			91	

Work Order:	1911087	Prep Method:	TO15-GRO	Prep Date:	11/11/19	Prep Batch:	1118223
Matrix:	Air	Analytical Method:	ETO15	Analyzed Date:	11/11/2019	Analytical Batch:	443832
Units:	ppbv						

Parameters	MDL	PQL	Method Blank Conc.	Lab Qualifier
GRO (C5-C12)	11	50	ND	



MB Summary Report

Work Order:	1911087	Prep Method:	TO15-P	Prep Date:	11/12/19	Prep Batch:	1118227
Matrix:	Air	Analytical Method:	ETO15	Analyzed Date:	11/12/2019	Analytical Batch:	443886
Units:	ppbv						

Parameters	MDL	PQL	Method Blank Conc.	Lab Qualifier	
2-Propanol (Isopropyl Alcohol)	0.52	5.0	ND		
(S) 4-Bromofluorobenzene			91		



LCS/LCSD Summary Report

Raw values are used in quality control assessment.

Work Order:	1911087	Prep Method:	TO15-P	Prep Date:	11/11/19	Prep Batch:	1118176
Matrix:	Air	Analytical Method:	ETO15	Analyzed Date:	11/11/2019	Analytical Batch:	443832
Units:	ppbv						

Parameters	MDL	PQL	Method Blank Conc.	Spike Conc.	LCS % Recovery	LCSD % Recovery	LCS/LCSD % RPD	% Recovery Limits	% RPD Limits	Lab Qualifier
1,1-Dichloroethene	0.21	0.50	ND	8.00	113	119	5.40	65 - 135	30	
Benzene	0.14	0.50	ND	8.00	98.5	102	3.61	65 - 135	30	
Trichloroethylene	0.15	0.50	ND	8.00	95.3	99.3	4.24	65 - 135	30	
Toluene	0.20	0.50	ND	8.00	96.9	100	3.30	65 - 135	30	
Chlorobenzene	0.13	0.50	ND	8.00	93.5	101	7.96	65 - 135	30	
(S) 4-Bromofluorobenzene				20.0	95.3	91.5		50 - 150		

Work Order:	1911087	Prep Method:	FG-P	Prep Date:	11/12/19	Prep Batch:	1118206
Matrix:	Air	Analytical Method:	D1946	Analyzed Date:	11/12/2019	Analytical Batch:	443874
Units:	ppmv						

Parameters	MDL	PQL	Method Blank Conc.	Spike Conc.	LCS % Recovery	LCSD % Recovery	LCS/LCSD % RPD	% Recovery Limits	% RPD Limits	Lab Qualifier
Carbon Dioxide	100	500	ND	2500	84.2	76.6	9.95	65 - 135	30	
Ethene	110	500	ND	2500	80.0	72.9	9.42	65 - 135	30	
Ethane	130	500	ND	2500	88.3	73.0	18.8	65 - 135	30	
Hydrogen	180	500	ND	2500	90.7	104	13.6	65 - 135	30	
Oxygen	110	500	ND	2500	109	87.2	22.0	65 - 135	30	
Nitrogen	260	500	ND	2500	90.6	80.8	11.7	65 - 135	30	
Methane	230	500	ND	2500	92.5	82.1	11.9	65 - 135	30	
Carbon Monoxide	200	500	ND	2500	88.0	78.6	11.0	65 - 135	30	

Work Order:	1911087	Prep Method:	TO15-P	Prep Date:	11/11/19	Prep Batch:	1118213
Matrix:	Air	Analytical Method:	ETO15	Analyzed Date:	11/11/2019	Analytical Batch:	443883
Units:	ppbv						

Parameters	MDL	PQL	Method Blank Conc.	Spike Conc.	LCS % Recovery	LCSD % Recovery	LCS/LCSD % RPD	% Recovery Limits	% RPD Limits	Lab Qualifier
1,1-Dichloroethene	0.21	0.50	ND	8.00	108	93.1	14.3	65 - 135	30	,
Benzene	0.14	0.50	ND	8.00	103	85.7	18.8	65 - 135	30	,
Trichloroethylene	0.15	0.50	ND	8.00	123	101	20.0	65 - 135	30	,
Toluene	0.20	0.50	ND	8.00	116	94.7	20.3	65 - 135	30	,
Chlorobenzene	0.13	0.50	ND	8.00	111	96.0	14.8	65 - 135	30	,
(S) 4-Bromofluorobenzene				20.0	101	99.0		50 - 150		,



LCS/LCSD Summary Report

Raw values are used in quality control assessment.

Work Order:	1911087	Prep Method:	TO15-GRO	Prep Date:	11/11/19	Prep Batch:	1118223
Matrix:	Air	Analytical Method:	ETO15	Analyzed Date:	11/11/2019	Analytical Batch:	443832
Units:	ppbv						

Parameters	MDL	PQL	Method Blank Conc.	Spike Conc.	LCS % Recovery	LCSD % Recovery	LCS/LCSD % RPD	% Recovery Limits	% RPD Limits	Lab Qualifier
GRO (C5-C12)	11	50	ND	500	74.0	76.4	3.19	65 - 135	30	,

Work Order:	1911087	Prep Method:	TO15-P	Prep Date:	11/12/19	Prep Batch:	1118227
Matrix:	Air	Analytical Method:	ETO15	Analyzed Date:	11/12/2019	Analytical Batch:	443886
Units:	ppbv						

Parameters	MDL	PQL	Method Blank Conc.	Spike Conc.	LCS % Recovery	LCSD % Recovery	LCS/LCSD % RPD	% Recovery Limits	% RPD Limits	Lab Qualifier
1,1-Dichloroethene	0.21	0.50		8.00	116	116	0.430	65 - 135	30	,
Benzene	0.14	0.50		8.00	105	105	0.238	65 - 135	30	,
Trichloroethylene	0.15	0.50		8.00	99.7	98.4	1.26	65 - 135	30	,
Toluene	0.20	0.50		8.00	97.6	98.3	0.638	65 - 135	30	,
Chlorobenzene	0.13	0.50		8.00	96.8	98.9	2.17	65 - 135	30	,
(S) 4-Bromofluorobenzene				20.0	96.0	92.4		50 - 150		,



Laboratory Qualifiers and Definitions

DEFINITIONS:

Accuracy/Bias (% Recovery) - The closeness of agreement between an observed value and an accepted reference value.
Blank (Method/Preparation Blank) -MB/PB - An analyte-free matrix to which all reagents are added in the same volumes/proportions as used in sample processing. The method blank is used to document contamination resulting from the analytical process.
Duplicate - a field sample and/or laboratory QC sample prepared in duplicate following all of the same processes and procedures used on the original sample (sample duplicate, LCSD, MSD)
Laboratory Control Sample (LCS ad LCSD) - A known matrix spiked with compounds representative of the target analyte(s). This is used to document laboratory performance.
Matrix - the component or substrate that contains the analyte of interest (e.g., - groundwater, sediment, soil, waste water, etc)
Matrix Spike (MS/MSD) - Client sample spiked with identical concentrations of target analyte (s). The spiking occurs prior to the sample preparation and analysis. They are used to document the precision and bias of a method in a given sample matrix.
Method Detection Limit (MDL) - the minimum concentration of a substance that can be measured and reported with a 99% confidence that the analyte concentration is greater than zero
Practical Quantitation Limit/Reporting Limit/Limit of Quantitation (PQL/RL/LOQ) - a laboratory determined value at 2 to 5 times above the MDL that can be reproduced in a manner that results in a 99% confidence level that the result is both accurate and precise. PQLs/RLs/LODs reflect all preparation factors and/or dilution factors that have been applied to the sample during the preparation and/or analytical processes.
Precision (%RPD) - The agreement among a set of replicate/duplicate measurements without regard to known value of the replicates
Surrogate (S) or (Surr) - An organic compound which is similar to the target analyte(s) in chemical composition and behavior in the analytical process, but which is not normally found in environmental samples. Surrogates are used in most organic analysis to demonstrate matrix compatibility with the chosen method of analysis
Tentatively Identified Compound (TIC) - A compound not contained within the analytical calibration standards but present in the GCMS library of defined compounds. When the library is searched for an unknown compound, it can frequently give a tentative identification to the compound based on retention time and primary and secondary ion match. TICs are reported as estimates and are candidates for further investigation.
Units: the unit of measure used to express the reported result - mg/L and mg/Kg (equivalent to PPM - parts per million in liquid and solid), ug/L and ug/Kg (equivalent to PPB - parts per billion in liquid and solid), ug/m3 , mg/m3 , ppbv and ppmv (all units of measure for reporting concentrations in air), % (equivalent to 10000 ppm or 1,000,000 ppb), ug/Wipe (concentration found on the surface of a single Wipe usually taken over a 100cm ² surface)

LABORATORY QUALIFIERS:

B - Indicates when the analyte is found in the associated method or preparation blank
D - Surrogate is not recoverable due to the necessary dilution of the sample
E - Indicates the reportable value is outside of the calibration range of the instrument but within the linear range of the instrument (unless otherwise noted) Values reported with an E qualifier should be considered as estimated.
H - Indicates that the recommended holding time for the analyte or compound has been exceeded
J - Indicates a value between the method MDL and PQL and that the reported concentration should be considered as estimated rather the quantitative
NA - Not Analyzed
N/A - Not Applicable
ND - Not Detected at a concentration greater than the PQL/RL or, if reported to the MDL, at greater than the MDL.
NR - Not recoverable - a matrix spike concentration is not recoverable due to a concentration within the original sample that is greater than four times the spike concentration added
R - The % RPD between a duplicate set of samples is outside of the absolute values established by laboratory control charts
S - Spike recovery is outside of established method and/or laboratory control limits. Further explanation of the use of this qualifier should be included within a case narrative
X -Used to indicate that a value based on pattern identification is within the pattern range but not typical of the pattern found in standards. Further explanation may or may not be provided within the sample footnote and/or the case narrative.



Sample Receipt Checklist

Client Name: Cornerstone Earth Group

Date and Time Received: 11/8/2019 6:10:00PM

Project Name: Meridian / Parkmoor / Race St., SJ

Received By: Navin Ghodasara

Work Order No.: 1911087

Physically Logged By: Navin Ghodasara

Checklist Completed By: Navin Ghodasara

Carrier Name: Client Drop Off

Chain of Custody (COC) Information

Chain of custody present?	<u>Yes</u>
Chain of custody signed when relinquished and received?	<u>Yes</u>
Chain of custody agrees with sample labels?	<u>Yes</u>
Custody seals intact on sample bottles?	<u>Not Present</u>

Sample Receipt Information

Custody seals intact on shipping container/cooler?	<u>Not Present</u>
Shipping Container/Cooler In Good Condition?	<u>Yes</u>
Samples in proper container/bottle?	<u>Yes</u>
Samples containers intact?	<u>Yes</u>
Sufficient sample volume for indicated test?	<u>Yes</u>

Sample Preservation and Hold Time (HT) Information

All samples received within holding time?	<u>Yes</u>	
Container/Temp Blank temperature in compliance?		Temperature: °C
Water-VOA vials have zero headspace?	<u>No VOA vials submitted</u>	
Water-pH acceptable upon receipt?	<u>N/A</u>	
pH Checked by: na	pH Adjusted by: na	

Comments:

Air samples received in Summa canister at ambient temperature.



Login Summary Report

Client ID: TL5119 Cornerstone Earth Group

Project Name: Meridian / Parkmoor / Race St., SJ

Project # :

Report Due Date: 11/13/2019

Comments:

Work Order # : 1911087

QC Level: II

TAT Requested: 3 Day Std:3

Date Received: 11/8/2019

Time Received: 6:10 pm

<u>WO Sample ID</u>	<u>Client Sample ID</u>	<u>Collection Date/Time</u>	<u>Matrix</u>	<u>Scheduled Disposal</u>	<u>Sample On Hold</u>	<u>Test On Hold</u>	<u>Requested Tests</u>	<u>Subbed</u>
1911087-001A	SV-4	11/08/19 13:04	Air				VOC_A_FG D1946 VOC_A_TO15GRO VOC_A_TO15	
Sample Note: TO-15. Fixed gasses O2, CH4, CO2.								
1911087-002A	SV-1	11/08/19 13:44	Air				VOC_A_FG D1946 VOC_A_TO15GRO VOC_A_TO15	
1911087-003A	SV-3	11/08/19 14:27	Air				VOC_A_FG D1946 VOC_A_TO15GRO VOC_A_TO15	
1911087-004A	SV-5	11/08/19 15:22	Air				VOC_A_FG D1946 VOC_A_TO15GRO VOC_A_TO15	
1911087-005A	SV-2	11/08/19 16:21	Air				VOC_A_FG D1946 VOC_A_TO15GRO VOC_A_TO15	
1911087-006A	SV-2 (IPA)	11/08/19 16:21	Air				VOC_A_FG D1946 VOC_A_TO15GRO VOC_A_TO15	
Sample Note: IPA only								



483 Sinclair Frontage Road
Milpitas, CA 95035
Phone: 408.263.5258
FAX: 408.263.8293
www.torrentlab.com

CHAIN OF CUSTODY

• NOTE: SHADED AREAS ARE FOR TORRENT LAB USE ONLY •

LAB WORK ORDER NO

1911087

Company Name: <u>Cornerstone Earth Group</u>	<input type="checkbox"/> Env. <input checked="" type="checkbox"/> Special	Project #:	PO #:
Address: <u>1259 Oakmead Pkwy</u>		Project Name: <u>Meridian / Parkmoor / Race St., SJ.</u>	
City: <u>Sunnyvale</u>	State: <u>CA</u>	Zip Code: <u>94085</u>	Comments:
Telephone: <u>408 245 4600</u>	Cell:	SAMPLER: <u>Ross Tinline</u>	Quote #:
REPORT TO: <u>Nicholas Brettner</u>		BILL TO: <u>Sore</u>	
		EMAIL: <u>n.brettner@cornerstoneearth.com</u> <u>c.hollande@cornerstoneearth.com</u>	

TURNAROUND TIME:

- ☐ 10 Work Days ☐ 4 Work Days ☐ 1 Work Day
☐ 7 Work Days ☒ 2 Work Days ☐ Noon - Nxt Day
☐ 5 Work Days ☐ 2 Work Days ☐ 2 - 8 Hours

SAMPLE TYPE:

- ☐ Indoor Air
☐ Ambient Air
☒ Soil/Gas Vapor
☐ Other

REPORT FORMAT:

- ☐ Level II - Std.
☐ Excel - EDD
☐ EDF ☐ Std.-EDD
☐ QC Level III
☐ QC Level IV

ANALYSIS REQUESTED

LAB ID	CLIENT'S SAMPLE I.D.	DATE / TIME SAMPLED	MATRIX	# OF CONT	CONT TYPE	CANISTER I.D.	Initial Vac. ("Hg)	Final Vac. ("Hg)	Flow Controller #	TO 15 for VOCs incl. TPHg.	TO 15 SIM	TO 17	Oxygen/CO2 methane	TO 15 for 2-propanol only	REMARKS
001A	SV-4	11-8-19 1257-1304	SV	1	IL	A11719	30	4	E10	X			X		
002A	SV-1	11-8-19 1338-1344	SV	1	IL	A7476	29	4	E109	X			X		
003A	SV-3	11-8-19 1421-1427	SV	1	IL	6323	29	4	E116	X			X		
004A	SV-5	11-8-19 1516-1522	SV	1	IL	A7467	29	4	E38	X			X		
005A	SV-2	11-8-19 1615-1621	SV	1	IL	N1442	28	4	E126	X			X		
006A	SV-2(1PA)	11-8-19 1616-1621	Shroud Atm	1	IL	A7459	30	8	E105					X	

1 Relinquished By: <u>Ross Tinline</u>	Print: <u>Ross Tinline</u>	Date: <u>11-8-19</u>	Time: <u>10:10</u>	Received By: <u>NAVIN G.</u>	Print: <u>NAVIN G.</u>	Date: <u>11-8-19</u>	Time: <u>18:10</u>
2 Relinquished By:	Print:	Date:	Time:	Received By:	Print:	Date:	Time:

Were Samples Received in Good Condition? ☒ Yes ☐ NO Samples on Ice? ☐ Yes ☒ NO Method of Shipment NO Sample seals intact? ☐ Yes ☐ NO ☒ N/A

NOTE: Samples are discarded by the laboratory 30 days from date of receipt unless other arrangements are made.

Log In By: ROSS Date: 11-8-19 Labeled By: ROSS Date: 11-8-19

Ambient Temp. _____ °C

Page ____ of ____ Rev. 1



Cornerstone Earth Group
1259 Oakmead Parkway
Sunnyvale, California 94035
Tel: (408) 245-4600
Fax: (408) 245-4620
RE: 550 Meridian Avenue, SJ

Work Order No.: 1911089

Dear Nicholas Brettner:

Torrent Laboratory, Inc. received 6 sample(s) on November 08, 2019 for the analyses presented in the following Report.

All data for associated QC met EPA or laboratory specification(s) except where noted in the case narrative.

Torrent Laboratory, Inc. is certified by the State of California, ELAP #1991. If you have any questions regarding these test results, please feel free to contact the Project Management Team at (408)263-5258; ext 204.

A handwritten signature in blue ink, appearing to read "Patti L. Sandrock", is written over a light blue horizontal line.

Patti L Sandrock
QA Officer

November 14, 2019

Date



Date: 11/14/2019

Client: Cornerstone Earth Group

Project: 550 Meridian Avenue, SJ

Work Order: 1911089

CASE NARRATIVE

Unless otherwise indicated in the following narrative, no issues encountered with the receiving, preparation, analysis or reporting of the results associated with this work order.

Unless otherwise indicated in the following narrative, no results have been method and/or field blank corrected.

Reported results relate only to the items/samples tested by the laboratory.

This report shall not be reproduced, except in full, without the written approval of Torrent Analytical, Inc.

Note for method TO15SIM: Method Blank is only used for Instrument purpose. Canisters are self-certified, and the report for the individually tested canisters can be found on work order "1911098".

Due to insufficient sample volume collected, samples -003A and- 006A could not be reported. Although dilutions were prepared and analyzed, due to instrument QC failure, that data is not reportable and no volume remains for re-analysis of either sample.



Sample Result Summary

Report prepared for: Nicholas Brettner
Cornerstone Earth Group

Date Received: 11/08/19

Date Reported: 11/14/19

IA-1

1911089-001

<u>Parameters:</u>	<u>Analysis Method</u>	<u>DF</u>	<u>MDL</u>	<u>PQL</u>	<u>Results ug/m3</u>
Vinyl Chloride	TO15SIM	1	0.00366	0.00768	0.0102
1,3-Butadiene	TO15SIM	1	0.0220	0.0442	0.139
Bromomethane	TO15SIM	1	0.00815	0.0194	0.151
Chloroethane	TO15SIM	1	0.00209	0.0132	0.0264
Trichlorofluoromethane	TO15SIM	1	0.0122	0.0281	1.82
1,1-Dichloroethene	TO15SIM	1	0.00671	0.0199	0.0238
tert-Butanol	TO15SIM	1	0.0115	0.0303	0.712
Methylene Chloride	TO15SIM	1	0.0145	0.0347	0.673
Freon 113	TO15SIM	1	0.0129	0.0383	0.728
Carbon disulfide	TO15SIM	1	0.00283	0.0156	0.0715
trans-1,2-Dichloroethene	TO15SIM	1	0.00372	0.0198	0.0475
MTBE	TO15SIM	1	0.00621	0.0181	0.0578
1,1-Dichloroethane	TO15SIM	1	0.00498	0.0203	0.0243
Hexane	TO15SIM	1	0.00451	0.0176	1.24
Diisopropyl ether (DIPE)	TO15SIM	1	0.00439	0.0209	0.0376
Ethyl Acetate	TO15SIM	1	0.00331	0.0180	0.922
Chloroform	TO15SIM	1	0.00810	0.0244	0.346
ETBE	TO15SIM	1	0.00477	0.0209	0.0460
Tetrahydrofuran	TO15SIM	1	0.0286	0.0590	0.555
1,2-Dichloroethane (EDC)	TO15SIM	1	0.00498	0.0203	0.126
1,1,1-Trichloroethane	TO15SIM	1	0.00819	0.0273	0.0491
Carbon Tetrachloride	TO15SIM	1	0.00849	0.0315	0.616
Benzene	TO15SIM	1	0.0335	0.0638	1.23
TAME	TO15SIM	1	0.00247	0.0209	0.0376
1,2-Dichloropropane	TO15SIM	1	0.00471	0.0231	0.0370
Trichloroethylene	TO15SIM	1	0.0112	0.0269	0.134
Bromodichloromethane	TO15SIM	1	0.00556	0.0335	0.168
1,4-Dioxane	TO15SIM	1	0.0107	0.0180	0.0396
4-Methyl-2-Pentanone (MIBK)	TO15SIM	1	0.00644	0.0205	0.262
trans-1,3-Dichloropropene	TO15SIM	1	0.00400	0.0227	0.159
1,1,2-Trichloroethane	TO15SIM	1	0.00322	0.0273	0.142
Toluene	TO15SIM	1	0.00415	0.0189	2.08
2-Hexanone	TO15SIM	1	0.00890	0.0205	1.64
Dibromochloromethane	TO15SIM	1	0.0214	0.0426	0.0426
Tetrachloroethylene	TO15SIM	1	0.0257	0.0678	0.671
Chlorobenzene	TO15SIM	1	0.00230	0.00460	0.0184
Ethyl Benzene	TO15SIM	1	0.00234	0.0217	0.373
m,p-Xylene	TO15SIM	1	0.00265	0.0434	1.09
Styrene	TO15SIM	1	0.00311	0.0213	0.132
o-Xylene	TO15SIM	1	0.00221	0.0217	0.386
4-Ethyl toluene	TO15SIM	1	0.00344	0.0246	0.418
1,3,5-Trimethylbenzene	TO15SIM	1	0.00354	0.0246	0.0886
1,2,4-Trimethylbenzene	TO15SIM	1	0.00335	0.0246	0.295



Sample Result Summary

Report prepared for: Nicholas Brettner
Cornerstone Earth Group

Date Received: 11/08/19

Date Reported: 11/14/19

IA-1

1911089-001

<u>Parameters:</u>	<u>Analysis Method</u>	<u>DF</u>	<u>MDL</u>	<u>PQL</u>	<u>Results ug/m3</u>
1,4-Dichlorobenzene	TO15SIM	1	0.00517	0.0301	0.0721
Naphthalene	TO15SIM	1	0.00472	0.0262	0.262
Dichlorodifluoromethane	TO15SIM	10	0.178	0.495	4.11
Chloromethane	TO15SIM	10	0.0865	0.207	21.0
2-Propanol (Isopropyl Alcohol)	TO15SIM	10	0.155	1.23	5.73
Acetone	TO15SIM	10	0.257	0.476	16.2



Sample Result Summary

Report prepared for: Nicholas Brettner
Cornerstone Earth Group

Date Received: 11/08/19

Date Reported: 11/14/19

IA-2

1911089-002

Parameters:

Analysis
Method

DF

MDL

PQL

Results
ug/m3



Sample Result Summary

Report prepared for: Nicholas Brettner
Cornerstone Earth Group

Date Received: 11/08/19

Date Reported: 11/14/19

IA-2

1911089-002

<u>Parameters:</u>	<u>Analysis Method</u>	<u>DF</u>	<u>MDL</u>	<u>PQL</u>	<u>Results ug/m3</u>
Vinyl Chloride	TO15SIM	1	0.00366	0.00768	0.0154
1,3-Butadiene	TO15SIM	1	0.0220	0.0442	0.166
Bromomethane	TO15SIM	1	0.00815	0.0194	0.132
Chloroethane	TO15SIM	1	0.00209	0.0132	0.0290
Trichlorofluoromethane	TO15SIM	1	0.0122	0.0281	1.77
1,1-Dichloroethene	TO15SIM	1	0.00671	0.0199	0.0873
tert-Butanol	TO15SIM	1	0.0115	0.0303	0.679
Methylene Chloride	TO15SIM	1	0.0145	0.0347	0.809
Freon 113	TO15SIM	1	0.0129	0.0383	0.720
Carbon disulfide	TO15SIM	1	0.00283	0.0156	0.0653
trans-1,2-Dichloroethene	TO15SIM	1	0.00372	0.0198	0.0475
MTBE	TO15SIM	1	0.00621	0.0181	0.0650
1,1-Dichloroethane	TO15SIM	1	0.00498	0.0203	0.0243
Hexane	TO15SIM	1	0.00451	0.0176	1.25
2-Butanone (MEK)	TO15SIM	1	0.00271	0.0148	1.56
Diisopropyl ether (DIPE)	TO15SIM	1	0.00439	0.0209	0.0209
Ethyl Acetate	TO15SIM	1	0.00331	0.0180	1.16
Chloroform	TO15SIM	1	0.00810	0.0244	0.346
ETBE	TO15SIM	1	0.00477	0.0209	0.0460
Tetrahydrofuran	TO15SIM	1	0.0286	0.0590	0.481
1,2-Dichloroethane (EDC)	TO15SIM	1	0.00498	0.0203	0.109
1,1,1-Trichloroethane	TO15SIM	1	0.00819	0.0273	0.0437
Carbon Tetrachloride	TO15SIM	1	0.00849	0.0315	0.604
Benzene	TO15SIM	1	0.0335	0.0638	1.26
TAME	TO15SIM	1	0.00247	0.0209	0.0293
1,2-Dichloropropane	TO15SIM	1	0.00471	0.0231	0.0323
Trichloroethylene	TO15SIM	1	0.0112	0.0269	0.102
Bromodichloromethane	TO15SIM	1	0.00556	0.0335	0.147
1,4-Dioxane	TO15SIM	1	0.0107	0.0180	0.0396
4-Methyl-2-Pentanone (MIBK)	TO15SIM	1	0.00644	0.0205	0.201
1,1,2-Trichloroethane	TO15SIM	1	0.00322	0.0273	0.126
Dibromochloromethane	TO15SIM	1	0.0214	0.0426	0.0511
Tetrachloroethylene	TO15SIM	1	0.0257	0.0678	0.536
Chlorobenzene	TO15SIM	1	0.00230	0.00460	0.0184
Ethyl Benzene	TO15SIM	1	0.00234	0.0217	0.386
m,p-Xylene	TO15SIM	1	0.00265	0.0434	1.15
Styrene	TO15SIM	1	0.00311	0.0213	0.179
1,1,2,2-tetrachloroethane	TO15SIM	1	0.00234	0.0687	0.0962
o-Xylene	TO15SIM	1	0.00221	0.0217	0.486
4-Ethyl toluene	TO15SIM	1	0.00344	0.0246	1.82
1,3,5-Trimethylbenzene	TO15SIM	1	0.00354	0.0246	1.98
1,2,4-Trimethylbenzene	TO15SIM	1	0.00335	0.0246	0.438
1,4-Dichlorobenzene	TO15SIM	1	0.00517	0.0301	2.03



Sample Result Summary

Report prepared for: Nicholas Brettner
Cornerstone Earth Group

Date Received: 11/08/19

Date Reported: 11/14/19

IA-2

1911089-002

<u>Parameters:</u>	<u>Analysis Method</u>	<u>DF</u>	<u>MDL</u>	<u>PQL</u>	<u>Results ug/m3</u>
1,2-Dichlorobenzene	TO15SIM	1	0.00565	0.0301	0.102
Naphthalene	TO15SIM	1	0.00472	0.0262	0.314
Dichlorodifluoromethane	TO15SIM	10	0.178	0.495	3.61
Chloromethane	TO15SIM	10	0.0865	0.207	2.28
2-Propanol (Isopropyl Alcohol)	TO15SIM	10	0.155	1.23	135
Acetone	TO15SIM	10	0.257	0.476	16.9
Toluene	TO15SIM	10	0.0415	0.189	1.77
2-Hexanone	TO15SIM	10	0.0890	0.205	2.79



Sample Result Summary

Report prepared for: Nicholas Brettner
Cornerstone Earth Group

Date Received: 11/08/19

Date Reported: 11/14/19

1911089-004

IA-4

Parameters:

Analysis
Method

DF

MDL

PQL

Results
ug/m3



Sample Result Summary

Report prepared for: Nicholas Brettner
Cornerstone Earth Group

Date Received: 11/08/19

Date Reported: 11/14/19

IA-4

1911089-004

<u>Parameters:</u>	<u>Analysis Method</u>	<u>DF</u>	<u>MDL</u>	<u>PQL</u>	<u>Results ug/m3</u>
Vinyl Chloride	TO15SIM	1	0.00366	0.00768	0.0282
1,3-Butadiene	TO15SIM	1	0.0220	0.0442	0.157
Bromomethane	TO15SIM	1	0.00815	0.0194	0.116
Chloroethane	TO15SIM	1	0.00209	0.0132	0.0396
Trichlorofluoromethane	TO15SIM	1	0.0122	0.0281	1.79
1,1-Dichloroethene	TO15SIM	1	0.00671	0.0199	0.0357
tert-Butanol	TO15SIM	1	0.0115	0.0303	0.633
Methylene Chloride	TO15SIM	1	0.0145	0.0347	0.666
Freon 113	TO15SIM	1	0.0129	0.0383	0.720
Carbon disulfide	TO15SIM	1	0.00283	0.0156	0.470
trans-1,2-Dichloroethene	TO15SIM	1	0.00372	0.0198	0.0317
MTBE	TO15SIM	1	0.00621	0.0181	0.0433
1,1-Dichloroethane	TO15SIM	1	0.00498	0.0203	0.0243
Hexane	TO15SIM	1	0.00451	0.0176	1.13
Diisopropyl ether (DIPE)	TO15SIM	1	0.00439	0.0209	0.0334
Ethyl Acetate	TO15SIM	1	0.00331	0.0180	0.860
Chloroform	TO15SIM	1	0.00810	0.0244	1.27
ETBE	TO15SIM	1	0.00477	0.0209	0.0418
Tetrahydrofuran	TO15SIM	1	0.0286	0.0590	0.507
1,2-Dichloroethane (EDC)	TO15SIM	1	0.00498	0.0203	0.105
1,1,1-Trichloroethane	TO15SIM	1	0.00819	0.0273	0.115
Carbon Tetrachloride	TO15SIM	1	0.00849	0.0315	1.58
Benzene	TO15SIM	1	0.0335	0.0638	1.01
TAME	TO15SIM	1	0.00247	0.0209	0.0251
1,2-Dichloropropane	TO15SIM	1	0.00471	0.0231	0.0370
Trichloroethylene	TO15SIM	1	0.0112	0.0269	0.107
Bromodichloromethane	TO15SIM	1	0.00556	0.0335	0.375
1,4-Dioxane	TO15SIM	1	0.0107	0.0180	0.0432
4-Methyl-2-Pentanone (MIBK)	TO15SIM	1	0.00644	0.0205	0.221
1,1,2-Trichloroethane	TO15SIM	1	0.00322	0.0273	0.120
Toluene	TO15SIM	1	0.00415	0.0189	1.98
2-Hexanone	TO15SIM	1	0.00890	0.0205	1.85
Dibromochloromethane	TO15SIM	1	0.0214	0.0426	0.332
Tetrachloroethylene	TO15SIM	1	0.0257	0.0678	0.732
Chlorobenzene	TO15SIM	1	0.00230	0.00460	0.0138
Ethyl Benzene	TO15SIM	1	0.00234	0.0217	0.347
m,p-Xylene	TO15SIM	1	0.00265	0.0434	1.03
Bromoform	TO15SIM	1	0.0341	0.103	0.331
Styrene	TO15SIM	1	0.00311	0.0213	0.153
o-Xylene	TO15SIM	1	0.00221	0.0217	0.369
4-Ethyl toluene	TO15SIM	1	0.00344	0.0246	0.399
1,3,5-Trimethylbenzene	TO15SIM	1	0.00354	0.0246	0.108
1,2,4-Trimethylbenzene	TO15SIM	1	0.00335	0.0246	0.349



Sample Result Summary

Report prepared for: Nicholas Brettner
Cornerstone Earth Group

Date Received: 11/08/19

Date Reported: 11/14/19

1911089-004

IA-4

<u>Parameters:</u>	<u>Analysis Method</u>	<u>DF</u>	<u>MDL</u>	<u>PQL</u>	<u>Results ug/m3</u>
1,4-Dichlorobenzene	TO15SIM	1	0.00517	0.0301	0.102
1,2,4-Trichlorobenzene	TO15SIM	1	0.0665	0.0371	0.0816
Naphthalene	TO15SIM	1	0.00472	0.0262	1.13
Dichlorodifluoromethane	TO15SIM	10	0.178	0.495	22.0
Chloromethane	TO15SIM	10	0.0865	0.207	238
2-Propanol (Isopropyl Alcohol)	TO15SIM	10	0.155	1.23	5.56
Acetone	TO15SIM	10	0.257	0.476	17.1



Sample Result Summary

Report prepared for: Nicholas Brettner
Cornerstone Earth Group

Date Received: 11/08/19

Date Reported: 11/14/19

IA-5

1911089-005

<u>Parameters:</u>	<u>Analysis Method</u>	<u>DF</u>	<u>MDL</u>	<u>PQL</u>	<u>Results ug/m3</u>
Vinyl Chloride	TO15SIM	1	0.00366	0.00768	0.0154
1,3-Butadiene	TO15SIM	1	0.0220	0.0442	0.130
Bromomethane	TO15SIM	1	0.00815	0.0194	0.147
Chloroethane	TO15SIM	1	0.00209	0.0132	0.0264
Trichlorofluoromethane	TO15SIM	1	0.0122	0.0281	1.78
1,1-Dichloroethene	TO15SIM	1	0.00671	0.0199	0.0238
tert-Butanol	TO15SIM	1	0.0115	0.0303	0.764
Methylene Chloride	TO15SIM	1	0.0145	0.0347	0.673
Freon 113	TO15SIM	1	0.0129	0.0383	0.705
Carbon disulfide	TO15SIM	1	0.00283	0.0156	0.165
trans-1,2-Dichloroethene	TO15SIM	1	0.00372	0.0198	0.0554
MTBE	TO15SIM	1	0.00621	0.0181	0.0578
1,1-Dichloroethane	TO15SIM	1	0.00498	0.0203	0.0243
Hexane	TO15SIM	1	0.00451	0.0176	1.13
Diisopropyl ether (DIPE)	TO15SIM	1	0.00439	0.0209	0.0334
Ethyl Acetate	TO15SIM	1	0.00331	0.0180	0.904
Chloroform	TO15SIM	1	0.00810	0.0244	0.327
ETBE	TO15SIM	1	0.00477	0.0209	0.0418
Tetrahydrofuran	TO15SIM	1	0.0286	0.0590	0.590
1,2-Dichloroethane (EDC)	TO15SIM	1	0.00498	0.0203	0.122
1,1,1-Trichloroethane	TO15SIM	1	0.00819	0.0273	0.0437
Carbon Tetrachloride	TO15SIM	1	0.00849	0.0315	0.616
Benzene	TO15SIM	1	0.0335	0.0638	1.18
TAME	TO15SIM	1	0.00247	0.0209	0.0293
1,2-Dichloropropane	TO15SIM	1	0.00471	0.0231	0.0323
Trichloroethylene	TO15SIM	1	0.0112	0.0269	0.113
1,4-Dioxane	TO15SIM	1	0.0107	0.0180	0.0360
4-Methyl-2-Pentanone (MIBK)	TO15SIM	1	0.00644	0.0205	0.238
trans-1,3-Dichloropropene	TO15SIM	1	0.00400	0.0227	0.136
1,1,2-Trichloroethane	TO15SIM	1	0.00322	0.0273	0.126
2-Hexanone	TO15SIM	1	0.00890	0.0205	1.56
Tetrachloroethylene	TO15SIM	1	0.0257	0.0678	0.556
Chlorobenzene	TO15SIM	1	0.00230	0.00460	0.0138
Ethyl Benzene	TO15SIM	1	0.00234	0.0217	0.365
m,p-Xylene	TO15SIM	1	0.00265	0.0434	1.06
Styrene	TO15SIM	1	0.00311	0.0213	0.124
o-Xylene	TO15SIM	1	0.00221	0.0217	0.373
4-Ethyl toluene	TO15SIM	1	0.00344	0.0246	0.408
1,3,5-Trimethylbenzene	TO15SIM	1	0.00354	0.0246	0.0886
1,2,4-Trimethylbenzene	TO15SIM	1	0.00335	0.0246	0.295
1,4-Dichlorobenzene	TO15SIM	1	0.00517	0.0301	0.0721
Naphthalene	TO15SIM	1	0.00472	0.0262	0.367



Sample Result Summary

Report prepared for: Nicholas Brettner
Cornerstone Earth Group

Date Received: 11/08/19

Date Reported: 11/14/19

IA-5

1911089-005

<u>Parameters:</u>	<u>Analysis Method</u>	<u>DF</u>	<u>MDL</u>	<u>PQL</u>	<u>Results ug/m3</u>
Dichlorodifluoromethane	TO15SIM	10	0.178	0.495	3.81
Chloromethane	TO15SIM	10	0.0865	0.207	2.34
2-Propanol (Isopropyl Alcohol)	TO15SIM	10	0.155	1.23	4.99
Acetone	TO15SIM	10	0.257	0.476	15.5
Toluene	TO15SIM	10	0.0415	0.189	2.07



SAMPLE RESULTS

Report prepared for: Nicholas Brettner
Cornerstone Earth Group

Date/Time Received: 11/08/19, 6:10 pm
Date Reported: 11/14/19

Client Sample ID:	IA-1	Lab Sample ID:	1911089-001A
Project Name/Location:	550 Meridian Avenue, SJ	Sample Matrix:	Ambient Air
Project Number:		Certified Clean WO # :	
Date/Time Sampled:	11/11/19 / 15:45	Received PSI :	12.6
Canister/Tube ID:	32747	Corrected PSI :	
Collection Volume (L):			
SDG:			

Prep Method: TO-15SIM-P	Prep Batch Date/Time: 11/9/19 9:00:00AM
Prep Batch ID: 1118128	Prep Analyst: BALI

Parameters:	Analysis Method	DF	MDL ug/m3	PQL ug/m3	Results ug/m3	Results ppbv	Q	Analyzed	Time	By	Analytical Batch
Vinyl Chloride	TO15SIM	1.00	0.00366	0.00768	0.0102	0.00		11/10/19	1:24	BA	443800
1,3-Butadiene	TO15SIM	1.00	0.0220	0.0442	0.139	0.06		11/10/19	1:24	BA	443800
Bromomethane	TO15SIM	1.00	0.00815	0.0194	0.151	0.04		11/10/19	1:24	BA	443800
Chloroethane	TO15SIM	1.00	0.00209	0.0132	0.0264	0.01		11/10/19	1:24	BA	443800
Trichlorofluoromethane	TO15SIM	1.00	0.0122	0.0281	1.82	0.32		11/10/19	1:24	BA	443800
1,1-Dichloroethene	TO15SIM	1.00	0.00671	0.0199	0.0238	0.01		11/10/19	1:24	BA	443800
tert-Butanol	TO15SIM	1.00	0.0115	0.0303	0.712	0.23		11/10/19	1:24	BA	443800
Methylene Chloride	TO15SIM	1.00	0.0145	0.0347	0.673	0.19		11/10/19	1:24	BA	443800
Freon 113	TO15SIM	1.00	0.0129	0.0383	0.728	0.10		11/10/19	1:24	BA	443800
Carbon disulfide	TO15SIM	1.00	0.00283	0.0156	0.0715	0.02		11/10/19	1:24	BA	443800
trans-1,2-Dichloroethene	TO15SIM	1.00	0.00372	0.0198	0.0475	0.01		11/10/19	1:24	BA	443800
MTBE	TO15SIM	1.00	0.00621	0.0181	0.0578	0.02		11/10/19	1:24	BA	443800
1,1-Dichloroethane	TO15SIM	1.00	0.00498	0.0203	0.0243	0.01		11/10/19	1:24	BA	443800
Vinyl Acetate	TO15SIM	1.00	0.00503	0.0176	ND	ND		11/10/19	1:24	BA	443800
Hexane	TO15SIM	1.00	0.00451	0.0176	1.24	0.35		11/10/19	1:24	BA	443800
2-Butanone (MEK)	TO15SIM	1.00	0.00271	0.0148	ND	ND		11/10/19	1:24	BA	443800
Diisopropyl ether (DIPE)	TO15SIM	1.00	0.00439	0.0209	0.0376	0.01		11/10/19	1:24	BA	443800
cis-1,2-Dichloroethene	TO15SIM	1.00	0.00404	0.0198	ND	ND		11/10/19	1:24	BA	443800
Ethyl Acetate	TO15SIM	1.00	0.00331	0.0180	0.922	0.26		11/10/19	1:24	BA	443800
Chloroform	TO15SIM	1.00	0.00810	0.0244	0.346	0.07		11/10/19	1:24	BA	443800
ETBE	TO15SIM	1.00	0.00477	0.0209	0.0460	0.01		11/10/19	1:24	BA	443800
Tetrahydrofuran	TO15SIM	1.00	0.0286	0.0590	0.555	0.19		11/10/19	1:24	BA	443800
1,2-Dichloroethane (EDC)	TO15SIM	1.00	0.00498	0.0203	0.126	0.03		11/10/19	1:24	BA	443800
1,1,1-Trichloroethane	TO15SIM	1.00	0.00819	0.0273	0.0491	0.01		11/10/19	1:24	BA	443800
Carbon Tetrachloride	TO15SIM	1.00	0.00849	0.0315	0.616	0.10		11/10/19	1:24	BA	443800
Benzene	TO15SIM	1.00	0.0335	0.0638	1.23	0.39		11/10/19	1:24	BA	443800
TAME	TO15SIM	1.00	0.00247	0.0209	0.0376	0.01		11/10/19	1:24	BA	443800
1,2-Dichloropropane	TO15SIM	1.00	0.00471	0.0231	0.0370	0.01		11/10/19	1:24	BA	443800
Trichloroethylene	TO15SIM	1.00	0.0112	0.0269	0.134	0.02		11/10/19	1:24	BA	443800
Bromodichloromethane	TO15SIM	1.00	0.00556	0.0335	0.168	0.03		11/10/19	1:24	BA	443800
1,4-Dioxane	TO15SIM	1.00	0.0107	0.0180	0.0396	0.01		11/10/19	1:24	BA	443800
cis-1,3-Dichloropropene	TO15SIM	1.00	0.00359	0.0227	ND	ND		11/10/19	1:24	BA	443800



SAMPLE RESULTS

Report prepared for: Nicholas Brettner
Cornerstone Earth Group

Date/Time Received: 11/08/19, 6:10 pm
Date Reported: 11/14/19

Client Sample ID:	IA-1	Lab Sample ID:	1911089-001A
Project Name/Location:	550 Meridian Avenue, SJ	Sample Matrix:	Ambient Air
Project Number:			
Date/Time Sampled:	11/11/19 / 15:45	Certified Clean WO # :	
Canister/Tube ID:	32747	Received PSI :	12.6
Collection Volume (L):		Corrected PSI :	
SDG:			

Prep Method:	TO-15SIM-P	Prep Batch Date/Time:	11/9/19 9:00:00AM
Prep Batch ID:	1118128	Prep Analyst:	BALI

Parameters:	Analysis Method	DF	MDL ug/m3	PQL ug/m3	Results ug/m3	Results ppbv	Q	Analyzed	Time	By	Analytical Batch
4-Methyl-2-Pentanone (MIBK)	TO15SIM	1.00	0.00644	0.0205	0.262	0.06		11/10/19	1:24	BA	443800
trans-1,3-Dichloropropene	TO15SIM	1.00	0.00400	0.0227	0.159	0.04		11/10/19	1:24	BA	443800
1,1,2-Trichloroethane	TO15SIM	1.00	0.00322	0.0273	0.142	0.03		11/10/19	1:24	BA	443800
Toluene	TO15SIM	1.00	0.00415	0.0189	2.08	0.55		11/10/19	1:24	BA	443800
2-Hexanone	TO15SIM	1.00	0.00890	0.0205	1.64	0.40		11/10/19	1:24	BA	443800
Dibromochloromethane	TO15SIM	1.00	0.0214	0.0426	0.0426	0.01		11/10/19	1:24	BA	443800
1,2-Dibromoethane (EDB)	TO15SIM	1.00	0.00415	0.0384	ND	ND		11/10/19	1:24	BA	443800
Tetrachloroethylene	TO15SIM	1.00	0.0257	0.0678	0.671	0.10		11/10/19	1:24	BA	443800
1,1,1,2-Tetrachloroethane	TO15SIM	1.00	0.00893	0.0344	ND	ND		11/10/19	1:24	BA	443800
Chlorobenzene	TO15SIM	1.00	0.00230	0.00460	0.0184	0.00		11/10/19	1:24	BA	443800
Ethyl Benzene	TO15SIM	1.00	0.00234	0.0217	0.373	0.09		11/10/19	1:24	BA	443800
m,p-Xylene	TO15SIM	1.00	0.00265	0.0434	1.09	0.25		11/10/19	1:24	BA	443800
Bromoform	TO15SIM	1.00	0.0341	0.103	ND	ND		11/10/19	1:24	BA	443800
Styrene	TO15SIM	1.00	0.00311	0.0213	0.132	0.03		11/10/19	1:24	BA	443800
1,1,2,2-tetrachloroethane	TO15SIM	1.00	0.00234	0.0687	ND	ND		11/10/19	1:24	BA	443800
o-Xylene	TO15SIM	1.00	0.00221	0.0217	0.386	0.09		11/10/19	1:24	BA	443800
4-Ethyl toluene	TO15SIM	1.00	0.00344	0.0246	0.418	0.08		11/10/19	1:24	BA	443800
1,3,5-Trimethylbenzene	TO15SIM	1.00	0.00354	0.0246	0.0886	0.02		11/10/19	1:24	BA	443800
1,2,4-Trimethylbenzene	TO15SIM	1.00	0.00335	0.0246	0.295	0.06		11/10/19	1:24	BA	443800
1,3-Dichlorobenzene	TO15SIM	1.00	0.00565	0.0301	ND	ND		11/10/19	1:24	BA	443800
1,4-Dichlorobenzene	TO15SIM	1.00	0.00517	0.0301	0.0721	0.01		11/10/19	1:24	BA	443800
1,2-Dichlorobenzene	TO15SIM	1.00	0.00565	0.0301	ND	ND		11/10/19	1:24	BA	443800
1,2,4-Trichlorobenzene	TO15SIM	1.00	0.0665	0.0371	ND	ND		11/10/19	1:24	BA	443800
Naphthalene	TO15SIM	1.00	0.00472	0.0262	0.262	0.05		11/10/19	1:24	BA	443800
Hexachlorobutadiene	TO15SIM	1.00	0.106	0.213	ND	ND		11/10/19	1:24	BA	443800

Prep Method:	TO-15SIM-P	Prep Batch Date/Time:	11/9/19 9:00:00AM
Prep Batch ID:	1118128	Prep Analyst:	BALI

Parameters:	Analysis Method	DF	MDL ug/m3	PQL ug/m3	Results ug/m3	Results ppbv	Q	Analyzed	Time	By	Analytical Batch
-------------	-----------------	----	-----------	-----------	---------------	--------------	---	----------	------	----	------------------



SAMPLE RESULTS

Report prepared for: Nicholas Brettner
Cornerstone Earth Group

Date/Time Received: 11/08/19, 6:10 pm
Date Reported: 11/14/19

Client Sample ID:	IA-1	Lab Sample ID:	1911089-001A
Project Name/Location:	550 Meridian Avenue, SJ	Sample Matrix:	Ambient Air
Project Number:		Certified Clean WO # :	
Date/Time Sampled:	11/11/19 / 15:45	Received PSI :	12.6
Canister/Tube ID:	32747	Corrected PSI :	
Collection Volume (L):			
SDG:			

Prep Method: TO-15SIM-P

Prep Batch Date/Time: 11/9/19 9:00:00AM

Prep Batch ID: 1118128

Prep Analyst: BALI

Parameters:	Analysis Method	DF	MDL ug/m3	PQL ug/m3	Results ug/m3	Results ppbv	Q	Analyzed	Time	By	Analytical Batch
Dichlorodifluoromethane	TO15SIM	10.00	0.178	0.495	4.11	0.83		11/10/19	3:38	BA	443800
Chloromethane	TO15SIM	10.00	0.0865	0.207	21.0	10.14		11/10/19	3:38	BA	443800
2-Propanol (Isopropyl Alcohol)	TO15SIM	10.00	0.155	1.23	5.73	2.33		11/10/19	3:38	BA	443800
Acetone	TO15SIM	10.00	0.257	0.476	16.2	6.81		11/10/19	3:38	BA	443800



SAMPLE RESULTS

Report prepared for: Nicholas Brettner
Cornerstone Earth Group

Date/Time Received: 11/08/19, 6:10 pm
Date Reported: 11/14/19

Client Sample ID:	IA-2	Lab Sample ID:	1911089-002A
Project Name/Location:	550 Meridian Avenue, SJ	Sample Matrix:	Ambient Air
Project Number:		Certified Clean WO # :	
Date/Time Sampled:	11/08/19 / 15:46	Received PSI :	12.3
Canister/Tube ID:	16012	Corrected PSI :	
Collection Volume (L):			
SDG:			

Prep Method: TO-15SIM-P	Prep Batch Date/Time: 11/9/19 9:00:00AM
Prep Batch ID: 1118128	Prep Analyst: BALI

Parameters:	Analysis Method	DF	MDL ug/m3	PQL ug/m3	Results ug/m3	Results ppbv	Q	Analyzed	Time	By	Analytical Batch
Vinyl Chloride	TO15SIM	1.00	0.00366	0.00768	0.0154	0.01		11/10/19	2:00	BA	443800
1,3-Butadiene	TO15SIM	1.00	0.0220	0.0442	0.166	0.08		11/10/19	2:00	BA	443800
Bromomethane	TO15SIM	1.00	0.00815	0.0194	0.132	0.03		11/10/19	2:00	BA	443800
Chloroethane	TO15SIM	1.00	0.00209	0.0132	0.0290	0.01		11/10/19	2:00	BA	443800
Trichlorofluoromethane	TO15SIM	1.00	0.0122	0.0281	1.77	0.31		11/10/19	2:00	BA	443800
1,1-Dichloroethene	TO15SIM	1.00	0.00671	0.0199	0.0873	0.02		11/10/19	2:00	BA	443800
tert-Butanol	TO15SIM	1.00	0.0115	0.0303	0.679	0.22		11/10/19	2:00	BA	443800
Methylene Chloride	TO15SIM	1.00	0.0145	0.0347	0.809	0.23		11/10/19	2:00	BA	443800
Freon 113	TO15SIM	1.00	0.0129	0.0383	0.720	0.09		11/10/19	2:00	BA	443800
Carbon disulfide	TO15SIM	1.00	0.00283	0.0156	0.0653	0.02		11/10/19	2:00	BA	443800
trans-1,2-Dichloroethene	TO15SIM	1.00	0.00372	0.0198	0.0475	0.01		11/10/19	2:00	BA	443800
MTBE	TO15SIM	1.00	0.00621	0.0181	0.0650	0.02		11/10/19	2:00	BA	443800
1,1-Dichloroethane	TO15SIM	1.00	0.00498	0.0203	0.0243	0.01		11/10/19	2:00	BA	443800
Vinyl Acetate	TO15SIM	1.00	0.00503	0.0176	ND	ND		11/10/19	2:00	BA	443800
Hexane	TO15SIM	1.00	0.00451	0.0176	1.25	0.36		11/10/19	2:00	BA	443800
2-Butanone (MEK)	TO15SIM	1.00	0.00271	0.0148	1.56	0.53		11/10/19	2:00	BA	443800
Diisopropyl ether (DIPE)	TO15SIM	1.00	0.00439	0.0209	0.0209	0.01		11/10/19	2:00	BA	443800
cis-1,2-Dichloroethene	TO15SIM	1.00	0.00404	0.0198	ND	ND		11/10/19	2:00	BA	443800
Ethyl Acetate	TO15SIM	1.00	0.00331	0.0180	1.16	0.32		11/10/19	2:00	BA	443800
Chloroform	TO15SIM	1.00	0.00810	0.0244	0.346	0.07		11/10/19	2:00	BA	443800
ETBE	TO15SIM	1.00	0.00477	0.0209	0.0460	0.01		11/10/19	2:00	BA	443800
Tetrahydrofuran	TO15SIM	1.00	0.0286	0.0590	0.481	0.16		11/10/19	2:00	BA	443800
1,2-Dichloroethane (EDC)	TO15SIM	1.00	0.00498	0.0203	0.109	0.03		11/10/19	2:00	BA	443800
1,1,1-Trichloroethane	TO15SIM	1.00	0.00819	0.0273	0.0437	0.01		11/10/19	2:00	BA	443800
Carbon Tetrachloride	TO15SIM	1.00	0.00849	0.0315	0.604	0.10		11/10/19	2:00	BA	443800
Benzene	TO15SIM	1.00	0.0335	0.0638	1.26	0.39		11/10/19	2:00	BA	443800
TAME	TO15SIM	1.00	0.00247	0.0209	0.0293	0.01		11/10/19	2:00	BA	443800
1,2-Dichloropropane	TO15SIM	1.00	0.00471	0.0231	0.0323	0.01		11/10/19	2:00	BA	443800
Trichloroethylene	TO15SIM	1.00	0.0112	0.0269	0.102	0.02		11/10/19	2:00	BA	443800
Bromodichloromethane	TO15SIM	1.00	0.00556	0.0335	0.147	0.02		11/10/19	2:00	BA	443800
1,4-Dioxane	TO15SIM	1.00	0.0107	0.0180	0.0396	0.01		11/10/19	2:00	BA	443800
cis-1,3-Dichloropropene	TO15SIM	1.00	0.00359	0.0227	ND	ND		11/10/19	2:00	BA	443800



SAMPLE RESULTS

Report prepared for: Nicholas Brettner
Cornerstone Earth Group

Date/Time Received: 11/08/19, 6:10 pm
Date Reported: 11/14/19

Client Sample ID:	IA-2	Lab Sample ID:	1911089-002A
Project Name/Location:	550 Meridian Avenue, SJ	Sample Matrix:	Ambient Air
Project Number:			
Date/Time Sampled:	11/08/19 / 15:46	Certified Clean WO # :	
Canister/Tube ID:	16012	Received PSI :	12.3
Collection Volume (L):		Corrected PSI :	
SDG:			

Prep Method:	TO-15SIM-P	Prep Batch Date/Time:	11/9/19 9:00:00AM
Prep Batch ID:	1118128	Prep Analyst:	BALI

Parameters:	Analysis Method	DF	MDL ug/m3	PQL ug/m3	Results ug/m3	Results ppbv	Q	Analyzed	Time	By	Analytical Batch
4-Methyl-2-Pentanone (MIBK)	TO15SIM	1.00	0.00644	0.0205	0.201	0.05		11/10/19	2:00	BA	443800
trans-1,3-Dichloropropene	TO15SIM	1.00	0.00400	0.0227	ND	ND		11/10/19	2:00	BA	443800
1,1,2-Trichloroethane	TO15SIM	1.00	0.00322	0.0273	0.126	0.02		11/10/19	2:00	BA	443800
Dibromochloromethane	TO15SIM	1.00	0.0214	0.0426	0.0511	0.01		11/10/19	2:00	BA	443800
1,2-Dibromoethane (EDB)	TO15SIM	1.00	0.00415	0.0384	ND	ND		11/10/19	2:00	BA	443800
Tetrachloroethylene	TO15SIM	1.00	0.0257	0.0678	0.536	0.08		11/10/19	2:00	BA	443800
1,1,1,2-Tetrachloroethane	TO15SIM	1.00	0.00893	0.0344	ND	ND		11/10/19	2:00	BA	443800
Chlorobenzene	TO15SIM	1.00	0.00230	0.00460	0.0184	0.00		11/10/19	2:00	BA	443800
Ethyl Benzene	TO15SIM	1.00	0.00234	0.0217	0.386	0.09		11/10/19	2:00	BA	443800
m,p-Xylene	TO15SIM	1.00	0.00265	0.0434	1.15	0.26		11/10/19	2:00	BA	443800
Bromoform	TO15SIM	1.00	0.0341	0.103	ND	ND		11/10/19	2:00	BA	443800
Styrene	TO15SIM	1.00	0.00311	0.0213	0.179	0.04		11/10/19	2:00	BA	443800
1,1,2,2-tetrachloroethane	TO15SIM	1.00	0.00234	0.0687	0.0962	0.01		11/10/19	2:00	BA	443800
o-Xylene	TO15SIM	1.00	0.00221	0.0217	0.486	0.11		11/10/19	2:00	BA	443800
4-Ethyl toluene	TO15SIM	1.00	0.00344	0.0246	1.82	0.37		11/10/19	2:00	BA	443800
1,3,5-Trimethylbenzene	TO15SIM	1.00	0.00354	0.0246	1.98	0.40		11/10/19	2:00	BA	443800
1,2,4-Trimethylbenzene	TO15SIM	1.00	0.00335	0.0246	0.438	0.09		11/10/19	2:00	BA	443800
1,3-Dichlorobenzene	TO15SIM	1.00	0.00565	0.0301	ND	ND		11/10/19	2:00	BA	443800
1,4-Dichlorobenzene	TO15SIM	1.00	0.00517	0.0301	2.03	0.34		11/10/19	2:00	BA	443800
1,2-Dichlorobenzene	TO15SIM	1.00	0.00565	0.0301	0.102	0.02		11/10/19	2:00	BA	443800
1,2,4-Trichlorobenzene	TO15SIM	1.00	0.0665	0.0371	ND	ND		11/10/19	2:00	BA	443800
Naphthalene	TO15SIM	1.00	0.00472	0.0262	0.314	0.06		11/10/19	2:00	BA	443800
Hexachlorobutadiene	TO15SIM	1.00	0.106	0.213	ND	ND		11/10/19	2:00	BA	443800

Prep Method:	TO-15SIM-P	Prep Batch Date/Time:	11/9/19 9:00:00AM
Prep Batch ID:	1118128	Prep Analyst:	BALI

Parameters:	Analysis Method	DF	MDL ug/m3	PQL ug/m3	Results ug/m3	Results ppbv	Q	Analyzed	Time	By	Analytical Batch
Dichlorodifluoromethane	TO15SIM	10.00	0.178	0.495	3.61	0.73		11/10/19	4:03	BA	443800
Chloromethane	TO15SIM	10.00	0.0865	0.207	2.28	1.10		11/10/19	4:03	BA	443800



SAMPLE RESULTS

Report prepared for: Nicholas Brettner
Cornerstone Earth Group

Date/Time Received: 11/08/19, 6:10 pm
Date Reported: 11/14/19

Client Sample ID:	IA-2	Lab Sample ID:	1911089-002A
Project Name/Location:	550 Meridian Avenue, SJ	Sample Matrix:	Ambient Air
Project Number:		Certified Clean WO # :	
Date/Time Sampled:	11/08/19 / 15:46	Received PSI :	12.3
Canister/Tube ID:	16012	Corrected PSI :	
Collection Volume (L):			
SDG:			

Prep Method: TO-15SIM-P

Prep Batch Date/Time: 11/9/19 9:00:00AM

Prep Batch ID: 1118128

Prep Analyst: BALI

Parameters:	Analysis Method	DF	MDL ug/m3	PQL ug/m3	Results ug/m3	Results ppbv	Q	Analyzed	Time	By	Analytical Batch
2-Propanol (Isopropyl Alcohol)	TO15SIM	10.00	0.155	1.23	135	54.88	E	11/10/19	4:03	BA	443800
Acetone	TO15SIM	10.00	0.257	0.476	16.9	7.10		11/10/19	4:03	BA	443800
Toluene	TO15SIM	10.00	0.0415	0.189	1.77	0.47		11/10/19	4:03	BA	443800
2-Hexanone	TO15SIM	10.00	0.0890	0.205	2.79	0.68		11/10/19	4:03	BA	443800



SAMPLE RESULTS

Report prepared for: Nicholas Brettner
Cornerstone Earth Group

Date/Time Received: 11/08/19, 6:10 pm
Date Reported: 11/14/19

Client Sample ID:	IA-4	Lab Sample ID:	1911089-004A
Project Name/Location:	550 Meridian Avenue, SJ	Sample Matrix:	Ambient Air
Project Number:		Certified Clean WO # :	
Date/Time Sampled:	11/08/19 / 17:05	Received PSI :	13.7
Canister/Tube ID:	30553	Corrected PSI :	
Collection Volume (L):			
SDG:			

Prep Method: TO-15SIM-P	Prep Batch Date/Time: 11/9/19 9:00:00AM
Prep Batch ID: 1118128	Prep Analyst: BALI

Parameters:	Analysis Method	DF	MDL ug/m3	PQL ug/m3	Results ug/m3	Results ppbv	Q	Analyzed	Time	By	Analytical Batch
Vinyl Chloride	TO15SIM	1.00	0.00366	0.00768	0.0282	0.01		11/10/19	2:37	BA	443800
1,3-Butadiene	TO15SIM	1.00	0.0220	0.0442	0.157	0.07		11/10/19	2:37	BA	443800
Bromomethane	TO15SIM	1.00	0.00815	0.0194	0.116	0.03		11/10/19	2:37	BA	443800
Chloroethane	TO15SIM	1.00	0.00209	0.0132	0.0396	0.02		11/10/19	2:37	BA	443800
Trichlorofluoromethane	TO15SIM	1.00	0.0122	0.0281	1.79	0.32		11/10/19	2:37	BA	443800
1,1-Dichloroethene	TO15SIM	1.00	0.00671	0.0199	0.0357	0.01		11/10/19	2:37	BA	443800
tert-Butanol	TO15SIM	1.00	0.0115	0.0303	0.633	0.21		11/10/19	2:37	BA	443800
Methylene Chloride	TO15SIM	1.00	0.0145	0.0347	0.666	0.19		11/10/19	2:37	BA	443800
Freon 113	TO15SIM	1.00	0.0129	0.0383	0.720	0.09		11/10/19	2:37	BA	443800
Carbon disulfide	TO15SIM	1.00	0.00283	0.0156	0.470	0.15		11/10/19	2:37	BA	443800
trans-1,2-Dichloroethene	TO15SIM	1.00	0.00372	0.0198	0.0317	0.01		11/10/19	2:37	BA	443800
MTBE	TO15SIM	1.00	0.00621	0.0181	0.0433	0.01		11/10/19	2:37	BA	443800
1,1-Dichloroethane	TO15SIM	1.00	0.00498	0.0203	0.0243	0.01		11/10/19	2:37	BA	443800
Vinyl Acetate	TO15SIM	1.00	0.00503	0.0176	ND	ND		11/10/19	2:37	BA	443800
Hexane	TO15SIM	1.00	0.00451	0.0176	1.13	0.32		11/10/19	2:37	BA	443800
2-Butanone (MEK)	TO15SIM	1.00	0.00271	0.0148	ND	ND		11/10/19	2:37	BA	443800
Diisopropyl ether (DIPE)	TO15SIM	1.00	0.00439	0.0209	0.0334	0.01		11/10/19	2:37	BA	443800
cis-1,2-Dichloroethene	TO15SIM	1.00	0.00404	0.0198	ND	ND		11/10/19	2:37	BA	443800
Ethyl Acetate	TO15SIM	1.00	0.00331	0.0180	0.860	0.24		11/10/19	2:37	BA	443800
Chloroform	TO15SIM	1.00	0.00810	0.0244	1.27	0.26		11/10/19	2:37	BA	443800
ETBE	TO15SIM	1.00	0.00477	0.0209	0.0418	0.01		11/10/19	2:37	BA	443800
Tetrahydrofuran	TO15SIM	1.00	0.0286	0.0590	0.507	0.17		11/10/19	2:37	BA	443800
1,2-Dichloroethane (EDC)	TO15SIM	1.00	0.00498	0.0203	0.105	0.03		11/10/19	2:37	BA	443800
1,1,1-Trichloroethane	TO15SIM	1.00	0.00819	0.0273	0.115	0.02		11/10/19	2:37	BA	443800
Carbon Tetrachloride	TO15SIM	1.00	0.00849	0.0315	1.58	0.25		11/10/19	2:37	BA	443800
Benzene	TO15SIM	1.00	0.0335	0.0638	1.01	0.32		11/10/19	2:37	BA	443800
TAME	TO15SIM	1.00	0.00247	0.0209	0.0251	0.01		11/10/19	2:37	BA	443800
1,2-Dichloropropane	TO15SIM	1.00	0.00471	0.0231	0.0370	0.01		11/10/19	2:37	BA	443800
Trichloroethylene	TO15SIM	1.00	0.0112	0.0269	0.107	0.02		11/10/19	2:37	BA	443800
Bromodichloromethane	TO15SIM	1.00	0.00556	0.0335	0.375	0.06		11/10/19	2:37	BA	443800
1,4-Dioxane	TO15SIM	1.00	0.0107	0.0180	0.0432	0.01		11/10/19	2:37	BA	443800
cis-1,3-Dichloropropene	TO15SIM	1.00	0.00359	0.0227	ND	ND		11/10/19	2:37	BA	443800



SAMPLE RESULTS

Report prepared for: Nicholas Brettner
Cornerstone Earth Group

Date/Time Received: 11/08/19, 6:10 pm
Date Reported: 11/14/19

Client Sample ID:	IA-4	Lab Sample ID:	1911089-004A
Project Name/Location:	550 Meridian Avenue, SJ	Sample Matrix:	Ambient Air
Project Number:		Certified Clean WO # :	
Date/Time Sampled:	11/08/19 / 17:05	Received PSI :	13.7
Canister/Tube ID:	30553	Corrected PSI :	
Collection Volume (L):			
SDG:			

Prep Method: TO-15SIM-P	Prep Batch Date/Time: 11/9/19 9:00:00AM
Prep Batch ID: 1118128	Prep Analyst: BALI

Parameters:	Analysis Method	DF	MDL ug/m3	PQL ug/m3	Results ug/m3	Results ppbv	Q	Analyzed	Time	By	Analytical Batch
4-Methyl-2-Pentanone (MIBK)	TO15SIM	1.00	0.00644	0.0205	0.221	0.05		11/10/19	2:37	BA	443800
trans-1,3-Dichloropropene	TO15SIM	1.00	0.00400	0.0227	ND	ND		11/10/19	2:37	BA	443800
1,1,2-Trichloroethane	TO15SIM	1.00	0.00322	0.0273	0.120	0.02		11/10/19	2:37	BA	443800
Toluene	TO15SIM	1.00	0.00415	0.0189	1.98	0.53		11/10/19	2:37	BA	443800
2-Hexanone	TO15SIM	1.00	0.00890	0.0205	1.85	0.45		11/10/19	2:37	BA	443800
Dibromochloromethane	TO15SIM	1.00	0.0214	0.0426	0.332	0.04		11/10/19	2:37	BA	443800
1,2-Dibromoethane (EDB)	TO15SIM	1.00	0.00415	0.0384	ND	ND		11/10/19	2:37	BA	443800
Tetrachloroethylene	TO15SIM	1.00	0.0257	0.0678	0.732	0.11		11/10/19	2:37	BA	443800
1,1,1,2-Tetrachloroethane	TO15SIM	1.00	0.00893	0.0344	ND	ND		11/10/19	2:37	BA	443800
Chlorobenzene	TO15SIM	1.00	0.00230	0.00460	0.0138	0.00		11/10/19	2:37	BA	443800
Ethyl Benzene	TO15SIM	1.00	0.00234	0.0217	0.347	0.08		11/10/19	2:37	BA	443800
m,p-Xylene	TO15SIM	1.00	0.00265	0.0434	1.03	0.24		11/10/19	2:37	BA	443800
Bromoform	TO15SIM	1.00	0.0341	0.103	0.331	0.03		11/10/19	2:37	BA	443800
Styrene	TO15SIM	1.00	0.00311	0.0213	0.153	0.04		11/10/19	2:37	BA	443800
1,1,2,2-tetrachloroethane	TO15SIM	1.00	0.00234	0.0687	ND	ND		11/10/19	2:37	BA	443800
o-Xylene	TO15SIM	1.00	0.00221	0.0217	0.369	0.09		11/10/19	2:37	BA	443800
4-Ethyl toluene	TO15SIM	1.00	0.00344	0.0246	0.399	0.08		11/10/19	2:37	BA	443800
1,3,5-Trimethylbenzene	TO15SIM	1.00	0.00354	0.0246	0.108	0.02		11/10/19	2:37	BA	443800
1,2,4-Trimethylbenzene	TO15SIM	1.00	0.00335	0.0246	0.349	0.07		11/10/19	2:37	BA	443800
1,3-Dichlorobenzene	TO15SIM	1.00	0.00565	0.0301	ND	ND		11/10/19	2:37	BA	443800
1,4-Dichlorobenzene	TO15SIM	1.00	0.00517	0.0301	0.102	0.02		11/10/19	2:37	BA	443800
1,2-Dichlorobenzene	TO15SIM	1.00	0.00565	0.0301	ND	ND		11/10/19	2:37	BA	443800
1,2,4-Trichlorobenzene	TO15SIM	1.00	0.0665	0.0371	0.0816	0.01		11/10/19	2:37	BA	443800
Naphthalene	TO15SIM	1.00	0.00472	0.0262	1.13	0.22		11/10/19	2:37	BA	443800
Hexachlorobutadiene	TO15SIM	1.00	0.106	0.213	ND	ND		11/10/19	2:37	BA	443800

Prep Method: TO-15SIM-P	Prep Batch Date/Time: 11/9/19 9:00:00AM
Prep Batch ID: 1118128	Prep Analyst: BALI

Parameters:	Analysis Method	DF	MDL ug/m3	PQL ug/m3	Results ug/m3	Results ppbv	Q	Analyzed	Time	By	Analytical Batch
-------------	-----------------	----	-----------	-----------	---------------	--------------	---	----------	------	----	------------------



SAMPLE RESULTS

Report prepared for: Nicholas Brettner
Cornerstone Earth Group

Date/Time Received: 11/08/19, 6:10 pm
Date Reported: 11/14/19

Client Sample ID:	IA-4	Lab Sample ID:	1911089-004A
Project Name/Location:	550 Meridian Avenue, SJ	Sample Matrix:	Ambient Air
Project Number:		Certified Clean WO # :	
Date/Time Sampled:	11/08/19 / 17:05	Received PSI :	13.7
Canister/Tube ID:	30553	Corrected PSI :	
Collection Volume (L):			
SDG:			

Prep Method: TO-15SIM-P	Prep Batch Date/Time: 11/9/19 9:00:00AM
Prep Batch ID: 1118128	Prep Analyst: BALI

Parameters:	Analysis Method	DF	MDL ug/m3	PQL ug/m3	Results ug/m3	Results ppbv	Q	Analyzed	Time	By	Analytical Batch
Dichlorodifluoromethane	TO15SIM	10.00	0.178	0.495	22.0	4.44		11/10/19	4:28	BA	443800
Chloromethane	TO15SIM	10.00	0.0865	0.207	238	114.98		11/10/19	4:28	BA	443800
2-Propanol (Isopropyl Alcohol)	TO15SIM	10.00	0.155	1.23	5.56	2.26		11/10/19	4:28	BA	443800
Acetone	TO15SIM	10.00	0.257	0.476	17.1	7.18		11/10/19	4:28	BA	443800



SAMPLE RESULTS

Report prepared for: Nicholas Brettner
Cornerstone Earth Group

Date/Time Received: 11/08/19, 6:10 pm
Date Reported: 11/14/19

Client Sample ID:	IA-5	Lab Sample ID:	1911089-005A
Project Name/Location:	550 Meridian Avenue, SJ	Sample Matrix:	Ambient Air
Project Number:		Certified Clean WO # :	
Date/Time Sampled:	11/08/19 / 16:31	Received PSI :	13.7
Canister/Tube ID:	30574	Corrected PSI :	
Collection Volume (L):			
SDG:			

Prep Method: TO-15SIM-P	Prep Batch Date/Time: 11/9/19 9:00:00AM
Prep Batch ID: 1118128	Prep Analyst: BALI

Parameters:	Analysis Method	DF	MDL ug/m3	PQL ug/m3	Results ug/m3	Results ppbv	Q	Analyzed	Time	By	Analytical Batch
Vinyl Chloride	TO15SIM	1.00	0.00366	0.00768	0.0154	0.01		11/10/19	3:13	BA	443800
1,3-Butadiene	TO15SIM	1.00	0.0220	0.0442	0.130	0.06		11/10/19	3:13	BA	443800
Bromomethane	TO15SIM	1.00	0.00815	0.0194	0.147	0.04		11/10/19	3:13	BA	443800
Chloroethane	TO15SIM	1.00	0.00209	0.0132	0.0264	0.01		11/10/19	3:13	BA	443800
Trichlorofluoromethane	TO15SIM	1.00	0.0122	0.0281	1.78	0.32		11/10/19	3:13	BA	443800
1,1-Dichloroethene	TO15SIM	1.00	0.00671	0.0199	0.0238	0.01		11/10/19	3:13	BA	443800
tert-Butanol	TO15SIM	1.00	0.0115	0.0303	0.764	0.25		11/10/19	3:13	BA	443800
Methylene Chloride	TO15SIM	1.00	0.0145	0.0347	0.673	0.19		11/10/19	3:13	BA	443800
Freon 113	TO15SIM	1.00	0.0129	0.0383	0.705	0.09		11/10/19	3:13	BA	443800
Carbon disulfide	TO15SIM	1.00	0.00283	0.0156	0.165	0.05		11/10/19	3:13	BA	443800
trans-1,2-Dichloroethene	TO15SIM	1.00	0.00372	0.0198	0.0554	0.01		11/10/19	3:13	BA	443800
MTBE	TO15SIM	1.00	0.00621	0.0181	0.0578	0.02		11/10/19	3:13	BA	443800
1,1-Dichloroethane	TO15SIM	1.00	0.00498	0.0203	0.0243	0.01		11/10/19	3:13	BA	443800
Vinyl Acetate	TO15SIM	1.00	0.00503	0.0176	ND	ND		11/10/19	3:13	BA	443800
Hexane	TO15SIM	1.00	0.00451	0.0176	1.13	0.32		11/10/19	3:13	BA	443800
2-Butanone (MEK)	TO15SIM	1.00	0.00271	0.0148	ND	ND		11/10/19	3:13	BA	443800
Diisopropyl ether (DIPE)	TO15SIM	1.00	0.00439	0.0209	0.0334	0.01		11/10/19	3:13	BA	443800
cis-1,2-Dichloroethene	TO15SIM	1.00	0.00404	0.0198	ND	ND		11/10/19	3:13	BA	443800
Ethyl Acetate	TO15SIM	1.00	0.00331	0.0180	0.904	0.25		11/10/19	3:13	BA	443800
Chloroform	TO15SIM	1.00	0.00810	0.0244	0.327	0.07		11/10/19	3:13	BA	443800
ETBE	TO15SIM	1.00	0.00477	0.0209	0.0418	0.01		11/10/19	3:13	BA	443800
Tetrahydrofuran	TO15SIM	1.00	0.0286	0.0590	0.590	0.20		11/10/19	3:13	BA	443800
1,2-Dichloroethane (EDC)	TO15SIM	1.00	0.00498	0.0203	0.122	0.03		11/10/19	3:13	BA	443800
1,1,1-Trichloroethane	TO15SIM	1.00	0.00819	0.0273	0.0437	0.01		11/10/19	3:13	BA	443800
Carbon Tetrachloride	TO15SIM	1.00	0.00849	0.0315	0.616	0.10		11/10/19	3:13	BA	443800
Benzene	TO15SIM	1.00	0.0335	0.0638	1.18	0.37		11/10/19	3:13	BA	443800
TAME	TO15SIM	1.00	0.00247	0.0209	0.0293	0.01		11/10/19	3:13	BA	443800
1,2-Dichloropropane	TO15SIM	1.00	0.00471	0.0231	0.0323	0.01		11/10/19	3:13	BA	443800
Trichloroethylene	TO15SIM	1.00	0.0112	0.0269	0.113	0.02		11/10/19	3:13	BA	443800
Bromodichloromethane	TO15SIM	1.00	0.00556	0.0335	ND	ND		11/10/19	3:13	BA	443800
1,4-Dioxane	TO15SIM	1.00	0.0107	0.0180	0.0360	0.01		11/10/19	3:13	BA	443800
cis-1,3-Dichloropropene	TO15SIM	1.00	0.00359	0.0227	ND	ND		11/10/19	3:13	BA	443800



SAMPLE RESULTS

Report prepared for: Nicholas Brettner
Cornerstone Earth Group

Date/Time Received: 11/08/19, 6:10 pm
Date Reported: 11/14/19

Client Sample ID:	IA-5	Lab Sample ID:	1911089-005A
Project Name/Location:	550 Meridian Avenue, SJ	Sample Matrix:	Ambient Air
Project Number:		Certified Clean WO # :	
Date/Time Sampled:	11/08/19 / 16:31	Received PSI :	13.7
Canister/Tube ID:	30574	Corrected PSI :	
Collection Volume (L):			
SDG:			

Prep Method: TO-15SIM-P	Prep Batch Date/Time: 11/9/19 9:00:00AM
Prep Batch ID: 1118128	Prep Analyst: BALI

Parameters:	Analysis Method	DF	MDL ug/m3	PQL ug/m3	Results ug/m3	Results ppbv	Q	Analyzed	Time	By	Analytical Batch
4-Methyl-2-Pentanone (MIBK)	TO15SIM	1.00	0.00644	0.0205	0.238	0.06		11/10/19	3:13	BA	443800
trans-1,3-Dichloropropene	TO15SIM	1.00	0.00400	0.0227	0.136	0.03		11/10/19	3:13	BA	443800
1,1,2-Trichloroethane	TO15SIM	1.00	0.00322	0.0273	0.126	0.02		11/10/19	3:13	BA	443800
2-Hexanone	TO15SIM	1.00	0.00890	0.0205	1.56	0.38		11/10/19	3:13	BA	443800
Dibromochloromethane	TO15SIM	1.00	0.0214	0.0426	ND	ND		11/10/19	3:13	BA	443800
1,2-Dibromoethane (EDB)	TO15SIM	1.00	0.00415	0.0384	ND	ND		11/10/19	3:13	BA	443800
Tetrachloroethylene	TO15SIM	1.00	0.0257	0.0678	0.556	0.08		11/10/19	3:13	BA	443800
1,1,1,2-Tetrachloroethane	TO15SIM	1.00	0.00893	0.0344	ND	ND		11/10/19	3:13	BA	443800
Chlorobenzene	TO15SIM	1.00	0.00230	0.00460	0.0138	0.00		11/10/19	3:13	BA	443800
Ethyl Benzene	TO15SIM	1.00	0.00234	0.0217	0.365	0.08		11/10/19	3:13	BA	443800
m,p-Xylene	TO15SIM	1.00	0.00265	0.0434	1.06	0.24		11/10/19	3:13	BA	443800
Bromoform	TO15SIM	1.00	0.0341	0.103	ND	ND		11/10/19	3:13	BA	443800
Styrene	TO15SIM	1.00	0.00311	0.0213	0.124	0.03		11/10/19	3:13	BA	443800
1,1,2,2-tetrachloroethane	TO15SIM	1.00	0.00234	0.0687	ND	ND		11/10/19	3:13	BA	443800
o-Xylene	TO15SIM	1.00	0.00221	0.0217	0.373	0.09		11/10/19	3:13	BA	443800
4-Ethyl toluene	TO15SIM	1.00	0.00344	0.0246	0.408	0.08		11/10/19	3:13	BA	443800
1,3,5-Trimethylbenzene	TO15SIM	1.00	0.00354	0.0246	0.0886	0.02		11/10/19	3:13	BA	443800
1,2,4-Trimethylbenzene	TO15SIM	1.00	0.00335	0.0246	0.295	0.06		11/10/19	3:13	BA	443800
1,3-Dichlorobenzene	TO15SIM	1.00	0.00565	0.0301	ND	ND		11/10/19	3:13	BA	443800
1,4-Dichlorobenzene	TO15SIM	1.00	0.00517	0.0301	0.0721	0.01		11/10/19	3:13	BA	443800
1,2-Dichlorobenzene	TO15SIM	1.00	0.00565	0.0301	ND	ND		11/10/19	3:13	BA	443800
1,2,4-Trichlorobenzene	TO15SIM	1.00	0.0665	0.0371	ND	ND		11/10/19	3:13	BA	443800
Naphthalene	TO15SIM	1.00	0.00472	0.0262	0.367	0.07		11/10/19	3:13	BA	443800
Hexachlorobutadiene	TO15SIM	1.00	0.106	0.213	ND	ND		11/10/19	3:13	BA	443800

Prep Method: TO-15SIM-P	Prep Batch Date/Time: 11/9/19 9:00:00AM
Prep Batch ID: 1118128	Prep Analyst: BALI

Parameters:	Analysis Method	DF	MDL ug/m3	PQL ug/m3	Results ug/m3	Results ppbv	Q	Analyzed	Time	By	Analytical Batch
Dichlorodifluoromethane	TO15SIM	10.00	0.178	0.495	3.81	0.77		11/10/19	4:53	BA	443800



SAMPLE RESULTS

Report prepared for: Nicholas Brettner
Cornerstone Earth Group

Date/Time Received: 11/08/19, 6:10 pm
Date Reported: 11/14/19

Client Sample ID:	IA-5	Lab Sample ID:	1911089-005A
Project Name/Location:	550 Meridian Avenue, SJ	Sample Matrix:	Ambient Air
Project Number:		Certified Clean WO # :	
Date/Time Sampled:	11/08/19 / 16:31	Received PSI :	13.7
Canister/Tube ID:	30574	Corrected PSI :	
Collection Volume (L):			
SDG:			

Prep Method: TO-15SIM-P
Prep Batch ID: 1118128

Prep Batch Date/Time: 11/9/19 9:00:00AM
Prep Analyst: BALI

Parameters:	Analysis Method	DF	MDL ug/m3	PQL ug/m3	Results ug/m3	Results ppbv	Q	Analyzed	Time	By	Analytical Batch
Chloromethane	TO15SIM	10.00	0.0865	0.207	2.34	1.13		11/10/19	4:53	BA	443800
2-Propanol (Isopropyl Alcohol)	TO15SIM	10.00	0.155	1.23	4.99	2.03		11/10/19	4:53	BA	443800
Acetone	TO15SIM	10.00	0.257	0.476	15.5	6.51		11/10/19	4:53	BA	443800
Toluene	TO15SIM	10.00	0.0415	0.189	2.07	0.55		11/10/19	4:53	BA	443800



LCS/LCSD Summary Report

Raw values are used in quality control assessment.

Work Order:	1911089	Prep Method:	TO-15SIM-P	Prep Date:	11/09/19	Prep Batch:	1118128
Matrix:	Air	Analytical Method:	ETO15	Analyzed Date:	11/9/2019	Analytical Batch:	443800
Units:	ppbv						

Parameters	MDL	PQL	Method Blank Conc.	Spike Conc.	LCS % Recovery	LCSD % Recovery	LCS/LCSD % RPD	% Recovery Limits	% RPD Limits	Lab Qualifier
1,1-Dichloroethene	0.011	0.0050		0.100	98.0	99.0	1.02	65 - 135	30	
Benzene	0.0021	0.020		0.100	129	130	0.772	65 - 135	30	
Trichloroethylene	0.0011	0.0050		0.100	117	118	0.851	65 - 135	30	
Toluene	0.00050	0.0050		0.100	87.0	88.0	1.14	65 - 135	30	
Chlorobenzene	0.0017	0.0050		0.100	103	106	2.87	65 - 135	30	

Work Order:	1911089	Prep Method:	TO-15SIM-P	Prep Date:	11/13/19	Prep Batch:	1118247
Matrix:	Air	Analytical Method:	ETO15	Analyzed Date:	11/13/2019	Analytical Batch:	443907
Units:	ppbv						

Parameters	MDL	PQL	Method Blank Conc.	Spike Conc.	LCS % Recovery	LCSD % Recovery	LCS/LCSD % RPD	% Recovery Limits	% RPD Limits	Lab Qualifier
1,1-Dichloroethene	0.011	0.0050		0.100	98.0	97.0	1.03	65 - 135	30	
Benzene	0.0021	0.020		0.100	118	119	0.844	65 - 135	30	
Trichloroethylene	0.0011	0.0050		0.100	115	117	1.72	65 - 135	30	
Toluene	0.00050	0.0050		0.100	85.0	85.0	0.000	65 - 135	30	
Chlorobenzene	0.0017	0.0050		0.100	104	102	1.94	65 - 135	30	



Laboratory Qualifiers and Definitions

DEFINITIONS:

Accuracy/Bias (% Recovery) - The closeness of agreement between an observed value and an accepted reference value.
Blank (Method/Preparation Blank) -MB/PB - An analyte-free matrix to which all reagents are added in the same volumes/proportions as used in sample processing. The method blank is used to document contamination resulting from the analytical process.
Duplicate - a field sample and/or laboratory QC sample prepared in duplicate following all of the same processes and procedures used on the original sample (sample duplicate, LCSD, MSD)
Laboratory Control Sample (LCS ad LCSD) - A known matrix spiked with compounds representative of the target analyte(s). This is used to document laboratory performance.
Matrix - the component or substrate that contains the analyte of interest (e.g., - groundwater, sediment, soil, waste water, etc)
Matrix Spike (MS/MSD) - Client sample spiked with identical concentrations of target analyte (s). The spiking occurs prior to the sample preparation and analysis. They are used to document the precision and bias of a method in a given sample matrix.
Method Detection Limit (MDL) - the minimum concentration of a substance that can be measured and reported with a 99% confidence that the analyte concentration is greater than zero
Practical Quantitation Limit/Reporting Limit/Limit of Quantitation (PQL/RL/LOQ) - a laboratory determined value at 2 to 5 times above the MDL that can be reproduced in a manner that results in a 99% confidence level that the result is both accurate and precise. PQLs/RLs/LODs reflect all preparation factors and/or dilution factors that have been applied to the sample during the preparation and/or analytical processes.
Precision (%RPD) - The agreement among a set of replicate/duplicate measurements without regard to known value of the replicates
Surrogate (S) or (Surr) - An organic compound which is similar to the target analyte(s) in chemical composition and behavior in the analytical process, but which is not normally found in environmental samples. Surrogates are used in most organic analysis to demonstrate matrix compatibility with the chosen method of analysis
Tentatively Identified Compound (TIC) - A compound not contained within the analytical calibration standards but present in the GCMS library of defined compounds. When the library is searched for an unknown compound, it can frequently give a tentative identification to the compound based on retention time and primary and secondary ion match. TICs are reported as estimates and are candidates for further investigation.
Units: the unit of measure used to express the reported result - mg/L and mg/Kg (equivalent to PPM - parts per million in liquid and solid), ug/L and ug/Kg (equivalent to PPB - parts per billion in liquid and solid), ug/m3 , mg/m3 , ppbv and ppmv (all units of measure for reporting concentrations in air), % (equivalent to 10000 ppm or 1,000,000 ppb), ug/Wipe (concentration found on the surface of a single Wipe usually taken over a 100cm ² surface)

LABORATORY QUALIFIERS:

<p>B - Indicates when the analyte is found in the associated method or preparation blank</p> <p>D - Surrogate is not recoverable due to the necessary dilution of the sample</p> <p>E - Indicates the reportable value is outside of the calibration range of the instrument but within the linear range of the instrument (unless otherwise noted) Values reported with an E qualifier should be considered as estimated.</p> <p>H- Indicates that the recommended holding time for the analyte or compound has been exceeded</p> <p>J- Indicates a value between the method MDL and PQL and that the reported concentration should be considered as estimated rather the quantitative</p> <p>NA - Not Analyzed</p> <p>N/A - Not Applicable</p> <p>ND - Not Detected at a concentration greater than the PQL/RL or, if reported to the MDL, at greater than the MDL.</p> <p>NR - Not recoverable - a matrix spike concentration is not recoverable due to a concentration within the original sample that is greater than four times the spike concentration added</p> <p>R- The % RPD between a duplicate set of samples is outside of the absolute values established by laboratory control charts</p> <p>S- Spike recovery is outside of established method and/or laboratory control limits. Further explanation of the use of this qualifier should be included within a case narrative</p> <p>X -Used to indicate that a value based on pattern identification is within the pattern range but not typical of the pattern found in standards. Further explanation may or may not be provided within the sample footnote and/or the case narrative.</p>



Sample Receipt Checklist

Client Name: Cornerstone Earth Group

Project Name: 550 Meridian Avenue, SJ

Work Order No.: 1911089

Date and Time Received: 11/8/2019 6:10:00PM

Received By: Navin Ghodasara

Physically Logged By: Navin Ghodasara

Checklist Completed By: Navin Ghodasara

Carrier Name: Client Drop Off

Chain of Custody (COC) Information

Chain of custody present?	<u>Yes</u>
Chain of custody signed when relinquished and received?	<u>Yes</u>
Chain of custody agrees with sample labels?	<u>Yes</u>
Custody seals intact on sample bottles?	<u>Not Present</u>

Sample Receipt Information

Custody seals intact on shipping container/cooler?	<u>Not Present</u>
Shipping Container/Cooler In Good Condition?	<u>Yes</u>
Samples in proper container/bottle?	<u>Yes</u>
Samples containers intact?	<u>Yes</u>
Sufficient sample volume for indicated test?	<u>Yes</u>

Sample Preservation and Hold Time (HT) Information

All samples received within holding time?	<u>Yes</u>	
Container/Temp Blank temperature in compliance?		Temperature: °C
Water-VOA vials have zero headspace?	<u>No VOA vials submitted</u>	
Water-pH acceptable upon receipt?	<u>N/A</u>	
pH Checked by: na	pH Adjusted by: na	

Comments:

Air samples received at ambient temperature.



Login Summary Report

Client ID: TL5119 Cornerstone Earth Group

Project Name: 550 Meridian Avenue, SJ

Project # :

Report Due Date: 11/13/2019

QC Level: II

TAT Requested: 3 Day Std:3

Date Received: 11/8/2019

Time Received: 6:10 pm

Comments:

Work Order # : 1911089

<u>WO Sample ID</u>	<u>Client Sample ID</u>	<u>Collection Date/Time</u>	<u>Matrix</u>	<u>Scheduled Disposal</u>	<u>Sample On Hold</u>	<u>Test On Hold</u>	<u>Requested Tests</u>	<u>Subbed</u>
1911089-001A	IA-1	11/11/19 15:45	Air				VOC_A_TO15SIM	
1911089-002A	IA-2	11/08/19 15:46	Air				VOC_A_TO15SIM	
1911089-003A	IA-3	11/08/19 17:23	Air				VOC_A_TO15SIM	
1911089-004A	IA-4	11/08/19 17:05	Air				VOC_A_TO15SIM	
1911089-005A	IA-5	11/08/19 16:31	Air				VOC_A_TO15SIM	
1911089-006A	OA-1	11/08/19 17:30	Air				VOC_A_TO15SIM	



483 Sinclair Frontage Road
Milpitas, CA 95035
Phone: 408.263.5258
FAX: 408.263.8293
www.torrentlab.com

CHAIN OF CUSTODY

• NOTE: SHADED AREAS ARE FOR TORRENT LAB USE ONLY •

LAB WORK ORDER NO

1911089

Company Name: <u>Cornerstone Earth Group</u>	<input type="checkbox"/> Env. <input type="checkbox"/> Special	Project #:	PO #:
Address: <u>1259 Oakmead Pkwy.</u>		Project Name: <u>550 Meridian Avenue, SJ.</u>	
City: <u>Sunnyvale</u>	State: <u>CA</u>	Zip Code: <u>94085</u>	Comments:
Telephone: <u>408 245 4600</u>	Cell:	SAMPLER: <u>Ross Tinline</u>	Quote #:
REPORT TO: <u>Nicholas Brettner</u>	BILL TO: <u>Same</u>	EMAIL: <u>nbrettner@cornerstoneearth.com</u>	

TURNAROUND TIME:

- ☐ 10 Work Days ☐ 4 Work Days ☐ 1 Work Day
☐ 7 Work Days ☒ 3 Work Days (Standard) ☐ Noon - Nxt Day
☐ 5 Work Days ☐ 2 Work Days ☐ 2-8 Hours

SAMPLE TYPE:

- ☒ Indoor Air
☒ Ambient Air
☐ Soil/Gas Vapor
☐ Other

REPORT FORMAT:

- ☐ Level II - Std.
☐ Excel - EDD
☐ EDF ☐ Std.-EDD
☐ QC Level III
☐ QC Level IV

Initial Vac. ("Hg) Final Vac. ("Hg) Flow Controller # TO 15 TO 15 SIM Low Level VOCs TO 17

ANALYSIS REQUESTED

LAB ID	CLIENT'S SAMPLE I.D.	DATE / TIME SAMPLED	MATRIX	# OF CONT	CONT TYPE	CANISTER I.D.	Initial Vac. ("Hg)	Final Vac. ("Hg)	Flow Controller #	TO 15	TO 15 SIM Low Level VOCs	TO 17	REMARKS
001A	IA-1	11-8-19 0917-1545	Indoor Air	1	6L SIM	32747	-30	-4	05-42				
002A	IA-2	11-8-19 0914-1546				16012	-30	-4	03-25				
003A	IA-3	11-8-19 0923-1723				21890	-30	-24.5	01-01				*
004A	IA-4	11-8-19 0905-1705				30553	>-30	-4	06-58				
005A	IA-5	11-8-19 0908-1631	↓			30574	-30	-3.5	11-09				
006A	OA-1	11-8-19 0934-1730	Outdoor Air	↓	↓	30560	>-30	22	06-53				*
* Note: either summa vac gauge not registering properly or flow controller mis-calibrated.													

Relinquished By: <u>Ross Tinline</u>	Print: <u>Ross Tinline</u>	Date: <u>11-8-19</u>	Time: <u>1810</u>	Received By: <u>NAVIN G</u>	Print: <u>NAVIN G</u>	Date: <u>11-8-19</u>	Time: <u>18:10</u>
Relinquished By:	Print:	Date:	Time:	Received By:	Print:	Date:	Time:

Were Samples Received in Good Condition? ☒ Yes ☐ NO Samples on Ice? ☐ Yes ☒ NO Method of Shipment D/O Sample seals intact? ☐ Yes ☐ NO ☒ N/A

NOTE: Samples are discarded by the laboratory 30 days from date of receipt unless other arrangements are made.

Log In By: NAVIN G Date: 11-8-19 Labeled By: NAVIN G Date: 11-8-19 Temp: Ambient Temp °C Page 1 of 1 Rev. 1



Cornerstone Earth Group
1259 Oakmead Parkway
Sunnyvale, California 94035
Tel: (408) 245-4600
Fax: (408) 245-4620
RE: 570 Meridian Ave., SJ

Work Order No.: 1911102

Dear Nicholas Brettner:

Torrent Laboratory, Inc. received 6 sample(s) on November 11, 2019 for the analyses presented in the following Report.

All data for associated QC met EPA or laboratory specification(s) except where noted in the case narrative.

Torrent Laboratory, Inc. is certified by the State of California, ELAP #1991. If you have any questions regarding these test results, please feel free to contact the Project Management Team at (408)263-5258; ext 204.

A handwritten signature in blue ink, appearing to read "Patti L. Sandrock", is written over a light blue horizontal line.

Patti L Sandrock
QA Officer

November 15, 2019

Date



Date: 11/15/2019

Client: Cornerstone Earth Group

Project: 570 Meridian Ave., SJ

Work Order: 1911102

CASE NARRATIVE

Unless otherwise indicated in the following narrative, no issues encountered with the receiving, preparation, analysis or reporting of the results associated with this work order.

Unless otherwise indicated in the following narrative, no results have been method and/or field blank corrected.

Reported results relate only to the items/samples tested by the laboratory.

This report shall not be reproduced, except in full, without the written approval of Torrent Analytical, Inc.

Note for method TO15SIM: Method Blank is only used for Instrument purpose. Canisters are self-certified, and the report for the individually tested canisters can be found on work order "1911103".



Sample Result Summary

Report prepared for: Nicholas Brettner
Cornerstone Earth Group

Date Received: 11/11/19

Date Reported: 11/15/19

IA-1

1911102-001

<u>Parameters:</u>	<u>Analysis Method</u>	<u>DF</u>	<u>MDL</u>	<u>PQL</u>	<u>Results ug/m3</u>
Dichlorodifluoromethane	TO15SIM	1	0.0178	0.0495	2.00
Vinyl Chloride	TO15SIM	1	0.00366	0.00768	0.0179
1,3-Butadiene	TO15SIM	1	0.0220	0.0442	0.298
Bromomethane	TO15SIM	1	0.00815	0.0194	0.182
Chloroethane	TO15SIM	1	0.00209	0.0132	0.0185
Trichlorofluoromethane	TO15SIM	1	0.0122	0.0281	1.64
1,1-Dichloroethene	TO15SIM	1	0.00671	0.0199	0.0357
Methylene Chloride	TO15SIM	1	0.0145	0.0347	0.597
Freon 113	TO15SIM	1	0.0129	0.0383	0.636
Carbon disulfide	TO15SIM	1	0.00283	0.0156	0.193
trans-1,2-Dichloroethene	TO15SIM	1	0.00372	0.0198	0.0634
MTBE	TO15SIM	1	0.00621	0.0181	0.0433
Diisopropyl ether (DIPE)	TO15SIM	1	0.00439	0.0209	0.0627
Chloroform	TO15SIM	1	0.00810	0.0244	0.493
ETBE	TO15SIM	1	0.00477	0.0209	0.0752
Tetrahydrofuran	TO15SIM	1	0.0286	0.0590	1.09
1,2-Dichloroethane (EDC)	TO15SIM	1	0.00498	0.0203	0.0770
1,1,1-Trichloroethane	TO15SIM	1	0.00819	0.0273	0.0710
Carbon Tetrachloride	TO15SIM	1	0.00849	0.0315	0.629
Benzene	TO15SIM	1	0.0335	0.0638	1.24
TAME	TO15SIM	1	0.00247	0.0209	0.0460
1,2-Dichloropropane	TO15SIM	1	0.00471	0.0231	0.0462
Trichloroethylene	TO15SIM	1	0.0112	0.0269	0.150
Bromodichloromethane	TO15SIM	1	0.00556	0.0335	0.147
1,4-Dioxane	TO15SIM	1	0.0107	0.0180	0.0936
4-Methyl-2-Pentanone (MIBK)	TO15SIM	1	0.00644	0.0205	0.562
trans-1,3-Dichloropropene	TO15SIM	1	0.00400	0.0227	0.114
1,1,2-Trichloroethane	TO15SIM	1	0.00322	0.0273	0.404
Dibromochloromethane	TO15SIM	1	0.0214	0.0426	0.0596
Tetrachloroethylene	TO15SIM	1	0.0257	0.0678	0.631
Ethyl Benzene	TO15SIM	1	0.00234	0.0217	1.42
m,p-Xylene	TO15SIM	1	0.00265	0.0434	4.75
Styrene	TO15SIM	1	0.00311	0.0213	1.83
o-Xylene	TO15SIM	1	0.00221	0.0217	1.49
4-Ethyl toluene	TO15SIM	1	0.00344	0.0246	1.28
1,3,5-Trimethylbenzene	TO15SIM	1	0.00354	0.0246	0.241
1,2,4-Trimethylbenzene	TO15SIM	1	0.00335	0.0246	0.959
1,4-Dichlorobenzene	TO15SIM	1	0.00517	0.0301	0.192
1,2,4-Trichlorobenzene	TO15SIM	1	0.0665	0.0371	0.0445
Naphthalene	TO15SIM	1	0.00472	0.0262	0.451
Chloromethane	TO15SIM	10	0.0865	0.207	4.49
2-Propanol (Isopropyl Alcohol)	TO15SIM	10	0.155	1.23	5.81
Acetone	TO15SIM	10	0.257	0.476	55.4
tert-Butanol	TO15SIM	10	0.115	0.303	2.36



Sample Result Summary

Report prepared for: Nicholas Brettner
Cornerstone Earth Group

Date Received: 11/11/19

Date Reported: 11/15/19

IA-1

1911102-001

<u>Parameters:</u>	<u>Analysis Method</u>	<u>DF</u>	<u>MDL</u>	<u>PQL</u>	<u>Results ug/m3</u>
Hexane	TO15SIM	10	0.0451	0.176	3.63
2-Butanone (MEK)	TO15SIM	10	0.0271	0.148	2.80
Ethyl Acetate	TO15SIM	10	0.0331	0.180	2.09
Toluene	TO15SIM	10	0.0415	0.189	3.17
2-Hexanone	TO15SIM	10	0.0890	0.205	70.9



Sample Result Summary

Report prepared for: Nicholas Brettner
Cornerstone Earth Group

Date Received: 11/11/19

Date Reported: 11/15/19

IA-2

1911102-002

<u>Parameters:</u>	<u>Analysis Method</u>	<u>DF</u>	<u>MDL</u>	<u>PQL</u>	<u>Results ug/m3</u>
Dichlorodifluoromethane	TO15SIM	1	0.0178	0.0495	1.98
Vinyl Chloride	TO15SIM	1	0.00366	0.00768	0.0128
1,3-Butadiene	TO15SIM	1	0.0220	0.0442	0.340
Bromomethane	TO15SIM	1	0.00815	0.0194	0.178
Chloroethane	TO15SIM	1	0.00209	0.0132	0.0290
Trichlorofluoromethane	TO15SIM	1	0.0122	0.0281	1.57
1,1-Dichloroethene	TO15SIM	1	0.00671	0.0199	0.111
Methylene Chloride	TO15SIM	1	0.0145	0.0347	0.600
Freon 113	TO15SIM	1	0.0129	0.0383	0.620
Carbon disulfide	TO15SIM	1	0.00283	0.0156	0.317
trans-1,2-Dichloroethene	TO15SIM	1	0.00372	0.0198	0.0594
MTBE	TO15SIM	1	0.00621	0.0181	0.0361
Hexane	TO15SIM	1	0.00451	0.0176	1.95
Diisopropyl ether (DIPE)	TO15SIM	1	0.00439	0.0209	0.0293
Ethyl Acetate	TO15SIM	1	0.00331	0.0180	1.77
Chloroform	TO15SIM	1	0.00810	0.0244	0.434
ETBE	TO15SIM	1	0.00477	0.0209	0.0251
Tetrahydrofuran	TO15SIM	1	0.0286	0.0590	1.08
1,2-Dichloroethane (EDC)	TO15SIM	1	0.00498	0.0203	0.0689
1,1,1-Trichloroethane	TO15SIM	1	0.00819	0.0273	0.0546
Carbon Tetrachloride	TO15SIM	1	0.00849	0.0315	0.610
Benzene	TO15SIM	1	0.0335	0.0638	1.26
TAME	TO15SIM	1	0.00247	0.0209	0.0209
1,2-Dichloropropane	TO15SIM	1	0.00471	0.0231	0.0323
Trichloroethylene	TO15SIM	1	0.0112	0.0269	0.0913
Bromodichloromethane	TO15SIM	1	0.00556	0.0335	0.147
1,4-Dioxane	TO15SIM	1	0.0107	0.0180	0.169
4-Methyl-2-Pentanone (MIBK)	TO15SIM	1	0.00644	0.0205	1.05
trans-1,3-Dichloropropene	TO15SIM	1	0.00400	0.0227	0.123
1,1,2-Trichloroethane	TO15SIM	1	0.00322	0.0273	0.612
Dibromochloromethane	TO15SIM	1	0.0214	0.0426	0.0426
Tetrachloroethylene	TO15SIM	1	0.0257	0.0678	0.542
Chlorobenzene	TO15SIM	1	0.00230	0.00460	0.00460
Ethyl Benzene	TO15SIM	1	0.00234	0.0217	2.20
4-Ethyl toluene	TO15SIM	1	0.00344	0.0246	1.80
1,3,5-Trimethylbenzene	TO15SIM	1	0.00354	0.0246	0.325
1,2,4-Trimethylbenzene	TO15SIM	1	0.00335	0.0246	1.32
1,4-Dichlorobenzene	TO15SIM	1	0.00517	0.0301	0.162
Naphthalene	TO15SIM	1	0.00472	0.0262	1.07



Sample Result Summary

Report prepared for: Nicholas Brettner
Cornerstone Earth Group

Date Received: 11/11/19

Date Reported: 11/15/19

IA-2

1911102-002

<u>Parameters:</u>	<u>Analysis Method</u>	<u>DF</u>	<u>MDL</u>	<u>PQL</u>	<u>Results ug/m3</u>
Chloromethane	TO15SIM	10	0.0865	0.207	4.39
2-Propanol (Isopropyl Alcohol)	TO15SIM	10	0.155	1.23	10.7
Acetone	TO15SIM	10	0.257	0.476	75.3
tert-Butanol	TO15SIM	10	0.115	0.303	2.30
2-Butanone (MEK)	TO15SIM	10	0.0271	0.148	3.13
Toluene	TO15SIM	10	0.0415	0.189	3.36
2-Hexanone	TO15SIM	10	0.0890	0.205	154
m,p-Xylene	TO15SIM	10	0.0265	0.434	5.77
Styrene	TO15SIM	10	0.0311	0.213	2.04
o-Xylene	TO15SIM	10	0.0221	0.217	2.00



Sample Result Summary

Report prepared for: Nicholas Brettner
Cornerstone Earth Group

Date Received: 11/11/19

Date Reported: 11/15/19

IA-3

1911102-003

<u>Parameters:</u>	<u>Analysis Method</u>	<u>DF</u>	<u>MDL</u>	<u>PQL</u>	<u>Results ug/m3</u>
Dichlorodifluoromethane	TO15SIM	1	0.0178	0.0495	1.91
Vinyl Chloride	TO15SIM	1	0.00366	0.00768	0.0128
1,3-Butadiene	TO15SIM	1	0.0220	0.0442	0.272
Bromomethane	TO15SIM	1	0.00815	0.0194	0.190
Chloroethane	TO15SIM	1	0.00209	0.0132	0.0264
Trichlorofluoromethane	TO15SIM	1	0.0122	0.0281	1.59
1,1-Dichloroethene	TO15SIM	1	0.00671	0.0199	0.0556
Methylene Chloride	TO15SIM	1	0.0145	0.0347	0.593
Freon 113	TO15SIM	1	0.0129	0.0383	0.597
Carbon disulfide	TO15SIM	1	0.00283	0.0156	0.177
trans-1,2-Dichloroethene	TO15SIM	1	0.00372	0.0198	0.0634
MTBE	TO15SIM	1	0.00621	0.0181	0.0397
1,1-Dichloroethane	TO15SIM	1	0.00498	0.0203	0.0324
Hexane	TO15SIM	1	0.00451	0.0176	1.96
Diisopropyl ether (DIPE)	TO15SIM	1	0.00439	0.0209	0.0460
Chloroform	TO15SIM	1	0.00810	0.0244	0.654
ETBE	TO15SIM	1	0.00477	0.0209	0.259
Tetrahydrofuran	TO15SIM	1	0.0286	0.0590	1.01
1,2-Dichloroethane (EDC)	TO15SIM	1	0.00498	0.0203	0.0851
1,1,1-Trichloroethane	TO15SIM	1	0.00819	0.0273	0.104
Carbon Tetrachloride	TO15SIM	1	0.00849	0.0315	0.723
Benzene	TO15SIM	1	0.0335	0.0638	1.12
TAME	TO15SIM	1	0.00247	0.0209	0.0334
1,2-Dichloropropane	TO15SIM	1	0.00471	0.0231	0.0370
Trichloroethylene	TO15SIM	1	0.0112	0.0269	0.118
Bromodichloromethane	TO15SIM	1	0.00556	0.0335	0.261
1,4-Dioxane	TO15SIM	1	0.0107	0.0180	0.209
4-Methyl-2-Pentanone (MIBK)	TO15SIM	1	0.00644	0.0205	0.648
trans-1,3-Dichloropropene	TO15SIM	1	0.00400	0.0227	0.123
1,1,2-Trichloroethane	TO15SIM	1	0.00322	0.0273	0.442
Dibromochloromethane	TO15SIM	1	0.0214	0.0426	0.247
Tetrachloroethylene	TO15SIM	1	0.0257	0.0678	0.678
Ethyl Benzene	TO15SIM	1	0.00234	0.0217	1.67
Bromoform	TO15SIM	1	0.0341	0.103	0.238
Styrene	TO15SIM	1	0.00311	0.0213	1.67
1,1,2,2-tetrachloroethane	TO15SIM	1	0.00234	0.0687	0.467
o-Xylene	TO15SIM	1	0.00221	0.0217	2.06
4-Ethyl toluene	TO15SIM	1	0.00344	0.0246	1.31
1,3,5-Trimethylbenzene	TO15SIM	1	0.00354	0.0246	0.256
1,2,4-Trimethylbenzene	TO15SIM	1	0.00335	0.0246	1.01
1,4-Dichlorobenzene	TO15SIM	1	0.00517	0.0301	0.156
Naphthalene	TO15SIM	1	0.00472	0.0262	0.388



Sample Result Summary

Report prepared for: Nicholas Brettner
Cornerstone Earth Group

Date Received: 11/11/19

Date Reported: 11/15/19

IA-3

1911102-003

<u>Parameters:</u>	<u>Analysis Method</u>	<u>DF</u>	<u>MDL</u>	<u>PQL</u>	<u>Results ug/m3</u>
Chloromethane	TO15SIM	10	0.0865	0.207	3.50
2-Propanol (Isopropyl Alcohol)	TO15SIM	10	0.155	1.23	6.35
Acetone	TO15SIM	10	0.257	0.476	76.9
tert-Butanol	TO15SIM	10	0.115	0.303	2.30
2-Butanone (MEK)	TO15SIM	10	0.0271	0.148	2.80
Ethyl Acetate	TO15SIM	10	0.0331	0.180	2.45
Toluene	TO15SIM	10	0.0415	0.189	2.71
2-Hexanone	TO15SIM	10	0.0890	0.205	138
m,p-Xylene	TO15SIM	10	0.0265	0.434	4.69



Sample Result Summary

Report prepared for: Nicholas Brettner
Cornerstone Earth Group

Date Received: 11/11/19

Date Reported: 11/15/19

IA-4

1911102-004

<u>Parameters:</u>	<u>Analysis Method</u>	<u>DF</u>	<u>MDL</u>	<u>PQL</u>	<u>Results ug/m3</u>
Dichlorodifluoromethane	TO15SIM	1	0.0178	0.0495	2.20
Vinyl Chloride	TO15SIM	1	0.00366	0.00768	0.0102
1,3-Butadiene	TO15SIM	1	0.0220	0.0442	0.314
Bromomethane	TO15SIM	1	0.00815	0.0194	0.175
Chloroethane	TO15SIM	1	0.00209	0.0132	0.0211
Trichlorofluoromethane	TO15SIM	1	0.0122	0.0281	1.66
1,1-Dichloroethene	TO15SIM	1	0.00671	0.0199	0.0397
Methylene Chloride	TO15SIM	1	0.0145	0.0347	0.607
Freon 113	TO15SIM	1	0.0129	0.0383	0.620
Carbon disulfide	TO15SIM	1	0.00283	0.0156	0.255
trans-1,2-Dichloroethene	TO15SIM	1	0.00372	0.0198	0.0554
MTBE	TO15SIM	1	0.00621	0.0181	0.0325
1,1-Dichloroethane	TO15SIM	1	0.00498	0.0203	0.0284
Diisopropyl ether (DIPE)	TO15SIM	1	0.00439	0.0209	0.0376
Chloroform	TO15SIM	1	0.00810	0.0244	0.449
ETBE	TO15SIM	1	0.00477	0.0209	0.213
Tetrahydrofuran	TO15SIM	1	0.0286	0.0590	0.988
1,2-Dichloroethane (EDC)	TO15SIM	1	0.00498	0.0203	0.0689
1,1,1-Trichloroethane	TO15SIM	1	0.00819	0.0273	0.0546
Carbon Tetrachloride	TO15SIM	1	0.00849	0.0315	0.560
Benzene	TO15SIM	1	0.0335	0.0638	1.23
TAME	TO15SIM	1	0.00247	0.0209	0.0293
1,2-Dichloropropane	TO15SIM	1	0.00471	0.0231	0.0370
Trichloroethylene	TO15SIM	1	0.0112	0.0269	0.102
Bromodichloromethane	TO15SIM	1	0.00556	0.0335	0.127
1,4-Dioxane	TO15SIM	1	0.0107	0.0180	0.137
4-Methyl-2-Pentanone (MIBK)	TO15SIM	1	0.00644	0.0205	0.611
trans-1,3-Dichloropropene	TO15SIM	1	0.00400	0.0227	0.0772
1,1,2-Trichloroethane	TO15SIM	1	0.00322	0.0273	0.388
Dibromochloromethane	TO15SIM	1	0.0214	0.0426	0.0426
Tetrachloroethylene	TO15SIM	1	0.0257	0.0678	0.441
Ethyl Benzene	TO15SIM	1	0.00234	0.0217	1.34
m,p-Xylene	TO15SIM	1	0.00265	0.0434	4.50
Styrene	TO15SIM	1	0.00311	0.0213	2.20
o-Xylene	TO15SIM	1	0.00221	0.0217	1.40
4-Ethyl toluene	TO15SIM	1	0.00344	0.0246	1.14
1,3,5-Trimethylbenzene	TO15SIM	1	0.00354	0.0246	0.231
1,2,4-Trimethylbenzene	TO15SIM	1	0.00335	0.0246	0.846
1,4-Dichlorobenzene	TO15SIM	1	0.00517	0.0301	0.174
Naphthalene	TO15SIM	1	0.00472	0.0262	0.393



Sample Result Summary

Report prepared for: Nicholas Brettner
Cornerstone Earth Group

Date Received: 11/11/19

Date Reported: 11/15/19

IA-4

1911102-004

<u>Parameters:</u>	<u>Analysis Method</u>	<u>DF</u>	<u>MDL</u>	<u>PQL</u>	<u>Results ug/m3</u>
Chloromethane	TO15SIM	10	0.0865	0.207	3.83
2-Propanol (Isopropyl Alcohol)	TO15SIM	10	0.155	1.23	6.30
Acetone	TO15SIM	10	0.257	0.476	53.5
tert-Butanol	TO15SIM	10	0.115	0.303	2.39
Hexane	TO15SIM	10	0.0451	0.176	2.92
2-Butanone (MEK)	TO15SIM	10	0.0271	0.148	2.60
Ethyl Acetate	TO15SIM	10	0.0331	0.180	2.41
Toluene	TO15SIM	10	0.0415	0.189	3.20
2-Hexanone	TO15SIM	10	0.0890	0.205	68.5



Sample Result Summary

Report prepared for: Nicholas Brettner
Cornerstone Earth Group

Date Received: 11/11/19

Date Reported: 11/15/19

IA-5

1911102-005

<u>Parameters:</u>	<u>Analysis Method</u>	<u>DF</u>	<u>MDL</u>	<u>PQL</u>	<u>Results ug/m3</u>
Dichlorodifluoromethane	TO15SIM	1	0.0178	0.0495	1.69
Vinyl Chloride	TO15SIM	1	0.00366	0.00768	0.0102
1,3-Butadiene	TO15SIM	1	0.0220	0.0442	0.292
Bromomethane	TO15SIM	1	0.00815	0.0194	0.182
Chloroethane	TO15SIM	1	0.00209	0.0132	0.0211
Trichlorofluoromethane	TO15SIM	1	0.0122	0.0281	1.53
1,1-Dichloroethene	TO15SIM	1	0.00671	0.0199	0.0318
Methylene Chloride	TO15SIM	1	0.0145	0.0347	0.604
Freon 113	TO15SIM	1	0.0129	0.0383	0.613
Carbon disulfide	TO15SIM	1	0.00283	0.0156	0.252
trans-1,2-Dichloroethene	TO15SIM	1	0.00372	0.0198	0.0634
MTBE	TO15SIM	1	0.00621	0.0181	0.0505
1,1-Dichloroethane	TO15SIM	1	0.00498	0.0203	0.0324
Diisopropyl ether (DIPE)	TO15SIM	1	0.00439	0.0209	0.0752
Chloroform	TO15SIM	1	0.00810	0.0244	0.473
ETBE	TO15SIM	1	0.00477	0.0209	0.0961
Tetrahydrofuran	TO15SIM	1	0.0286	0.0590	1.12
1,2-Dichloroethane (EDC)	TO15SIM	1	0.00498	0.0203	0.0689
1,1,1-Trichloroethane	TO15SIM	1	0.00819	0.0273	0.0655
Carbon Tetrachloride	TO15SIM	1	0.00849	0.0315	0.503
Benzene	TO15SIM	1	0.0335	0.0638	1.15
TAME	TO15SIM	1	0.00247	0.0209	0.0502
1,2-Dichloropropane	TO15SIM	1	0.00471	0.0231	0.0416
Trichloroethylene	TO15SIM	1	0.0112	0.0269	0.161
Bromodichloromethane	TO15SIM	1	0.00556	0.0335	0.121
1,4-Dioxane	TO15SIM	1	0.0107	0.0180	0.119
4-Methyl-2-Pentanone (MIBK)	TO15SIM	1	0.00644	0.0205	0.652
trans-1,3-Dichloropropene	TO15SIM	1	0.00400	0.0227	0.204
1,1,2-Trichloroethane	TO15SIM	1	0.00322	0.0273	0.448
Dibromochloromethane	TO15SIM	1	0.0214	0.0426	0.0511
Tetrachloroethylene	TO15SIM	1	0.0257	0.0678	0.671
Ethyl Benzene	TO15SIM	1	0.00234	0.0217	1.45
m,p-Xylene	TO15SIM	1	0.00265	0.0434	4.96
Styrene	TO15SIM	1	0.00311	0.0213	2.06
1,1,2,2-tetrachloroethane	TO15SIM	1	0.00234	0.0687	0.103
o-Xylene	TO15SIM	1	0.00221	0.0217	1.56
4-Ethyl toluene	TO15SIM	1	0.00344	0.0246	1.21
1,3,5-Trimethylbenzene	TO15SIM	1	0.00354	0.0246	0.246
1,2,4-Trimethylbenzene	TO15SIM	1	0.00335	0.0246	0.920
1,4-Dichlorobenzene	TO15SIM	1	0.00517	0.0301	0.198
Naphthalene	TO15SIM	1	0.00472	0.0262	0.466



Sample Result Summary

Report prepared for: Nicholas Brettner
Cornerstone Earth Group

Date Received: 11/11/19

Date Reported: 11/15/19

IA-5

1911102-005

<u>Parameters:</u>	<u>Analysis Method</u>	<u>DF</u>	<u>MDL</u>	<u>PQL</u>	<u>Results ug/m3</u>
Chloromethane	TO15SIM	10	0.0865	0.207	3.73
2-Propanol (Isopropyl Alcohol)	TO15SIM	10	0.155	1.23	6.30
Acetone	TO15SIM	10	0.257	0.476	60.5
tert-Butanol	TO15SIM	10	0.115	0.303	2.61
Hexane	TO15SIM	10	0.0451	0.176	4.75
2-Butanone (MEK)	TO15SIM	10	0.0271	0.148	2.86
Ethyl Acetate	TO15SIM	10	0.0331	0.180	2.34
Toluene	TO15SIM	10	0.0415	0.189	3.05
2-Hexanone	TO15SIM	10	0.0890	0.205	70.8



Sample Result Summary

Report prepared for: Nicholas Brettner
Cornerstone Earth Group

Date Received: 11/11/19

Date Reported: 11/15/19

1911102-006

OA-1

Parameters:

Analysis
Method

DF

MDL

PQL

Results
ug/m3



Sample Result Summary

Report prepared for: Nicholas Brettner
Cornerstone Earth Group

Date Received: 11/11/19

Date Reported: 11/15/19

OA-1

1911102-006

<u>Parameters:</u>	<u>Analysis Method</u>	<u>DF</u>	<u>MDL</u>	<u>PQL</u>	<u>Results ug/m3</u>
Dichlorodifluoromethane	TO15SIM	1	0.0178	0.0495	1.76
Vinyl Chloride	TO15SIM	1	0.00366	0.00768	0.0154
1,3-Butadiene	TO15SIM	1	0.0220	0.0442	0.117
Bromomethane	TO15SIM	1	0.00815	0.0194	0.186
Chloroethane	TO15SIM	1	0.00209	0.0132	0.0132
Trichlorofluoromethane	TO15SIM	1	0.0122	0.0281	1.47
1,1-Dichloroethene	TO15SIM	1	0.00671	0.0199	0.0834
Methylene Chloride	TO15SIM	1	0.0145	0.0347	0.555
Freon 113	TO15SIM	1	0.0129	0.0383	0.597
Carbon disulfide	TO15SIM	1	0.00283	0.0156	0.165
trans-1,2-Dichloroethene	TO15SIM	1	0.00372	0.0198	0.0594
MTBE	TO15SIM	1	0.00621	0.0181	0.0469
1,1-Dichloroethane	TO15SIM	1	0.00498	0.0203	0.0243
Vinyl Acetate	TO15SIM	1	0.00503	0.0176	0.169
Hexane	TO15SIM	1	0.00451	0.0176	1.77
Diisopropyl ether (DIPE)	TO15SIM	1	0.00439	0.0209	0.0669
Ethyl Acetate	TO15SIM	1	0.00331	0.0180	1.05
Chloroform	TO15SIM	1	0.00810	0.0244	0.264
ETBE	TO15SIM	1	0.00477	0.0209	0.146
Tetrahydrofuran	TO15SIM	1	0.0286	0.0590	0.917
1,2-Dichloroethane (EDC)	TO15SIM	1	0.00498	0.0203	0.0770
1,1,1-Trichloroethane	TO15SIM	1	0.00819	0.0273	0.0491
Carbon Tetrachloride	TO15SIM	1	0.00849	0.0315	0.522
Benzene	TO15SIM	1	0.0335	0.0638	0.810
TAME	TO15SIM	1	0.00247	0.0209	0.0502
1,2-Dichloropropane	TO15SIM	1	0.00471	0.0231	0.0277
Trichloroethylene	TO15SIM	1	0.0112	0.0269	0.140
Bromodichloromethane	TO15SIM	1	0.00556	0.0335	0.0871
1,4-Dioxane	TO15SIM	1	0.0107	0.0180	0.0540
4-Methyl-2-Pentanone (MIBK)	TO15SIM	1	0.00644	0.0205	0.234
trans-1,3-Dichloropropene	TO15SIM	1	0.00400	0.0227	0.390
1,1,2-Trichloroethane	TO15SIM	1	0.00322	0.0273	0.186
Toluene	TO15SIM	1	0.00415	0.0189	1.76
2-Hexanone	TO15SIM	1	0.00890	0.0205	1.80
Tetrachloroethylene	TO15SIM	1	0.0257	0.0678	0.597
Chlorobenzene	TO15SIM	1	0.00230	0.00460	0.0138
Ethyl Benzene	TO15SIM	1	0.00234	0.0217	0.395
m,p-Xylene	TO15SIM	1	0.00265	0.0434	1.13
Styrene	TO15SIM	1	0.00311	0.0213	0.230
o-Xylene	TO15SIM	1	0.00221	0.0217	0.438
4-Ethyl toluene	TO15SIM	1	0.00344	0.0246	0.541
1,3,5-Trimethylbenzene	TO15SIM	1	0.00354	0.0246	0.0984
1,2,4-Trimethylbenzene	TO15SIM	1	0.00335	0.0246	0.389
1,4-Dichlorobenzene	TO15SIM	1	0.00517	0.0301	0.0902



Sample Result Summary

Report prepared for: Nicholas Brettner
Cornerstone Earth Group

Date Received: 11/11/19

Date Reported: 11/15/19

OA-1

1911102-006

<u>Parameters:</u>	<u>Analysis Method</u>	<u>DF</u>	<u>MDL</u>	<u>PQL</u>	<u>Results ug/m3</u>
1,2,4-Trichlorobenzene	TO15SIM	1	0.0665	0.0371	0.0445
Naphthalene	TO15SIM	1	0.00472	0.0262	0.189
Chloromethane	TO15SIM	10	0.0865	0.207	0.538
2-Propanol (Isopropyl Alcohol)	TO15SIM	10	0.155	1.23	3.27
Acetone	TO15SIM	10	0.257	0.476	13.8
tert-Butanol	TO15SIM	10	0.115	0.303	1.33
2-Butanone (MEK)	TO15SIM	10	0.0271	0.148	2.04



SAMPLE RESULTS

Report prepared for: Nicholas Brettner
Cornerstone Earth Group

Date/Time Received: 11/11/19, 6:05 pm
Date Reported: 11/15/19

Client Sample ID:	IA-1	Lab Sample ID:	1911102-001A
Project Name/Location:	570 Meridian Ave., SJ	Sample Matrix:	Ambient Air
Project Number:		Certified Clean WO # :	
Date/Time Sampled:	11/11/19 / 16:07	Received PSI :	12.5
Canister/Tube ID:	15570	Corrected PSI :	
Collection Volume (L):			
SDG:			

Prep Method: TO-15SIM-P	Prep Batch Date/Time: 11/14/19 7:00:00PM
Prep Batch ID: 1118290	Prep Analyst: BALI

Parameters:	Analysis Method	DF	MDL ug/m3	PQL ug/m3	Results ug/m3	Results ppbv	Q	Analyzed	Time	By	Analytical Batch
Dichlorodifluoromethane	TO15SIM	1.00	0.0178	0.0495	2.00	0.40		11/15/19	1:34	BA	443946
Vinyl Chloride	TO15SIM	1.00	0.00366	0.00768	0.0179	0.01		11/15/19	1:34	BA	443946
1,3-Butadiene	TO15SIM	1.00	0.0220	0.0442	0.298	0.13		11/15/19	1:34	BA	443946
Bromomethane	TO15SIM	1.00	0.00815	0.0194	0.182	0.05		11/15/19	1:34	BA	443946
Chloroethane	TO15SIM	1.00	0.00209	0.0132	0.0185	0.01		11/15/19	1:34	BA	443946
Trichlorofluoromethane	TO15SIM	1.00	0.0122	0.0281	1.64	0.29		11/15/19	1:34	BA	443946
1,1-Dichloroethene	TO15SIM	1.00	0.00671	0.0199	0.0357	0.01		11/15/19	1:34	BA	443946
Methylene Chloride	TO15SIM	1.00	0.0145	0.0347	0.597	0.17		11/15/19	1:34	BA	443946
Freon 113	TO15SIM	1.00	0.0129	0.0383	0.636	0.08		11/15/19	1:34	BA	443946
Carbon disulfide	TO15SIM	1.00	0.00283	0.0156	0.193	0.06		11/15/19	1:34	BA	443946
trans-1,2-Dichloroethene	TO15SIM	1.00	0.00372	0.0198	0.0634	0.02		11/15/19	1:34	BA	443946
MTBE	TO15SIM	1.00	0.00621	0.0181	0.0433	0.01		11/15/19	1:34	BA	443946
1,1-Dichloroethane	TO15SIM	1.00	0.00498	0.0203	ND	ND		11/15/19	1:34	BA	443946
Vinyl Acetate	TO15SIM	1.00	0.00503	0.0176	ND	ND		11/15/19	1:34	BA	443946
Diisopropyl ether (DIPE)	TO15SIM	1.00	0.00439	0.0209	0.0627	0.02		11/15/19	1:34	BA	443946
cis-1,2-Dichloroethene	TO15SIM	1.00	0.00404	0.0198	ND	ND		11/15/19	1:34	BA	443946
Chloroform	TO15SIM	1.00	0.00810	0.0244	0.493	0.10		11/15/19	1:34	BA	443946
ETBE	TO15SIM	1.00	0.00477	0.0209	0.0752	0.02		11/15/19	1:34	BA	443946
Tetrahydrofuran	TO15SIM	1.00	0.0286	0.0590	1.09	0.37		11/15/19	1:34	BA	443946
1,2-Dichloroethane (EDC)	TO15SIM	1.00	0.00498	0.0203	0.0770	0.02		11/15/19	1:34	BA	443946
1,1,1-Trichloroethane	TO15SIM	1.00	0.00819	0.0273	0.0710	0.01		11/15/19	1:34	BA	443946
Carbon Tetrachloride	TO15SIM	1.00	0.00849	0.0315	0.629	0.10		11/15/19	1:34	BA	443946
Benzene	TO15SIM	1.00	0.0335	0.0638	1.24	0.39		11/15/19	1:34	BA	443946
TAME	TO15SIM	1.00	0.00247	0.0209	0.0460	0.01		11/15/19	1:34	BA	443946
1,2-Dichloropropane	TO15SIM	1.00	0.00471	0.0231	0.0462	0.01		11/15/19	1:34	BA	443946
Trichloroethylene	TO15SIM	1.00	0.0112	0.0269	0.150	0.03		11/15/19	1:34	BA	443946
Bromodichloromethane	TO15SIM	1.00	0.00556	0.0335	0.147	0.02		11/15/19	1:34	BA	443946
1,4-Dioxane	TO15SIM	1.00	0.0107	0.0180	0.0936	0.03		11/15/19	1:34	BA	443946
cis-1,3-Dichloropropene	TO15SIM	1.00	0.00359	0.0227	ND	ND		11/15/19	1:34	BA	443946
4-Methyl-2-Pentanone (MIBK)	TO15SIM	1.00	0.00644	0.0205	0.562	0.14		11/15/19	1:34	BA	443946
trans-1,3-Dichloropropene	TO15SIM	1.00	0.00400	0.0227	0.114	0.03		11/15/19	1:34	BA	443946
1,1,2-Trichloroethane	TO15SIM	1.00	0.00322	0.0273	0.404	0.07		11/15/19	1:34	BA	443946
Dibromochloromethane	TO15SIM	1.00	0.0214	0.0426	0.0596	0.01		11/15/19	1:34	BA	443946



SAMPLE RESULTS

Report prepared for: Nicholas Brettner
Cornerstone Earth Group

Date/Time Received: 11/11/19, 6:05 pm
Date Reported: 11/15/19

Client Sample ID:	IA-1	Lab Sample ID:	1911102-001A
Project Name/Location:	570 Meridian Ave., SJ	Sample Matrix:	Ambient Air
Project Number:		Certified Clean WO # :	
Date/Time Sampled:	11/11/19 / 16:07	Received PSI :	12.5
Canister/Tube ID:	15570	Corrected PSI :	
Collection Volume (L):			
SDG:			

Prep Method: TO-15SIM-P	Prep Batch Date/Time: 11/14/19 7:00:00PM
Prep Batch ID: 1118290	Prep Analyst: BALI

Parameters:	Analysis Method	DF	MDL ug/m3	PQL ug/m3	Results ug/m3	Results ppbv	Q	Analyzed	Time	By	Analytical Batch
1,2-Dibromoethane (EDB)	TO15SIM	1.00	0.00415	0.0384	ND	ND		11/15/19	1:34	BA	443946
Tetrachloroethylene	TO15SIM	1.00	0.0257	0.0678	0.631	0.09		11/15/19	1:34	BA	443946
1,1,1,2-Tetrachloroethane	TO15SIM	1.00	0.00893	0.0344	ND	ND		11/15/19	1:34	BA	443946
Chlorobenzene	TO15SIM	1.00	0.00230	0.00460	ND	ND		11/15/19	1:34	BA	443946
Ethyl Benzene	TO15SIM	1.00	0.00234	0.0217	1.42	0.33		11/15/19	1:34	BA	443946
m,p-Xylene	TO15SIM	1.00	0.00265	0.0434	4.75	1.09		11/15/19	1:34	BA	443946
Bromoform	TO15SIM	1.00	0.0341	0.103	ND	ND		11/15/19	1:34	BA	443946
Styrene	TO15SIM	1.00	0.00311	0.0213	1.83	0.43		11/15/19	1:34	BA	443946
1,1,2,2-tetrachloroethane	TO15SIM	1.00	0.00234	0.0687	ND	ND		11/15/19	1:34	BA	443946
o-Xylene	TO15SIM	1.00	0.00221	0.0217	1.49	0.34		11/15/19	1:34	BA	443946
4-Ethyl toluene	TO15SIM	1.00	0.00344	0.0246	1.28	0.26		11/15/19	1:34	BA	443946
1,3,5-Trimethylbenzene	TO15SIM	1.00	0.00354	0.0246	0.241	0.05		11/15/19	1:34	BA	443946
1,2,4-Trimethylbenzene	TO15SIM	1.00	0.00335	0.0246	0.959	0.19		11/15/19	1:34	BA	443946
1,3-Dichlorobenzene	TO15SIM	1.00	0.00565	0.0301	ND	ND		11/15/19	1:34	BA	443946
1,4-Dichlorobenzene	TO15SIM	1.00	0.00517	0.0301	0.192	0.03		11/15/19	1:34	BA	443946
1,2-Dichlorobenzene	TO15SIM	1.00	0.00565	0.0301	ND	ND		11/15/19	1:34	BA	443946
1,2,4-Trichlorobenzene	TO15SIM	1.00	0.0665	0.0371	0.0445	0.01		11/15/19	1:34	BA	443946
Naphthalene	TO15SIM	1.00	0.00472	0.0262	0.451	0.09		11/15/19	1:34	BA	443946
Hexachlorobutadiene	TO15SIM	1.00	0.106	0.213	ND	ND		11/15/19	1:34	BA	443946

Prep Method: TO-15SIM-P	Prep Batch Date/Time: 11/14/19 7:00:00PM
Prep Batch ID: 1118290	Prep Analyst: BALI

Parameters:	Analysis Method	DF	MDL ug/m3	PQL ug/m3	Results ug/m3	Results ppbv	Q	Analyzed	Time	By	Analytical Batch
Chloromethane	TO15SIM	10.00	0.0865	0.207	4.49	2.17		11/15/19	4:26	BA	443946
2-Propanol (Isopropyl Alcohol)	TO15SIM	10.00	0.155	1.23	5.81	2.36		11/15/19	4:26	BA	443946
Acetone	TO15SIM	10.00	0.257	0.476	55.4	23.28		11/15/19	4:26	BA	443946
tert-Butanol	TO15SIM	10.00	0.115	0.303	2.36	0.78		11/15/19	4:26	BA	443946
Hexane	TO15SIM	10.00	0.0451	0.176	3.63	1.03		11/15/19	4:26	BA	443946
2-Butanone (MEK)	TO15SIM	10.00	0.0271	0.148	2.80	0.95		11/15/19	4:26	BA	443946
Ethyl Acetate	TO15SIM	10.00	0.0331	0.180	2.09	0.58		11/15/19	4:26	BA	443946



SAMPLE RESULTS

Report prepared for: Nicholas Brettner
Cornerstone Earth Group

Date/Time Received: 11/11/19, 6:05 pm
Date Reported: 11/15/19

Client Sample ID:	IA-1	Lab Sample ID:	1911102-001A
Project Name/Location:	570 Meridian Ave., SJ	Sample Matrix:	Ambient Air
Project Number:		Certified Clean WO # :	
Date/Time Sampled:	11/11/19 / 16:07	Received PSI :	12.5
Canister/Tube ID:	15570	Corrected PSI :	
Collection Volume (L):			
SDG:			

Prep Method: TO-15SIM-P	Prep Batch Date/Time: 11/14/19 7:00:00PM
Prep Batch ID: 1118290	Prep Analyst: BALI

Parameters:	Analysis Method	DF	MDL ug/m3	PQL ug/m3	Results ug/m3	Results ppbv	Q	Analyzed	Time	By	Analytical Batch
Toluene	TO15SIM	10.00	0.0415	0.189	3.17	0.84		11/15/19	4:26	BA	443946
2-Hexanone	TO15SIM	10.00	0.0890	0.205	70.9	17.29		11/15/19	4:26	BA	443946



SAMPLE RESULTS

Report prepared for: Nicholas Brettner
Cornerstone Earth Group

Date/Time Received: 11/11/19, 6:05 pm
Date Reported: 11/15/19

Client Sample ID:	IA-2	Lab Sample ID:	1911102-002A
Project Name/Location:	570 Meridian Ave., SJ	Sample Matrix:	Ambient Air
Project Number:		Certified Clean WO # :	
Date/Time Sampled:	11/11/19 / 17:11	Received PSI :	13.1
Canister/Tube ID:	15573	Corrected PSI :	
Collection Volume (L):			
SDG:			

Prep Method: TO-15SIM-P	Prep Batch Date/Time: 11/14/19 7:00:00PM
Prep Batch ID: 1118290	Prep Analyst: BALI

Parameters:	Analysis Method	DF	MDL ug/m3	PQL ug/m3	Results ug/m3	Results ppbv	Q	Analyzed	Time	By	Analytical Batch
Dichlorodifluoromethane	TO15SIM	1.00	0.0178	0.0495	1.98	0.40		11/15/19	2:11	BA	443946
Vinyl Chloride	TO15SIM	1.00	0.00366	0.00768	0.0128	0.01		11/15/19	2:11	BA	443946
1,3-Butadiene	TO15SIM	1.00	0.0220	0.0442	0.340	0.15		11/15/19	2:11	BA	443946
Bromomethane	TO15SIM	1.00	0.00815	0.0194	0.178	0.05		11/15/19	2:11	BA	443946
Chloroethane	TO15SIM	1.00	0.00209	0.0132	0.0290	0.01		11/15/19	2:11	BA	443946
Trichlorofluoromethane	TO15SIM	1.00	0.0122	0.0281	1.57	0.28		11/15/19	2:11	BA	443946
1,1-Dichloroethene	TO15SIM	1.00	0.00671	0.0199	0.111	0.03		11/15/19	2:11	BA	443946
Methylene Chloride	TO15SIM	1.00	0.0145	0.0347	0.600	0.17		11/15/19	2:11	BA	443946
Freon 113	TO15SIM	1.00	0.0129	0.0383	0.620	0.08		11/15/19	2:11	BA	443946
Carbon disulfide	TO15SIM	1.00	0.00283	0.0156	0.317	0.10		11/15/19	2:11	BA	443946
trans-1,2-Dichloroethene	TO15SIM	1.00	0.00372	0.0198	0.0594	0.02		11/15/19	2:11	BA	443946
MTBE	TO15SIM	1.00	0.00621	0.0181	0.0361	0.01		11/15/19	2:11	BA	443946
1,1-Dichloroethane	TO15SIM	1.00	0.00498	0.0203	ND	ND		11/15/19	2:11	BA	443946
Vinyl Acetate	TO15SIM	1.00	0.00503	0.0176	ND	ND		11/15/19	2:11	BA	443946
Hexane	TO15SIM	1.00	0.00451	0.0176	1.95	0.55		11/15/19	2:11	BA	443946
Diisopropyl ether (DIPE)	TO15SIM	1.00	0.00439	0.0209	0.0293	0.01		11/15/19	2:11	BA	443946
cis-1,2-Dichloroethene	TO15SIM	1.00	0.00404	0.0198	ND	ND		11/15/19	2:11	BA	443946
Ethyl Acetate	TO15SIM	1.00	0.00331	0.0180	1.77	0.49		11/15/19	2:11	BA	443946
Chloroform	TO15SIM	1.00	0.00810	0.0244	0.434	0.09		11/15/19	2:11	BA	443946
ETBE	TO15SIM	1.00	0.00477	0.0209	0.0251	0.01		11/15/19	2:11	BA	443946
Tetrahydrofuran	TO15SIM	1.00	0.0286	0.0590	1.08	0.37		11/15/19	2:11	BA	443946
1,2-Dichloroethane (EDC)	TO15SIM	1.00	0.00498	0.0203	0.0689	0.02		11/15/19	2:11	BA	443946
1,1,1-Trichloroethane	TO15SIM	1.00	0.00819	0.0273	0.0546	0.01		11/15/19	2:11	BA	443946
Carbon Tetrachloride	TO15SIM	1.00	0.00849	0.0315	0.610	0.10		11/15/19	2:11	BA	443946
Benzene	TO15SIM	1.00	0.0335	0.0638	1.26	0.39		11/15/19	2:11	BA	443946
TAME	TO15SIM	1.00	0.00247	0.0209	0.0209	0.01		11/15/19	2:11	BA	443946
1,2-Dichloropropane	TO15SIM	1.00	0.00471	0.0231	0.0323	0.01		11/15/19	2:11	BA	443946
Trichloroethylene	TO15SIM	1.00	0.0112	0.0269	0.0913	0.02		11/15/19	2:11	BA	443946
Bromodichloromethane	TO15SIM	1.00	0.00556	0.0335	0.147	0.02		11/15/19	2:11	BA	443946
1,4-Dioxane	TO15SIM	1.00	0.0107	0.0180	0.169	0.05		11/15/19	2:11	BA	443946
cis-1,3-Dichloropropene	TO15SIM	1.00	0.00359	0.0227	ND	ND		11/15/19	2:11	BA	443946
4-Methyl-2-Pentanone (MIBK)	TO15SIM	1.00	0.00644	0.0205	1.05	0.26		11/15/19	2:11	BA	443946
trans-1,3-Dichloropropene	TO15SIM	1.00	0.00400	0.0227	0.123	0.03		11/15/19	2:11	BA	443946



SAMPLE RESULTS

Report prepared for: Nicholas Brettner
Cornerstone Earth Group

Date/Time Received: 11/11/19, 6:05 pm
Date Reported: 11/15/19

Client Sample ID:	IA-2	Lab Sample ID:	1911102-002A
Project Name/Location:	570 Meridian Ave., SJ	Sample Matrix:	Ambient Air
Project Number:		Certified Clean WO # :	
Date/Time Sampled:	11/11/19 / 17:11	Received PSI :	13.1
Canister/Tube ID:	15573	Corrected PSI :	
Collection Volume (L):			
SDG:			

Prep Method: TO-15SIM-P	Prep Batch Date/Time: 11/14/19 7:00:00PM
Prep Batch ID: 1118290	Prep Analyst: BALI

Parameters:	Analysis Method	DF	MDL ug/m3	PQL ug/m3	Results ug/m3	Results ppbv	Q	Analyzed	Time	By	Analytical Batch
1,1,2-Trichloroethane	TO15SIM	1.00	0.00322	0.0273	0.612	0.11		11/15/19	2:11	BA	443946
Dibromochloromethane	TO15SIM	1.00	0.0214	0.0426	0.0426	0.01		11/15/19	2:11	BA	443946
1,2-Dibromoethane (EDB)	TO15SIM	1.00	0.00415	0.0384	ND	ND		11/15/19	2:11	BA	443946
Tetrachloroethylene	TO15SIM	1.00	0.0257	0.0678	0.542	0.08		11/15/19	2:11	BA	443946
1,1,1,2-Tetrachloroethane	TO15SIM	1.00	0.00893	0.0344	ND	ND		11/15/19	2:11	BA	443946
Chlorobenzene	TO15SIM	1.00	0.00230	0.00460	0.00460	0.00		11/15/19	2:11	BA	443946
Ethyl Benzene	TO15SIM	1.00	0.00234	0.0217	2.20	0.51		11/15/19	2:11	BA	443946
Bromoform	TO15SIM	1.00	0.0341	0.103	ND	ND		11/15/19	2:11	BA	443946
1,1,2,2-tetrachloroethane	TO15SIM	1.00	0.00234	0.0687	ND	ND		11/15/19	2:11	BA	443946
4-Ethyl toluene	TO15SIM	1.00	0.00344	0.0246	1.80	0.37		11/15/19	2:11	BA	443946
1,3,5-Trimethylbenzene	TO15SIM	1.00	0.00354	0.0246	0.325	0.07		11/15/19	2:11	BA	443946
1,2,4-Trimethylbenzene	TO15SIM	1.00	0.00335	0.0246	1.32	0.27		11/15/19	2:11	BA	443946
1,3-Dichlorobenzene	TO15SIM	1.00	0.00565	0.0301	ND	ND		11/15/19	2:11	BA	443946
1,4-Dichlorobenzene	TO15SIM	1.00	0.00517	0.0301	0.162	0.03		11/15/19	2:11	BA	443946
1,2-Dichlorobenzene	TO15SIM	1.00	0.00565	0.0301	ND	ND		11/15/19	2:11	BA	443946
1,2,4-Trichlorobenzene	TO15SIM	1.00	0.0665	0.0371	ND	ND		11/15/19	2:11	BA	443946
Naphthalene	TO15SIM	1.00	0.00472	0.0262	1.07	0.20		11/15/19	2:11	BA	443946
Hexachlorobutadiene	TO15SIM	1.00	0.106	0.213	ND	ND		11/15/19	2:11	BA	443946

Prep Method: TO-15SIM-P	Prep Batch Date/Time: 11/14/19 7:00:00PM
Prep Batch ID: 1118290	Prep Analyst: BALI

Parameters:	Analysis Method	DF	MDL ug/m3	PQL ug/m3	Results ug/m3	Results ppbv	Q	Analyzed	Time	By	Analytical Batch
Chloromethane	TO15SIM	10.00	0.0865	0.207	4.39	2.12		11/15/19	4:51	BA	443946
2-Propanol (Isopropyl Alcohol)	TO15SIM	10.00	0.155	1.23	10.7	4.35		11/15/19	4:51	BA	443946
Acetone	TO15SIM	10.00	0.257	0.476	75.3	31.64		11/15/19	4:51	BA	443946
tert-Butanol	TO15SIM	10.00	0.115	0.303	2.30	0.76		11/15/19	4:51	BA	443946
2-Butanone (MEK)	TO15SIM	10.00	0.0271	0.148	3.13	1.06		11/15/19	4:51	BA	443946
Toluene	TO15SIM	10.00	0.0415	0.189	3.36	0.89		11/15/19	4:51	BA	443946
2-Hexanone	TO15SIM	10.00	0.0890	0.205	154	37.56		11/15/19	4:51	BA	443946
m,p-Xylene	TO15SIM	10.00	0.0265	0.434	5.77	1.33		11/15/19	4:51	BA	443946



SAMPLE RESULTS

Report prepared for: Nicholas Brettner
Cornerstone Earth Group

Date/Time Received: 11/11/19, 6:05 pm
Date Reported: 11/15/19

Client Sample ID:	IA-2	Lab Sample ID:	1911102-002A
Project Name/Location:	570 Meridian Ave., SJ	Sample Matrix:	Ambient Air
Project Number:		Certified Clean WO # :	
Date/Time Sampled:	11/11/19 / 17:11	Received PSI :	13.1
Canister/Tube ID:	15573	Corrected PSI :	
Collection Volume (L):			
SDG:			

Prep Method: TO-15SIM-P

Prep Batch Date/Time: 11/14/19 7:00:00PM

Prep Batch ID: 1118290

Prep Analyst: BALI

Parameters:	Analysis Method	DF	MDL ug/m3	PQL ug/m3	Results ug/m3	Results ppbv	Q	Analyzed	Time	By	Analytical Batch
Styrene	TO15SIM	10.00	0.0311	0.213	2.04	0.48		11/15/19	4:51	BA	443946
o-Xylene	TO15SIM	10.00	0.0221	0.217	2.00	0.46		11/15/19	4:51	BA	443946



SAMPLE RESULTS

Report prepared for: Nicholas Brettner
Cornerstone Earth Group

Date/Time Received: 11/11/19, 6:05 pm
Date Reported: 11/15/19

Client Sample ID:	IA-3	Lab Sample ID:	1911102-003A
Project Name/Location:	570 Meridian Ave., SJ	Sample Matrix:	Ambient Air
Project Number:		Certified Clean WO # :	
Date/Time Sampled:	11/11/19 / 16:17	Received PSI :	12.3
Canister/Tube ID:	22071	Corrected PSI :	
Collection Volume (L):			
SDG:			

Prep Method: TO-15SIM-P	Prep Batch Date/Time: 11/14/19 7:00:00PM
Prep Batch ID: 1118290	Prep Analyst: BALI

Parameters:	Analysis Method	DF	MDL ug/m3	PQL ug/m3	Results ug/m3	Results ppbv	Q	Analyzed	Time	By	Analytical Batch
Dichlorodifluoromethane	TO15SIM	1.00	0.0178	0.0495	1.91	0.39		11/15/19	2:47	BA	443946
Vinyl Chloride	TO15SIM	1.00	0.00366	0.00768	0.0128	0.01		11/15/19	2:47	BA	443946
1,3-Butadiene	TO15SIM	1.00	0.0220	0.0442	0.272	0.12		11/15/19	2:47	BA	443946
Bromomethane	TO15SIM	1.00	0.00815	0.0194	0.190	0.05		11/15/19	2:47	BA	443946
Chloroethane	TO15SIM	1.00	0.00209	0.0132	0.0264	0.01		11/15/19	2:47	BA	443946
Trichlorofluoromethane	TO15SIM	1.00	0.0122	0.0281	1.59	0.28		11/15/19	2:47	BA	443946
1,1-Dichloroethene	TO15SIM	1.00	0.00671	0.0199	0.0556	0.01		11/15/19	2:47	BA	443946
Methylene Chloride	TO15SIM	1.00	0.0145	0.0347	0.593	0.17		11/15/19	2:47	BA	443946
Freon 113	TO15SIM	1.00	0.0129	0.0383	0.597	0.08		11/15/19	2:47	BA	443946
Carbon disulfide	TO15SIM	1.00	0.00283	0.0156	0.177	0.06		11/15/19	2:47	BA	443946
trans-1,2-Dichloroethene	TO15SIM	1.00	0.00372	0.0198	0.0634	0.02		11/15/19	2:47	BA	443946
MTBE	TO15SIM	1.00	0.00621	0.0181	0.0397	0.01		11/15/19	2:47	BA	443946
1,1-Dichloroethane	TO15SIM	1.00	0.00498	0.0203	0.0324	0.01		11/15/19	2:47	BA	443946
Vinyl Acetate	TO15SIM	1.00	0.00503	0.0176	ND	ND		11/15/19	2:47	BA	443946
Hexane	TO15SIM	1.00	0.00451	0.0176	1.96	0.56		11/15/19	2:47	BA	443946
Diisopropyl ether (DIPE)	TO15SIM	1.00	0.00439	0.0209	0.0460	0.01		11/15/19	2:47	BA	443946
cis-1,2-Dichloroethene	TO15SIM	1.00	0.00404	0.0198	ND	ND		11/15/19	2:47	BA	443946
Chloroform	TO15SIM	1.00	0.00810	0.0244	0.654	0.13		11/15/19	2:47	BA	443946
ETBE	TO15SIM	1.00	0.00477	0.0209	0.259	0.06		11/15/19	2:47	BA	443946
Tetrahydrofuran	TO15SIM	1.00	0.0286	0.0590	1.01	0.34		11/15/19	2:47	BA	443946
1,2-Dichloroethane (EDC)	TO15SIM	1.00	0.00498	0.0203	0.0851	0.02		11/15/19	2:47	BA	443946
1,1,1-Trichloroethane	TO15SIM	1.00	0.00819	0.0273	0.104	0.02		11/15/19	2:47	BA	443946
Carbon Tetrachloride	TO15SIM	1.00	0.00849	0.0315	0.723	0.11		11/15/19	2:47	BA	443946
Benzene	TO15SIM	1.00	0.0335	0.0638	1.12	0.35		11/15/19	2:47	BA	443946
TAME	TO15SIM	1.00	0.00247	0.0209	0.0334	0.01		11/15/19	2:47	BA	443946
1,2-Dichloropropane	TO15SIM	1.00	0.00471	0.0231	0.0370	0.01		11/15/19	2:47	BA	443946
Trichloroethylene	TO15SIM	1.00	0.0112	0.0269	0.118	0.02		11/15/19	2:47	BA	443946
Bromodichloromethane	TO15SIM	1.00	0.00556	0.0335	0.261	0.04		11/15/19	2:47	BA	443946
1,4-Dioxane	TO15SIM	1.00	0.0107	0.0180	0.209	0.06		11/15/19	2:47	BA	443946
cis-1,3-Dichloropropene	TO15SIM	1.00	0.00359	0.0227	ND	ND		11/15/19	2:47	BA	443946
4-Methyl-2-Pentanone (MIBK)	TO15SIM	1.00	0.00644	0.0205	0.648	0.16		11/15/19	2:47	BA	443946
trans-1,3-Dichloropropene	TO15SIM	1.00	0.00400	0.0227	0.123	0.03		11/15/19	2:47	BA	443946
1,1,2-Trichloroethane	TO15SIM	1.00	0.00322	0.0273	0.442	0.08		11/15/19	2:47	BA	443946



SAMPLE RESULTS

Report prepared for: Nicholas Brettner
Cornerstone Earth Group

Date/Time Received: 11/11/19, 6:05 pm
Date Reported: 11/15/19

Client Sample ID:	IA-3	Lab Sample ID:	1911102-003A
Project Name/Location:	570 Meridian Ave., SJ	Sample Matrix:	Ambient Air
Project Number:		Certified Clean WO # :	
Date/Time Sampled:	11/11/19 / 16:17	Received PSI :	12.3
Canister/Tube ID:	22071	Corrected PSI :	
Collection Volume (L):			
SDG:			

Prep Method: TO-15SIM-P	Prep Batch Date/Time: 11/14/19 7:00:00PM
Prep Batch ID: 1118290	Prep Analyst: BALI

Parameters:	Analysis Method	DF	MDL ug/m3	PQL ug/m3	Results ug/m3	Results ppbv	Q	Analyzed	Time	By	Analytical Batch
Dibromochloromethane	TO15SIM	1.00	0.0214	0.0426	0.247	0.03		11/15/19	2:47	BA	443946
1,2-Dibromoethane (EDB)	TO15SIM	1.00	0.00415	0.0384	ND	ND		11/15/19	2:47	BA	443946
Tetrachloroethylene	TO15SIM	1.00	0.0257	0.0678	0.678	0.10		11/15/19	2:47	BA	443946
1,1,1,2-Tetrachloroethane	TO15SIM	1.00	0.00893	0.0344	ND	ND		11/15/19	2:47	BA	443946
Chlorobenzene	TO15SIM	1.00	0.00230	0.00460	ND	ND		11/15/19	2:47	BA	443946
Ethyl Benzene	TO15SIM	1.00	0.00234	0.0217	1.67	0.38		11/15/19	2:47	BA	443946
Bromoform	TO15SIM	1.00	0.0341	0.103	0.238	0.02		11/15/19	2:47	BA	443946
Styrene	TO15SIM	1.00	0.00311	0.0213	1.67	0.39		11/15/19	2:47	BA	443946
1,1,2,2-tetrachloroethane	TO15SIM	1.00	0.00234	0.0687	0.467	0.07		11/15/19	2:47	BA	443946
o-Xylene	TO15SIM	1.00	0.00221	0.0217	2.06	0.47		11/15/19	2:47	BA	443946
4-Ethyl toluene	TO15SIM	1.00	0.00344	0.0246	1.31	0.27		11/15/19	2:47	BA	443946
1,3,5-Trimethylbenzene	TO15SIM	1.00	0.00354	0.0246	0.256	0.05		11/15/19	2:47	BA	443946
1,2,4-Trimethylbenzene	TO15SIM	1.00	0.00335	0.0246	1.01	0.21		11/15/19	2:47	BA	443946
1,3-Dichlorobenzene	TO15SIM	1.00	0.00565	0.0301	ND	ND		11/15/19	2:47	BA	443946
1,4-Dichlorobenzene	TO15SIM	1.00	0.00517	0.0301	0.156	0.03		11/15/19	2:47	BA	443946
1,2-Dichlorobenzene	TO15SIM	1.00	0.00565	0.0301	ND	ND		11/15/19	2:47	BA	443946
1,2,4-Trichlorobenzene	TO15SIM	1.00	0.0665	0.0371	ND	ND		11/15/19	2:47	BA	443946
Naphthalene	TO15SIM	1.00	0.00472	0.0262	0.388	0.07		11/15/19	2:47	BA	443946
Hexachlorobutadiene	TO15SIM	1.00	0.106	0.213	ND	ND		11/15/19	2:47	BA	443946

Prep Method: TO-15SIM-P	Prep Batch Date/Time: 11/14/19 7:00:00PM
Prep Batch ID: 1118290	Prep Analyst: BALI

Parameters:	Analysis Method	DF	MDL ug/m3	PQL ug/m3	Results ug/m3	Results ppbv	Q	Analyzed	Time	By	Analytical Batch
Chloromethane	TO15SIM	10.00	0.0865	0.207	3.50	1.69		11/15/19	5:15	BA	443946
2-Propanol (Isopropyl Alcohol)	TO15SIM	10.00	0.155	1.23	6.35	2.58		11/15/19	5:15	BA	443946
Acetone	TO15SIM	10.00	0.257	0.476	76.9	32.31		11/15/19	5:15	BA	443946
tert-Butanol	TO15SIM	10.00	0.115	0.303	2.30	0.76		11/15/19	5:15	BA	443946
2-Butanone (MEK)	TO15SIM	10.00	0.0271	0.148	2.80	0.95		11/15/19	5:15	BA	443946
Ethyl Acetate	TO15SIM	10.00	0.0331	0.180	2.45	0.68		11/15/19	5:15	BA	443946
Toluene	TO15SIM	10.00	0.0415	0.189	2.71	0.72		11/15/19	5:15	BA	443946



SAMPLE RESULTS

Report prepared for: Nicholas Brettner
Cornerstone Earth Group

Date/Time Received: 11/11/19, 6:05 pm
Date Reported: 11/15/19

Client Sample ID:	IA-3	Lab Sample ID:	1911102-003A
Project Name/Location:	570 Meridian Ave., SJ	Sample Matrix:	Ambient Air
Project Number:		Certified Clean WO # :	
Date/Time Sampled:	11/11/19 / 16:17	Received PSI :	12.3
Canister/Tube ID:	22071	Corrected PSI :	
Collection Volume (L):			
SDG:			

Prep Method: TO-15SIM-P

Prep Batch Date/Time: 11/14/19 7:00:00PM

Prep Batch ID: 1118290

Prep Analyst: BALI

Parameters:	Analysis Method	DF	MDL ug/m3	PQL ug/m3	Results ug/m3	Results ppbv	Q	Analyzed	Time	By	Analytical Batch
2-Hexanone	TO15SIM	10.00	0.0890	0.205	138	33.66		11/15/19	5:15	BA	443946
m,p-Xylene	TO15SIM	10.00	0.0265	0.434	4.69	1.08		11/15/19	5:15	BA	443946



SAMPLE RESULTS

Report prepared for: Nicholas Brettner
Cornerstone Earth Group

Date/Time Received: 11/11/19, 6:05 pm
Date Reported: 11/15/19

Client Sample ID:	IA-4	Lab Sample ID:	1911102-004A
Project Name/Location:	570 Meridian Ave., SJ	Sample Matrix:	Ambient Air
Project Number:		Certified Clean WO # :	
Date/Time Sampled:	11/11/19 / 16:16	Received PSI :	12.9
Canister/Tube ID:	23163	Corrected PSI :	
Collection Volume (L):			
SDG:			

Prep Method: TO-15SIM-P	Prep Batch Date/Time: 11/14/19 7:00:00PM
Prep Batch ID: 1118290	Prep Analyst: BALI

Parameters:	Analysis Method	DF	MDL ug/m3	PQL ug/m3	Results ug/m3	Results ppbv	Q	Analyzed	Time	By	Analytical Batch
Dichlorodifluoromethane	TO15SIM	1.00	0.0178	0.0495	2.20	0.44		11/15/19	8:50	BA	443946
Vinyl Chloride	TO15SIM	1.00	0.00366	0.00768	0.0102	0.00		11/15/19	8:50	BA	443946
1,3-Butadiene	TO15SIM	1.00	0.0220	0.0442	0.314	0.14		11/15/19	8:50	BA	443946
Bromomethane	TO15SIM	1.00	0.00815	0.0194	0.175	0.05		11/15/19	8:50	BA	443946
Chloroethane	TO15SIM	1.00	0.00209	0.0132	0.0211	0.01		11/15/19	8:50	BA	443946
Trichlorofluoromethane	TO15SIM	1.00	0.0122	0.0281	1.66	0.30		11/15/19	8:50	BA	443946
1,1-Dichloroethene	TO15SIM	1.00	0.00671	0.0199	0.0397	0.01		11/15/19	8:50	BA	443946
Methylene Chloride	TO15SIM	1.00	0.0145	0.0347	0.607	0.17		11/15/19	8:50	BA	443946
Freon 113	TO15SIM	1.00	0.0129	0.0383	0.620	0.08		11/15/19	8:50	BA	443946
Carbon disulfide	TO15SIM	1.00	0.00283	0.0156	0.255	0.08		11/15/19	8:50	BA	443946
trans-1,2-Dichloroethene	TO15SIM	1.00	0.00372	0.0198	0.0554	0.01		11/15/19	8:50	BA	443946
MTBE	TO15SIM	1.00	0.00621	0.0181	0.0325	0.01		11/15/19	8:50	BA	443946
1,1-Dichloroethane	TO15SIM	1.00	0.00498	0.0203	0.0284	0.01		11/15/19	8:50	BA	443946
Vinyl Acetate	TO15SIM	1.00	0.00503	0.0176	ND	ND		11/15/19	8:50	BA	443946
Diisopropyl ether (DIPE)	TO15SIM	1.00	0.00439	0.0209	0.0376	0.01		11/15/19	8:50	BA	443946
cis-1,2-Dichloroethene	TO15SIM	1.00	0.00404	0.0198	ND	ND		11/15/19	8:50	BA	443946
Chloroform	TO15SIM	1.00	0.00810	0.0244	0.449	0.09		11/15/19	8:50	BA	443946
ETBE	TO15SIM	1.00	0.00477	0.0209	0.213	0.05		11/15/19	8:50	BA	443946
Tetrahydrofuran	TO15SIM	1.00	0.0286	0.0590	0.988	0.33		11/15/19	8:50	BA	443946
1,2-Dichloroethane (EDC)	TO15SIM	1.00	0.00498	0.0203	0.0689	0.02		11/15/19	8:50	BA	443946
1,1,1-Trichloroethane	TO15SIM	1.00	0.00819	0.0273	0.0546	0.01		11/15/19	8:50	BA	443946
Carbon Tetrachloride	TO15SIM	1.00	0.00849	0.0315	0.560	0.09		11/15/19	8:50	BA	443946
Benzene	TO15SIM	1.00	0.0335	0.0638	1.23	0.39		11/15/19	8:50	BA	443946
TAME	TO15SIM	1.00	0.00247	0.0209	0.0293	0.01		11/15/19	8:50	BA	443946
1,2-Dichloropropane	TO15SIM	1.00	0.00471	0.0231	0.0370	0.01		11/15/19	8:50	BA	443946
Trichloroethylene	TO15SIM	1.00	0.0112	0.0269	0.102	0.02		11/15/19	8:50	BA	443946
Bromodichloromethane	TO15SIM	1.00	0.00556	0.0335	0.127	0.02		11/15/19	8:50	BA	443946
1,4-Dioxane	TO15SIM	1.00	0.0107	0.0180	0.137	0.04		11/15/19	8:50	BA	443946
cis-1,3-Dichloropropene	TO15SIM	1.00	0.00359	0.0227	ND	ND		11/15/19	8:50	BA	443946
4-Methyl-2-Pentanone (MIBK)	TO15SIM	1.00	0.00644	0.0205	0.611	0.15		11/15/19	8:50	BA	443946
trans-1,3-Dichloropropene	TO15SIM	1.00	0.00400	0.0227	0.0772	0.02		11/15/19	8:50	BA	443946
1,1,2-Trichloroethane	TO15SIM	1.00	0.00322	0.0273	0.388	0.07		11/15/19	8:50	BA	443946
Dibromochloromethane	TO15SIM	1.00	0.0214	0.0426	0.0426	0.01		11/15/19	8:50	BA	443946



SAMPLE RESULTS

Report prepared for: Nicholas Brettner
Cornerstone Earth Group

Date/Time Received: 11/11/19, 6:05 pm
Date Reported: 11/15/19

Client Sample ID:	IA-4	Lab Sample ID:	1911102-004A
Project Name/Location:	570 Meridian Ave., SJ	Sample Matrix:	Ambient Air
Project Number:			
Date/Time Sampled:	11/11/19 / 16:16	Certified Clean WO # :	
Canister/Tube ID:	23163	Received PSI :	12.9
Collection Volume (L):		Corrected PSI :	
SDG:			

Prep Method:	TO-15SIM-P	Prep Batch Date/Time:	11/14/19 7:00:00PM
Prep Batch ID:	1118290	Prep Analyst:	BALI

Parameters:	Analysis Method	DF	MDL ug/m3	PQL ug/m3	Results ug/m3	Results ppbv	Q	Analyzed	Time	By	Analytical Batch
1,2-Dibromoethane (EDB)	TO15SIM	1.00	0.00415	0.0384	ND	ND		11/15/19	8:50	BA	443946
Tetrachloroethylene	TO15SIM	1.00	0.0257	0.0678	0.441	0.07		11/15/19	8:50	BA	443946
1,1,1,2-Tetrachloroethane	TO15SIM	1.00	0.00893	0.0344	ND	ND		11/15/19	8:50	BA	443946
Chlorobenzene	TO15SIM	1.00	0.00230	0.00460	ND	ND		11/15/19	8:50	BA	443946
Ethyl Benzene	TO15SIM	1.00	0.00234	0.0217	1.34	0.31		11/15/19	8:50	BA	443946
m,p-Xylene	TO15SIM	1.00	0.00265	0.0434	4.50	1.04		11/15/19	8:50	BA	443946
Bromoform	TO15SIM	1.00	0.0341	0.103	ND	ND		11/15/19	8:50	BA	443946
Styrene	TO15SIM	1.00	0.00311	0.0213	2.20	0.52		11/15/19	8:50	BA	443946
1,1,2,2-tetrachloroethane	TO15SIM	1.00	0.00234	0.0687	ND	ND		11/15/19	8:50	BA	443946
o-Xylene	TO15SIM	1.00	0.00221	0.0217	1.40	0.32		11/15/19	8:50	BA	443946
4-Ethyl toluene	TO15SIM	1.00	0.00344	0.0246	1.14	0.23		11/15/19	8:50	BA	443946
1,3,5-Trimethylbenzene	TO15SIM	1.00	0.00354	0.0246	0.231	0.05		11/15/19	8:50	BA	443946
1,2,4-Trimethylbenzene	TO15SIM	1.00	0.00335	0.0246	0.846	0.17		11/15/19	8:50	BA	443946
1,3-Dichlorobenzene	TO15SIM	1.00	0.00565	0.0301	ND	ND		11/15/19	8:50	BA	443946
1,4-Dichlorobenzene	TO15SIM	1.00	0.00517	0.0301	0.174	0.03		11/15/19	8:50	BA	443946
1,2-Dichlorobenzene	TO15SIM	1.00	0.00565	0.0301	ND	ND		11/15/19	8:50	BA	443946
1,2,4-Trichlorobenzene	TO15SIM	1.00	0.0665	0.0371	ND	ND		11/15/19	8:50	BA	443946
Naphthalene	TO15SIM	1.00	0.00472	0.0262	0.393	0.08		11/15/19	8:50	BA	443946
Hexachlorobutadiene	TO15SIM	1.00	0.106	0.213	ND	ND		11/15/19	8:50	BA	443946

Prep Method:	TO-15SIM-P	Prep Batch Date/Time:	11/14/19 7:00:00PM
Prep Batch ID:	1118290	Prep Analyst:	BALI

Parameters:	Analysis Method	DF	MDL ug/m3	PQL ug/m3	Results ug/m3	Results ppbv	Q	Analyzed	Time	By	Analytical Batch
Chloromethane	TO15SIM	10.00	0.0865	0.207	3.83	1.85		11/15/19	9:15	BA	443946
2-Propanol (Isopropyl Alcohol)	TO15SIM	10.00	0.155	1.23	6.30	2.56		11/15/19	9:15	BA	443946
Acetone	TO15SIM	10.00	0.257	0.476	53.5	22.48		11/15/19	9:15	BA	443946
tert-Butanol	TO15SIM	10.00	0.115	0.303	2.39	0.79		11/15/19	9:15	BA	443946
Hexane	TO15SIM	10.00	0.0451	0.176	2.92	0.83		11/15/19	9:15	BA	443946
2-Butanone (MEK)	TO15SIM	10.00	0.0271	0.148	2.60	0.88		11/15/19	9:15	BA	443946
Ethyl Acetate	TO15SIM	10.00	0.0331	0.180	2.41	0.67		11/15/19	9:15	BA	443946



SAMPLE RESULTS

Report prepared for: Nicholas Brettner
Cornerstone Earth Group

Date/Time Received: 11/11/19, 6:05 pm
Date Reported: 11/15/19

Client Sample ID:	IA-4	Lab Sample ID:	1911102-004A
Project Name/Location:	570 Meridian Ave., SJ	Sample Matrix:	Ambient Air
Project Number:		Certified Clean WO # :	
Date/Time Sampled:	11/11/19 / 16:16	Received PSI :	12.9
Canister/Tube ID:	23163	Corrected PSI :	
Collection Volume (L):			
SDG:			

Prep Method: TO-15SIM-P

Prep Batch Date/Time: 11/14/19 7:00:00PM

Prep Batch ID: 1118290

Prep Analyst: BALI

Parameters:	Analysis Method	DF	MDL ug/m3	PQL ug/m3	Results ug/m3	Results ppbv	Q	Analyzed	Time	By	Analytical Batch
Toluene	TO15SIM	10.00	0.0415	0.189	3.20	0.85		11/15/19	9:15	BA	443946
2-Hexanone	TO15SIM	10.00	0.0890	0.205	68.5	16.71		11/15/19	9:15	BA	443946



SAMPLE RESULTS

Report prepared for: Nicholas Brettner
Cornerstone Earth Group

Date/Time Received: 11/11/19, 6:05 pm
Date Reported: 11/15/19

Client Sample ID:	IA-5	Lab Sample ID:	1911102-005A
Project Name/Location:	570 Meridian Ave., SJ	Sample Matrix:	Ambient Air
Project Number:		Certified Clean WO # :	
Date/Time Sampled:	11/11/19 / 17:24	Received PSI :	9.1
Canister/Tube ID:	15921	Corrected PSI :	
Collection Volume (L):			
SDG:			

Prep Method: TO-15SIM-P	Prep Batch Date/Time: 11/14/19 7:00:00PM
Prep Batch ID: 1118290	Prep Analyst: BALI

Parameters:	Analysis Method	DF	MDL ug/m3	PQL ug/m3	Results ug/m3	Results ppbv	Q	Analyzed	Time	By	Analytical Batch
Dichlorodifluoromethane	TO15SIM	1.00	0.0178	0.0495	1.69	0.34		11/15/19	3:24	BA	443946
Vinyl Chloride	TO15SIM	1.00	0.00366	0.00768	0.0102	0.00		11/15/19	3:24	BA	443946
1,3-Butadiene	TO15SIM	1.00	0.0220	0.0442	0.292	0.13		11/15/19	3:24	BA	443946
Bromomethane	TO15SIM	1.00	0.00815	0.0194	0.182	0.05		11/15/19	3:24	BA	443946
Chloroethane	TO15SIM	1.00	0.00209	0.0132	0.0211	0.01		11/15/19	3:24	BA	443946
Trichlorofluoromethane	TO15SIM	1.00	0.0122	0.0281	1.53	0.27		11/15/19	3:24	BA	443946
1,1-Dichloroethene	TO15SIM	1.00	0.00671	0.0199	0.0318	0.01		11/15/19	3:24	BA	443946
Methylene Chloride	TO15SIM	1.00	0.0145	0.0347	0.604	0.17		11/15/19	3:24	BA	443946
Freon 113	TO15SIM	1.00	0.0129	0.0383	0.613	0.08		11/15/19	3:24	BA	443946
Carbon disulfide	TO15SIM	1.00	0.00283	0.0156	0.252	0.08		11/15/19	3:24	BA	443946
trans-1,2-Dichloroethene	TO15SIM	1.00	0.00372	0.0198	0.0634	0.02		11/15/19	3:24	BA	443946
MTBE	TO15SIM	1.00	0.00621	0.0181	0.0505	0.01		11/15/19	3:24	BA	443946
1,1-Dichloroethane	TO15SIM	1.00	0.00498	0.0203	0.0324	0.01		11/15/19	3:24	BA	443946
Vinyl Acetate	TO15SIM	1.00	0.00503	0.0176	ND	ND		11/15/19	3:24	BA	443946
Diisopropyl ether (DIPE)	TO15SIM	1.00	0.00439	0.0209	0.0752	0.02		11/15/19	3:24	BA	443946
cis-1,2-Dichloroethene	TO15SIM	1.00	0.00404	0.0198	ND	ND		11/15/19	3:24	BA	443946
Chloroform	TO15SIM	1.00	0.00810	0.0244	0.473	0.10		11/15/19	3:24	BA	443946
ETBE	TO15SIM	1.00	0.00477	0.0209	0.0961	0.02		11/15/19	3:24	BA	443946
Tetrahydrofuran	TO15SIM	1.00	0.0286	0.0590	1.12	0.38		11/15/19	3:24	BA	443946
1,2-Dichloroethane (EDC)	TO15SIM	1.00	0.00498	0.0203	0.0689	0.02		11/15/19	3:24	BA	443946
1,1,1-Trichloroethane	TO15SIM	1.00	0.00819	0.0273	0.0655	0.01		11/15/19	3:24	BA	443946
Carbon Tetrachloride	TO15SIM	1.00	0.00849	0.0315	0.503	0.08		11/15/19	3:24	BA	443946
Benzene	TO15SIM	1.00	0.0335	0.0638	1.15	0.36		11/15/19	3:24	BA	443946
TAME	TO15SIM	1.00	0.00247	0.0209	0.0502	0.01		11/15/19	3:24	BA	443946
1,2-Dichloropropane	TO15SIM	1.00	0.00471	0.0231	0.0416	0.01		11/15/19	3:24	BA	443946
Trichloroethylene	TO15SIM	1.00	0.0112	0.0269	0.161	0.03		11/15/19	3:24	BA	443946
Bromodichloromethane	TO15SIM	1.00	0.00556	0.0335	0.121	0.02		11/15/19	3:24	BA	443946
1,4-Dioxane	TO15SIM	1.00	0.0107	0.0180	0.119	0.03		11/15/19	3:24	BA	443946
cis-1,3-Dichloropropene	TO15SIM	1.00	0.00359	0.0227	ND	ND		11/15/19	3:24	BA	443946
4-Methyl-2-Pentanone (MIBK)	TO15SIM	1.00	0.00644	0.0205	0.652	0.16		11/15/19	3:24	BA	443946
trans-1,3-Dichloropropene	TO15SIM	1.00	0.00400	0.0227	0.204	0.04		11/15/19	3:24	BA	443946
1,1,2-Trichloroethane	TO15SIM	1.00	0.00322	0.0273	0.448	0.08		11/15/19	3:24	BA	443946
Dibromochloromethane	TO15SIM	1.00	0.0214	0.0426	0.0511	0.01		11/15/19	3:24	BA	443946



SAMPLE RESULTS

Report prepared for: Nicholas Brettner
Cornerstone Earth Group

Date/Time Received: 11/11/19, 6:05 pm
Date Reported: 11/15/19

Client Sample ID:	IA-5	Lab Sample ID:	1911102-005A
Project Name/Location:	570 Meridian Ave., SJ	Sample Matrix:	Ambient Air
Project Number:			
Date/Time Sampled:	11/11/19 / 17:24	Certified Clean WO # :	
Canister/Tube ID:	15921	Received PSI :	9.1
Collection Volume (L):		Corrected PSI :	
SDG:			

Prep Method:	TO-15SIM-P	Prep Batch Date/Time:	11/14/19 7:00:00PM
Prep Batch ID:	1118290	Prep Analyst:	BALI

Parameters:	Analysis Method	DF	MDL ug/m3	PQL ug/m3	Results ug/m3	Results ppbv	Q	Analyzed	Time	By	Analytical Batch
1,2-Dibromoethane (EDB)	TO15SIM	1.00	0.00415	0.0384	ND	ND		11/15/19	3:24	BA	443946
Tetrachloroethylene	TO15SIM	1.00	0.0257	0.0678	0.671	0.10		11/15/19	3:24	BA	443946
1,1,1,2-Tetrachloroethane	TO15SIM	1.00	0.00893	0.0344	ND	ND		11/15/19	3:24	BA	443946
Chlorobenzene	TO15SIM	1.00	0.00230	0.00460	ND	ND		11/15/19	3:24	BA	443946
Ethyl Benzene	TO15SIM	1.00	0.00234	0.0217	1.45	0.33		11/15/19	3:24	BA	443946
m,p-Xylene	TO15SIM	1.00	0.00265	0.0434	4.96	1.14		11/15/19	3:24	BA	443946
Bromoform	TO15SIM	1.00	0.0341	0.103	ND	ND		11/15/19	3:24	BA	443946
Styrene	TO15SIM	1.00	0.00311	0.0213	2.06	0.48		11/15/19	3:24	BA	443946
1,1,2,2-tetrachloroethane	TO15SIM	1.00	0.00234	0.0687	0.103	0.01		11/15/19	3:24	BA	443946
o-Xylene	TO15SIM	1.00	0.00221	0.0217	1.56	0.36		11/15/19	3:24	BA	443946
4-Ethyl toluene	TO15SIM	1.00	0.00344	0.0246	1.21	0.25		11/15/19	3:24	BA	443946
1,3,5-Trimethylbenzene	TO15SIM	1.00	0.00354	0.0246	0.246	0.05		11/15/19	3:24	BA	443946
1,2,4-Trimethylbenzene	TO15SIM	1.00	0.00335	0.0246	0.920	0.19		11/15/19	3:24	BA	443946
1,3-Dichlorobenzene	TO15SIM	1.00	0.00565	0.0301	ND	ND		11/15/19	3:24	BA	443946
1,4-Dichlorobenzene	TO15SIM	1.00	0.00517	0.0301	0.198	0.03		11/15/19	3:24	BA	443946
1,2-Dichlorobenzene	TO15SIM	1.00	0.00565	0.0301	ND	ND		11/15/19	3:24	BA	443946
1,2,4-Trichlorobenzene	TO15SIM	1.00	0.0665	0.0371	ND	ND		11/15/19	3:24	BA	443946
Naphthalene	TO15SIM	1.00	0.00472	0.0262	0.466	0.09		11/15/19	3:24	BA	443946
Hexachlorobutadiene	TO15SIM	1.00	0.106	0.213	ND	ND		11/15/19	3:24	BA	443946

Prep Method:	TO-15SIM-P	Prep Batch Date/Time:	11/14/19 7:00:00PM
Prep Batch ID:	1118290	Prep Analyst:	BALI

Parameters:	Analysis Method	DF	MDL ug/m3	PQL ug/m3	Results ug/m3	Results ppbv	Q	Analyzed	Time	By	Analytical Batch
Chloromethane	TO15SIM	10.00	0.0865	0.207	3.73	1.80		11/15/19	5:40	BA	443946
2-Propanol (Isopropyl Alcohol)	TO15SIM	10.00	0.155	1.23	6.30	2.56		11/15/19	5:40	BA	443946
Acetone	TO15SIM	10.00	0.257	0.476	60.5	25.42		11/15/19	5:40	BA	443946
tert-Butanol	TO15SIM	10.00	0.115	0.303	2.61	0.86		11/15/19	5:40	BA	443946
Hexane	TO15SIM	10.00	0.0451	0.176	4.75	1.35		11/15/19	5:40	BA	443946
2-Butanone (MEK)	TO15SIM	10.00	0.0271	0.148	2.86	0.97		11/15/19	5:40	BA	443946
Ethyl Acetate	TO15SIM	10.00	0.0331	0.180	2.34	0.65		11/15/19	5:40	BA	443946



SAMPLE RESULTS

Report prepared for: Nicholas Brettner
Cornerstone Earth Group

Date/Time Received: 11/11/19, 6:05 pm
Date Reported: 11/15/19

Client Sample ID:	IA-5	Lab Sample ID:	1911102-005A
Project Name/Location:	570 Meridian Ave., SJ	Sample Matrix:	Ambient Air
Project Number:		Certified Clean WO # :	
Date/Time Sampled:	11/11/19 / 17:24	Received PSI :	9.1
Canister/Tube ID:	15921	Corrected PSI :	
Collection Volume (L):			
SDG:			

Prep Method: TO-15SIM-P	Prep Batch Date/Time: 11/14/19 7:00:00PM
Prep Batch ID: 1118290	Prep Analyst: BALI

Parameters:	Analysis Method	DF	MDL ug/m3	PQL ug/m3	Results ug/m3	Results ppbv	Q	Analyzed	Time	By	Analytical Batch
Toluene	TO15SIM	10.00	0.0415	0.189	3.05	0.81		11/15/19	5:40	BA	443946
2-Hexanone	TO15SIM	10.00	0.0890	0.205	70.8	17.27		11/15/19	5:40	BA	443946



SAMPLE RESULTS

Report prepared for: Nicholas Brettner
Cornerstone Earth Group

Date/Time Received: 11/11/19, 6:05 pm
Date Reported: 11/15/19

Client Sample ID:	OA-1	Lab Sample ID:	1911102-006A
Project Name/Location:	570 Meridian Ave., SJ	Sample Matrix:	Ambient Air
Project Number:			
Date/Time Sampled:	11/11/19 / 17:29	Certified Clean WO # :	
Canister/Tube ID:	30555	Received PSI :	10.0
Collection Volume (L):		Corrected PSI :	
SDG:			

Prep Method: TO-15SIM-P	Prep Batch Date/Time: 11/14/19 7:00:00PM
Prep Batch ID: 1118290	Prep Analyst: BALI

Parameters:	Analysis Method	DF	MDL ug/m3	PQL ug/m3	Results ug/m3	Results ppbv	Q	Analyzed	Time	By	Analytical Batch
Dichlorodifluoromethane	TO15SIM	1.00	0.0178	0.0495	1.76	0.36		11/15/19	4:01	BA	443946
Vinyl Chloride	TO15SIM	1.00	0.00366	0.00768	0.0154	0.01		11/15/19	4:01	BA	443946
1,3-Butadiene	TO15SIM	1.00	0.0220	0.0442	0.117	0.05		11/15/19	4:01	BA	443946
Bromomethane	TO15SIM	1.00	0.00815	0.0194	0.186	0.05		11/15/19	4:01	BA	443946
Chloroethane	TO15SIM	1.00	0.00209	0.0132	0.0132	0.01		11/15/19	4:01	BA	443946
Trichlorofluoromethane	TO15SIM	1.00	0.0122	0.0281	1.47	0.26		11/15/19	4:01	BA	443946
1,1-Dichloroethene	TO15SIM	1.00	0.00671	0.0199	0.0834	0.02		11/15/19	4:01	BA	443946
Methylene Chloride	TO15SIM	1.00	0.0145	0.0347	0.555	0.16		11/15/19	4:01	BA	443946
Freon 113	TO15SIM	1.00	0.0129	0.0383	0.597	0.08		11/15/19	4:01	BA	443946
Carbon disulfide	TO15SIM	1.00	0.00283	0.0156	0.165	0.05		11/15/19	4:01	BA	443946
trans-1,2-Dichloroethene	TO15SIM	1.00	0.00372	0.0198	0.0594	0.02		11/15/19	4:01	BA	443946
MTBE	TO15SIM	1.00	0.00621	0.0181	0.0469	0.01		11/15/19	4:01	BA	443946
1,1-Dichloroethane	TO15SIM	1.00	0.00498	0.0203	0.0243	0.01		11/15/19	4:01	BA	443946
Vinyl Acetate	TO15SIM	1.00	0.00503	0.0176	0.169	0.05		11/15/19	4:01	BA	443946
Hexane	TO15SIM	1.00	0.00451	0.0176	1.77	0.50		11/15/19	4:01	BA	443946
Diisopropyl ether (DIPE)	TO15SIM	1.00	0.00439	0.0209	0.0669	0.02		11/15/19	4:01	BA	443946
cis-1,2-Dichloroethene	TO15SIM	1.00	0.00404	0.0198	ND	ND		11/15/19	4:01	BA	443946
Ethyl Acetate	TO15SIM	1.00	0.00331	0.0180	1.05	0.29		11/15/19	4:01	BA	443946
Chloroform	TO15SIM	1.00	0.00810	0.0244	0.264	0.05		11/15/19	4:01	BA	443946
ETBE	TO15SIM	1.00	0.00477	0.0209	0.146	0.03		11/15/19	4:01	BA	443946
Tetrahydrofuran	TO15SIM	1.00	0.0286	0.0590	0.917	0.31		11/15/19	4:01	BA	443946
1,2-Dichloroethane (EDC)	TO15SIM	1.00	0.00498	0.0203	0.0770	0.02		11/15/19	4:01	BA	443946
1,1,1-Trichloroethane	TO15SIM	1.00	0.00819	0.0273	0.0491	0.01		11/15/19	4:01	BA	443946
Carbon Tetrachloride	TO15SIM	1.00	0.00849	0.0315	0.522	0.08		11/15/19	4:01	BA	443946
Benzene	TO15SIM	1.00	0.0335	0.0638	0.810	0.25		11/15/19	4:01	BA	443946
TAME	TO15SIM	1.00	0.00247	0.0209	0.0502	0.01		11/15/19	4:01	BA	443946
1,2-Dichloropropane	TO15SIM	1.00	0.00471	0.0231	0.0277	0.01		11/15/19	4:01	BA	443946
Trichloroethylene	TO15SIM	1.00	0.0112	0.0269	0.140	0.03		11/15/19	4:01	BA	443946
Bromodichloromethane	TO15SIM	1.00	0.00556	0.0335	0.0871	0.01		11/15/19	4:01	BA	443946
1,4-Dioxane	TO15SIM	1.00	0.0107	0.0180	0.0540	0.02		11/15/19	4:01	BA	443946
cis-1,3-Dichloropropene	TO15SIM	1.00	0.00359	0.0227	ND	ND		11/15/19	4:01	BA	443946
4-Methyl-2-Pentanone (MIBK)	TO15SIM	1.00	0.00644	0.0205	0.234	0.06		11/15/19	4:01	BA	443946
trans-1,3-Dichloropropene	TO15SIM	1.00	0.00400	0.0227	0.390	0.09		11/15/19	4:01	BA	443946



SAMPLE RESULTS

Report prepared for: Nicholas Brettner
Cornerstone Earth Group

Date/Time Received: 11/11/19, 6:05 pm
Date Reported: 11/15/19

Client Sample ID:	OA-1	Lab Sample ID:	1911102-006A
Project Name/Location:	570 Meridian Ave., SJ	Sample Matrix:	Ambient Air
Project Number:		Certified Clean WO # :	
Date/Time Sampled:	11/11/19 / 17:29	Received PSI :	10.0
Canister/Tube ID:	30555	Corrected PSI :	
Collection Volume (L):			
SDG:			

Prep Method: TO-15SIM-P	Prep Batch Date/Time: 11/14/19 7:00:00PM
Prep Batch ID: 1118290	Prep Analyst: BALI

Parameters:	Analysis Method	DF	MDL ug/m3	PQL ug/m3	Results ug/m3	Results ppbv	Q	Analyzed	Time	By	Analytical Batch
1,1,2-Trichloroethane	TO15SIM	1.00	0.00322	0.0273	0.186	0.03		11/15/19	4:01	BA	443946
Toluene	TO15SIM	1.00	0.00415	0.0189	1.76	0.47		11/15/19	4:01	BA	443946
2-Hexanone	TO15SIM	1.00	0.00890	0.0205	1.80	0.44		11/15/19	4:01	BA	443946
Dibromochloromethane	TO15SIM	1.00	0.0214	0.0426	ND	ND		11/15/19	4:01	BA	443946
1,2-Dibromoethane (EDB)	TO15SIM	1.00	0.00415	0.0384	ND	ND		11/15/19	4:01	BA	443946
Tetrachloroethylene	TO15SIM	1.00	0.0257	0.0678	0.597	0.09		11/15/19	4:01	BA	443946
1,1,1,2-Tetrachloroethane	TO15SIM	1.00	0.00893	0.0344	ND	ND		11/15/19	4:01	BA	443946
Chlorobenzene	TO15SIM	1.00	0.00230	0.00460	0.0138	0.00		11/15/19	4:01	BA	443946
Ethyl Benzene	TO15SIM	1.00	0.00234	0.0217	0.395	0.09		11/15/19	4:01	BA	443946
m,p-Xylene	TO15SIM	1.00	0.00265	0.0434	1.13	0.26		11/15/19	4:01	BA	443946
Bromoform	TO15SIM	1.00	0.0341	0.103	ND	ND		11/15/19	4:01	BA	443946
Styrene	TO15SIM	1.00	0.00311	0.0213	0.230	0.05		11/15/19	4:01	BA	443946
1,1,2,2-tetrachloroethane	TO15SIM	1.00	0.00234	0.0687	ND	ND		11/15/19	4:01	BA	443946
o-Xylene	TO15SIM	1.00	0.00221	0.0217	0.438	0.10		11/15/19	4:01	BA	443946
4-Ethyl toluene	TO15SIM	1.00	0.00344	0.0246	0.541	0.11		11/15/19	4:01	BA	443946
1,3,5-Trimethylbenzene	TO15SIM	1.00	0.00354	0.0246	0.0984	0.02		11/15/19	4:01	BA	443946
1,2,4-Trimethylbenzene	TO15SIM	1.00	0.00335	0.0246	0.389	0.08		11/15/19	4:01	BA	443946
1,3-Dichlorobenzene	TO15SIM	1.00	0.00565	0.0301	ND	ND		11/15/19	4:01	BA	443946
1,4-Dichlorobenzene	TO15SIM	1.00	0.00517	0.0301	0.0902	0.02		11/15/19	4:01	BA	443946
1,2-Dichlorobenzene	TO15SIM	1.00	0.00565	0.0301	ND	ND		11/15/19	4:01	BA	443946
1,2,4-Trichlorobenzene	TO15SIM	1.00	0.0665	0.0371	0.0445	0.01		11/15/19	4:01	BA	443946
Naphthalene	TO15SIM	1.00	0.00472	0.0262	0.189	0.04		11/15/19	4:01	BA	443946
Hexachlorobutadiene	TO15SIM	1.00	0.106	0.213	ND	ND		11/15/19	4:01	BA	443946

Prep Method: TO-15SIM-P	Prep Batch Date/Time: 11/14/19 7:00:00PM
Prep Batch ID: 1118290	Prep Analyst: BALI

Parameters:	Analysis Method	DF	MDL ug/m3	PQL ug/m3	Results ug/m3	Results ppbv	Q	Analyzed	Time	By	Analytical Batch
Chloromethane	TO15SIM	10.00	0.0865	0.207	0.538	0.26		11/15/19	6:05	BA	443946
2-Propanol (Isopropyl Alcohol)	TO15SIM	10.00	0.155	1.23	3.27	1.33		11/15/19	6:05	BA	443946
Acetone	TO15SIM	10.00	0.257	0.476	13.8	5.80		11/15/19	6:05	BA	443946



SAMPLE RESULTS

Report prepared for: Nicholas Brettner
Cornerstone Earth Group

Date/Time Received: 11/11/19, 6:05 pm
Date Reported: 11/15/19

Client Sample ID:	OA-1	Lab Sample ID:	1911102-006A
Project Name/Location:	570 Meridian Ave., SJ	Sample Matrix:	Ambient Air
Project Number:		Certified Clean WO # :	
Date/Time Sampled:	11/11/19 / 17:29	Received PSI :	10.0
Canister/Tube ID:	30555	Corrected PSI :	
Collection Volume (L):			
SDG:			

Prep Method: TO-15SIM-P

Prep Batch Date/Time: 11/14/19 7:00:00PM

Prep Batch ID: 1118290

Prep Analyst: BALI

Parameters:	Analysis Method	DF	MDL ug/m3	PQL ug/m3	Results ug/m3	Results ppbv	Q	Analyzed	Time	By	Analytical Batch
tert-Butanol	TO15SIM	10.00	0.115	0.303	1.33	0.44		11/15/19	6:05	BA	443946
2-Butanone (MEK)	TO15SIM	10.00	0.0271	0.148	2.04	0.69		11/15/19	6:05	BA	443946



LCS/LCSD Summary Report

Raw values are used in quality control assessment.

Work Order:	1911102	Prep Method:	TO-15SIM-P	Prep Date:	11/14/19	Prep Batch:	1118290
Matrix:	Air	Analytical Method:	ETO15	Analyzed Date:	11/15/2019	Analytical Batch:	443946
Units:	ppbv						

Parameters	MDL	PQL	Method Blank Conc.	Spike Conc.	LCS % Recovery	LCSD % Recovery	LCS/LCSD % RPD	% Recovery Limits	% RPD Limits	Lab Qualifier
1,1-Dichloroethene	0.011	0.0050		0.100	102	107	4.78	65 - 135	30	
Benzene	0.0021	0.020		0.100	104	107	2.84	65 - 135	30	
Trichloroethylene	0.0011	0.0050		0.100	103	108	4.74	65 - 135	30	
Toluene	0.00050	0.0050		0.100	89.0	93.0	4.40	65 - 135	30	
Chlorobenzene	0.0017	0.0050		0.100	100	105	4.88	65 - 135	30	



Laboratory Qualifiers and Definitions

DEFINITIONS:

Accuracy/Bias (% Recovery) - The closeness of agreement between an observed value and an accepted reference value.
Blank (Method/Preparation Blank) -MB/PB - An analyte-free matrix to which all reagents are added in the same volumes/proportions as used in sample processing. The method blank is used to document contamination resulting from the analytical process.
Duplicate - a field sample and/or laboratory QC sample prepared in duplicate following all of the same processes and procedures used on the original sample (sample duplicate, LCSD, MSD)
Laboratory Control Sample (LCS ad LCSD) - A known matrix spiked with compounds representative of the target analyte(s). This is used to document laboratory performance.
Matrix - the component or substrate that contains the analyte of interest (e.g., - groundwater, sediment, soil, waste water, etc)
Matrix Spike (MS/MSD) - Client sample spiked with identical concentrations of target analyte (s). The spiking occurs prior to the sample preparation and analysis. They are used to document the precision and bias of a method in a given sample matrix.
Method Detection Limit (MDL) - the minimum concentration of a substance that can be measured and reported with a 99% confidence that the analyte concentration is greater than zero
Practical Quantitation Limit/Reporting Limit/Limit of Quantitation (PQL/RL/LOQ) - a laboratory determined value at 2 to 5 times above the MDL that can be reproduced in a manner that results in a 99% confidence level that the result is both accurate and precise. PQLs/RLs/LODs reflect all preparation factors and/or dilution factors that have been applied to the sample during the preparation and/or analytical processes.
Precision (%RPD) - The agreement among a set of replicate/duplicate measurements without regard to known value of the replicates
Surrogate (S) or (Surr) - An organic compound which is similar to the target analyte(s) in chemical composition and behavior in the analytical process, but which is not normally found in environmental samples. Surrogates are used in most organic analysis to demonstrate matrix compatibility with the chosen method of analysis
Tentatively Identified Compound (TIC) - A compound not contained within the analytical calibration standards but present in the GCMS library of defined compounds. When the library is searched for an unknown compound, it can frequently give a tentative identification to the compound based on retention time and primary and secondary ion match. TICs are reported as estimates and are candidates for further investigation.
Units: the unit of measure used to express the reported result - mg/L and mg/Kg (equivalent to PPM - parts per million in liquid and solid), ug/L and ug/Kg (equivalent to PPB - parts per billion in liquid and solid), ug/m3 , mg/m3 , ppbv and ppmv (all units of measure for reporting concentrations in air), % (equivalent to 10000 ppm or 1,000,000 ppb), ug/Wipe (concentration found on the surface of a single Wipe usually taken over a 100cm ² surface)

LABORATORY QUALIFIERS:

B - Indicates when the analyte is found in the associated method or preparation blank
D - Surrogate is not recoverable due to the necessary dilution of the sample
E - Indicates the reportable value is outside of the calibration range of the instrument but within the linear range of the instrument (unless otherwise noted) Values reported with an E qualifier should be considered as estimated.
H - Indicates that the recommended holding time for the analyte or compound has been exceeded
J - Indicates a value between the method MDL and PQL and that the reported concentration should be considered as estimated rather the quantitative
NA - Not Analyzed
N/A - Not Applicable
ND - Not Detected at a concentration greater than the PQL/RL or, if reported to the MDL, at greater than the MDL.
NR - Not recoverable - a matrix spike concentration is not recoverable due to a concentration within the original sample that is greater than four times the spike concentration added
R - The % RPD between a duplicate set of samples is outside of the absolute values established by laboratory control charts
S - Spike recovery is outside of established method and/or laboratory control limits. Further explanation of the use of this qualifier should be included within a case narrative
X -Used to indicate that a value based on pattern identification is within the pattern range but not typical of the pattern found in standards. Further explanation may or may not be provided within the sample footnote and/or the case narrative.



Sample Receipt Checklist

Client Name: Cornerstone Earth Group

Project Name: 570 Meridian Ave., SJ

Work Order No.: 1911102

Date and Time Received: 11/11/2019 6:05:00PM

Received By: Navin Ghodasara

Physically Logged By: Navin Ghodasara

Checklist Completed By: Navin Ghodasara

Carrier Name: Client Drop Off

Chain of Custody (COC) Information

Chain of custody present?	<u>Yes</u>
Chain of custody signed when relinquished and received?	<u>Yes</u>
Chain of custody agrees with sample labels?	<u>Yes</u>
Custody seals intact on sample bottles?	<u>Not Present</u>

Sample Receipt Information

Custody seals intact on shipping container/cooler?	<u>Not Present</u>
Shipping Container/Cooler In Good Condition?	<u>Yes</u>
Samples in proper container/bottle?	<u>Yes</u>
Samples containers intact?	<u>Yes</u>
Sufficient sample volume for indicated test?	<u>Yes</u>

Sample Preservation and Hold Time (HT) Information

All samples received within holding time?	<u>Yes</u>
Container/Temp Blank temperature in compliance?	Temperature: °C
Water-VOA vials have zero headspace?	<u>No VOA vials submitted</u>
Water-pH acceptable upon receipt?	<u>N/A</u>
pH Checked by: na	pH Adjusted by: na

Comments:

Air samples in Summa canistres received at ambient temperature.



Login Summary Report

Client ID: TL5119 Cornerstone Earth Group

Project Name: 570 Meridian Ave., SJ

Project # :

Report Due Date: 11/14/2019

QC Level: II

TAT Requested: 3 Day Std:3

Date Received: 11/11/2019

Time Received: 6:05 pm

Comments:

Work Order # : 1911102

<u>WO Sample ID</u>	<u>Client Sample ID</u>	<u>Collection Date/Time</u>	<u>Matrix</u>	<u>Scheduled Disposal</u>	<u>Sample On Hold</u>	<u>Test On Hold</u>	<u>Requested Tests</u>	<u>Subbed</u>
1911102-001A	IA-1	11/11/19 16:07	Air				VOC_A_TO15SIM	
1911102-002A	IA-2	11/11/19 17:11	Air				VOC_A_TO15SIM	
1911102-003A	IA-3	11/11/19 16:17	Air				VOC_A_TO15SIM	
1911102-004A	IA-4	11/11/19 16:16	Air				VOC_A_TO15SIM	
1911102-005A	IA-5	11/11/19 17:24	Air				VOC_A_TO15SIM	
1911102-006A	OA-1	11/11/19 17:29	Air				VOC_A_TO15SIM	



CHAIN OF CUSTODY



• NOTE: SHADED AREAS ARE FOR TORRENT LAB USE ONLY •

1911102

Company Name: <u>Cornerstone Earth Group</u>			<input type="checkbox"/> Env. <input type="checkbox"/> Special	Project #:	PO #:
Address: <u>1259 Oakmead Pkwy</u>				Project Name: <u>570 Meridian Ave, SJ</u>	
City: <u>Sunnyvale</u>	State: <u>CA</u>	Zip Code: <u>94085</u>		Comments:	
Telephone: <u>408 245 4600</u>	Cell:	SAMPLER: <u>Ross Tinline</u>		Quote #:	
REPORT TO: <u>Nicholas Brettnier</u>		BILL TO: <u>Same</u>		EMAIL: <u>nbrettnier@cornerstoneearth.com</u>	

TURNAROUND TIME: <input type="checkbox"/> 10 Work Days <input type="checkbox"/> 4 Work Days <input type="checkbox"/> 1 Work Day <input type="checkbox"/> 7 Work Days <input checked="" type="checkbox"/> 3 Work Days <input type="checkbox"/> Noon - Nxt Day <input type="checkbox"/> 5 Work Days <input type="checkbox"/> 2 Work Days <input type="checkbox"/> 2 - 8 Hours <i>Standard</i>			SAMPLE TYPE: <input checked="" type="checkbox"/> Indoor Air <input checked="" type="checkbox"/> Ambient Air <input type="checkbox"/> Soil/Gas Vapor <input type="checkbox"/> Other			REPORT FORMAT: <input type="checkbox"/> Level II - Std. <input type="checkbox"/> Excel - EDD <input type="checkbox"/> EDF <input type="checkbox"/> Std.-EDD <input type="checkbox"/> QC Level III <input type="checkbox"/> QC Level IV			cc <i>eholland@cornerstoneearth.com</i> Controller # _____ SIM Low _____ pl VOCs. _____			ANALYSIS REQUESTED		
--	--	--	---	--	--	--	--	--	--	--	--	---------------------------	--	--

[illegible]

1	Relinquished By: 	Print: Ross T. Wine	Date: 11-11-19	Time: 1805	Received By: 	Print: NAVIN E.	Date: 11-11-19	Time: 1805
2	Relinquished By:	Print:	Date:	Time:	Received By:	Print:	Date:	Time:

Were Samples Received in Good Condition? ☒ Yes ☐ NO Samples on Ice? ☐ Yes ☒ NO Method of Shipment By Air Sample seals intact? ☐ Yes ☐ NO ☒ N/A

NOTE: Samples are discarded by the laboratory 30 days from date of receipt unless other arrangements are made.

Log In By: DMG Date: 11-11-19 Labeled By: DMG Date: 11-11-19

Ambient Temp °C

Page 1 of 1 Rev. 1



Cornerstone Earth Group
1259 Oakmead Parkway
Sunnyvale, California 94035
Tel: (408) 245-4600
Fax: (408) 245-4620
RE: 550 Meridian

Work Order No.: 1911206

Dear Nicholas Brettner:

Torrent Laboratory, Inc. received 2 sample(s) on November 19, 2019 for the analyses presented in the following Report.

All data for associated QC met EPA or laboratory specification(s) except where noted in the case narrative.

Torrent Laboratory, Inc. is certified by the State of California, ELAP #1991. If you have any questions regarding these test results, please feel free to contact the Project Management Team at (408)263-5258; ext 204.

Kathie Evans
Project Manager

November 22, 2019

Date



Date: 11/22/2019

Client: Cornerstone Earth Group

Project: 550 Meridian

Work Order: 1911206

CASE NARRATIVE

Unless otherwise indicated in the following narrative, no issues encountered with the receiving, preparation, analysis or reporting of the results associated with this work order.

Unless otherwise indicated in the following narrative, no results have been method and/or field blank corrected.

Reported results relate only to the items/samples tested by the laboratory.

This report shall not be reproduced, except in full, without the written approval of Torrent Analytical, Inc.

Note for method TO15SIM: Method Blank is only used for Instrument purpose. Canisters are self-certified, and the report for the individually tested canisters can be found on work order "1911210".



Sample Result Summary

Report prepared for: Nicholas Brettner
Cornerstone Earth Group

Date Received: 11/19/19

Date Reported: 11/22/19

IA-3

1911206-001

<u>Parameters:</u>	<u>Analysis Method</u>	<u>DF</u>	<u>MDL</u>	<u>PQL</u>	<u>Results ug/m3</u>
Dichlorodifluoromethane	TO15SIM	1	0.0178	0.0495	2.23
Vinyl Chloride	TO15SIM	1	0.00366	0.00768	0.0154
1,3-Butadiene	TO15SIM	1	0.0220	0.0442	0.254
Bromomethane	TO15SIM	1	0.00815	0.0194	0.0854
Chloroethane	TO15SIM	1	0.00209	0.0132	0.0211
Trichlorofluoromethane	TO15SIM	1	0.0122	0.0281	1.69
1,1-Dichloroethene	TO15SIM	1	0.00671	0.0199	0.139
Methylene Chloride	TO15SIM	1	0.0145	0.0347	0.500
Freon 113	TO15SIM	1	0.0129	0.0383	0.620
Carbon disulfide	TO15SIM	1	0.00283	0.0156	0.454
trans-1,2-Dichloroethene	TO15SIM	1	0.00372	0.0198	0.0238
MTBE	TO15SIM	1	0.00621	0.0181	0.0217
1,1-Dichloroethane	TO15SIM	1	0.00498	0.0203	0.0203
Vinyl Acetate	TO15SIM	1	0.00503	0.0176	0.0739
Hexane	TO15SIM	1	0.00451	0.0176	1.09
Diisopropyl ether (DIPE)	TO15SIM	1	0.00439	0.0209	0.0376
Ethyl Acetate	TO15SIM	1	0.00331	0.0180	0.900
Chloroform	TO15SIM	1	0.00810	0.0244	0.395
ETBE	TO15SIM	1	0.00477	0.0209	0.0376
Tetrahydrofuran	TO15SIM	1	0.0286	0.0590	1.24
1,2-Dichloroethane (EDC)	TO15SIM	1	0.00498	0.0203	0.0689
1,1,1-Trichloroethane	TO15SIM	1	0.00819	0.0273	0.0437
Carbon Tetrachloride	TO15SIM	1	0.00849	0.0315	0.566
Benzene	TO15SIM	1	0.0335	0.0638	0.861
TAME	TO15SIM	1	0.00247	0.0209	0.0251
1,2-Dichloropropane	TO15SIM	1	0.00471	0.0231	0.0277
Trichloroethylene	TO15SIM	1	0.0112	0.0269	0.0806
Bromodichloromethane	TO15SIM	1	0.00556	0.0335	0.0402
1,4-Dioxane	TO15SIM	1	0.0107	0.0180	0.169
4-Methyl-2-Pentanone (MIBK)	TO15SIM	1	0.00644	0.0205	0.234
trans-1,3-Dichloropropene	TO15SIM	1	0.00400	0.0227	0.104
1,1,2-Trichloroethane	TO15SIM	1	0.00322	0.0273	0.109
2-Hexanone	TO15SIM	1	0.00890	0.0205	1.14
Tetrachloroethylene	TO15SIM	1	0.0257	0.0678	0.386
Chlorobenzene	TO15SIM	1	0.00230	0.00460	0.0184
Ethyl Benzene	TO15SIM	1	0.00234	0.0217	0.373
m,p-Xylene	TO15SIM	1	0.00265	0.0434	1.27
Styrene	TO15SIM	1	0.00311	0.0213	0.234
1,1,2,2-tetrachloroethane	TO15SIM	1	0.00234	0.0687	0.639
o-Xylene	TO15SIM	1	0.00221	0.0217	0.469
4-Ethyl toluene	TO15SIM	1	0.00344	0.0246	0.654
1,3,5-Trimethylbenzene	TO15SIM	1	0.00354	0.0246	0.177
1,2,4-Trimethylbenzene	TO15SIM	1	0.00335	0.0246	0.571
1,4-Dichlorobenzene	TO15SIM	1	0.00517	0.0301	0.114



Sample Result Summary

Report prepared for: Nicholas Brettner
Cornerstone Earth Group

Date Received: 11/19/19

Date Reported: 11/22/19

IA-3

1911206-001

<u>Parameters:</u>	<u>Analysis Method</u>	<u>DF</u>	<u>MDL</u>	<u>PQL</u>	<u>Results ug/m3</u>
1,2,4-Trichlorobenzene	TO15SIM	1	0.0665	0.0371	0.0371
Naphthalene	TO15SIM	1	0.00472	0.0262	0.210
2-Propanol (Isopropyl Alcohol)	TO15SIM	10	0.155	1.23	3.81
Acetone	TO15SIM	10	0.257	0.476	10.0
tert-Butanol	TO15SIM	10	0.115	0.303	1.91
2-Butanone (MEK)	TO15SIM	10	0.0271	0.148	1.71
Toluene	TO15SIM	10	0.0415	0.189	2.41



Sample Result Summary

Report prepared for: Nicholas Brettner
Cornerstone Earth Group

Date Received: 11/19/19

Date Reported: 11/22/19

OA-1

1911206-002

<u>Parameters:</u>	<u>Analysis Method</u>	<u>DF</u>	<u>MDL</u>	<u>PQL</u>	<u>Results ug/m3</u>
Dichlorodifluoromethane	TO15SIM	1	0.0178	0.0495	2.24
Bromomethane	TO15SIM	1	0.00815	0.0194	0.0970
Chloroethane	TO15SIM	1	0.00209	0.0132	0.0185
Trichlorofluoromethane	TO15SIM	1	0.0122	0.0281	1.62
Methylene Chloride	TO15SIM	1	0.0145	0.0347	0.482
Freon 113	TO15SIM	1	0.0129	0.0383	0.620
Carbon disulfide	TO15SIM	1	0.00283	0.0156	0.165
Hexane	TO15SIM	1	0.00451	0.0176	1.09
2-Butanone (MEK)	TO15SIM	1	0.00271	0.0148	1.53
Diisopropyl ether (DIPE)	TO15SIM	1	0.00439	0.0209	0.0418
Chloroform	TO15SIM	1	0.00810	0.0244	0.171
ETBE	TO15SIM	1	0.00477	0.0209	0.0752
1,2-Dichloroethane (EDC)	TO15SIM	1	0.00498	0.0203	0.0608
1,1,1-Trichloroethane	TO15SIM	1	0.00819	0.0273	0.0273
Carbon Tetrachloride	TO15SIM	1	0.00849	0.0315	0.541
Benzene	TO15SIM	1	0.0335	0.0638	0.402
TAME	TO15SIM	1	0.00247	0.0209	0.0251
1,2-Dichloropropane	TO15SIM	1	0.00471	0.0231	0.0277
Trichloroethylene	TO15SIM	1	0.0112	0.0269	0.0806
1,4-Dioxane	TO15SIM	1	0.0107	0.0180	0.292
4-Methyl-2-Pentanone (MIBK)	TO15SIM	1	0.00644	0.0205	0.189
Toluene	TO15SIM	1	0.00415	0.0189	0.773
Tetrachloroethylene	TO15SIM	1	0.0257	0.0678	0.339
Chlorobenzene	TO15SIM	1	0.00230	0.00460	0.0138
Ethyl Benzene	TO15SIM	1	0.00234	0.0217	0.178
m,p-Xylene	TO15SIM	1	0.00265	0.0434	0.503
1,1,2,2-tetrachloroethane	TO15SIM	1	0.00234	0.0687	1.19
o-Xylene	TO15SIM	1	0.00221	0.0217	0.195
4-Ethyl toluene	TO15SIM	1	0.00344	0.0246	0.285
1,3,5-Trimethylbenzene	TO15SIM	1	0.00354	0.0246	0.0689
1,2,4-Trimethylbenzene	TO15SIM	1	0.00335	0.0246	0.182
Naphthalene	TO15SIM	1	0.00472	0.0262	0.0838
2-Propanol (Isopropyl Alcohol)	TO15SIM	10	0.155	1.23	1.57
Acetone	TO15SIM	10	0.257	0.476	5.14
tert-Butanol	TO15SIM	10	0.115	0.303	12.2
Ethyl Acetate	TO15SIM	10	0.0331	0.180	2.02
Tetrahydrofuran	TO15SIM	10	0.286	0.590	6.25



SAMPLE RESULTS

Report prepared for: Nicholas Brettner
Cornerstone Earth Group

Date/Time Received: 11/19/19, 5:20 pm
Date Reported: 11/22/19

Client Sample ID:	IA-3	Lab Sample ID:	1911206-001A
Project Name/Location:	550 Meridian	Sample Matrix:	Ambient Air
Project Number:		Certified Clean WO # :	
Date/Time Sampled:	11/19/19 / 16:42	Received PSI :	12.9
Canister/Tube ID:	16002	Corrected PSI :	
Collection Volume (L):			
SDG:			

Prep Method: TO-15SIM-P	Prep Batch Date/Time: 11/19/19 9:00:00AM
Prep Batch ID: 1118407	Prep Analyst: BALI

Parameters:	Analysis Method	DF	MDL ug/m3	PQL ug/m3	Results ug/m3	Results ppbv	Q	Analyzed	Time	By	Analytical Batch
Dichlorodifluoromethane	TO15SIM	1.00	0.0178	0.0495	2.23	0.45		11/19/19	22:22	BA	444068
Chloromethane	TO15SIM	1.00	0.00865	0.0207	ND	ND		11/19/19	22:22	BA	444068
Vinyl Chloride	TO15SIM	1.00	0.00366	0.00768	0.0154	0.01		11/19/19	22:22	BA	444068
1,3-Butadiene	TO15SIM	1.00	0.0220	0.0442	0.254	0.11		11/19/19	22:22	BA	444068
Bromomethane	TO15SIM	1.00	0.00815	0.0194	0.0854	0.02		11/19/19	22:22	BA	444068
Chloroethane	TO15SIM	1.00	0.00209	0.0132	0.0211	0.01		11/19/19	22:22	BA	444068
Trichlorofluoromethane	TO15SIM	1.00	0.0122	0.0281	1.69	0.30		11/19/19	22:22	BA	444068
1,1-Dichloroethene	TO15SIM	1.00	0.00671	0.0199	0.139	0.04		11/19/19	22:22	BA	444068
Methylene Chloride	TO15SIM	1.00	0.0145	0.0347	0.500	0.14		11/19/19	22:22	BA	444068
Freon 113	TO15SIM	1.00	0.0129	0.0383	0.620	0.08		11/19/19	22:22	BA	444068
Carbon disulfide	TO15SIM	1.00	0.00283	0.0156	0.454	0.15		11/19/19	22:22	BA	444068
trans-1,2-Dichloroethene	TO15SIM	1.00	0.00372	0.0198	0.0238	0.01		11/19/19	22:22	BA	444068
MTBE	TO15SIM	1.00	0.00621	0.0181	0.0217	0.01		11/19/19	22:22	BA	444068
1,1-Dichloroethane	TO15SIM	1.00	0.00498	0.0203	0.0203	0.01		11/19/19	22:22	BA	444068
Vinyl Acetate	TO15SIM	1.00	0.00503	0.0176	0.0739	0.02		11/19/19	22:22	BA	444068
Hexane	TO15SIM	1.00	0.00451	0.0176	1.09	0.31		11/19/19	22:22	BA	444068
Diisopropyl ether (DIPE)	TO15SIM	1.00	0.00439	0.0209	0.0376	0.01		11/19/19	22:22	BA	444068
cis-1,2-Dichloroethene	TO15SIM	1.00	0.00404	0.0198	ND	ND		11/19/19	22:22	BA	444068
Ethyl Acetate	TO15SIM	1.00	0.00331	0.0180	0.900	0.25		11/19/19	22:22	BA	444068
Chloroform	TO15SIM	1.00	0.00810	0.0244	0.395	0.08		11/19/19	22:22	BA	444068
ETBE	TO15SIM	1.00	0.00477	0.0209	0.0376	0.01		11/19/19	22:22	BA	444068
Tetrahydrofuran	TO15SIM	1.00	0.0286	0.0590	1.24	0.42		11/19/19	22:22	BA	444068
1,2-Dichloroethane (EDC)	TO15SIM	1.00	0.00498	0.0203	0.0689	0.02		11/19/19	22:22	BA	444068
1,1,1-Trichloroethane	TO15SIM	1.00	0.00819	0.0273	0.0437	0.01		11/19/19	22:22	BA	444068
Carbon Tetrachloride	TO15SIM	1.00	0.00849	0.0315	0.566	0.09		11/19/19	22:22	BA	444068
Benzene	TO15SIM	1.00	0.0335	0.0638	0.861	0.27		11/19/19	22:22	BA	444068
TAME	TO15SIM	1.00	0.00247	0.0209	0.0251	0.01		11/19/19	22:22	BA	444068
1,2-Dichloropropane	TO15SIM	1.00	0.00471	0.0231	0.0277	0.01		11/19/19	22:22	BA	444068
Trichloroethylene	TO15SIM	1.00	0.0112	0.0269	0.0806	0.02		11/19/19	22:22	BA	444068
Bromodichloromethane	TO15SIM	1.00	0.00556	0.0335	0.0402	0.01		11/19/19	22:22	BA	444068
1,4-Dioxane	TO15SIM	1.00	0.0107	0.0180	0.169	0.05		11/19/19	22:22	BA	444068
cis-1,3-Dichloropropene	TO15SIM	1.00	0.00359	0.0227	ND	ND		11/19/19	22:22	BA	444068
4-Methyl-2-Pentanone (MIBK)	TO15SIM	1.00	0.00644	0.0205	0.234	0.06		11/19/19	22:22	BA	444068



SAMPLE RESULTS

Report prepared for: Nicholas Brettner
Cornerstone Earth Group

Date/Time Received: 11/19/19, 5:20 pm
Date Reported: 11/22/19

Client Sample ID:	IA-3	Lab Sample ID:	1911206-001A
Project Name/Location:	550 Meridian	Sample Matrix:	Ambient Air
Project Number:		Certified Clean WO # :	
Date/Time Sampled:	11/19/19 / 16:42	Received PSI :	12.9
Canister/Tube ID:	16002	Corrected PSI :	
Collection Volume (L):			
SDG:			

Prep Method: TO-15SIM-P	Prep Batch Date/Time: 11/19/19 9:00:00AM
Prep Batch ID: 1118407	Prep Analyst: BALI

Parameters:	Analysis Method	DF	MDL ug/m3	PQL ug/m3	Results ug/m3	Results ppbv	Q	Analyzed	Time	By	Analytical Batch
trans-1,3-Dichloropropene	TO15SIM	1.00	0.00400	0.0227	0.104	0.02		11/19/19	22:22	BA	444068
1,1,2-Trichloroethane	TO15SIM	1.00	0.00322	0.0273	0.109	0.02		11/19/19	22:22	BA	444068
2-Hexanone	TO15SIM	1.00	0.00890	0.0205	1.14	0.28		11/19/19	22:22	BA	444068
Dibromochloromethane	TO15SIM	1.00	0.0214	0.0426	ND	ND		11/19/19	22:22	BA	444068
1,2-Dibromoethane (EDB)	TO15SIM	1.00	0.00415	0.0384	ND	ND		11/19/19	22:22	BA	444068
Tetrachloroethylene	TO15SIM	1.00	0.0257	0.0678	0.386	0.06		11/19/19	22:22	BA	444068
1,1,1,2-Tetrachloroethane	TO15SIM	1.00	0.00893	0.0344	ND	ND		11/19/19	22:22	BA	444068
Chlorobenzene	TO15SIM	1.00	0.00230	0.00460	0.0184	0.00		11/19/19	22:22	BA	444068
Ethyl Benzene	TO15SIM	1.00	0.00234	0.0217	0.373	0.09		11/19/19	22:22	BA	444068
m,p-Xylene	TO15SIM	1.00	0.00265	0.0434	1.27	0.29		11/19/19	22:22	BA	444068
Bromoform	TO15SIM	1.00	0.0341	0.103	ND	ND		11/19/19	22:22	BA	444068
Styrene	TO15SIM	1.00	0.00311	0.0213	0.234	0.05		11/19/19	22:22	BA	444068
1,1,2,2-tetrachloroethane	TO15SIM	1.00	0.00234	0.0687	0.639	0.09		11/19/19	22:22	BA	444068
o-Xylene	TO15SIM	1.00	0.00221	0.0217	0.469	0.11		11/19/19	22:22	BA	444068
4-Ethyl toluene	TO15SIM	1.00	0.00344	0.0246	0.654	0.13		11/19/19	22:22	BA	444068
1,3,5-Trimethylbenzene	TO15SIM	1.00	0.00354	0.0246	0.177	0.04		11/19/19	22:22	BA	444068
1,2,4-Trimethylbenzene	TO15SIM	1.00	0.00335	0.0246	0.571	0.12		11/19/19	22:22	BA	444068
1,3-Dichlorobenzene	TO15SIM	1.00	0.00565	0.0301	ND	ND		11/19/19	22:22	BA	444068
1,4-Dichlorobenzene	TO15SIM	1.00	0.00517	0.0301	0.114	0.02		11/19/19	22:22	BA	444068
1,2-Dichlorobenzene	TO15SIM	1.00	0.00565	0.0301	ND	ND		11/19/19	22:22	BA	444068
1,2,4-Trichlorobenzene	TO15SIM	1.00	0.0665	0.0371	0.0371	0.01		11/19/19	22:22	BA	444068
Naphthalene	TO15SIM	1.00	0.00472	0.0262	0.210	0.04		11/19/19	22:22	BA	444068
Hexachlorobutadiene	TO15SIM	1.00	0.106	0.213	ND	ND		11/19/19	22:22	BA	444068

Prep Method: TO-15SIM-P	Prep Batch Date/Time: 11/19/19 9:00:00AM
Prep Batch ID: 1118407	Prep Analyst: BALI

Parameters:	Analysis Method	DF	MDL ug/m3	PQL ug/m3	Results ug/m3	Results ppbv	Q	Analyzed	Time	By	Analytical Batch
2-Propanol (Isopropyl Alcohol)	TO15SIM	10.00	0.155	1.23	3.81	1.55		11/19/19	23:23	BA	444068
Acetone	TO15SIM	10.00	0.257	0.476	10.0	4.20		11/19/19	23:23	BA	444068
tert-Butanol	TO15SIM	10.00	0.115	0.303	1.91	0.63		11/19/19	23:23	BA	444068



SAMPLE RESULTS

Report prepared for: Nicholas Brettner
Cornerstone Earth Group

Date/Time Received: 11/19/19, 5:20 pm
Date Reported: 11/22/19

Client Sample ID:	IA-3	Lab Sample ID:	1911206-001A
Project Name/Location:	550 Meridian	Sample Matrix:	Ambient Air
Project Number:		Certified Clean WO # :	
Date/Time Sampled:	11/19/19 / 16:42	Received PSI :	12.9
Canister/Tube ID:	16002	Corrected PSI :	
Collection Volume (L):			
SDG:			

Prep Method: TO-15SIM-P	Prep Batch Date/Time: 11/19/19 9:00:00AM
Prep Batch ID: 1118407	Prep Analyst: BALI

Parameters:	Analysis Method	DF	MDL ug/m3	PQL ug/m3	Results ug/m3	Results ppbv	Q	Analyzed	Time	By	Analytical Batch
2-Butanone (MEK)	TO15SIM	10.00	0.0271	0.148	1.71	0.58		11/19/19	23:23	BA	444068
Toluene	TO15SIM	10.00	0.0415	0.189	2.41	0.64		11/19/19	23:23	BA	444068



SAMPLE RESULTS

Report prepared for: Nicholas Brettner
Cornerstone Earth Group

Date/Time Received: 11/19/19, 5:20 pm
Date Reported: 11/22/19

Client Sample ID:	OA-1	Lab Sample ID:	1911206-002A
Project Name/Location:	550 Meridian	Sample Matrix:	Ambient Air
Project Number:		Certified Clean WO # :	
Date/Time Sampled:	11/19/19 / 16:30	Received PSI :	13.1
Canister/Tube ID:	21891	Corrected PSI :	
Collection Volume (L):			
SDG:			

Prep Method: TO-15SIM-P	Prep Batch Date/Time: 11/19/19 9:00:00AM
Prep Batch ID: 1118407	Prep Analyst: BALI

Parameters:	Analysis Method	DF	MDL ug/m3	PQL ug/m3	Results ug/m3	Results ppbv	Q	Analyzed	Time	By	Analytical Batch
Dichlorodifluoromethane	TO15SIM	1.00	0.0178	0.0495	2.24	0.45		11/19/19	22:58	BA	444068
Chloromethane	TO15SIM	1.00	0.00865	0.0207	ND	ND		11/19/19	22:58	BA	444068
Vinyl Chloride	TO15SIM	1.00	0.00366	0.00768	ND	ND		11/19/19	22:58	BA	444068
1,3-Butadiene	TO15SIM	1.00	0.0220	0.0442	ND	ND		11/19/19	22:58	BA	444068
Bromomethane	TO15SIM	1.00	0.00815	0.0194	0.0970	0.03		11/19/19	22:58	BA	444068
Chloroethane	TO15SIM	1.00	0.00209	0.0132	0.0185	0.01		11/19/19	22:58	BA	444068
Trichlorofluoromethane	TO15SIM	1.00	0.0122	0.0281	1.62	0.29		11/19/19	22:58	BA	444068
1,1-Dichloroethene	TO15SIM	1.00	0.00671	0.0199	ND	ND		11/19/19	22:58	BA	444068
Methylene Chloride	TO15SIM	1.00	0.0145	0.0347	0.482	0.14		11/19/19	22:58	BA	444068
Freon 113	TO15SIM	1.00	0.0129	0.0383	0.620	0.08		11/19/19	22:58	BA	444068
Carbon disulfide	TO15SIM	1.00	0.00283	0.0156	0.165	0.05		11/19/19	22:58	BA	444068
trans-1,2-Dichloroethene	TO15SIM	1.00	0.00372	0.0198	ND	ND		11/19/19	22:58	BA	444068
MTBE	TO15SIM	1.00	0.00621	0.0181	ND	ND		11/19/19	22:58	BA	444068
1,1-Dichloroethane	TO15SIM	1.00	0.00498	0.0203	ND	ND		11/19/19	22:58	BA	444068
Vinyl Acetate	TO15SIM	1.00	0.00503	0.0176	ND	ND		11/19/19	22:58	BA	444068
Hexane	TO15SIM	1.00	0.00451	0.0176	1.09	0.31		11/19/19	22:58	BA	444068
2-Butanone (MEK)	TO15SIM	1.00	0.00271	0.0148	1.53	0.52		11/19/19	22:58	BA	444068
Diisopropyl ether (DIPE)	TO15SIM	1.00	0.00439	0.0209	0.0418	0.01		11/19/19	22:58	BA	444068
cis-1,2-Dichloroethene	TO15SIM	1.00	0.00404	0.0198	ND	ND		11/19/19	22:58	BA	444068
Chloroform	TO15SIM	1.00	0.00810	0.0244	0.171	0.04		11/19/19	22:58	BA	444068
ETBE	TO15SIM	1.00	0.00477	0.0209	0.0752	0.02		11/19/19	22:58	BA	444068
1,2-Dichloroethane (EDC)	TO15SIM	1.00	0.00498	0.0203	0.0608	0.02		11/19/19	22:58	BA	444068
1,1,1-Trichloroethane	TO15SIM	1.00	0.00819	0.0273	0.0273	0.01		11/19/19	22:58	BA	444068
Carbon Tetrachloride	TO15SIM	1.00	0.00849	0.0315	0.541	0.09		11/19/19	22:58	BA	444068
Benzene	TO15SIM	1.00	0.0335	0.0638	0.402	0.13		11/19/19	22:58	BA	444068
TAME	TO15SIM	1.00	0.00247	0.0209	0.0251	0.01		11/19/19	22:58	BA	444068
1,2-Dichloropropane	TO15SIM	1.00	0.00471	0.0231	0.0277	0.01		11/19/19	22:58	BA	444068
Trichloroethylene	TO15SIM	1.00	0.0112	0.0269	0.0806	0.02		11/19/19	22:58	BA	444068
Bromodichloromethane	TO15SIM	1.00	0.00556	0.0335	ND	ND		11/19/19	22:58	BA	444068
1,4-Dioxane	TO15SIM	1.00	0.0107	0.0180	0.292	0.08		11/19/19	22:58	BA	444068
cis-1,3-Dichloropropene	TO15SIM	1.00	0.00359	0.0227	ND	ND		11/19/19	22:58	BA	444068
4-Methyl-2-Pentanone (MIBK)	TO15SIM	1.00	0.00644	0.0205	0.189	0.05		11/19/19	22:58	BA	444068
trans-1,3-Dichloropropene	TO15SIM	1.00	0.00400	0.0227	ND	ND		11/19/19	22:58	BA	444068



SAMPLE RESULTS

Report prepared for: Nicholas Brettner
Cornerstone Earth Group

Date/Time Received: 11/19/19, 5:20 pm
Date Reported: 11/22/19

Client Sample ID:	OA-1	Lab Sample ID:	1911206-002A
Project Name/Location:	550 Meridian	Sample Matrix:	Ambient Air
Project Number:			
Date/Time Sampled:	11/19/19 / 16:30	Certified Clean WO # :	
Canister/Tube ID:	21891	Received PSI :	13.1
Collection Volume (L):		Corrected PSI :	
SDG:			

Prep Method:	TO-15SIM-P	Prep Batch Date/Time:	11/19/19 9:00:00AM
Prep Batch ID:	1118407	Prep Analyst:	BALI

Parameters:	Analysis Method	DF	MDL ug/m3	PQL ug/m3	Results ug/m3	Results ppbv	Q	Analyzed	Time	By	Analytical Batch
1,1,2-Trichloroethane	TO15SIM	1.00	0.00322	0.0273	ND	ND		11/19/19	22:58	BA	444068
Toluene	TO15SIM	1.00	0.00415	0.0189	0.773	0.21		11/19/19	22:58	BA	444068
2-Hexanone	TO15SIM	1.00	0.00890	0.0205	ND	ND		11/19/19	22:58	BA	444068
Dibromochloromethane	TO15SIM	1.00	0.0214	0.0426	ND	ND		11/19/19	22:58	BA	444068
1,2-Dibromoethane (EDB)	TO15SIM	1.00	0.00415	0.0384	ND	ND		11/19/19	22:58	BA	444068
Tetrachloroethylene	TO15SIM	1.00	0.0257	0.0678	0.339	0.05		11/19/19	22:58	BA	444068
1,1,1,2-Tetrachloroethane	TO15SIM	1.00	0.00893	0.0344	ND	ND		11/19/19	22:58	BA	444068
Chlorobenzene	TO15SIM	1.00	0.00230	0.00460	0.0138	0.00		11/19/19	22:58	BA	444068
Ethyl Benzene	TO15SIM	1.00	0.00234	0.0217	0.178	0.04		11/19/19	22:58	BA	444068
m,p-Xylene	TO15SIM	1.00	0.00265	0.0434	0.503	0.12		11/19/19	22:58	BA	444068
Bromoform	TO15SIM	1.00	0.0341	0.103	ND	ND		11/19/19	22:58	BA	444068
Styrene	TO15SIM	1.00	0.00311	0.0213	ND	ND		11/19/19	22:58	BA	444068
1,1,2,2-tetrachloroethane	TO15SIM	1.00	0.00234	0.0687	1.19	0.17		11/19/19	22:58	BA	444068
o-Xylene	TO15SIM	1.00	0.00221	0.0217	0.195	0.04		11/19/19	22:58	BA	444068
4-Ethyl toluene	TO15SIM	1.00	0.00344	0.0246	0.285	0.06		11/19/19	22:58	BA	444068
1,3,5-Trimethylbenzene	TO15SIM	1.00	0.00354	0.0246	0.0689	0.01		11/19/19	22:58	BA	444068
1,2,4-Trimethylbenzene	TO15SIM	1.00	0.00335	0.0246	0.182	0.04		11/19/19	22:58	BA	444068
1,3-Dichlorobenzene	TO15SIM	1.00	0.00565	0.0301	ND	ND		11/19/19	22:58	BA	444068
1,4-Dichlorobenzene	TO15SIM	1.00	0.00517	0.0301	ND	ND		11/19/19	22:58	BA	444068
1,2-Dichlorobenzene	TO15SIM	1.00	0.00565	0.0301	ND	ND		11/19/19	22:58	BA	444068
1,2,4-Trichlorobenzene	TO15SIM	1.00	0.0665	0.0371	ND	ND		11/19/19	22:58	BA	444068
Naphthalene	TO15SIM	1.00	0.00472	0.0262	0.0838	0.02		11/19/19	22:58	BA	444068
Hexachlorobutadiene	TO15SIM	1.00	0.106	0.213	ND	ND		11/19/19	22:58	BA	444068

Prep Method:	TO-15SIM-P	Prep Batch Date/Time:	11/19/19 9:00:00AM
Prep Batch ID:	1118407	Prep Analyst:	BALI

Parameters:	Analysis Method	DF	MDL ug/m3	PQL ug/m3	Results ug/m3	Results ppbv	Q	Analyzed	Time	By	Analytical Batch
2-Propanol (Isopropyl Alcohol)	TO15SIM	10.00	0.155	1.23	1.57	0.64		11/19/19	23:48	BA	444068
Acetone	TO15SIM	10.00	0.257	0.476	5.14	2.16		11/19/19	23:48	BA	444068
tert-Butanol	TO15SIM	10.00	0.115	0.303	12.2	4.03		11/19/19	23:48	BA	444068



SAMPLE RESULTS

Report prepared for: Nicholas Brettner
Cornerstone Earth Group

Date/Time Received: 11/19/19, 5:20 pm
Date Reported: 11/22/19

Client Sample ID:	OA-1	Lab Sample ID:	1911206-002A
Project Name/Location:	550 Meridian	Sample Matrix:	Ambient Air
Project Number:		Certified Clean WO # :	
Date/Time Sampled:	11/19/19 / 16:30	Received PSI :	13.1
Canister/Tube ID:	21891	Corrected PSI :	
Collection Volume (L):			
SDG:			

Prep Method: TO-15SIM-P	Prep Batch Date/Time: 11/19/19 9:00:00AM
Prep Batch ID: 1118407	Prep Analyst: BALI

Parameters:	Analysis Method	DF	MDL ug/m3	PQL ug/m3	Results ug/m3	Results ppbv	Q	Analyzed	Time	By	Analytical Batch
Ethyl Acetate	TO15SIM	10.00	0.0331	0.180	2.02	0.56		11/19/19	23:48	BA	444068
Tetrahydrofuran	TO15SIM	10.00	0.286	0.590	6.25	2.12		11/19/19	23:48	BA	444068



LCS/LCSD Summary Report

Raw values are used in quality control assessment.

Work Order:	1911206	Prep Method:	TO-15SIM-P	Prep Date:	11/19/19	Prep Batch:	1118407
Matrix:	Air	Analytical Method:	ETO15	Analyzed Date:	11/19/2019	Analytical Batch:	444068
Units:	ppbv						

Parameters	MDL	PQL	Method Blank Conc.	Spike Conc.	LCS % Recovery	LCSD % Recovery	LCS/LCSD % RPD	% Recovery Limits	% RPD Limits	Lab Qualifier
1,1-Dichloroethene	0.011	0.0050		0.100	117	115	1.72	65 - 135	30	
Benzene	0.0021	0.020		0.100	111	111	0.000	65 - 135	30	
Trichloroethylene	0.0011	0.0050		0.100	116	115	0.866	65 - 135	30	
Toluene	0.00050	0.0050		0.100	94.0	91.0	3.24	65 - 135	30	
Chlorobenzene	0.0017	0.0050		0.100	105	103	1.92	65 - 135	30	



Laboratory Qualifiers and Definitions

DEFINITIONS:

Accuracy/Bias (% Recovery) - The closeness of agreement between an observed value and an accepted reference value.
Blank (Method/Preparation Blank) -MB/PB - An analyte-free matrix to which all reagents are added in the same volumes/proportions as used in sample processing. The method blank is used to document contamination resulting from the analytical process.
Duplicate - a field sample and/or laboratory QC sample prepared in duplicate following all of the same processes and procedures used on the original sample (sample duplicate, LCSD, MSD)
Laboratory Control Sample (LCS ad LCSD) - A known matrix spiked with compounds representative of the target analyte(s). This is used to document laboratory performance.
Matrix - the component or substrate that contains the analyte of interest (e.g., - groundwater, sediment, soil, waste water, etc)
Matrix Spike (MS/MSD) - Client sample spiked with identical concentrations of target analyte (s). The spiking occurs prior to the sample preparation and analysis. They are used to document the precision and bias of a method in a given sample matrix.
Method Detection Limit (MDL) - the minimum concentration of a substance that can be measured and reported with a 99% confidence that the analyte concentration is greater than zero
Practical Quantitation Limit/Reporting Limit/Limit of Quantitation (PQL/RL/LOQ) - a laboratory determined value at 2 to 5 times above the MDL that can be reproduced in a manner that results in a 99% confidence level that the result is both accurate and precise. PQLs/RLs/LODs reflect all preparation factors and/or dilution factors that have been applied to the sample during the preparation and/or analytical processes.
Precision (%RPD) - The agreement among a set of replicate/duplicate measurements without regard to known value of the replicates
Surrogate (S) or (Surr) - An organic compound which is similar to the target analyte(s) in chemical composition and behavior in the analytical process, but which is not normally found in environmental samples. Surrogates are used in most organic analysis to demonstrate matrix compatibility with the chosen method of analysis
Tentatively Identified Compound (TIC) - A compound not contained within the analytical calibration standards but present in the GCMS library of defined compounds. When the library is searched for an unknown compound, it can frequently give a tentative identification to the compound based on retention time and primary and secondary ion match. TICs are reported as estimates and are candidates for further investigation.
Units: the unit of measure used to express the reported result - mg/L and mg/Kg (equivalent to PPM - parts per million in liquid and solid), ug/L and ug/Kg (equivalent to PPB - parts per billion in liquid and solid), ug/m3 , mg/m3 , ppbv and ppmv (all units of measure for reporting concentrations in air), % (equivalent to 10000 ppm or 1,000,000 ppb), ug/Wipe (concentration found on the surface of a single Wipe usually taken over a 100cm ² surface)

LABORATORY QUALIFIERS:

B - Indicates when the analyte is found in the associated method or preparation blank
D - Surrogate is not recoverable due to the necessary dilution of the sample
E - Indicates the reportable value is outside of the calibration range of the instrument but within the linear range of the instrument (unless otherwise noted) Values reported with an E qualifier should be considered as estimated.
H- Indicates that the recommended holding time for the analyte or compound has been exceeded
J- Indicates a value between the method MDL and PQL and that the reported concentration should be considered as estimated rather the quantitative
NA - Not Analyzed
N/A - Not Applicable
ND - Not Detected at a concentration greater than the PQL/RL or, if reported to the MDL, at greater than the MDL.
NR - Not recoverable - a matrix spike concentration is not recoverable due to a concentration within the original sample that is greater than four times the spike concentration added
R- The % RPD between a duplicate set of samples is outside of the absolute values established by laboratory control charts
S- Spike recovery is outside of established method and/or laboratory control limits. Further explanation of the use of this qualifier should be included within a case narrative
X -Used to indicate that a value based on pattern identification is within the pattern range but not typical of the pattern found in standards. Further explanation may or may not be provided within the sample footnote and/or the case narrative.



Sample Receipt Checklist

Client Name: Cornerstone Earth Group

Project Name: 550 Meridian

Work Order No.: 1911206

Date and Time Received: 11/19/2019 5:20:00PM

Received By: Navin Ghodasara

Physically Logged By: Navin Ghodasara

Checklist Completed By: Navin Ghodasara

Carrier Name: Client Drop Off

Chain of Custody (COC) Information

Chain of custody present?	<u>Yes</u>
Chain of custody signed when relinquished and received?	<u>Yes</u>
Chain of custody agrees with sample labels?	<u>Yes</u>
Custody seals intact on sample bottles?	<u>Not Present</u>

Sample Receipt Information

Custody seals intact on shipping container/cooler?	<u>Not Present</u>
Shipping Container/Cooler In Good Condition?	<u>Yes</u>
Samples in proper container/bottle?	<u>Yes</u>
Samples containers intact?	<u>Yes</u>
Sufficient sample volume for indicated test?	<u>Yes</u>

Sample Preservation and Hold Time (HT) Information

All samples received within holding time?	<u>Yes</u>	
Container/Temp Blank temperature in compliance?		Temperature: °C
Water-VOA vials have zero headspace?	<u>No VOA vials submitted</u>	
Water-pH acceptable upon receipt?	<u>N/A</u>	
pH Checked by: na	pH Adjusted by: na	

Comments:

Air samples in Summa canisters received at ambient temperature.



Login Summary Report

Client ID: TL5119 Cornerstone Earth Group

Project Name: 550 Meridian

Project # :

Report Due Date: 11/22/2019

QC Level: II

TAT Requested: 3 Day Std:3

Date Received: 11/19/2019

Time Received: 5:20 pm

Comments:

Work Order # : 1911206

<u>WO Sample ID</u>	<u>Client Sample ID</u>	<u>Collection Date/Time</u>	<u>Matrix</u>	<u>Scheduled Disposal</u>	<u>Sample On Hold</u>	<u>Test On Hold</u>	<u>Requested Tests</u>	<u>Subbed</u>
1911206-001A	IA-3	11/19/19 16:42	Air				VOC_A_TO15SIM	
1911206-002A	OA-1	11/19/19 16:30	Air				VOC_A_TO15SIM	



CHAIN OF CUSTODY

LAB WORK ORDER NO. _____

1911206

Company Name: <u>Cornerstone Earth Gp</u> <input checked="" type="checkbox"/> Env. <input type="checkbox"/> Special			Project #:	PO #:
Address: <u>1259 Oakmead Pkwy</u>			Project Name: <u>550 Meridian</u>	
City: <u>Sunnyvale</u>	State: <u>CA</u>	Zip Code: <u>94085</u>	Comments:	
Telephone: <u>408 245 4600</u> Cell:			SAMPLER: <u>Ross Tinline</u>	Quote #:
REPORT TO: <u>Nicholas Brettnes</u> BILL TO: <u>Same</u>			EMAIL: <u>nbrettnes@cornerstoneearth.com</u>	

TURNAROUND TIME:

SAMPLE TYPE:

REPORT FORMAT:

☐ 10 Work Days ☐ 4 Work Days ☐ 1 Work Day
☐ 7 Work Days ☒ 3 Work Days ☐ Noon - Nxt Day
☐ 5 Work Days ☐ 2 Work Days ☐ 2-8 Hours

☒ Indoor Air
☒ Ambient Air
☐ Soil/Gas Vapor
☐ Other

☐ Level II - Std.
☐ Excel - EDD
☐ EDF ☐ Std.-EDD
☐ QC Level III
☐ QC Level IV

Vac. ("Hg")

 γ ac. ("Hg)

Controller #

1

SIM, Low

SECRET

**ANALYSIS
REQUESTED**[illegible]

1	Relinquished By: <i>[Signature]</i>	Print: ROSS Tinline	Date: 11-19-19	Time: 1720	Received By: <i>[Signature]</i>	Print: NAVIN G	Date: 11-19-19	Time: 1720
2	Relinquished By:	Print:	Date:	Time:	Received By:	Print:	Date:	Time:

Were Samples Received in Good Condition? ☒ Yes ☐ NO Samples on Ice? ☐ Yes ☒ NO Method of Shipment 110 Sample seals intact? ☐ Yes ☐ NO ☒ N/A

NOTE: Samples are discarded by the laboratory 30 days from date of receipt unless other arrangements are made.

Recd. at ambient Temp.
Temp. °C

Log In By: _____ Date: _____ Labeled By: _____ Date: _____

Temp °C

Page 1 of 1 Rev. 1

**APPENDIX C – BUILDING SURVEY FORMS AND SELECTED AIR SAMPLING
PHOTOS**

APPENDIX L - BUILDING SURVEY FORM

Preparer's Name: Ross Timeline Date/Time Prepared: 11-7-19 & 11-8-19
Affiliation: Consultant Phone Number: 650 218 3766

Occupant Information

Occupant Name: _____ Interviewed: ☐ Yes ☐ No
Mailing Address: 550 Meridian Avenue
City: San Jose State: CA Zip Code: _____
Phone: _____ Email: _____

Owner/Landlord Information (Check if same as occupant ☐)

Occupant Name: _____ Interviewed: ☐ Yes ☐ No
Mailing Address: _____
City: _____ State: _____ Zip Code: _____
Phone: _____ Email: _____

Building Type (Check appropriate boxes)

☐ Residential ☐ Residential Duplex ☐ Apartment Building ☐ Mobile Home ☒ Commercial (office)
☐ Commercial (warehouse) ☐ Industrial ☐ Strip Mall ☐ Split Level ☐ Church ☒ School (Future)

Building Characteristics

Approximate Building Age (years): _____ Number of Stories: 3
Approximate Building Area (square feet): 27000 Number of Elevators: 2 with Hydraulic
(1st Floor) Thyssen Hydraulic Equipment
within elevator room including
5 gallon jug of hydraulic fluid
in room, closed door;
note expansion cracks in
slab in room.

Foundation Type (Check appropriate boxes)

☒ Slab-on-Grade ☐ Crawl Space ☐ Basement

Basement Characteristics (Check appropriate boxes)


☐ Dirt Floor ☐ Sealed ☐ Wet Surfaces ☐ Sump Pump ☐ Concrete Cracks ☐ Floor Drains

Factors Influencing Indoor Air Quality

Is there an attached garage?	<input type="checkbox"/> Yes <input checked="" type="checkbox"/> No
Is there smoking in the building?	<input type="checkbox"/> Yes <input checked="" type="checkbox"/> No
Is there new carpet or furniture?	<input type="checkbox"/> Yes <input checked="" type="checkbox"/> No Describe: _____
Have clothes or drapes been recently dry cleaned?	<input type="checkbox"/> Yes <input checked="" type="checkbox"/> No Describe: _____
Has painting or staining been done with the last six months?	<input type="checkbox"/> Yes <input checked="" type="checkbox"/> No Describe: _____
Has the building been recently remodeled?	<input type="checkbox"/> Yes <input checked="" type="checkbox"/> No Describe: _____
Has the building ever had a fire?	<input type="checkbox"/> Yes <input checked="" type="checkbox"/> No
Is there a hobby or craft area in the building?	<input type="checkbox"/> Yes <input checked="" type="checkbox"/> No Describe: _____
Is gun cleaner stored in the building?	<input type="checkbox"/> Yes <input checked="" type="checkbox"/> No
Is there a fuel oil tank on the property?	<input type="checkbox"/> Yes <input checked="" type="checkbox"/> No
Is there a septic tank on the property?	<input type="checkbox"/> Yes <input checked="" type="checkbox"/> No
Has the building been fumigated or sprayed for pests recently?	<input type="checkbox"/> Yes <input type="checkbox"/> No Describe: <u>Unknown; bug traps</u>
Do any building occupants use solvents at work?	<input type="checkbox"/> Yes <input checked="" type="checkbox"/> No Describe: <u>are present.</u>

Sampling Locations

Draw the general floor plan of the building and denote locations of sample collection. Indicate locations of doors, windows, indoor air contaminant sources and field instrument readings.



Primary Type of Energy Used (Check appropriate boxes)

☒ Natural Gas ☐ Fuel Oil ☐ Propane ☒ Electricity ☐ Wood ☐ Kerosene

Meteorological Conditions

11-8-19

Describe the general weather conditions during the indoor air sampling event.

Weather Underground predicts 56-71°F; 1-8 mph wind from NW
Humidity 88% (Foggy in morning) Pressure 30.21" Rising.

General Comments

Provide any other information that may be of importance in understanding the indoor air quality of this building.

Front lobby area open to 2nd floor by above mezzanine (raised ceiling in lobby).
Floor drains present in major bathrooms.

Floor drain for Fire suppression pressure management system in closet
Floor drain in the pump room for the water heater system
Floor sink in the adjacent janitor closet

Many floor drains in W & Men's Shower/Locker Rooms.

Note backup diesel generator located on Harmon Ave side of building
Ventilation system turned off @ 5 PM 11-7-19. Elevation fan still operating.
Front door on lobby left open, but inner doors closed to isolate
Sampling locations. Note: Flow controllers @ IA-3 and OA-1 very slow (perhaps wrongly calibrated).

APPENDIX M – BUILDING SCREENING FORM

Occupant of Building Vacant
Address 550 Meridian Avenue
City San Jose
Field Investigator Ross Tinkler Date 11-7-19

Field Instrument Reading	Measurement Location (Ambient Air, Foundation Opening, or Consumer Product)	If Consumer Product, Potential Volatile Ingredients
	Janitor Closet Contains: (with sink)	
	NABC Nonacid Disinfectant	chlorides.
	Tilelab Grout & Tile Cleaners	
	Appal - oil base stainless steel cleaner Aerosol containing petroleum distillates, acetone, LSC	
	BETCO Floor Cleaners	
	BETCO Liquid Creme Cleaner	Dodecylbenzene.
	BETCO Top Flite Detergent concentrate	
	NeutraClean CleanSource neutral cleaner	
	In addition, Janitor Closet nearby hosts	
	WAXIE Quat 128 disinfectant cleaner	
	BETCO toilet bowl cleaner	Ethoxylated alcohols.
	RENOWN oil based stainless steel cleaner	Petroleum distillates Butane/Propane.
	CREW clinging toilet bowl cleaner	
	WAXIE Metal Shiner for stainless steel	
	Spartan Consume - cleaner odor eliminator	alcohol ethoxylate
	RENOWN Mark Remover	Acetone, Toluene, Butane/Propane, M&K
	BALANCE - Hard surface cleaners	
Comments:	On third floor in closet: Enamel & Acrylic Paint 12x1 gal	
	In office 11012 Armstrong Acoustic Ceiling Finish 815 gal. 5 gal pail.	



GENERAL NOTES

1. ALL WORK SHALL BE PERFORMED IN STRICT ACCORDANCE WITH THE BUILDING OFFICE AND CODE ADMINISTRATORS CODE AND ALL APPLICABLE CODES AND ORDINANCES AS ADOPTED BY THE LOCAL JURISDICTIONS HAVING AUTHORITY. THE GENERAL CONTRACTOR SHALL ARRANGE FOR REQUIRED INSPECTIONS BY AUTHORITIES AT THE PROPER TIME DURING PROGRESS OF THE WORK.
2. THE CONTRACTOR SHALL VERIFY ALL EXISTING CONDITIONS AND ALL DIMENSIONS PRIOR TO THE COMMENCEMENT OF WORK OR RECEIVING OF MATERIAL AND SHALL CONTACT THE ARCHITECT FOR

17. ALL CLOSET DOOR ASSEMBLIES SHALL BE CENTERED ON THE INTERIOR BORN OF THE CLOSET IN WHICH THEY OCCUR, U.O.N.
18. ALL DOORS SHALL BE MOUNTED ON TWO DEGREE HINGES, TYPICAL.
19. ALL GLASS GLAZED DOOR IMPACT SHALL BE SAFETY GLAZED AND SHALL MEET ALL

SHEET NOTES

1. INSTALL CLOSET ROD AND SHELF. INSTALL PER SECTION DETAIL 3 AT SHEET 1-B02.
2. EXTERIOR KEY PAD ACCESS TO BE INSTALLED. COORDINATE WITH CONSULTANT.

550 Meridian, ST.

APPENDIX L - BUILDING SURVEY FORM

Preparer's Name: Ross Tinline Date/Time Prepared: 11-11-19
Affiliation: Consultant Phone Number: 650 218 3766

Occupant Information

Occupant Name: vacant - undergoing Tenant Improvements Interviewed: ☐ Yes ☐ No
Mailing Address: 570 Meridian Avenue
City: San Jose State: CA Zip Code: _____
Phone: _____ Email: _____

Owner/Landlord Information (Check if same as occupant ☐)

Occupant Name: _____ Interviewed: ☐ Yes ☐ No
Mailing Address: _____
City: _____ State: _____ Zip Code: _____
Phone: _____ Email: _____

Building Type (Check appropriate boxes)

☐ Residential ☐ Residential Duplex ☐ Apartment Building ☐ Mobile Home ☒ Commercial (office)
☐ Commercial (warehouse) ☐ Industrial ☐ Strip Mall ☐ Split Level ☐ Church ☒ School (Future)

Building Characteristics

Approximate Building Age (years): _____ Number of Stories: 3
Approximate Building Area (square feet): 26,000 sq ft Number of Elevators: 2
(1st Floor)

Foundation Type (Check appropriate boxes)

☒ Slab-on-Grade ☐ Crawl Space ☐ Basement (cracks)

Basement Characteristics (Check appropriate boxes)

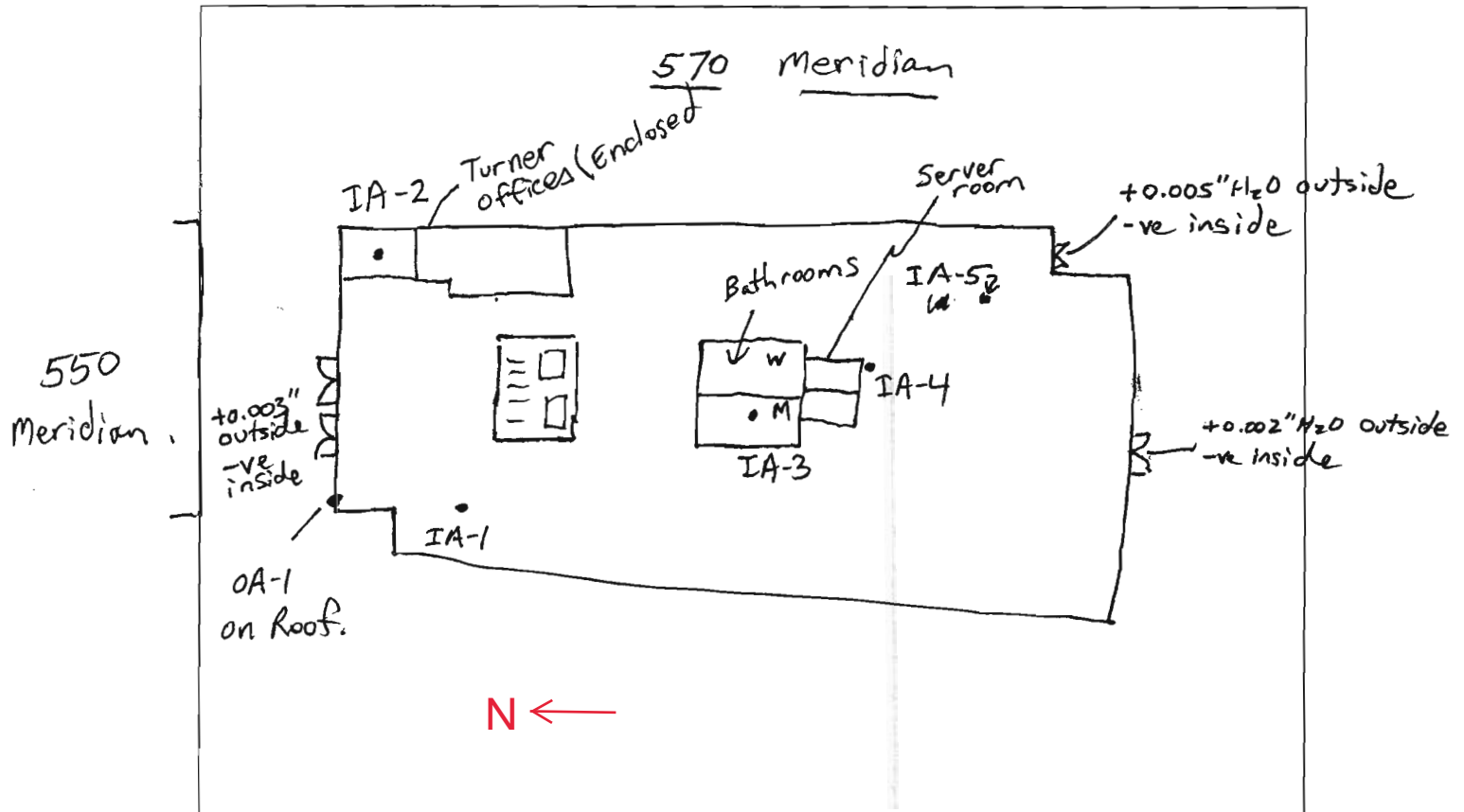
☐ Dirt Floor ☐ Sealed ☐ Wet Surfaces ☐ Sump Pump ☐ Concrete Cracks ☐ Floor Drains

Factors Influencing Indoor Air Quality

Is there an attached garage?	<input type="checkbox"/> Yes <input checked="" type="checkbox"/> No	
Is there smoking in the building?	<input type="checkbox"/> Yes <input checked="" type="checkbox"/> No	
Is there new carpet or furniture?	<input type="checkbox"/> Yes <input checked="" type="checkbox"/> No	Describe: _____
Have clothes or drapes been recently dry cleaned?	<input type="checkbox"/> Yes <input checked="" type="checkbox"/> No	Describe: _____
Has painting or staining been done with the last six months?	<input type="checkbox"/> Yes <input checked="" type="checkbox"/> No	Describe: _____
Has the building been recently remodeled?	<input checked="" type="checkbox"/> Yes <input type="checkbox"/> No	Describe: <u>undergoing structure & wall improvements</u>
Has the building ever had a fire?	<input type="checkbox"/> Yes <input checked="" type="checkbox"/> No	
Is there a hobby or craft area in the building?	<input type="checkbox"/> Yes <input checked="" type="checkbox"/> No	Describe: _____
Is gun cleaner stored in the building?	<input type="checkbox"/> Yes <input checked="" type="checkbox"/> No	
Is there a fuel oil tank on the property?	<input type="checkbox"/> Yes <input checked="" type="checkbox"/> No	
Is there a septic tank on the property?	<input type="checkbox"/> Yes <input checked="" type="checkbox"/> No	
Has the building been fumigated or sprayed for pests recently?	<input type="checkbox"/> Yes <input checked="" type="checkbox"/> No	Describe: _____
Do any building occupants use solvents at work?	<input type="checkbox"/> Yes <input checked="" type="checkbox"/> No	Describe: _____

Sampling Locations

Draw the general floor plan of the building and denote locations of sample collection. Indicate locations of doors, windows, indoor air contaminant sources and field instrument readings.



Primary Type of Energy Used (Check appropriate boxes)

☒ Natural Gas ☐ Fuel Oil ☐ Propane ☒ Electricity ☐ Wood ☐ Kerosene

Meteorological Conditions

Describe the general weather conditions during the indoor air sampling event:

Weather Underground predicts 52-75°F with wind from North & NW @ 1-5 mph; Humidity 66%; Pressure 30.07" Rising.

General Comments

Provide any other information that may be of importance in understanding the indoor air quality of this building.

Bathroom & plumbing currently being constructed over large excavation area near front; covered on Friday with visqueen but not taped to concrete (most of area between elevators and bathrooms). Also 2 footings open for concrete pour south of server room; but visqueen also taped to concrete.

No HVAC operating; ventilation on Friday utilizing Aerospace America Model #9143

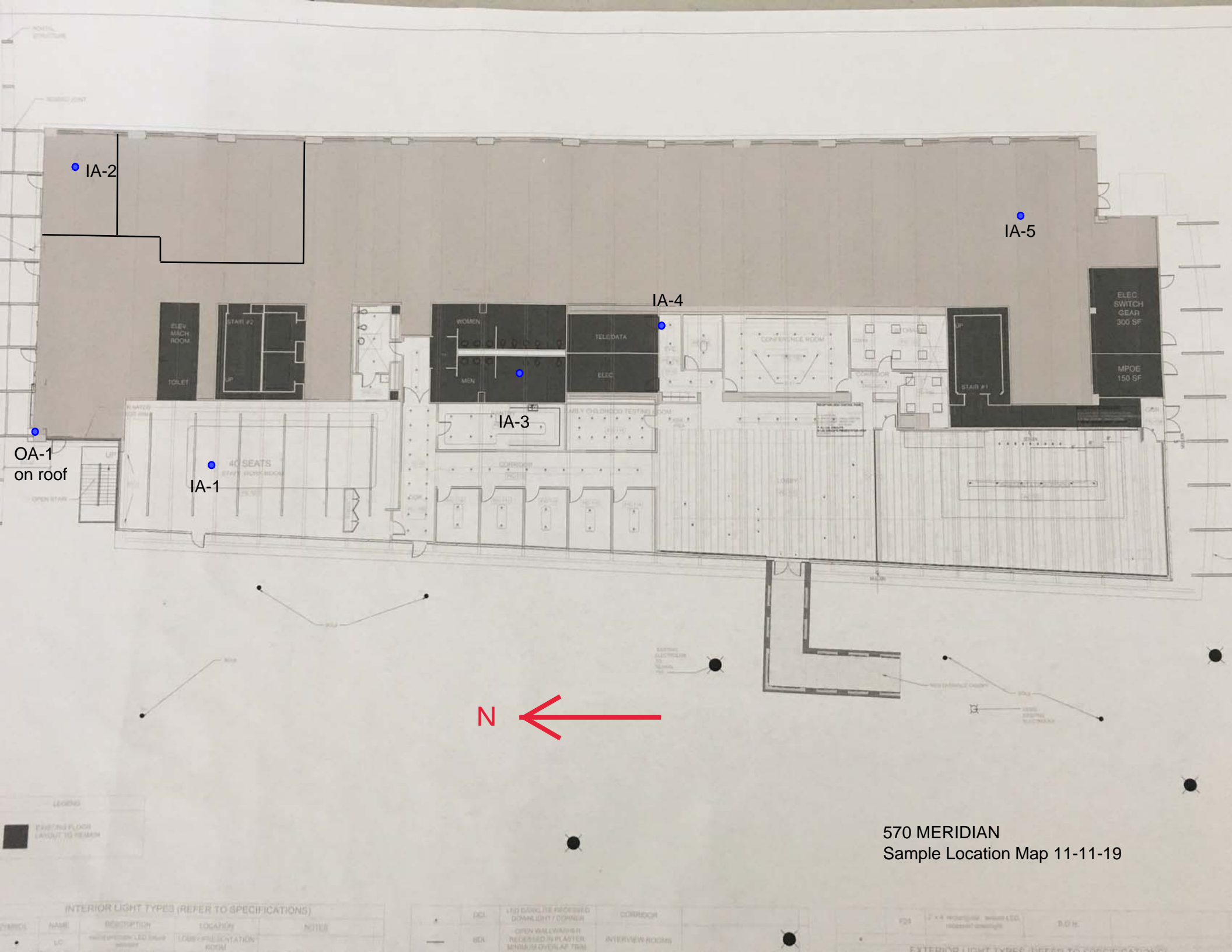
(4) Fans w doors open for 2 Hours. Doors open most of day (Friday)
Note: Diesel Backup generator located near south end of 570 & one to North of 550 Meridian.

APPENDIX M – BUILDING SCREENING FORM

Occupant of Building Vacant
Address 570 Meridian Avenue
City San Jose
Field Investigator Ross Tinline Date 11-11-19

Field Instrument Reading	Measurement Location (Ambient Air, Foundation Opening, or Consumer Product)	If Consumer Product, Potential Volatile Ingredients
Near IA-2	Comex Interior drywall surface equalizer	"Ultra Craft," 5 gal.
	4 gal of paint; enamel, zero VOC latex	
	Wax based floor sweeping compound	
	1 spray can of rustoleum Precision Line marking paint	
	NE along wall from restrooms, 2 x 1/2 gallon	by bathrooms.
	containers of Lacquer Thinner	(Acetone)
	3202 spray bottle of "Goff Off"	
	4 x 1 gal containers of CCWI-181 Water Based Duct Sealer	Hardcoat
	Box of 24 x 300 mL Sikaflex-1A.	

Comments:
Tenant improvements predominantly interior walls & wiring
along with excavation area for bathroom & foundation.



570 MERIDIAN
Sample Location Map 11-11-19

LEGEND
EXISTING FLOOR LAYOUT TO REMAIN

INTERIOR LIGHT TYPES (REFER TO SPECIFICATIONS)				
CHARACTER	NAME	DESCRIPTION	LOCATION	NOTES
•	LC	LED DOWNLIGHT	LOBBY/PRESENTATION ROOM	

CHARACTER	NAME	DESCRIPTION	LOCATION	NOTES
•	DCI	LED DOWNLIGHT	CORRIDOR	
•	BDL	LED DOWNLIGHT	INTERVIEW ROOMS	

CHARACTER	NAME	DESCRIPTION	LOCATION	NOTES
•	ESL	LED DOWNLIGHT	LOBBY/PRESENTATION ROOM	
•	ESL	LED DOWNLIGHT	LOBBY/PRESENTATION ROOM	

IA-1
550 Meridian Avenue



IA-2
550 Meridian Avenue
Men's Restroom



IA-3
550 Meridian Avenue
Server Room



IA-4
550 Meridian Avenue
Shower/Locker Room



IA-5
550 Meridian Avenue
Fire Suppression Management System Floor Drain



OA-1
550 Meridian Avenue



550 Meridian Avenue
Conduits near IA-3 in Server Room



550 Meridian Avenue
Stored Cleaning Products



550 Meridian Avenue
Cleaning Products above Janitor's Floor Sink



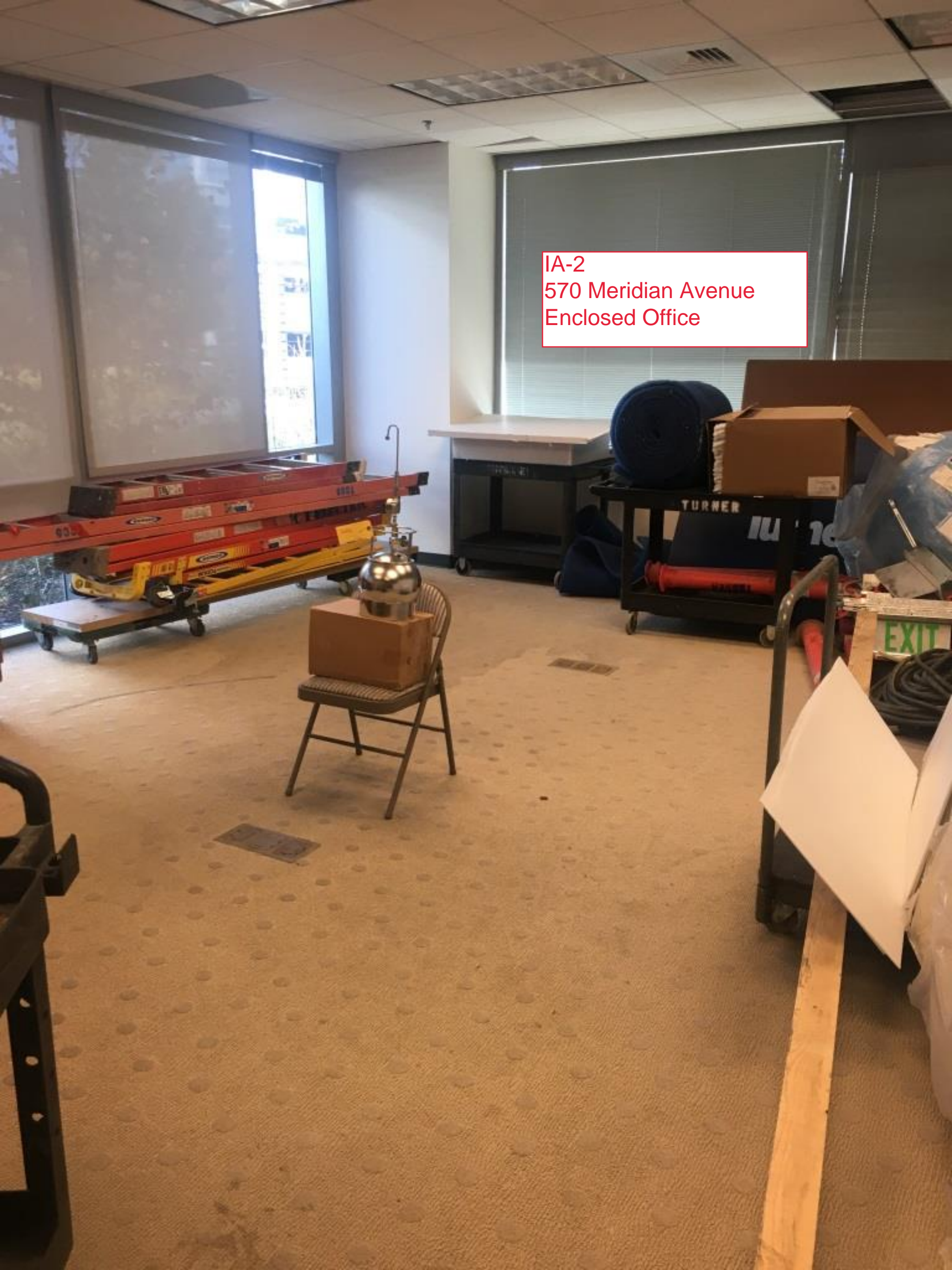
550 Meridian Avenue
Cleaning Products Janitor's Floor Sink



IA-1
570 Meridian Avenue



IA-2
570 Meridian Avenue
Enclosed Office



IA-3
570 Meridian Avenue
Men's Restroom



IA-4
570 Meridian Avenue
Server Room



IA-5
570 Meridian Avenue



OA-1
570 Meridian Avenue
Rooftop



570 Meridian Avenue
Conduits near IA-4
Server Room



570 Meridian Avenue
Tenant Improvement Activities



570 Meridian Avenue
Tenant Improvement Activities



APPENDIX D – PROUCL CALCULATION OUTPUT SHEETS

	A	B	C	D	E	F	G	H	I	J	K	L
1	UCL Statistics for Data Sets with Non-Detects											
2												
3	User Selected Options											
4	Date/Time of Computation			ProUCL 5.112/12/2019 6:25:47 PM								
5	From File			ProUCL Input Worksheet just fill soil.xls								
6	Full Precision			OFF								
7	Confidence Coefficient			95%								
8	Number of Bootstrap Operations			2000								
9												
10												
11	chromium											
12												
13	General Statistics											
14	Total Number of Observations				9		Number of Distinct Observations				9	
15							Number of Missing Observations				0	
16	Minimum				53		Mean				193.6	
17	Maximum				490		Median				130	
18	SD				153		Std. Error of Mean				50.99	
19	Coefficient of Variation				0.79		Skewness				1.286	
20												
21	Note: Sample size is small (e.g., <10), if data are collected using ISM approach, you should use											
22	guidance provided in ITRC Tech Reg Guide on ISM (ITRC, 2012) to compute statistics of interest.											
23	For example, you may want to use Chebyshev UCL to estimate EPC (ITRC, 2012).											
24	Chebyshev UCL can be computed using the Nonparametric and All UCL Options of ProUCL 5.1											
25												
26	Normal GOF Test											
27	Shapiro Wilk Test Statistic				0.826		Shapiro Wilk GOF Test					
28	5% Shapiro Wilk Critical Value				0.829		Data Not Normal at 5% Significance Level					
29	Lilliefors Test Statistic				0.279		Lilliefors GOF Test					
30	5% Lilliefors Critical Value				0.274		Data Not Normal at 5% Significance Level					
31	Data Not Normal at 5% Significance Level											
32												
33	Assuming Normal Distribution											
34	95% Normal UCL					95% UCLs (Adjusted for Skewness)						
35	95% Student's-t UCL				288.4		95% Adjusted-CLT UCL (Chen-1995)				300.8	
36							95% Modified-t UCL (Johnson-1978)				292	
37												
38	Gamma GOF Test											
39	A-D Test Statistic				0.378		Anderson-Darling Gamma GOF Test					
40	5% A-D Critical Value				0.729		Detected data appear Gamma Distributed at 5% Significance Level					
41	K-S Test Statistic				0.215		Kolmogorov-Smirnov Gamma GOF Test					
42	5% K-S Critical Value				0.282		Detected data appear Gamma Distributed at 5% Significance Level					
43	Detected data appear Gamma Distributed at 5% Significance Level											
44												
45	Gamma Statistics											
46	k hat (MLE)				2.116		k star (bias corrected MLE)				1.485	
47	Theta hat (MLE)				91.48		Theta star (bias corrected MLE)				130.4	
48	nu hat (MLE)				38.09		nu star (bias corrected)				26.72	
49	MLE Mean (bias corrected)				193.6		MLE Sd (bias corrected)				158.9	
50							Approximate Chi Square Value (0.05)				15.94	
51	Adjusted Level of Significance				0.0231		Adjusted Chi Square Value				14.21	
52												
53	Assuming Gamma Distribution											
54	95% Approximate Gamma UCL (use when n>=50)				324.5		95% Adjusted Gamma UCL (use when n<50)				364	
55												

	A	B	C	D	E	F	G	H	I	J	K	L
56	Lognormal GOF Test											
57	Shapiro Wilk Test Statistic					0.955	Shapiro Wilk Lognormal GOF Test					
58	5% Shapiro Wilk Critical Value					0.829	Data appear Lognormal at 5% Significance Level					
59	Lilliefors Test Statistic					0.167	Lilliefors Lognormal GOF Test					
60	5% Lilliefors Critical Value					0.274	Data appear Lognormal at 5% Significance Level					
61	Data appear Lognormal at 5% Significance Level											
62												
63	Lognormal Statistics											
64	Minimum of Logged Data					3.97	Mean of logged Data					5.011
65	Maximum of Logged Data					6.194	SD of logged Data					0.747
66												
67	Assuming Lognormal Distribution											
68	95% H-UCL					405.7	90% Chebyshev (MVUE) UCL					337.8
69	95% Chebyshev (MVUE) UCL					404.2	97.5% Chebyshev (MVUE) UCL					496.4
70	99% Chebyshev (MVUE) UCL					677.5						
71												
72	Nonparametric Distribution Free UCL Statistics											
73	Data appear to follow a Discernible Distribution at 5% Significance Level											
74												
75	Nonparametric Distribution Free UCLs											
76	95% CLT UCL					277.4	95% Jackknife UCL					288.4
77	95% Standard Bootstrap UCL					272.7	95% Bootstrap-t UCL					409.7
78	95% Hall's Bootstrap UCL					636.4	95% Percentile Bootstrap UCL					278.9
79	95% BCA Bootstrap UCL					293.3						
80	90% Chebyshev(Mean, Sd) UCL					346.5	95% Chebyshev(Mean, Sd) UCL					415.8
81	97.5% Chebyshev(Mean, Sd) UCL					512	99% Chebyshev(Mean, Sd) UCL					700.9
82												
83	Suggested UCL to Use											
84	95% Adjusted Gamma UCL					364						
85												
86	Note: Suggestions regarding the selection of a 95% UCL are provided to help the user to select the most appropriate 95% UCL.											
87	Recommendations are based upon data size, data distribution, and skewness.											
88	These recommendations are based upon the results of the simulation studies summarized in Singh, Maichle, and Lee (2006).											
89	However, simulations results will not cover all Real World data sets; for additional insight the user may want to consult a statistician.											
90												
91												
92	cobalt											
93												
94	General Statistics											
95	Total Number of Observations					9	Number of Distinct Observations					7
96							Number of Missing Observations					0
97	Minimum					13	Mean					23
98	Maximum					48	Median					19
99	SD					10.22	Std. Error of Mean					3.408
100	Coefficient of Variation					0.444	Skewness					2.15
101												
102	Note: Sample size is small (e.g., <10), if data are collected using ISM approach, you should use											
103	guidance provided in ITRC Tech Reg Guide on ISM (ITRC, 2012) to compute statistics of interest.											
104	For example, you may want to use Chebyshev UCL to estimate EPC (ITRC, 2012).											
105	Chebyshev UCL can be computed using the Nonparametric and All UCL Options of ProUCL 5.1											
106												
107	Normal GOF Test											
108	Shapiro Wilk Test Statistic					0.748	Shapiro Wilk GOF Test					
109	5% Shapiro Wilk Critical Value					0.829	Data Not Normal at 5% Significance Level					
110	Lilliefors Test Statistic					0.282	Lilliefors GOF Test					

	A	B	C	D	E	F	G	H	I	J	K	L	
111	5% Lilliefors Critical Value					0.274	Data Not Normal at 5% Significance Level						
112	Data Not Normal at 5% Significance Level												
113													
114	Assuming Normal Distribution												
115	95% Normal UCL					95% UCLs (Adjusted for Skewness)							
116	95% Student's-t UCL				29.34	95% Adjusted-CLT UCL (Chen-1995)					31.21		
117						95% Modified-t UCL (Johnson-1978)					29.74		
118													
119	Gamma GOF Test												
120	A-D Test Statistic				0.717	Anderson-Darling Gamma GOF Test							
121	5% A-D Critical Value				0.722	Detected data appear Gamma Distributed at 5% Significance Level							
122	K-S Test Statistic				0.267	Kolmogorov-Smirnov Gamma GOF Test							
123	5% K-S Critical Value				0.28	Detected data appear Gamma Distributed at 5% Significance Level							
124	Detected data appear Gamma Distributed at 5% Significance Level												
125													
126	Gamma Statistics												
127	k hat (MLE)				7.623	k star (bias corrected MLE)					5.156		
128	Theta hat (MLE)				3.017	Theta star (bias corrected MLE)					4.461		
129	nu hat (MLE)				137.2	nu star (bias corrected)					92.81		
130	MLE Mean (bias corrected)				23	MLE Sd (bias corrected)					10.13		
131						Approximate Chi Square Value (0.05)					71.59		
132	Adjusted Level of Significance				0.0231	Adjusted Chi Square Value					67.67		
133													
134	Assuming Gamma Distribution												
135	95% Approximate Gamma UCL (use when n>=50)				29.82	95% Adjusted Gamma UCL (use when n<50)					31.54		
136													
137	Lognormal GOF Test												
138	Shapiro Wilk Test Statistic				0.879	Shapiro Wilk Lognormal GOF Test							
139	5% Shapiro Wilk Critical Value				0.829	Data appear Lognormal at 5% Significance Level							
140	Lilliefors Test Statistic				0.245	Lilliefors Lognormal GOF Test							
141	5% Lilliefors Critical Value				0.274	Data appear Lognormal at 5% Significance Level							
142	Data appear Lognormal at 5% Significance Level												
143													
144	Lognormal Statistics												
145	Minimum of Logged Data				2.565	Mean of logged Data					3.068		
146	Maximum of Logged Data				3.871	SD of logged Data					0.366		
147													
148	Assuming Lognormal Distribution												
149	95% H-UCL				30.14	90% Chebyshev (MVUE) UCL					31.24		
150	95% Chebyshev (MVUE) UCL				35.06	97.5% Chebyshev (MVUE) UCL					40.35		
151	99% Chebyshev (MVUE) UCL				50.75								
152													
153	Nonparametric Distribution Free UCL Statistics												
154	Data appear to follow a Discernible Distribution at 5% Significance Level												
155													
156	Nonparametric Distribution Free UCLs												
157	95% CLT UCL				28.6	95% Jackknife UCL					29.34		
158	95% Standard Bootstrap UCL				28.21	95% Bootstrap-t UCL					36.94		
159	95% Hall's Bootstrap UCL				51.98	95% Percentile Bootstrap UCL					28.89		
160	95% BCA Bootstrap UCL				31.11								
161	90% Chebyshev(Mean, Sd) UCL				33.22	95% Chebyshev(Mean, Sd) UCL					37.85		
162	97.5% Chebyshev(Mean, Sd) UCL				44.28	99% Chebyshev(Mean, Sd) UCL					56.9		
163													
164	Suggested UCL to Use												
165	95% Adjusted Gamma UCL				31.54								

	A	B	C	D	E	F	G	H	I	J	K	L
166												
167	Note: Suggestions regarding the selection of a 95% UCL are provided to help the user to select the most appropriate 95% UCL.											
168	Recommendations are based upon data size, data distribution, and skewness.											
169	These recommendations are based upon the results of the simulation studies summarized in Singh, Maichle, and Lee (2006).											
170	However, simulations results will not cover all Real World data sets; for additional insight the user may want to consult a statistician.											
171												
172												
173	nickel											
174												
175	General Statistics											
176	Total Number of Observations				9		Number of Distinct Observations				9	
177							Number of Missing Observations				0	
178	Minimum				68		Mean				273	
179	Maximum				850		Median				190	
180	SD				239.2		Std. Error of Mean				79.74	
181	Coefficient of Variation				0.876		Skewness				2.063	
182												
183	Note: Sample size is small (e.g., <10), if data are collected using ISM approach, you should use											
184	guidance provided in ITRC Tech Reg Guide on ISM (ITRC, 2012) to compute statistics of interest.											
185	For example, you may want to use Chebyshev UCL to estimate EPC (ITRC, 2012).											
186	Chebyshev UCL can be computed using the Nonparametric and All UCL Options of ProUCL 5.1											
187												
188	Normal GOF Test											
189	Shapiro Wilk Test Statistic				0.772		Shapiro Wilk GOF Test					
190	5% Shapiro Wilk Critical Value				0.829		Data Not Normal at 5% Significance Level					
191	Lilliefors Test Statistic				0.254		Lilliefors GOF Test					
192	5% Lilliefors Critical Value				0.274		Data appear Normal at 5% Significance Level					
193	Data appear Approximate Normal at 5% Significance Level											
194												
195	Assuming Normal Distribution											
196	95% Normal UCL					95% UCLs (Adjusted for Skewness)						
197	95% Student's-t UCL				421.3		95% Adjusted-CLT UCL (Chen-1995)				462.7	
198							95% Modified-t UCL (Johnson-1978)				430.4	
199												
200	Gamma GOF Test											
201	A-D Test Statistic				0.325		Anderson-Darling Gamma GOF Test					
202	5% A-D Critical Value				0.73		Detected data appear Gamma Distributed at 5% Significance Level					
203	K-S Test Statistic				0.187		Kolmogorov-Smirnov Gamma GOF Test					
204	5% K-S Critical Value				0.283		Detected data appear Gamma Distributed at 5% Significance Level					
205	Detected data appear Gamma Distributed at 5% Significance Level											
206												
207	Gamma Statistics											
208	k hat (MLE)				1.99		k star (bias corrected MLE)				1.401	
209	Theta hat (MLE)				137.2		Theta star (bias corrected MLE)				194.9	
210	nu hat (MLE)				35.83		nu star (bias corrected)				25.22	
211	MLE Mean (bias corrected)				273		MLE Sd (bias corrected)				230.6	
212						Approximate Chi Square Value (0.05)				14.78		
213	Adjusted Level of Significance				0.0231		Adjusted Chi Square Value				13.12	
214												
215	Assuming Gamma Distribution											
216	95% Approximate Gamma UCL (use when n>=50))				465.8		95% Adjusted Gamma UCL (use when n<50)				524.6	
217												
218	Lognormal GOF Test											
219	Shapiro Wilk Test Statistic				0.973		Shapiro Wilk Lognormal GOF Test					
220	5% Shapiro Wilk Critical Value				0.829		Data appear Lognormal at 5% Significance Level					
