Appendix G

Air Quality Mitigation Plan

Memo

455 Capitol Mall, Suite 300
Sacramento, CA 95814
916.444.7301

Date: June 19, 2020

To: Paul Philley, Joanne Chen, Karen Huss (Sacramento Metropolitan Air Quality Management District)

From: Pat Angell, Dimitri Antoniou, and Hannah Kornfeld (Ascent)

Subject: Air Quality Mitigation Plan for California Northstate University Medical Center Project

1 INTRODUCTION

The California Northstate University (CNU) Medical Center Project (referred to herein as "Project") is a proposed development in Elk Grove, California and encompasses approximately 24 acres. The site is bordered by Elk Grove Boulevard to the north, Interstate 5 to the west, West Taron Drive to the east, and the Laguna Stone Lake subdivision to the south. The Project is subject to the California Environmental Quality Act (CEQA), which requires the preparation of an environmental impact report (EIR). Development of the Project would result in emissions of criteria air pollutants and ozone precursors during both the construction and operational phases. Construction-related impacts would be short-term and associated with the use of heavy-duty equipment. Construction-related emissions are evaluated in the Air Quality Section of the Draft EIR to be released in summer of 2020. Operational emissions would be associated with vehicle trip generation, area sources (e.g., landscaping equipment, consumer products, architectural coatings), and energy use (e.g., natural gas for area heating/cooling and appliances). This Air Quality Mitigation Plan memorandum (AQMP memo) addresses the operational air quality impacts of the Project.

The Project is subject to CEQA review and, as a commenting agency, the Sacramento Metropolitan Air Quality Management District (SMAQMD) assesses whether this project has significant air pollutant impacts. If impacts are significant, then in accordance with SMAQMD guidance, an AQMP is required by SMAQMD to address these significant impacts. This AQMP memo has been prepared to supplement the CEQA analysis. This AQMP specifies the measures that will be applied to address the potentially significant impact of regional ozone precursor emissions of oxides of nitrogen (NO_X) and reactive organic gases (ROG). This AQMP includes a description of the Project and the methodology used to establish both an unmitigated and mitigated emissions scenario. These scenarios are based on Project-specific data, traffic study, and available mitigation. The emissions scenarios are then compared to emission reduction targets and include an explanation of how the target is achieved.

2 PURPOSE OF THE AIR QUALITY MITIGATION PLAN

CEQA requires that EIRs identify and evaluate any significant environmental impacts of a proposed project. A project is determined to have potentially significant air quality impacts under CEQA if construction and/or operational emissions would exceed SMAQMD's established mass emission thresholds for ROG and NO_X. SMAQMD has

established a construction threshold of 85 pounds per day (lb/day) for NO_X and no construction threshold for ROG. Operational thresholds for both ROG and NO_X are 65 lb/day. Operational emissions are evaluated for the full build-out year of the project. Projects that exceed daily operational thresholds of 65 lb/day for ROG or NO_X are considered operationally significant and required to prepare an AQMP (SMAQMD 2017).

An emission reduction target of 15 percent is required of projects that have been included in the most current State Implementation Plan (SIP) and is required for projects in the City under General Plan Policy NR-4-1, and a reduction target of 35 percent is required for projects that have not been included in the current SIP. The Project area was included in the current SIP, and per SMAQMD guidance provided in its response to the Notice of Preparation, the Project would be required to achieve (at a minimum) a 15 percent reduction in operational ozone precursor emissions.

3 PROJECT DESCRIPTION

The CNU Medical Center Campus is a proposed development located along the western boundary of the City of Elk Grove (City) in Sacramento County, just east of Interstate 5. The 24.4-acre Project site consists of 12 parcels owned by CNU. The proposed development includes an expanded pharmacy and medical college (in addition to the existing CNU School of Medicine on the Project site), an acute care hospital with a helistop, an outpatient clinic, a medical office building, two public parking structures with accessory retail, a dormitory, one student parking structure with rooftop sports facilities, a central plant and mechanical yard, public gathering spaces, and surface parking.

The approval of the Project would result in the development of a mix of land uses summarized in Table 1 below.

Table 1 CNU Medical Center Campus Land Use Summary

Proposed Facility	CalEEMod Land Use Type	CalEEMod Size	Total Building Area Square Feet	Number of Levels Above-Ground	Number of Levels Below-Ground	Total Number of Levels
CNU School of Medicine (Existing)	N/A	N/A	109,800	2	0	2
Hospital	Hospital	700,000 sq. ft.	733,290	13	1	14
	Enclosed Parking with Elevator	230 spaces				
Central plant	General Light Industry	22,850 sq. ft.	37,500	3	0	3
	Enclosed Parking with Elevator	80 spaces				
Mechanical yard	Surface Parking Lot	15,500 sq. ft.	15,500	1	0	1
Outpatient clinic	Hospital	168,500 sq. ft.	168,500	4	1	5
	Enclosed Parking with Elevator	170 spaces				
Medical office building	Medical Office Building	100,000 sq. ft.	100,000	5	0	5
Parking garage 1/retail	Unenclosed Parking with Elevator	1,500 spaces	257,000	4	1	5
	Strip Mall	51,400 sq. ft.				
Parking garage 2/retail	Unenclosed Parking with Elevator	1,000 spaces	207,000	4	1	5

Proposed Facility	CalEEMod Land Use Type	CalEEMod Size	Total Building Area Square Feet	Number of Levels Above-Ground	Number of Levels Below-Ground	Total Number of Levels
	Strip Mall	41,400 sq. ft.				
Dormitory/administrative support	Apartments Mid-Rise	150 DU	120,000	5	0	5
	General Office Building	24,000 sq. ft.				
Student parking/sport courts	Enclosed Parking with Elevator	200 spaces	70,000	2[1]	1	2

1. One story above ground, but with sport courts on the roof top.

Notes: N/A = not applicable; CalEEMod = California Emissions Estimator Model; sq. ft. = square feet, DU = dwelling units.

Source. Data provided by Fong & Chan Architects and compiled by Ascent Environmental in 2020.

4 METHODS

All emission estimates and analysis presented in this AQMP memo were conducted based on SMAQMD's AQMP Guidance (SMAQMD 2017) and discussions with SMAQMD staff. Emissions modeling was conducted using the California Emissions Estimator Model (CalEEMod) Version 2016.3.2 (CAPCOA 2016), in accordance with SMAQMD guidance. Emissions estimates included in this AQMP memo include long-term operational emissions of criteria air pollutants and ozone precursors (i.e., ROG, NO_X, respirable particulate matter [PM_{10}] associated with mobile sources [i.e., trip generation] and stationary sources [e.g., area-wide and energy consumption]).

To estimate mobile source emissions, CalEEMod was used in combination with Project-specific traffic data included in the traffic study conducted for the Project (Fehr & Peers 2019) and included as Attachment B. The traffic study includes a description of existing conditions and traffic-related impacts associated with the Project. Specifically, the traffic study included estimates of daily vehicle miles traveled (VMT) and trip generation associated with the existing conditions and existing plus Project conditions. Annual VMT was calculated by multiplying the daily VMT by 347 days to account for holidays and weekends (CARB N.d.:14). CalEEMod uses vehicle emission factors from CARB's EMFAC2014 model. These emission factors were adjusted in accordance with guidance from CARB to account for SAFE Rule Part One (CARB 2019). While a newer version CARB's EMFAC model is available (i.e., EMFAC2017), it has not yet been integrated into CalEEMod. Using EMFAC2017 would result in slightly lower mobile-source emissions due to changes in regulations. The mobile source emissions estimated for the Project are therefore more conservative.

In accordance with SMAQMD guidance for the evaluation of projects where a traffic study has been prepared, CalEEMod is used to estimate the Project's emissions with and without the incorporation of emission reduction measures. The estimation of emissions that does not account for emission reduction measures is referred to as the unmitigated emissions scenario. The estimate that does account for incorporation of emission reduction measures is referred to as the mitigated emissions scenario. The two scenarios are described in further detail below.

5 UNMITIGATED EMISSIONS SCENARIO AND REDUCTION TARGET

To establish the unmitigated emissions scenario, the proposed land uses and their sizes were entered into CalEEMod for the buildout year of 2030. Proposed land uses and unit numbers were based on the Project description. For a complete description of all land uses input into the CalEEMod modeling, refer to Table 1 above. An onsite natural gas boiler would provide heating to Project buildings. The anticipated natural gas consumption was included in the stationary source module of CalEEMod and the anticipated diesel consumption for backup generators was included in the emergency generator module of CalEEMod. Both sources are reported in the energy emissions sector. The unmitigated emissions scenario was also altered to reflect actual Project annual VMT and trip generation for the year 2030.

CalEEMod was run for both the winter and summer seasons for Sacramento County to determine if emissions would exceed SMAQMD-adopted operational thresholds. An annual CalEEMod run was also conducted to establish the AQMP reduction targets for the Project. The anticipated maximum daily and annual emissions are shown below in Tables 2 and 3, respectively. In accordance with SMAQMD recommendations, the emission reduction targets were based on the mobile sector only, not total combined Project emissions. Although SMAQMD-adopted operational thresholds are based on maximum daily emissions, guidance from SMAQMD suggests the use of annual emissions of ROG and NO_X for determining the AQMP reduction target. All modeling files can be found in Attachment A.

Table 2 Maximum Daily Operational Emissions of Ozone Precursors at Full Buildout for the Unmitigated Scenario (2030)

Source	ROG (lb/day)	NO_X (lb/day)
Area[1]	31.2	0.1
Energy[2]	5.3	13.4
Mobile	18.6	91.6
Helicopter[3]	22.1	23.1
Total Maximum Daily Emissions	77.2	128.3
SMAQMD Thresholds of Significance	65	65

Notes: ROG = reactive organic gases; NO_X = oxides of nitrogen; PM_{10} = respirable particulate matter; lb/day = pounds per day; SMAQMD = Sacramento Metropolitan Air Quality Management District.

Totals may not sum exactly because of rounding.

1 Area-source emissions include emissions from landscaping, application of architectural coatings, and consumer products, and are estimated based on default model settings.

2 Energy emissions include emissions associated with natural gas consumption for indoor heating/cooling from onsite boiler.

3 Helicopter emissions were estimated using anticipated jet fuel consumption and emission factors from *Guidance on the Determination of Helicopter Emissions* (Rindlisbacher 2009).

Source: Modeling conducted by Ascent Environmental in 2020.

Table 3 Annual Operational Emissions of Ozone Precursors at Full Buildout for the Unmitigated Scenario (2030) and Ozone Precursor Reduction Targets

Source	ROG (tons/year)	NO_X (tons/year)
Area[1]	5.7	<0.1
Energy[2]	0.5	1.1
Mobile	2.2	11.4
Total Annual Emissions	8.4	12.5
15 Percent Reduction Target[3]	0.3	1.7

Notes: ROG = reactive organic gases; NO_X = oxides of nitrogen; PM_{10} = respirable particulate matter; tons/year = tons per year.

Totals may not sum exactly because of rounding.

1 Area-source emissions include emissions from landscaping, application of architectural coatings, and consumer products, and are estimated based on default model settings.

2 Energy emissions include emissions associated with natural gas consumption for indoor heating/cooling from onsite boiler.

3 A 15 percent mitigation target is required by this project per SMAQMD guidance. The reduction target of 15 percent is calculated based on the total ROG and NO_X emissions from the mobile sector.

Source: Modeling conducted by Ascent Environmental in 2020.

6 MITIGATED EMISSIONS SCENARIO

To establish the mitigated emissions scenario, the unmitigated emissions scenario (as described above) was adjusted to reflect the Project's Traffic Demand Management (TDM) Plan, as required by Mitigation Measure 3.14-1 of the Draft EIR. The TDM Plan includes measures such as transportation marketing services, short-term bicycle parking, long-term bicycle parking, improved access to bike network, showers and locker rooms, on-site café, subsidized transit passes, shuttle bus service, carpooling program, guaranteed ride home, and parking cash-out program. The full TDM Plan and letter of commitment are included in Attachment B.

Table 3 Annual Operational Emissions of Ozone Precursors at Full Buildout for the Mitigated Scenario (2030)

Source	ROG (tons/year)	NO_X (tons/year)
Area	5.7	<0.1
Energy	0.5	1.1
Mobile	1.5	8.0
Total Annual Emissions	7.7	9.1
Reduction Achieved	0.7	3.4
Target Met?	Yes	Yes

Notes: ROG = reactive organic gases; NO_X = oxides of nitrogen; PM_{10} = respirable particulate matter; tons/year = tons per year.

Totals may not sum exactly because of rounding.

Source: Modeling conducted by Ascent Environmental in 2020.

7 CONCLUSION

The implementation of the Project's TDM Plan will exceed the 15 percent emissions reduction target established by SMAQMD. The measures in the TDM Plan will result in a 7 percent and 25 percent Project-wide reduction in long-term operational emissions of ROG and NO_X, respectively, over unmitigated emissions and no further mitigation is warranted. The Project would achieve the reduction targets, based on the Project's mobile source emissions, of 0.3 tons/year for ROG and 1.7 tons/year for NO_X.

8 REFERENCES

California Air Pollution Control Officers Association. 2016. California Emissions Estimator Model Version 2016.3.2.

California Air Resources Board. No date. Climate Change Draft Scoping Plan Measure Documentation Supplement.
Available: https://ww3.arb.ca.gov/cc/scopingplan/document/measure_documentation.pdf. Accessed September 16, 2019.

_____. 2019 (November 20). EMFAC Off-Model Adjustment Factors to Account for the SAFE Vehicle Rule Part One. Available:
https://ww3.arb.ca.gov/msei/emfac_off_model_adjustment_factors_final_draft.pdf. Accessed April 6, 2020.

CAPCOA. *See* California Air Pollution Control Officers Association.

CARB. *See* California Air Resources Board.

Fehr & Peers 2019 (September). Technical Memorandum for the AB 900 Analysis. Prepared for Ascent Environmental. Sacramento, CA.

Rindlisbacher, T. 2009 (March). Guidance on the Determination of Helicopter Emissions. Federal Office of Civil Aviation of the Swiss Confederation.

Attachment A

Modeling Results

Unmitigated CNU Operation with CalEEMod Defaults

Sacramento County, Summer

1.0 Project Characteristics

1.1 Land Usage

Land Uses	Size	Metric	Lot Acreage	Floor Surface Area	Population
General Office Building	24.00	1000sqft	0.55	24,000.00	0
Hospital	596.79	1000sqft	13.70	596,790.00	0
Hospital	103.21	1000sqft	2.37	103,210.00	0
Hospital	168.50	1000sqft	3.87	168,500.00	0
Medical Office Building	100.00	1000sqft	2.30	100,000.00	0
General Light Industry	22.85	1000sqft	0.52	22,850.00	0
Enclosed Parking with Elevator	80.00	Space	0.72	32,000.00	0
Enclosed Parking with Elevator	170.00	Space	1.53	68,000.00	0
Enclosed Parking with Elevator	200.00	Space	1.80	80,000.00	0
Parking Lot	15.50	1000sqft	0.36	15,500.00	0
Unenclosed Parking with Elevator	1,500.00	Space	13.50	600,000.00	0
Unenclosed Parking with Elevator	1,000.00	Space	9.00	400,000.00	0
Apartments Mid Rise	150.00	Dwelling Unit	3.95	150,000.00	401
Strip Mall	51.40	1000sqft	1.18	51,400.00	0
Strip Mall	41.40	1000sqft	0.95	41,400.00	0

1.2 Other Project Characteristics

Urbanization	Urban	**Wind Speed (m/s)**	3.5	**Precipitation Freq (Days)**	58
Climate Zone	6			**Operational Year**	2030
Utility Company	Sacramento Municipal Utility District				

CO2 Intensity (lb/MWhr)	590.31	**CH4 Intensity (lb/MWhr)**	0.029	**N2O Intensity (lb/MWhr)**	0.006

1.3 User Entered Comments & Non-Default Data

Project Characteristics -

Land Use -

Construction Phase - Operation only

Off-road Equipment - Operation only

Off-road Equipment - Operation only

Off-road Equipment - Operation only

Off-road Equipment - Operation only

Off-road Equipment - Operation only

Off-road Equipment - Operation only

Trips and VMT - Operation only

Grading -

Architectural Coating - Operation only

Energy Use - Title 24 values updated to reflect 2019 standard improvements. 30% reduction in electricity for nonresidential and mid-rise residential. Natural gas included in boiler emissions using MMBTU/yr provided by applicant.

Stationary Sources - Emergency Generators and Fire Pumps -

Stationary Sources - Process Boilers -

Vehicle Trips - Mobile sources modeled separately

Table Name	Column Name	Default Value	New Value
tblArchitecturalCoating	ConstArea_Nonresidential_Exterior	554,075.00	0.00
tblArchitecturalCoating	ConstArea_Nonresidential_Interior	1,662,225.00	0.00
tblArchitecturalCoating	ConstArea_Parking	71,730.00	0.00
tblArchitecturalCoating	ConstArea_Residential_Exterior	101,250.00	0.00
tblArchitecturalCoating	ConstArea_Residential_Interior	303,750.00	0.00

tblEnergyUse	NT24NG	2,687.00	0.00
tblEnergyUse	NT24NG	12.42	0.00
tblEnergyUse	NT24NG	0.68	0.00
tblEnergyUse	NT24NG	9.61	0.00
tblEnergyUse	NT24NG	0.68	0.00
tblEnergyUse	NT24NG	0.93	0.00
tblEnergyUse	T24E	460.92	322.64
tblEnergyUse	T24E	3.92	2.74
tblEnergyUse	T24E	3.41	2.39
tblEnergyUse	T24E	4.98	3.49
tblEnergyUse	T24E	9.18	6.43
tblEnergyUse	T24E	4.98	3.49
tblEnergyUse	T24E	3.26	2.28
tblEnergyUse	T24NG	7,061.10	0.00
tblEnergyUse	T24NG	23.39	0.00
tblEnergyUse	T24NG	12.42	0.00
tblEnergyUse	T24NG	57.91	0.00
tblEnergyUse	T24NG	12.42	0.00
tblEnergyUse	T24NG	4.49	0.00
tblOffRoadEquipment	OffRoadEquipmentUnitAmount	1.00	0.00
tblOffRoadEquipment	OffRoadEquipmentUnitAmount	1.00	0.00
tblOffRoadEquipment	OffRoadEquipmentUnitAmount	1.00	0.00
tblOffRoadEquipment	OffRoadEquipmentUnitAmount	3.00	0.00
tblOffRoadEquipment	OffRoadEquipmentUnitAmount	2.00	0.00
tblOffRoadEquipment	OffRoadEquipmentUnitAmount	3.00	0.00
tblOffRoadEquipment	OffRoadEquipmentUnitAmount	1.00	0.00
tblOffRoadEquipment	OffRoadEquipmentUnitAmount	1.00	0.00

tblOffRoadEquipment	OffRoadEquipmentUnitAmount	2.00	0.00
tblOffRoadEquipment	OffRoadEquipmentUnitAmount	2.00	0.00
tblOffRoadEquipment	OffRoadEquipmentUnitAmount	2.00	0.00
tblOffRoadEquipment	OffRoadEquipmentUnitAmount	2.00	0.00
tblOffRoadEquipment	OffRoadEquipmentUnitAmount	1.00	0.00
tblOffRoadEquipment	OffRoadEquipmentUnitAmount	3.00	0.00
tblOffRoadEquipment	OffRoadEquipmentUnitAmount	2.00	0.00
tblOffRoadEquipment	OffRoadEquipmentUnitAmount	3.00	0.00
tblOffRoadEquipment	OffRoadEquipmentUnitAmount	2.00	0.00
tblOffRoadEquipment	OffRoadEquipmentUnitAmount	4.00	0.00
tblOffRoadEquipment	OffRoadEquipmentUnitAmount	1.00	0.00
tblStationaryBoilersUse	AnnualHeatInput	0.00	118,924.00
tblStationaryBoilersUse	BoilerRatingValue	0.00	13.58
tblStationaryBoilersUse	DailyHeatInput	0.00	325.82
tblStationaryBoilersUse	NumberOfEquipment	0.00	1.00
tblStationaryGeneratorsPumpsUse	HoursPerYear	0.00	96.00
tblStationaryGeneratorsPumpsUse	NumberOfEquipment	0.00	4.00
tblTripsAndVMT	VendorTripNumber	394.00	0.00
tblTripsAndVMT	WorkerTripNumber	967.00	0.00
tblTripsAndVMT	WorkerTripNumber	193.00	0.00
tblVehicleTrips	ST_TR	6.39	0.00
tblVehicleTrips	ST_TR	1.32	0.00
tblVehicleTrips	ST_TR	2.46	0.00
tblVehicleTrips	ST_TR	10.18	0.00
tblVehicleTrips	ST_TR	8.96	0.00
tblVehicleTrips	ST_TR	42.04	0.00
tblVehicleTrips	SU_TR	5.86	0.00

tblVehicleTrips	SU_TR	0.68	0.00
tblVehicleTrips	SU_TR	1.05	0.00
tblVehicleTrips	SU_TR	8.91	0.00
tblVehicleTrips	SU_TR	1.55	0.00
tblVehicleTrips	SU_TR	20.43	0.00
tblVehicleTrips	WD_TR	6.65	0.00
tblVehicleTrips	WD_TR	6.97	0.00
tblVehicleTrips	WD_TR	11.03	0.00
tblVehicleTrips	WD_TR	13.22	0.00
tblVehicleTrips	WD_TR	36.13	0.00
tblVehicleTrips	WD_TR	44.32	0.00

2.0 Emissions Summary

2.1 Overall Construction (Maximum Daily Emission)

Unmitigated Construction

	ROG	NOx	CO	SO2	Fugitive PM10	Exhaust PM10	PM10 Total	Fugitive PM2.5	Exhaust PM2.5	PM2.5 Total	Bio- CO2	NBio- CO2	Total CO2	CH4	N2O	CO2e
Year	lb/day										lb/day					
2020	0.0000	0.0000	0.0000	0.0000	0.0000	0.0000	0.0000	0.0000	0.0000	0.0000	0.0000	0.0000	0.0000	0.0000	0.0000	0.0000
2021	0.0000	0.0000	0.0000	0.0000	0.0000	0.0000	0.0000	0.0000	0.0000	0.0000	0.0000	0.0000	0.0000	0.0000	0.0000	0.0000
2022	0.0000	0.0000	0.0000	0.0000	0.0000	0.0000	0.0000	0.0000	0.0000	0.0000	0.0000	0.0000	0.0000	0.0000	0.0000	0.0000
2023	0.0000	0.0000	0.0000	0.0000	0.0000	0.0000	0.0000	0.0000	0.0000	0.0000	0.0000	0.0000	0.0000	0.0000	0.0000	0.0000
2024	0.0000	0.0000	0.0000	0.0000	0.0000	0.0000	0.0000	0.0000	0.0000	0.0000	0.0000	0.0000	0.0000	0.0000	0.0000	0.0000
2025	0.0126	0.0000	0.0000	0.0000	0.0000	0.0000	0.0000	0.0000	0.0000	0.0000	0.0000	0.0000	0.0000	0.0000	0.0000	0.0000
Maximum	**0.0126**	**0.0000**	**0.0000**	**0.0000**	**0.0000**	**0.0000**	**0.0000**	**0.0000**	**0.0000**	**0.0000**	**0.0000**	**0.0000**	**0.0000**	**0.0000**	**0.0000**	**0.0000**

2.1 Overall Construction (Maximum Daily Emission)

Mitigated Construction

	ROG	NOx	CO	SO2	Fugitive PM10	Exhaust PM10	PM10 Total	Fugitive PM2.5	Exhaust PM2.5	PM2.5 Total	Bio- CO2	NBio- CO2	Total CO2	CH4	N2O	CO2e
Year	lb/day										lb/day					
2020	0.0000	0.0000	0.0000	0.0000	0.0000	0.0000	0.0000	0.0000	0.0000	0.0000	0.0000	0.0000	0.0000	0.0000	0.0000	0.0000
2021	0.0000	0.0000	0.0000	0.0000	0.0000	0.0000	0.0000	0.0000	0.0000	0.0000	0.0000	0.0000	0.0000	0.0000	0.0000	0.0000
2022	0.0000	0.0000	0.0000	0.0000	0.0000	0.0000	0.0000	0.0000	0.0000	0.0000	0.0000	0.0000	0.0000	0.0000	0.0000	0.0000
2023	0.0000	0.0000	0.0000	0.0000	0.0000	0.0000	0.0000	0.0000	0.0000	0.0000	0.0000	0.0000	0.0000	0.0000	0.0000	0.0000
2024	0.0000	0.0000	0.0000	0.0000	0.0000	0.0000	0.0000	0.0000	0.0000	0.0000	0.0000	0.0000	0.0000	0.0000	0.0000	0.0000
2025	0.0126	0.0000	0.0000	0.0000	0.0000	0.0000	0.0000	0.0000	0.0000	0.0000	0.0000	0.0000	0.0000	0.0000	0.0000	0.0000
Maximum	**0.0126**	**0.0000**	**0.0000**	**0.0000**	**0.0000**	**0.0000**	**0.0000**	**0.0000**	**0.0000**	**0.0000**	**0.0000**	**0.0000**	**0.0000**	**0.0000**	**0.0000**	**0.0000**

	ROG	**NOx**	**CO**	**SO2**	**Fugitive PM10**	**Exhaust PM10**	**PM10 Total**	**Fugitive PM2.5**	**Exhaust PM2.5**	**PM2.5 Total**	**Bio- CO2**	**NBio-CO2**	**Total CO2**	**CH4**	**N20**	**CO2e**
Percent Reduction	**0.00**	**0.00**	**0.00**	**0.00**	**0.00**	**0.00**	**0.00**	**0.00**	**0.00**	**0.00**	**0.00**	**0.00**	**0.00**	**0.00**	**0.00**	**0.00**

2.2 Overall Operational

Unmitigated Operational

	ROG	NOx	CO	SO2	Fugitive PM10	Exhaust PM10	PM10 Total	Fugitive PM2.5	Exhaust PM2.5	PM2.5 Total	Bio- CO2	NBio- CO2	Total CO2	CH4	N2O	CO2e
Category	lb/day										lb/day					
Area	31.1747	0.1460	12.7563	6.8000e-004		0.0701	0.0701		0.0701	0.0701	0.0000	23.1744	23.1744	0.0235	0.0000	23.7626
Energy	0.0000	0.0000	0.0000	0.0000		0.0000	0.0000		0.0000	0.0000		0.0000	0.0000	0.0000	0.0000	0.0000
Mobile	0.0000	0.0000	0.0000	0.0000	0.0000	0.0000	0.0000	0.0000	0.0000	0.0000		0.0000	0.0000	0.0000		0.0000
Stationary	5.2749	13.4180	40.2761	0.2086		2.9453	2.9453		2.9453	2.9453		40,132.3277	40,132.3277	0.9871		40,157.0041
Total	**36.4496**	**13.5640**	**53.0324**	**0.2093**	**0.0000**	**3.0154**	**3.0154**	**0.0000**	**3.0154**	**3.0154**	**0.0000**	**40,155.5021**	**40,155.5021**	**1.0106**	**0.0000**	**40,180.7667**

2.2 Overall Operational

Mitigated Operational

	ROG	NOx	CO	SO2	Fugitive PM10	Exhaust PM10	PM10 Total	Fugitive PM2.5	Exhaust PM2.5	PM2.5 Total	Bio- CO2	NBio- CO2	Total CO2	CH4	N2O	CO2e
Category	lb/day										lb/day					
Area	31.1747	0.1460	12.7563	6.8000e-004		0.0701	0.0701		0.0701	0.0701	0.0000	23.1744	23.1744	0.0235	0.0000	23.7626
Energy	0.0000	0.0000	0.0000	0.0000		0.0000	0.0000		0.0000	0.0000		0.0000	0.0000	0.0000	0.0000	0.0000
Mobile	0.0000	0.0000	0.0000	0.0000	0.0000	0.0000	0.0000	0.0000	0.0000	0.0000		0.0000	0.0000	0.0000		0.0000
Stationary	5.2749	13.4180	40.2761	0.2086		2.9453	2.9453		2.9453	2.9453		40,132.3277	40,132.3277	0.9871		40,157.0041
Total	**36.4496**	**13.5640**	**53.0324**	**0.2093**	**0.0000**	**3.0154**	**3.0154**	**0.0000**	**3.0154**	**3.0154**	**0.0000**	**40,155.5021**	**40,155.5021**	**1.0106**	**0.0000**	**40,180.7667**

	ROG	NOx	CO	SO2	Fugitive PM10	Exhaust PM10	PM10 Total	Fugitive PM2.5	Exhaust PM2.5	PM2.5 Total	Bio- CO2	NBio-CO2	Total CO2	CH4	N20	CO2e
Percent Reduction	**0.00**	**0.00**	**0.00**	**0.00**	**0.00**	**0.00**	**0.00**	**0.00**	**0.00**	**0.00**	**0.00**	**0.00**	**0.00**	**0.00**	**0.00**	**0.00**

3.0 Construction Detail

Construction Phase

Unmitigated CNU Operation with CalEEMod Defaults - Sacramento County, Summer

Phase Number	Phase Name	Phase Type	Start Date	End Date	Num Days Week	Num Days	Phase Description
1	Demolition	Demolition	3/10/2020	6/15/2020	5	70	
2	Site Preparation	Site Preparation	6/16/2020	8/10/2020	5	40	
3	Grading	Grading	8/11/2020	1/11/2021	5	110	
4	Building Construction	Building Construction	1/12/2021	4/14/2025	5	1110	
5	Paving	Paving	4/15/2025	7/28/2025	5	75	
6	Architectural Coating	Architectural Coating	7/29/2025	11/10/2025	5	75	

Acres of Grading (Site Preparation Phase): 0

Acres of Grading (Grading Phase): 0

Acres of Paving: 26.91

Residential Indoor: 0; Residential Outdoor: 0; Non-Residential Indoor: 0; Non-Residential Outdoor: 0; Striped Parking Area: 0 (Architectural Coating – sqft)

OffRoad Equipment

Unmitigated CNU Operation with CalEEMod Defaults - Sacramento County, Summer

Phase Name	Offroad Equipment Type	Amount	Usage Hours	Horse Power	Load Factor
Demolition	Concrete/Industrial Saws	0	8.00	81	0.73
Demolition	Excavators	0	8.00	158	0.38
Demolition	Rubber Tired Dozers	0	8.00	247	0.40
Site Preparation	Rubber Tired Dozers	0	8.00	247	0.40
Site Preparation	Tractors/Loaders/Backhoes	0	8.00	97	0.37
Grading	Excavators	0	8.00	158	0.38
Grading	Graders	0	8.00	187	0.41
Grading	Rubber Tired Dozers	0	8.00	247	0.40
Grading	Scrapers	0	8.00	367	0.48
Grading	Tractors/Loaders/Backhoes	0	8.00	97	0.37
Building Construction	Cranes	0	7.00	231	0.29
Building Construction	Forklifts	0	8.00	89	0.20
Building Construction	Generator Sets	0	8.00	84	0.74
Building Construction	Tractors/Loaders/Backhoes	0	7.00	97	0.37
Building Construction	Welders	0	8.00	46	0.45
Paving	Pavers	0	8.00	130	0.42
Paving	Paving Equipment	0	8.00	132	0.36
Paving	Rollers	0	8.00	80	0.38
Architectural Coating	Air Compressors	0	6.00	78	0.48

Trips and VMT

Phase Name	Offroad Equipment Count	Worker Trip Number	Vendor Trip Number	Hauling Trip Number	Worker Trip Length	Vendor Trip Length	Hauling Trip Length	Worker Vehicle Class	Vendor Vehicle Class	Hauling Vehicle Class
Demolition	0	0.00	0.00	0.00	10.00	6.50	20.00	LD_Mix	HDT_Mix	HHDT
Site Preparation	0	0.00	0.00	0.00	10.00	6.50	20.00	LD_Mix	HDT_Mix	HHDT
Grading	0	0.00	0.00	0.00	10.00	6.50	20.00	LD_Mix	HDT_Mix	HHDT
Building Construction	0	0.00	0.00	0.00	10.00	6.50	20.00	LD_Mix	HDT_Mix	HHDT
Paving	0	0.00	0.00	0.00	10.00	6.50	20.00	LD_Mix	HDT_Mix	HHDT
Architectural Coating	0	0.00	0.00	0.00	10.00	6.50	20.00	LD_Mix	HDT_Mix	HHDT

3.1 Mitigation Measures Construction

3.2 Demolition - 2020

Unmitigated Construction On-Site

	ROG	NOx	CO	SO2	Fugitive PM10	Exhaust PM10	PM10 Total	Fugitive PM2.5	Exhaust PM2.5	PM2.5 Total	Bio- CO2	NBio- CO2	Total CO2	CH4	N2O	CO2e
Category	lb/day										lb/day					
Off-Road	0.0000	0.0000	0.0000	0.0000		0.0000	0.0000		0.0000	0.0000		0.0000	0.0000	0.0000		0.0000
Total	**0.0000**	**0.0000**	**0.0000**	**0.0000**		**0.0000**	**0.0000**		**0.0000**	**0.0000**		**0.0000**	**0.0000**	**0.0000**		**0.0000**

3.2 Demolition - 2020

Unmitigated Construction Off-Site

	ROG	NOx	CO	SO2	Fugitive PM10	Exhaust PM10	PM10 Total	Fugitive PM2.5	Exhaust PM2.5	PM2.5 Total	Bio- CO2	NBio- CO2	Total CO2	CH4	N2O	CO2e
Category	lb/day										lb/day					
Hauling	0.0000	0.0000	0.0000	0.0000	0.0000	0.0000	0.0000	0.0000	0.0000	0.0000		0.0000	0.0000	0.0000		0.0000
Vendor	0.0000	0.0000	0.0000	0.0000	0.0000	0.0000	0.0000	0.0000	0.0000	0.0000		0.0000	0.0000	0.0000		0.0000
Worker	0.0000	0.0000	0.0000	0.0000	0.0000	0.0000	0.0000	0.0000	0.0000	0.0000		0.0000	0.0000	0.0000		0.0000
Total	**0.0000**	**0.0000**	**0.0000**	**0.0000**	**0.0000**	**0.0000**	**0.0000**	**0.0000**	**0.0000**	**0.0000**		**0.0000**	**0.0000**	**0.0000**		**0.0000**

Mitigated Construction On-Site

	ROG	NOx	CO	SO2	Fugitive PM10	Exhaust PM10	PM10 Total	Fugitive PM2.5	Exhaust PM2.5	PM2.5 Total	Bio- CO2	NBio- CO2	Total CO2	CH4	N2O	CO2e
Category	lb/day										lb/day					
Off-Road	0.0000	0.0000	0.0000	0.0000		0.0000	0.0000		0.0000	0.0000	0.0000	0.0000	0.0000	0.0000		0.0000
Total	**0.0000**	**0.0000**	**0.0000**	**0.0000**		**0.0000**	**0.0000**		**0.0000**	**0.0000**	**0.0000**	**0.0000**	**0.0000**	**0.0000**		**0.0000**

3.2 Demolition - 2020

Mitigated Construction Off-Site

	ROG	NOx	CO	SO2	Fugitive PM10	Exhaust PM10	PM10 Total	Fugitive PM2.5	Exhaust PM2.5	PM2.5 Total	Bio- CO2	NBio- CO2	Total CO2	CH4	N2O	CO2e
Category	lb/day										lb/day					
Hauling	0.0000	0.0000	0.0000	0.0000	0.0000	0.0000	0.0000	0.0000	0.0000	0.0000		0.0000	0.0000	0.0000		0.0000
Vendor	0.0000	0.0000	0.0000	0.0000	0.0000	0.0000	0.0000	0.0000	0.0000	0.0000		0.0000	0.0000	0.0000		0.0000
Worker	0.0000	0.0000	0.0000	0.0000	0.0000	0.0000	0.0000	0.0000	0.0000	0.0000		0.0000	0.0000	0.0000		0.0000
Total	**0.0000**	**0.0000**	**0.0000**	**0.0000**	**0.0000**	**0.0000**	**0.0000**	**0.0000**	**0.0000**	**0.0000**		**0.0000**	**0.0000**	**0.0000**		**0.0000**

3.3 Site Preparation - 2020

Unmitigated Construction On-Site

	ROG	NOx	CO	SO2	Fugitive PM10	Exhaust PM10	PM10 Total	Fugitive PM2.5	Exhaust PM2.5	PM2.5 Total	Bio- CO2	NBio- CO2	Total CO2	CH4	N2O	CO2e
Category	lb/day										lb/day					
Fugitive Dust					0.0000	0.0000	0.0000	0.0000	0.0000	0.0000			0.0000			0.0000
Off-Road	0.0000	0.0000	0.0000	0.0000		0.0000	0.0000		0.0000	0.0000		0.0000	0.0000	0.0000		0.0000
Total	**0.0000**	**0.0000**	**0.0000**	**0.0000**	**0.0000**	**0.0000**	**0.0000**	**0.0000**	**0.0000**	**0.0000**		**0.0000**	**0.0000**	**0.0000**		**0.0000**

3.3 Site Preparation - 2020

Unmitigated Construction Off-Site

	ROG	NOx	CO	SO2	Fugitive PM10	Exhaust PM10	PM10 Total	Fugitive PM2.5	Exhaust PM2.5	PM2.5 Total	Bio- CO2	NBio- CO2	Total CO2	CH4	N2O	CO2e
Category	lb/day										lb/day					
Hauling	0.0000	0.0000	0.0000	0.0000	0.0000	0.0000	0.0000	0.0000	0.0000	0.0000		0.0000	0.0000	0.0000		0.0000
Vendor	0.0000	0.0000	0.0000	0.0000	0.0000	0.0000	0.0000	0.0000	0.0000	0.0000		0.0000	0.0000	0.0000		0.0000
Worker	0.0000	0.0000	0.0000	0.0000	0.0000	0.0000	0.0000	0.0000	0.0000	0.0000		0.0000	0.0000	0.0000		0.0000
Total	**0.0000**	**0.0000**	**0.0000**	**0.0000**	**0.0000**	**0.0000**	**0.0000**	**0.0000**	**0.0000**	**0.0000**		**0.0000**	**0.0000**	**0.0000**		**0.0000**

Mitigated Construction On-Site

	ROG	NOx	CO	SO2	Fugitive PM10	Exhaust PM10	PM10 Total	Fugitive PM2.5	Exhaust PM2.5	PM2.5 Total	Bio- CO2	NBio- CO2	Total CO2	CH4	N2O	CO2e
Category	lb/day										lb/day					
Fugitive Dust					0.0000	0.0000	0.0000	0.0000	0.0000	0.0000			0.0000			0.0000
Off-Road	0.0000	0.0000	0.0000	0.0000		0.0000	0.0000		0.0000	0.0000	0.0000	0.0000	0.0000	0.0000		0.0000
Total	**0.0000**	**0.0000**	**0.0000**	**0.0000**	**0.0000**	**0.0000**	**0.0000**	**0.0000**	**0.0000**	**0.0000**	**0.0000**	**0.0000**	**0.0000**	**0.0000**		**0.0000**

3.3 Site Preparation - 2020

Mitigated Construction Off-Site

	ROG	NOx	CO	SO2	Fugitive PM10	Exhaust PM10	PM10 Total	Fugitive PM2.5	Exhaust PM2.5	PM2.5 Total	Bio- CO2	NBio- CO2	Total CO2	CH4	N2O	CO2e
Category	lb/day										lb/day					
Hauling	0.0000	0.0000	0.0000	0.0000	0.0000	0.0000	0.0000	0.0000	0.0000	0.0000		0.0000	0.0000	0.0000		0.0000
Vendor	0.0000	0.0000	0.0000	0.0000	0.0000	0.0000	0.0000	0.0000	0.0000	0.0000		0.0000	0.0000	0.0000		0.0000
Worker	0.0000	0.0000	0.0000	0.0000	0.0000	0.0000	0.0000	0.0000	0.0000	0.0000		0.0000	0.0000	0.0000		0.0000
Total	**0.0000**	**0.0000**	**0.0000**	**0.0000**	**0.0000**	**0.0000**	**0.0000**	**0.0000**	**0.0000**	**0.0000**		**0.0000**	**0.0000**	**0.0000**		**0.0000**

3.4 Grading - 2020

Unmitigated Construction On-Site

	ROG	NOx	CO	SO2	Fugitive PM10	Exhaust PM10	PM10 Total	Fugitive PM2.5	Exhaust PM2.5	PM2.5 Total	Bio- CO2	NBio- CO2	Total CO2	CH4	N2O	CO2e
Category	lb/day										lb/day					
Fugitive Dust					0.0000	0.0000	0.0000	0.0000	0.0000	0.0000			0.0000			0.0000
Off-Road	0.0000	0.0000	0.0000	0.0000		0.0000	0.0000		0.0000	0.0000		0.0000	0.0000	0.0000		0.0000
Total	**0.0000**	**0.0000**	**0.0000**	**0.0000**	**0.0000**	**0.0000**	**0.0000**	**0.0000**	**0.0000**	**0.0000**		**0.0000**	**0.0000**	**0.0000**		**0.0000**

3.4 Grading - 2020

Unmitigated Construction Off-Site

	ROG	NOx	CO	SO2	Fugitive PM10	Exhaust PM10	PM10 Total	Fugitive PM2.5	Exhaust PM2.5	PM2.5 Total	Bio- CO2	NBio- CO2	Total CO2	CH4	N2O	CO2e
Category	lb/day										lb/day					
Hauling	0.0000	0.0000	0.0000	0.0000	0.0000	0.0000	0.0000	0.0000	0.0000	0.0000		0.0000	0.0000	0.0000		0.0000
Vendor	0.0000	0.0000	0.0000	0.0000	0.0000	0.0000	0.0000	0.0000	0.0000	0.0000		0.0000	0.0000	0.0000		0.0000
Worker	0.0000	0.0000	0.0000	0.0000	0.0000	0.0000	0.0000	0.0000	0.0000	0.0000		0.0000	0.0000	0.0000		0.0000
Total	**0.0000**	**0.0000**	**0.0000**	**0.0000**	**0.0000**	**0.0000**	**0.0000**	**0.0000**	**0.0000**	**0.0000**		**0.0000**	**0.0000**	**0.0000**		**0.0000**

Mitigated Construction On-Site

	ROG	NOx	CO	SO2	Fugitive PM10	Exhaust PM10	PM10 Total	Fugitive PM2.5	Exhaust PM2.5	PM2.5 Total	Bio- CO2	NBio- CO2	Total CO2	CH4	N2O	CO2e
Category	lb/day										lb/day					
Fugitive Dust					0.0000	0.0000	0.0000	0.0000	0.0000	0.0000			0.0000			0.0000
Off-Road	0.0000	0.0000	0.0000	0.0000		0.0000	0.0000		0.0000	0.0000	0.0000	0.0000	0.0000	0.0000		0.0000
Total	**0.0000**	**0.0000**	**0.0000**	**0.0000**	**0.0000**	**0.0000**	**0.0000**	**0.0000**	**0.0000**	**0.0000**	**0.0000**	**0.0000**	**0.0000**	**0.0000**		**0.0000**

3.4 Grading - 2020

Mitigated Construction Off-Site

	ROG	NOx	CO	SO2	Fugitive PM10	Exhaust PM10	PM10 Total	Fugitive PM2.5	Exhaust PM2.5	PM2.5 Total	Bio- CO2	NBio- CO2	Total CO2	CH4	N2O	CO2e
Category	lb/day										lb/day					
Hauling	0.0000	0.0000	0.0000	0.0000	0.0000	0.0000	0.0000	0.0000	0.0000	0.0000		0.0000	0.0000	0.0000		0.0000
Vendor	0.0000	0.0000	0.0000	0.0000	0.0000	0.0000	0.0000	0.0000	0.0000	0.0000		0.0000	0.0000	0.0000		0.0000
Worker	0.0000	0.0000	0.0000	0.0000	0.0000	0.0000	0.0000	0.0000	0.0000	0.0000		0.0000	0.0000	0.0000		0.0000
Total	**0.0000**	**0.0000**	**0.0000**	**0.0000**	**0.0000**	**0.0000**	**0.0000**	**0.0000**	**0.0000**	**0.0000**		**0.0000**	**0.0000**	**0.0000**		**0.0000**

3.4 Grading - 2021

Unmitigated Construction On-Site

	ROG	NOx	CO	SO2	Fugitive PM10	Exhaust PM10	PM10 Total	Fugitive PM2.5	Exhaust PM2.5	PM2.5 Total	Bio- CO2	NBio- CO2	Total CO2	CH4	N2O	CO2e
Category	lb/day										lb/day					
Fugitive Dust					0.0000	0.0000	0.0000	0.0000	0.0000	0.0000			0.0000			0.0000
Off-Road	0.0000	0.0000	0.0000	0.0000		0.0000	0.0000		0.0000	0.0000		0.0000	0.0000	0.0000		0.0000
Total	**0.0000**	**0.0000**	**0.0000**	**0.0000**	**0.0000**	**0.0000**	**0.0000**	**0.0000**	**0.0000**	**0.0000**		**0.0000**	**0.0000**	**0.0000**		**0.0000**

3.4 Grading - 2021

Unmitigated Construction Off-Site

	ROG	NOx	CO	SO2	Fugitive PM10	Exhaust PM10	PM10 Total	Fugitive PM2.5	Exhaust PM2.5	PM2.5 Total	Bio- CO2	NBio- CO2	Total CO2	CH4	N2O	CO2e
Category	lb/day										lb/day					
Hauling	0.0000	0.0000	0.0000	0.0000	0.0000	0.0000	0.0000	0.0000	0.0000	0.0000		0.0000	0.0000	0.0000		0.0000
Vendor	0.0000	0.0000	0.0000	0.0000	0.0000	0.0000	0.0000	0.0000	0.0000	0.0000		0.0000	0.0000	0.0000		0.0000
Worker	0.0000	0.0000	0.0000	0.0000	0.0000	0.0000	0.0000	0.0000	0.0000	0.0000		0.0000	0.0000	0.0000		0.0000
Total	**0.0000**	**0.0000**	**0.0000**	**0.0000**	**0.0000**	**0.0000**	**0.0000**	**0.0000**	**0.0000**	**0.0000**		**0.0000**	**0.0000**	**0.0000**		**0.0000**

Mitigated Construction On-Site

	ROG	NOx	CO	SO2	Fugitive PM10	Exhaust PM10	PM10 Total	Fugitive PM2.5	Exhaust PM2.5	PM2.5 Total	Bio- CO2	NBio- CO2	Total CO2	CH4	N2O	CO2e
Category	lb/day										lb/day					
Fugitive Dust					0.0000	0.0000	0.0000	0.0000	0.0000	0.0000			0.0000			0.0000
Off-Road	0.0000	0.0000	0.0000	0.0000		0.0000	0.0000		0.0000	0.0000	0.0000	0.0000	0.0000	0.0000		0.0000
Total	**0.0000**	**0.0000**	**0.0000**	**0.0000**	**0.0000**	**0.0000**	**0.0000**	**0.0000**	**0.0000**	**0.0000**	**0.0000**	**0.0000**	**0.0000**	**0.0000**		**0.0000**

3.4 Grading - 2021

Mitigated Construction Off-Site

	ROG	NOx	CO	SO2	Fugitive PM10	Exhaust PM10	PM10 Total	Fugitive PM2.5	Exhaust PM2.5	PM2.5 Total	Bio- CO2	NBio- CO2	Total CO2	CH4	N2O	CO2e
Category	lb/day										lb/day					
Hauling	0.0000	0.0000	0.0000	0.0000	0.0000	0.0000	0.0000	0.0000	0.0000	0.0000		0.0000	0.0000	0.0000		0.0000
Vendor	0.0000	0.0000	0.0000	0.0000	0.0000	0.0000	0.0000	0.0000	0.0000	0.0000		0.0000	0.0000	0.0000		0.0000
Worker	0.0000	0.0000	0.0000	0.0000	0.0000	0.0000	0.0000	0.0000	0.0000	0.0000		0.0000	0.0000	0.0000		0.0000
Total	**0.0000**	**0.0000**	**0.0000**	**0.0000**	**0.0000**	**0.0000**	**0.0000**	**0.0000**	**0.0000**	**0.0000**		**0.0000**	**0.0000**	**0.0000**		**0.0000**

3.5 Building Construction - 2021

Unmitigated Construction On-Site

	ROG	NOx	CO	SO2	Fugitive PM10	Exhaust PM10	PM10 Total	Fugitive PM2.5	Exhaust PM2.5	PM2.5 Total	Bio- CO2	NBio- CO2	Total CO2	CH4	N2O	CO2e
Category	lb/day										lb/day					
Off-Road	0.0000	0.0000	0.0000	0.0000		0.0000	0.0000		0.0000	0.0000		0.0000	0.0000	0.0000		0.0000
Total	**0.0000**	**0.0000**	**0.0000**	**0.0000**		**0.0000**	**0.0000**		**0.0000**	**0.0000**		**0.0000**	**0.0000**	**0.0000**		**0.0000**

3.5 Building Construction - 2021

Unmitigated Construction Off-Site

	ROG	NOx	CO	SO2	Fugitive PM10	Exhaust PM10	PM10 Total	Fugitive PM2.5	Exhaust PM2.5	PM2.5 Total	Bio- CO2	NBio- CO2	Total CO2	CH4	N2O	CO2e
Category	lb/day										lb/day					
Hauling	0.0000	0.0000	0.0000	0.0000	0.0000	0.0000	0.0000	0.0000	0.0000	0.0000		0.0000	0.0000	0.0000		0.0000
Vendor	0.0000	0.0000	0.0000	0.0000	0.0000	0.0000	0.0000	0.0000	0.0000	0.0000		0.0000	0.0000	0.0000		0.0000
Worker	0.0000	0.0000	0.0000	0.0000	0.0000	0.0000	0.0000	0.0000	0.0000	0.0000		0.0000	0.0000	0.0000		0.0000
Total	**0.0000**	**0.0000**	**0.0000**	**0.0000**	**0.0000**	**0.0000**	**0.0000**	**0.0000**	**0.0000**	**0.0000**		**0.0000**	**0.0000**	**0.0000**		**0.0000**

Mitigated Construction On-Site

	ROG	NOx	CO	SO2	Fugitive PM10	Exhaust PM10	PM10 Total	Fugitive PM2.5	Exhaust PM2.5	PM2.5 Total	Bio- CO2	NBio- CO2	Total CO2	CH4	N2O	CO2e
Category	lb/day										lb/day					
Off-Road	0.0000	0.0000	0.0000	0.0000		0.0000	0.0000		0.0000	0.0000	0.0000	0.0000	0.0000	0.0000		0.0000
Total	**0.0000**	**0.0000**	**0.0000**	**0.0000**		**0.0000**	**0.0000**		**0.0000**	**0.0000**	**0.0000**	**0.0000**	**0.0000**	**0.0000**		**0.0000**

3.5 Building Construction - 2021

Mitigated Construction Off-Site

	ROG	NOx	CO	SO2	Fugitive PM10	Exhaust PM10	PM10 Total	Fugitive PM2.5	Exhaust PM2.5	PM2.5 Total	Bio- CO2	NBio- CO2	Total CO2	CH4	N2O	CO2e
Category	lb/day										lb/day					
Hauling	0.0000	0.0000	0.0000	0.0000	0.0000	0.0000	0.0000	0.0000	0.0000	0.0000		0.0000	0.0000	0.0000		0.0000
Vendor	0.0000	0.0000	0.0000	0.0000	0.0000	0.0000	0.0000	0.0000	0.0000	0.0000		0.0000	0.0000	0.0000		0.0000
Worker	0.0000	0.0000	0.0000	0.0000	0.0000	0.0000	0.0000	0.0000	0.0000	0.0000		0.0000	0.0000	0.0000		0.0000
Total	**0.0000**	**0.0000**	**0.0000**	**0.0000**	**0.0000**	**0.0000**	**0.0000**	**0.0000**	**0.0000**	**0.0000**		**0.0000**	**0.0000**	**0.0000**		**0.0000**

3.5 Building Construction - 2022

Unmitigated Construction On-Site

	ROG	NOx	CO	SO2	Fugitive PM10	Exhaust PM10	PM10 Total	Fugitive PM2.5	Exhaust PM2.5	PM2.5 Total	Bio- CO2	NBio- CO2	Total CO2	CH4	N2O	CO2e
Category	lb/day										lb/day					
Off-Road	0.0000	0.0000	0.0000	0.0000		0.0000	0.0000		0.0000	0.0000		0.0000	0.0000	0.0000		0.0000
Total	**0.0000**	**0.0000**	**0.0000**	**0.0000**		**0.0000**	**0.0000**		**0.0000**	**0.0000**		**0.0000**	**0.0000**	**0.0000**		**0.0000**

3.5 Building Construction - 2022

Unmitigated Construction Off-Site

	ROG	NOx	CO	SO2	Fugitive PM10	Exhaust PM10	PM10 Total	Fugitive PM2.5	Exhaust PM2.5	PM2.5 Total	Bio- CO2	NBio- CO2	Total CO2	CH4	N2O	CO2e
Category	lb/day										lb/day					
Hauling	0.0000	0.0000	0.0000	0.0000	0.0000	0.0000	0.0000	0.0000	0.0000	0.0000		0.0000	0.0000	0.0000		0.0000
Vendor	0.0000	0.0000	0.0000	0.0000	0.0000	0.0000	0.0000	0.0000	0.0000	0.0000		0.0000	0.0000	0.0000		0.0000
Worker	0.0000	0.0000	0.0000	0.0000	0.0000	0.0000	0.0000	0.0000	0.0000	0.0000		0.0000	0.0000	0.0000		0.0000
Total	**0.0000**	**0.0000**	**0.0000**	**0.0000**	**0.0000**	**0.0000**	**0.0000**	**0.0000**	**0.0000**	**0.0000**		**0.0000**	**0.0000**	**0.0000**		**0.0000**

Mitigated Construction On-Site

	ROG	NOx	CO	SO2	Fugitive PM10	Exhaust PM10	PM10 Total	Fugitive PM2.5	Exhaust PM2.5	PM2.5 Total	Bio- CO2	NBio- CO2	Total CO2	CH4	N2O	CO2e
Category	lb/day										lb/day					
Off-Road	0.0000	0.0000	0.0000	0.0000		0.0000	0.0000		0.0000	0.0000	0.0000	0.0000	0.0000	0.0000		0.0000
Total	**0.0000**	**0.0000**	**0.0000**	**0.0000**		**0.0000**	**0.0000**		**0.0000**	**0.0000**	**0.0000**	**0.0000**	**0.0000**	**0.0000**		**0.0000**

3.5 Building Construction - 2022

Mitigated Construction Off-Site

	ROG	NOx	CO	SO2	Fugitive PM10	Exhaust PM10	PM10 Total	Fugitive PM2.5	Exhaust PM2.5	PM2.5 Total	Bio- CO2	NBio- CO2	Total CO2	CH4	N2O	CO2e
Category	lb/day										lb/day					
Hauling	0.0000	0.0000	0.0000	0.0000	0.0000	0.0000	0.0000	0.0000	0.0000	0.0000		0.0000	0.0000	0.0000		0.0000
Vendor	0.0000	0.0000	0.0000	0.0000	0.0000	0.0000	0.0000	0.0000	0.0000	0.0000		0.0000	0.0000	0.0000		0.0000
Worker	0.0000	0.0000	0.0000	0.0000	0.0000	0.0000	0.0000	0.0000	0.0000	0.0000		0.0000	0.0000	0.0000		0.0000
Total	**0.0000**	**0.0000**	**0.0000**	**0.0000**	**0.0000**	**0.0000**	**0.0000**	**0.0000**	**0.0000**	**0.0000**		**0.0000**	**0.0000**	**0.0000**		**0.0000**

3.5 Building Construction - 2023

Unmitigated Construction On-Site

	ROG	NOx	CO	SO2	Fugitive PM10	Exhaust PM10	PM10 Total	Fugitive PM2.5	Exhaust PM2.5	PM2.5 Total	Bio- CO2	NBio- CO2	Total CO2	CH4	N2O	CO2e
Category	lb/day										lb/day					
Off-Road	0.0000	0.0000	0.0000	0.0000		0.0000	0.0000		0.0000	0.0000		0.0000	0.0000	0.0000		0.0000
Total	**0.0000**	**0.0000**	**0.0000**	**0.0000**		**0.0000**	**0.0000**		**0.0000**	**0.0000**		**0.0000**	**0.0000**	**0.0000**		**0.0000**

3.5 Building Construction - 2023

Unmitigated Construction Off-Site

	ROG	NOx	CO	SO2	Fugitive PM10	Exhaust PM10	PM10 Total	Fugitive PM2.5	Exhaust PM2.5	PM2.5 Total	Bio- CO2	NBio- CO2	Total CO2	CH4	N2O	CO2e
Category	lb/day										lb/day					
Hauling	0.0000	0.0000	0.0000	0.0000	0.0000	0.0000	0.0000	0.0000	0.0000	0.0000		0.0000	0.0000	0.0000		0.0000
Vendor	0.0000	0.0000	0.0000	0.0000	0.0000	0.0000	0.0000	0.0000	0.0000	0.0000		0.0000	0.0000	0.0000		0.0000
Worker	0.0000	0.0000	0.0000	0.0000	0.0000	0.0000	0.0000	0.0000	0.0000	0.0000		0.0000	0.0000	0.0000		0.0000
Total	**0.0000**	**0.0000**	**0.0000**	**0.0000**	**0.0000**	**0.0000**	**0.0000**	**0.0000**	**0.0000**	**0.0000**		**0.0000**	**0.0000**	**0.0000**		**0.0000**

Mitigated Construction On-Site

	ROG	NOx	CO	SO2	Fugitive PM10	Exhaust PM10	PM10 Total	Fugitive PM2.5	Exhaust PM2.5	PM2.5 Total	Bio- CO2	NBio- CO2	Total CO2	CH4	N2O	CO2e
Category	lb/day										lb/day					
Off-Road	0.0000	0.0000	0.0000	0.0000		0.0000	0.0000		0.0000	0.0000	0.0000	0.0000	0.0000	0.0000		0.0000
Total	**0.0000**	**0.0000**	**0.0000**	**0.0000**		**0.0000**	**0.0000**		**0.0000**	**0.0000**	**0.0000**	**0.0000**	**0.0000**	**0.0000**		**0.0000**

3.5 Building Construction - 2023

Mitigated Construction Off-Site

	ROG	NOx	CO	SO2	Fugitive PM10	Exhaust PM10	PM10 Total	Fugitive PM2.5	Exhaust PM2.5	PM2.5 Total	Bio- CO2	NBio- CO2	Total CO2	CH4	N2O	CO2e
Category	lb/day										lb/day					
Hauling	0.0000	0.0000	0.0000	0.0000	0.0000	0.0000	0.0000	0.0000	0.0000	0.0000		0.0000	0.0000	0.0000		0.0000
Vendor	0.0000	0.0000	0.0000	0.0000	0.0000	0.0000	0.0000	0.0000	0.0000	0.0000		0.0000	0.0000	0.0000		0.0000
Worker	0.0000	0.0000	0.0000	0.0000	0.0000	0.0000	0.0000	0.0000	0.0000	0.0000		0.0000	0.0000	0.0000		0.0000
Total	**0.0000**	**0.0000**	**0.0000**	**0.0000**	**0.0000**	**0.0000**	**0.0000**	**0.0000**	**0.0000**	**0.0000**		**0.0000**	**0.0000**	**0.0000**		**0.0000**

3.5 Building Construction - 2024

Unmitigated Construction On-Site

	ROG	NOx	CO	SO2	Fugitive PM10	Exhaust PM10	PM10 Total	Fugitive PM2.5	Exhaust PM2.5	PM2.5 Total	Bio- CO2	NBio- CO2	Total CO2	CH4	N2O	CO2e
Category	lb/day										lb/day					
Off-Road	0.0000	0.0000	0.0000	0.0000		0.0000	0.0000		0.0000	0.0000		0.0000	0.0000	0.0000		0.0000
Total	**0.0000**	**0.0000**	**0.0000**	**0.0000**		**0.0000**	**0.0000**		**0.0000**	**0.0000**		**0.0000**	**0.0000**	**0.0000**		**0.0000**

3.5 Building Construction - 2024

Unmitigated Construction Off-Site

	ROG	NOx	CO	SO2	Fugitive PM10	Exhaust PM10	PM10 Total	Fugitive PM2.5	Exhaust PM2.5	PM2.5 Total	Bio- CO2	NBio- CO2	Total CO2	CH4	N2O	CO2e
Category	lb/day										lb/day					
Hauling	0.0000	0.0000	0.0000	0.0000	0.0000	0.0000	0.0000	0.0000	0.0000	0.0000		0.0000	0.0000	0.0000		0.0000
Vendor	0.0000	0.0000	0.0000	0.0000	0.0000	0.0000	0.0000	0.0000	0.0000	0.0000		0.0000	0.0000	0.0000		0.0000
Worker	0.0000	0.0000	0.0000	0.0000	0.0000	0.0000	0.0000	0.0000	0.0000	0.0000		0.0000	0.0000	0.0000		0.0000
Total	**0.0000**	**0.0000**	**0.0000**	**0.0000**	**0.0000**	**0.0000**	**0.0000**	**0.0000**	**0.0000**	**0.0000**		**0.0000**	**0.0000**	**0.0000**		**0.0000**

Mitigated Construction On-Site

	ROG	NOx	CO	SO2	Fugitive PM10	Exhaust PM10	PM10 Total	Fugitive PM2.5	Exhaust PM2.5	PM2.5 Total	Bio- CO2	NBio- CO2	Total CO2	CH4	N2O	CO2e
Category	lb/day										lb/day					
Off-Road	0.0000	0.0000	0.0000	0.0000		0.0000	0.0000		0.0000	0.0000	0.0000	0.0000	0.0000	0.0000		0.0000
Total	**0.0000**	**0.0000**	**0.0000**	**0.0000**		**0.0000**	**0.0000**		**0.0000**	**0.0000**	**0.0000**	**0.0000**	**0.0000**	**0.0000**		**0.0000**

3.5 Building Construction - 2024

Mitigated Construction Off-Site

	ROG	NOx	CO	SO2	Fugitive PM10	Exhaust PM10	PM10 Total	Fugitive PM2.5	Exhaust PM2.5	PM2.5 Total	Bio- CO2	NBio- CO2	Total CO2	CH4	N2O	CO2e
Category	lb/day										lb/day					
Hauling	0.0000	0.0000	0.0000	0.0000	0.0000	0.0000	0.0000	0.0000	0.0000	0.0000		0.0000	0.0000	0.0000		0.0000
Vendor	0.0000	0.0000	0.0000	0.0000	0.0000	0.0000	0.0000	0.0000	0.0000	0.0000		0.0000	0.0000	0.0000		0.0000
Worker	0.0000	0.0000	0.0000	0.0000	0.0000	0.0000	0.0000	0.0000	0.0000	0.0000		0.0000	0.0000	0.0000		0.0000
Total	**0.0000**	**0.0000**	**0.0000**	**0.0000**	**0.0000**	**0.0000**	**0.0000**	**0.0000**	**0.0000**	**0.0000**		**0.0000**	**0.0000**	**0.0000**		**0.0000**

3.5 Building Construction - 2025

Unmitigated Construction On-Site

	ROG	NOx	CO	SO2	Fugitive PM10	Exhaust PM10	PM10 Total	Fugitive PM2.5	Exhaust PM2.5	PM2.5 Total	Bio- CO2	NBio- CO2	Total CO2	CH4	N2O	CO2e
Category	lb/day										lb/day					
Off-Road	0.0000	0.0000	0.0000	0.0000		0.0000	0.0000		0.0000	0.0000		0.0000	0.0000	0.0000		0.0000
Total	**0.0000**	**0.0000**	**0.0000**	**0.0000**		**0.0000**	**0.0000**		**0.0000**	**0.0000**		**0.0000**	**0.0000**	**0.0000**		**0.0000**

3.5 Building Construction - 2025

Unmitigated Construction Off-Site

	ROG	NOx	CO	SO2	Fugitive PM10	Exhaust PM10	PM10 Total	Fugitive PM2.5	Exhaust PM2.5	PM2.5 Total	Bio- CO2	NBio- CO2	Total CO2	CH4	N2O	CO2e
Category	lb/day										lb/day					
Hauling	0.0000	0.0000	0.0000	0.0000	0.0000	0.0000	0.0000	0.0000	0.0000	0.0000		0.0000	0.0000	0.0000		0.0000
Vendor	0.0000	0.0000	0.0000	0.0000	0.0000	0.0000	0.0000	0.0000	0.0000	0.0000		0.0000	0.0000	0.0000		0.0000
Worker	0.0000	0.0000	0.0000	0.0000	0.0000	0.0000	0.0000	0.0000	0.0000	0.0000		0.0000	0.0000	0.0000		0.0000
Total	**0.0000**	**0.0000**	**0.0000**	**0.0000**	**0.0000**	**0.0000**	**0.0000**	**0.0000**	**0.0000**	**0.0000**		**0.0000**	**0.0000**	**0.0000**		**0.0000**

Mitigated Construction On-Site

	ROG	NOx	CO	SO2	Fugitive PM10	Exhaust PM10	PM10 Total	Fugitive PM2.5	Exhaust PM2.5	PM2.5 Total	Bio- CO2	NBio- CO2	Total CO2	CH4	N2O	CO2e
Category	lb/day										lb/day					
Off-Road	0.0000	0.0000	0.0000	0.0000		0.0000	0.0000		0.0000	0.0000	0.0000	0.0000	0.0000	0.0000		0.0000
Total	**0.0000**	**0.0000**	**0.0000**	**0.0000**		**0.0000**	**0.0000**		**0.0000**	**0.0000**	**0.0000**	**0.0000**	**0.0000**	**0.0000**		**0.0000**

3.5 Building Construction - 2025

Mitigated Construction Off-Site

	ROG	NOx	CO	SO2	Fugitive PM10	Exhaust PM10	PM10 Total	Fugitive PM2.5	Exhaust PM2.5	PM2.5 Total	Bio- CO2	NBio- CO2	Total CO2	CH4	N2O	CO2e
Category	lb/day										lb/day					
Hauling	0.0000	0.0000	0.0000	0.0000	0.0000	0.0000	0.0000	0.0000	0.0000	0.0000		0.0000	0.0000	0.0000		0.0000
Vendor	0.0000	0.0000	0.0000	0.0000	0.0000	0.0000	0.0000	0.0000	0.0000	0.0000		0.0000	0.0000	0.0000		0.0000
Worker	0.0000	0.0000	0.0000	0.0000	0.0000	0.0000	0.0000	0.0000	0.0000	0.0000		0.0000	0.0000	0.0000		0.0000
Total	**0.0000**	**0.0000**	**0.0000**	**0.0000**	**0.0000**	**0.0000**	**0.0000**	**0.0000**	**0.0000**	**0.0000**		**0.0000**	**0.0000**	**0.0000**		**0.0000**

3.6 Paving - 2025

Unmitigated Construction On-Site

	ROG	NOx	CO	SO2	Fugitive PM10	Exhaust PM10	PM10 Total	Fugitive PM2.5	Exhaust PM2.5	PM2.5 Total	Bio- CO2	NBio- CO2	Total CO2	CH4	N2O	CO2e
Category	lb/day										lb/day					
Off-Road	0.0000	0.0000	0.0000	0.0000		0.0000	0.0000		0.0000	0.0000		0.0000	0.0000	0.0000		0.0000
Paving	0.0126					0.0000	0.0000		0.0000	0.0000			0.0000			0.0000
Total	**0.0126**	**0.0000**	**0.0000**	**0.0000**		**0.0000**	**0.0000**		**0.0000**	**0.0000**		**0.0000**	**0.0000**	**0.0000**		**0.0000**

3.6 Paving - 2025

Unmitigated Construction Off-Site

	ROG	NOx	CO	SO2	Fugitive PM10	Exhaust PM10	PM10 Total	Fugitive PM2.5	Exhaust PM2.5	PM2.5 Total	Bio- CO2	NBio- CO2	Total CO2	CH4	N2O	CO2e
Category	lb/day										lb/day					
Hauling	0.0000	0.0000	0.0000	0.0000	0.0000	0.0000	0.0000	0.0000	0.0000	0.0000		0.0000	0.0000	0.0000		0.0000
Vendor	0.0000	0.0000	0.0000	0.0000	0.0000	0.0000	0.0000	0.0000	0.0000	0.0000		0.0000	0.0000	0.0000		0.0000
Worker	0.0000	0.0000	0.0000	0.0000	0.0000	0.0000	0.0000	0.0000	0.0000	0.0000		0.0000	0.0000	0.0000		0.0000
Total	**0.0000**	**0.0000**	**0.0000**	**0.0000**	**0.0000**	**0.0000**	**0.0000**	**0.0000**	**0.0000**	**0.0000**		**0.0000**	**0.0000**	**0.0000**		**0.0000**

Mitigated Construction On-Site

	ROG	NOx	CO	SO2	Fugitive PM10	Exhaust PM10	PM10 Total	Fugitive PM2.5	Exhaust PM2.5	PM2.5 Total	Bio- CO2	NBio- CO2	Total CO2	CH4	N2O	CO2e
Category	lb/day										lb/day					
Off-Road	0.0000	0.0000	0.0000	0.0000		0.0000	0.0000		0.0000	0.0000	0.0000	0.0000	0.0000	0.0000		0.0000
Paving	0.0126					0.0000	0.0000		0.0000	0.0000			0.0000			0.0000
Total	**0.0126**	**0.0000**	**0.0000**	**0.0000**		**0.0000**	**0.0000**		**0.0000**	**0.0000**	**0.0000**	**0.0000**	**0.0000**	**0.0000**		**0.0000**

3.6 Paving - 2025

Mitigated Construction Off-Site

	ROG	NOx	CO	SO2	Fugitive PM10	Exhaust PM10	PM10 Total	Fugitive PM2.5	Exhaust PM2.5	PM2.5 Total	Bio- CO2	NBio- CO2	Total CO2	CH4	N2O	CO2e
Category	lb/day										lb/day					
Hauling	0.0000	0.0000	0.0000	0.0000	0.0000	0.0000	0.0000	0.0000	0.0000	0.0000		0.0000	0.0000	0.0000		0.0000
Vendor	0.0000	0.0000	0.0000	0.0000	0.0000	0.0000	0.0000	0.0000	0.0000	0.0000		0.0000	0.0000	0.0000		0.0000
Worker	0.0000	0.0000	0.0000	0.0000	0.0000	0.0000	0.0000	0.0000	0.0000	0.0000		0.0000	0.0000	0.0000		0.0000
Total	**0.0000**	**0.0000**	**0.0000**	**0.0000**	**0.0000**	**0.0000**	**0.0000**	**0.0000**	**0.0000**	**0.0000**		**0.0000**	**0.0000**	**0.0000**		**0.0000**

3.7 Architectural Coating - 2025

Unmitigated Construction On-Site

	ROG	NOx	CO	SO2	Fugitive PM10	Exhaust PM10	PM10 Total	Fugitive PM2.5	Exhaust PM2.5	PM2.5 Total	Bio- CO2	NBio- CO2	Total CO2	CH4	N2O	CO2e
Category	lb/day										lb/day					
Archit. Coating	0.0000					0.0000	0.0000		0.0000	0.0000			0.0000			0.0000
Off-Road	0.0000	0.0000	0.0000	0.0000		0.0000	0.0000		0.0000	0.0000		0.0000	0.0000	0.0000		0.0000
Total	**0.0000**	**0.0000**	**0.0000**	**0.0000**		**0.0000**	**0.0000**		**0.0000**	**0.0000**		**0.0000**	**0.0000**	**0.0000**		**0.0000**

3.7 Architectural Coating - 2025

Unmitigated Construction Off-Site

	ROG	NOx	CO	SO2	Fugitive PM10	Exhaust PM10	PM10 Total	Fugitive PM2.5	Exhaust PM2.5	PM2.5 Total	Bio- CO2	NBio- CO2	Total CO2	CH4	N2O	CO2e
Category	lb/day										lb/day					
Hauling	0.0000	0.0000	0.0000	0.0000	0.0000	0.0000	0.0000	0.0000	0.0000	0.0000		0.0000	0.0000	0.0000		0.0000
Vendor	0.0000	0.0000	0.0000	0.0000	0.0000	0.0000	0.0000	0.0000	0.0000	0.0000		0.0000	0.0000	0.0000		0.0000
Worker	0.0000	0.0000	0.0000	0.0000	0.0000	0.0000	0.0000	0.0000	0.0000	0.0000		0.0000	0.0000	0.0000		0.0000
Total	**0.0000**	**0.0000**	**0.0000**	**0.0000**	**0.0000**	**0.0000**	**0.0000**	**0.0000**	**0.0000**	**0.0000**		**0.0000**	**0.0000**	**0.0000**		**0.0000**

Mitigated Construction On-Site

	ROG	NOx	CO	SO2	Fugitive PM10	Exhaust PM10	PM10 Total	Fugitive PM2.5	Exhaust PM2.5	PM2.5 Total	Bio- CO2	NBio- CO2	Total CO2	CH4	N2O	CO2e
Category	lb/day										lb/day					
Archit. Coating	0.0000					0.0000	0.0000		0.0000	0.0000			0.0000			0.0000
Off-Road	0.0000	0.0000	0.0000	0.0000		0.0000	0.0000		0.0000	0.0000	0.0000	0.0000	0.0000	0.0000		0.0000
Total	**0.0000**	**0.0000**	**0.0000**	**0.0000**		**0.0000**	**0.0000**		**0.0000**	**0.0000**	**0.0000**	**0.0000**	**0.0000**	**0.0000**		**0.0000**

3.7 Architectural Coating - 2025

Mitigated Construction Off-Site

	ROG	NOx	CO	SO2	Fugitive PM10	Exhaust PM10	PM10 Total	Fugitive PM2.5	Exhaust PM2.5	PM2.5 Total	Bio- CO2	NBio- CO2	Total CO2	CH4	N2O	CO2e
Category	lb/day										lb/day					
Hauling	0.0000	0.0000	0.0000	0.0000	0.0000	0.0000	0.0000	0.0000	0.0000	0.0000		0.0000	0.0000	0.0000		0.0000
Vendor	0.0000	0.0000	0.0000	0.0000	0.0000	0.0000	0.0000	0.0000	0.0000	0.0000		0.0000	0.0000	0.0000		0.0000
Worker	0.0000	0.0000	0.0000	0.0000	0.0000	0.0000	0.0000	0.0000	0.0000	0.0000		0.0000	0.0000	0.0000		0.0000
Total	**0.0000**	**0.0000**	**0.0000**	**0.0000**	**0.0000**	**0.0000**	**0.0000**	**0.0000**	**0.0000**	**0.0000**		**0.0000**	**0.0000**	**0.0000**		**0.0000**

4.0 Operational Detail - Mobile

4.1 Mitigation Measures Mobile

	ROG	NOx	CO	SO2	Fugitive PM10	Exhaust PM10	PM10 Total	Fugitive PM2.5	Exhaust PM2.5	PM2.5 Total	Bio- CO2	NBio- CO2	Total CO2	CH4	N2O	CO2e
Category	lb/day										lb/day					
Mitigated	0.0000	0.0000	0.0000	0.0000	0.0000	0.0000	0.0000	0.0000	0.0000	0.0000		0.0000	0.0000	0.0000		0.0000
Unmitigated	0.0000	0.0000	0.0000	0.0000	0.0000	0.0000	0.0000	0.0000	0.0000	0.0000		0.0000	0.0000	0.0000		0.0000

4.2 Trip Summary Information

	Average Daily Trip Rate			Unmitigated	Mitigated
Land Use	Weekday	Saturday	Sunday	Annual VMT	Annual VMT
Apartments Mid Rise	0.00	0.00	0.00		
Enclosed Parking with Elevator	0.00	0.00	0.00		
Enclosed Parking with Elevator	0.00	0.00	0.00		
Enclosed Parking with Elevator	0.00	0.00	0.00		
General Light Industry	0.00	0.00	0.00		
General Office Building	0.00	0.00	0.00		
Hospital	0.00	0.00	0.00		
Hospital	0.00	0.00	0.00		
Hospital	0.00	0.00	0.00		
Medical Office Building	0.00	0.00	0.00		
Parking Lot	0.00	0.00	0.00		
Strip Mall	0.00	0.00	0.00		
Strip Mall	0.00	0.00	0.00		
Unenclosed Parking with Elevator	0.00	0.00	0.00		
Unenclosed Parking with Elevator	0.00	0.00	0.00		
Total	0.00	0.00	0.00		

4.3 Trip Type Information

	Miles			Trip %			Trip Purpose %		
Land Use	H-W or C-W	H-S or C-C	H-O or C-NW	H-W or C-W	H-S or C-C	H-O or C-NW	Primary	Diverted	Pass-by
Apartments Mid Rise	10.00	5.00	6.50	46.50	12.50	41.00	86	11	3
Enclosed Parking with Elevator	10.00	5.00	6.50	0.00	0.00	0.00	0	0	0
Enclosed Parking with Elevator	10.00	5.00	6.50	0.00	0.00	0.00	0	0	0
Enclosed Parking with Elevator	10.00	5.00	6.50	0.00	0.00	0.00	0	0	0
General Light Industry	10.00	5.00	6.50	59.00	28.00	13.00	92	5	3
General Office Building	10.00	5.00	6.50	33.00	48.00	19.00	77	19	4
Hospital	10.00	5.00	6.50	64.90	16.10	19.00	73	25	2
Hospital	10.00	5.00	6.50	64.90	16.10	19.00	73	25	2
Hospital	10.00	5.00	6.50	64.90	16.10	19.00	73	25	2
Medical Office Building	10.00	5.00	6.50	29.60	51.40	19.00	60	30	10
Parking Lot	10.00	5.00	6.50	0.00	0.00	0.00	0	0	0
Strip Mall	10.00	5.00	6.50	16.60	64.40	19.00	45	40	15
Strip Mall	10.00	5.00	6.50	16.60	64.40	19.00	45	40	15
Unenclosed Parking with	10.00	5.00	6.50	0.00	0.00	0.00	0	0	0
Unenclosed Parking with	10.00	5.00	6.50	0.00	0.00	0.00	0	0	0

4.4 Fleet Mix

Land Use	LDA	LDT1	LDT2	MDV	LHD1	LHD2	MHD	HHD	OBUS	UBUS	MCY	SBUS	MH
Apartments Mid Rise	0.576778	0.034729	0.211659	0.106131	0.012287	0.004450	0.018380	0.025480	0.001877	0.001519	0.005480	0.000610	0.000618
Enclosed Parking with Elevator	0.576778	0.034729	0.211659	0.106131	0.012287	0.004450	0.018380	0.025480	0.001877	0.001519	0.005480	0.000610	0.000618
General Light Industry	0.576778	0.034729	0.211659	0.106131	0.012287	0.004450	0.018380	0.025480	0.001877	0.001519	0.005480	0.000610	0.000618
General Office Building	0.576778	0.034729	0.211659	0.106131	0.012287	0.004450	0.018380	0.025480	0.001877	0.001519	0.005480	0.000610	0.000618
Hospital	0.576778	0.034729	0.211659	0.106131	0.012287	0.004450	0.018380	0.025480	0.001877	0.001519	0.005480	0.000610	0.000618
Medical Office Building	0.576778	0.034729	0.211659	0.106131	0.012287	0.004450	0.018380	0.025480	0.001877	0.001519	0.005480	0.000610	0.000618
Parking Lot	0.576778	0.034729	0.211659	0.106131	0.012287	0.004450	0.018380	0.025480	0.001877	0.001519	0.005480	0.000610	0.000618
Strip Mall	0.576778	0.034729	0.211659	0.106131	0.012287	0.004450	0.018380	0.025480	0.001877	0.001519	0.005480	0.000610	0.000618
Unenclosed Parking with Elevator	0.576778	0.034729	0.211659	0.106131	0.012287	0.004450	0.018380	0.025480	0.001877	0.001519	0.005480	0.000610	0.000618

5.0 Energy Detail

Historical Energy Use: N

5.1 Mitigation Measures Energy

	ROG	NOx	CO	SO2	Fugitive PM10	Exhaust PM10	PM10 Total	Fugitive PM2.5	Exhaust PM2.5	PM2.5 Total	Bio- CO2	NBio- CO2	Total CO2	CH4	N2O	CO2e
Category	lb/day										lb/day					
NaturalGas Mitigated	0.0000	0.0000	0.0000	0.0000		0.0000	0.0000		0.0000	0.0000		0.0000	0.0000	0.0000	0.0000	0.0000
NaturalGas Unmitigated	0.0000	0.0000	0.0000	0.0000		0.0000	0.0000		0.0000	0.0000		0.0000	0.0000	0.0000	0.0000	0.0000

5.2 Energy by Land Use - NaturalGas

Unmitigated

	NaturalGas Use	ROG	NOx	CO	SO2	Fugitive PM10	Exhaust PM10	PM10 Total	Fugitive PM2.5	Exhaust PM2.5	PM2.5 Total	Bio- CO2	NBio- CO2	Total CO2	CH4	N2O	CO2e
Land Use	kBTU/yr	lb/day										lb/day					
Apartments Mid Rise	0	0.0000	0.0000	0.0000	0.0000		0.0000	0.0000		0.0000	0.0000		0.0000	0.0000	0.0000	0.0000	0.0000
Enclosed Parking with Elevator	0	0.0000	0.0000	0.0000	0.0000		0.0000	0.0000		0.0000	0.0000		0.0000	0.0000	0.0000	0.0000	0.0000
General Light Industry	0	0.0000	0.0000	0.0000	0.0000		0.0000	0.0000		0.0000	0.0000		0.0000	0.0000	0.0000	0.0000	0.0000
General Office Building	0	0.0000	0.0000	0.0000	0.0000		0.0000	0.0000		0.0000	0.0000		0.0000	0.0000	0.0000	0.0000	0.0000
Hospital	0	0.0000	0.0000	0.0000	0.0000		0.0000	0.0000		0.0000	0.0000		0.0000	0.0000	0.0000	0.0000	0.0000
Medical Office Building	0	0.0000	0.0000	0.0000	0.0000		0.0000	0.0000		0.0000	0.0000		0.0000	0.0000	0.0000	0.0000	0.0000
Parking Lot	0	0.0000	0.0000	0.0000	0.0000		0.0000	0.0000		0.0000	0.0000		0.0000	0.0000	0.0000	0.0000	0.0000
Strip Mall	0	0.0000	0.0000	0.0000	0.0000		0.0000	0.0000		0.0000	0.0000		0.0000	0.0000	0.0000	0.0000	0.0000
Unenclosed Parking with Elevator	0	0.0000	0.0000	0.0000	0.0000		0.0000	0.0000		0.0000	0.0000		0.0000	0.0000	0.0000	0.0000	0.0000
Total		**0.0000**	**0.0000**	**0.0000**	**0.0000**		**0.0000**	**0.0000**		**0.0000**	**0.0000**		**0.0000**	**0.0000**	**0.0000**	**0.0000**	**0.0000**

5.2 Energy by Land Use - NaturalGas

Mitigated

	NaturalGas Use	ROG	NOx	CO	SO2	Fugitive PM10	Exhaust PM10	PM10 Total	Fugitive PM2.5	Exhaust PM2.5	PM2.5 Total	Bio- CO2	NBio- CO2	Total CO2	CH4	N2O	CO2e
Land Use	kBTU/yr	lb/day										lb/day					
Apartments Mid Rise	0	0.0000	0.0000	0.0000	0.0000		0.0000	0.0000		0.0000	0.0000		0.0000	0.0000	0.0000	0.0000	0.0000
Enclosed Parking with Elevator	0	0.0000	0.0000	0.0000	0.0000		0.0000	0.0000		0.0000	0.0000		0.0000	0.0000	0.0000	0.0000	0.0000
General Light Industry	0	0.0000	0.0000	0.0000	0.0000		0.0000	0.0000		0.0000	0.0000		0.0000	0.0000	0.0000	0.0000	0.0000
General Office Building	0	0.0000	0.0000	0.0000	0.0000		0.0000	0.0000		0.0000	0.0000		0.0000	0.0000	0.0000	0.0000	0.0000
Hospital	0	0.0000	0.0000	0.0000	0.0000		0.0000	0.0000		0.0000	0.0000		0.0000	0.0000	0.0000	0.0000	0.0000
Medical Office Building	0	0.0000	0.0000	0.0000	0.0000		0.0000	0.0000		0.0000	0.0000		0.0000	0.0000	0.0000	0.0000	0.0000
Parking Lot	0	0.0000	0.0000	0.0000	0.0000		0.0000	0.0000		0.0000	0.0000		0.0000	0.0000	0.0000	0.0000	0.0000
Strip Mall	0	0.0000	0.0000	0.0000	0.0000		0.0000	0.0000		0.0000	0.0000		0.0000	0.0000	0.0000	0.0000	0.0000
Unenclosed Parking with Elevator	0	0.0000	0.0000	0.0000	0.0000		0.0000	0.0000		0.0000	0.0000		0.0000	0.0000	0.0000	0.0000	0.0000
Total		**0.0000**	**0.0000**	**0.0000**	**0.0000**		**0.0000**	**0.0000**		**0.0000**	**0.0000**		**0.0000**	**0.0000**	**0.0000**	**0.0000**	**0.0000**

6.0 Area Detail

6.1 Mitigation Measures Area

	ROG	NOx	CO	SO2	Fugitive PM10	Exhaust PM10	PM10 Total	Fugitive PM2.5	Exhaust PM2.5	PM2.5 Total	Bio- CO2	NBio- CO2	Total CO2	CH4	N2O	CO2e
Category	lb/day										lb/day					
Mitigated	31.1747	0.1460	12.7563	6.8000e-004		0.0701	0.0701		0.0701	0.0701	0.0000	23.1744	23.1744	0.0235	0.0000	23.7626
Unmitigated	31.1747	0.1460	12.7563	6.8000e-004		0.0701	0.0701		0.0701	0.0701	0.0000	23.1744	23.1744	0.0235	0.0000	23.7626

6.2 Area by SubCategory

Unmitigated

	ROG	NOx	CO	SO2	Fugitive PM10	Exhaust PM10	PM10 Total	Fugitive PM2.5	Exhaust PM2.5	PM2.5 Total	Bio- CO2	NBio- CO2	Total CO2	CH4	N2O	CO2e
SubCategory	lb/day										lb/day					
Architectural Coating	3.4198					0.0000	0.0000		0.0000	0.0000			0.0000			0.0000
Consumer Products	27.3479					0.0000	0.0000		0.0000	0.0000			0.0000			0.0000
Hearth	0.0000	0.0000	0.0000	0.0000		0.0000	0.0000		0.0000	0.0000	0.0000	0.0000	0.0000	0.0000	0.0000	0.0000
Landscaping	0.4070	0.1460	12.7563	6.8000e-004		0.0701	0.0701		0.0701	0.0701		23.1744	23.1744	0.0235		23.7626
Total	**31.1747**	**0.1460**	**12.7563**	**6.8000e-004**		**0.0701**	**0.0701**		**0.0701**	**0.0701**	**0.0000**	**23.1744**	**23.1744**	**0.0235**	**0.0000**	**23.7626**

6.2 Area by SubCategory

Mitigated

	ROG	NOx	CO	SO2	Fugitive PM10	Exhaust PM10	PM10 Total	Fugitive PM2.5	Exhaust PM2.5	PM2.5 Total	Bio- CO2	NBio- CO2	Total CO2	CH4	N2O	CO2e
SubCategory	lb/day										lb/day					
Architectural Coating	3.4198					0.0000	0.0000		0.0000	0.0000			0.0000			0.0000
Consumer Products	27.3479					0.0000	0.0000		0.0000	0.0000			0.0000			0.0000
Hearth	0.0000	0.0000	0.0000	0.0000		0.0000	0.0000		0.0000	0.0000	0.0000	0.0000	0.0000	0.0000	0.0000	0.0000
Landscaping	0.4070	0.1460	12.7563	6.8000e-004		0.0701	0.0701		0.0701	0.0701		23.1744	23.1744	0.0235		23.7626
Total	**31.1747**	**0.1460**	**12.7563**	**6.8000e-004**		**0.0701**	**0.0701**		**0.0701**	**0.0701**	**0.0000**	**23.1744**	**23.1744**	**0.0235**	**0.0000**	**23.7626**

7.0 Water Detail

7.1 Mitigation Measures Water

8.0 Waste Detail

8.1 Mitigation Measures Waste

9.0 Operational Offroad

Equipment Type	Number	Hours/Day	Days/Year	Horse Power	Load Factor	Fuel Type

10.0 Stationary Equipment

Fire Pumps and Emergency Generators

Equipment Type	Number	Hours/Day	Hours/Year	Horse Power	Load Factor	Fuel Type
Emergency Generator	4	1	96	536	0.73	Diesel

Boilers

Equipment Type	Number	Heat Input/Day	Heat Input/Year	Boiler Rating	Fuel Type
Boiler	1	325.82	118924	13.58	CNG

User Defined Equipment

Equipment Type	Number

10.1 Stationary Sources

Unmitigated/Mitigated

	ROG	NOx	CO	SO2	Fugitive PM10	Exhaust PM10	PM10 Total	Fugitive PM2.5	Exhaust PM2.5	PM2.5 Total	Bio- CO2	NBio- CO2	Total CO2	CH4	N2O	CO2e
Equipment Type	lb/day										lb/day					
Boiler - CNG (5 - 75 MMBTU)	1.7569	3.5841	31.3048	0.1917		2.4277	2.4277		2.4277	2.4277		38,332.4095	38,332.4095	0.7347		38,350.7771
Emergency Generator - Diesel (300 - 600 HP)	3.5180	9.8339	8.9713	0.0169		0.5176	0.5176		0.5176	0.5176		1,799.9183	1,799.9183	0.2524		1,806.2270
Total	**5.2749**	**13.4180**	**40.2761**	**0.2086**		**2.9453**	**2.9453**		**2.9453**	**2.9453**		**40,132.3277**	**40,132.3277**	**0.9871**		**40,157.0041**

11.0 Vegetation

Unmitigated CNU Operation with CalEEMod Defaults

Sacramento County, Winter

1.0 Project Characteristics

1.1 Land Usage

Land Uses	Size	Metric	Lot Acreage	Floor Surface Area	Population
General Office Building	24.00	1000sqft	0.55	24,000.00	0
Hospital	596.79	1000sqft	13.70	596,790.00	0
Hospital	103.21	1000sqft	2.37	103,210.00	0
Hospital	168.50	1000sqft	3.87	168,500.00	0
Medical Office Building	100.00	1000sqft	2.30	100,000.00	0
General Light Industry	22.85	1000sqft	0.52	22,850.00	0
Enclosed Parking with Elevator	80.00	Space	0.72	32,000.00	0
Enclosed Parking with Elevator	170.00	Space	1.53	68,000.00	0
Enclosed Parking with Elevator	200.00	Space	1.80	80,000.00	0
Parking Lot	15.50	1000sqft	0.36	15,500.00	0
Unenclosed Parking with Elevator	1,500.00	Space	13.50	600,000.00	0
Unenclosed Parking with Elevator	1,000.00	Space	9.00	400,000.00	0
Apartments Mid Rise	150.00	Dwelling Unit	3.95	150,000.00	401
Strip Mall	51.40	1000sqft	1.18	51,400.00	0
Strip Mall	41.40	1000sqft	0.95	41,400.00	0

1.2 Other Project Characteristics

Urbanization	Urban	**Wind Speed (m/s)**	3.5	**Precipitation Freq (Days)**	58
Climate Zone	6			**Operational Year**	2030
Utility Company	Sacramento Municipal Utility District				

CO2 Intensity (lb/MWhr)	590.31	**CH4 Intensity (lb/MWhr)**	0.029	**N2O Intensity (lb/MWhr)**	0.006

1.3 User Entered Comments & Non-Default Data

Project Characteristics -

Land Use -

Construction Phase - Operation only

Off-road Equipment - Operation only

Off-road Equipment - Operation only

Off-road Equipment - Operation only

Off-road Equipment - Operation only

Off-road Equipment - Operation only

Off-road Equipment - Operation only

Trips and VMT - Operation only

Grading -

Architectural Coating - Operation only

Energy Use - Title 24 values updated to reflect 2019 standard improvements. 30% reduction in electricity for nonresidential and mid-rise residential. Natural gas included in boiler emissions using MMBTU/yr provided by applicant.

Stationary Sources - Emergency Generators and Fire Pumps -

Stationary Sources - Process Boilers -

Vehicle Trips - Mobile sources modeled separately

Table Name	Column Name	Default Value	New Value
tblArchitecturalCoating	ConstArea_Nonresidential_Exterior	554,075.00	0.00
tblArchitecturalCoating	ConstArea_Nonresidential_Interior	1,662,225.00	0.00
tblArchitecturalCoating	ConstArea_Parking	71,730.00	0.00
tblArchitecturalCoating	ConstArea_Residential_Exterior	101,250.00	0.00
tblArchitecturalCoating	ConstArea_Residential_Interior	303,750.00	0.00

tblEnergyUse	NT24NG	2,687.00	0.00
tblEnergyUse	NT24NG	12.42	0.00
tblEnergyUse	NT24NG	0.68	0.00
tblEnergyUse	NT24NG	9.61	0.00
tblEnergyUse	NT24NG	0.68	0.00
tblEnergyUse	NT24NG	0.93	0.00
tblEnergyUse	T24E	460.92	322.64
tblEnergyUse	T24E	3.92	2.74
tblEnergyUse	T24E	3.41	2.39
tblEnergyUse	T24E	4.98	3.49
tblEnergyUse	T24E	9.18	6.43
tblEnergyUse	T24E	4.98	3.49
tblEnergyUse	T24E	3.26	2.28
tblEnergyUse	T24NG	7,061.10	0.00
tblEnergyUse	T24NG	23.39	0.00
tblEnergyUse	T24NG	12.42	0.00
tblEnergyUse	T24NG	57.91	0.00
tblEnergyUse	T24NG	12.42	0.00
tblEnergyUse	T24NG	4.49	0.00
tblOffRoadEquipment	OffRoadEquipmentUnitAmount	1.00	0.00
tblOffRoadEquipment	OffRoadEquipmentUnitAmount	1.00	0.00
tblOffRoadEquipment	OffRoadEquipmentUnitAmount	1.00	0.00
tblOffRoadEquipment	OffRoadEquipmentUnitAmount	3.00	0.00
tblOffRoadEquipment	OffRoadEquipmentUnitAmount	2.00	0.00
tblOffRoadEquipment	OffRoadEquipmentUnitAmount	3.00	0.00
tblOffRoadEquipment	OffRoadEquipmentUnitAmount	1.00	0.00
tblOffRoadEquipment	OffRoadEquipmentUnitAmount	1.00	0.00

Unmitigated CNU Operation with CalEEMod Defaults - Sacramento County, Winter

tblOffRoadEquipment	OffRoadEquipmentUnitAmount	2.00	0.00
tblOffRoadEquipment	OffRoadEquipmentUnitAmount	2.00	0.00
tblOffRoadEquipment	OffRoadEquipmentUnitAmount	2.00	0.00
tblOffRoadEquipment	OffRoadEquipmentUnitAmount	2.00	0.00
tblOffRoadEquipment	OffRoadEquipmentUnitAmount	1.00	0.00
tblOffRoadEquipment	OffRoadEquipmentUnitAmount	3.00	0.00
tblOffRoadEquipment	OffRoadEquipmentUnitAmount	2.00	0.00
tblOffRoadEquipment	OffRoadEquipmentUnitAmount	3.00	0.00
tblOffRoadEquipment	OffRoadEquipmentUnitAmount	2.00	0.00
tblOffRoadEquipment	OffRoadEquipmentUnitAmount	4.00	0.00
tblOffRoadEquipment	OffRoadEquipmentUnitAmount	1.00	0.00
tblStationaryBoilersUse	AnnualHeatInput	0.00	118,924.00
tblStationaryBoilersUse	BoilerRatingValue	0.00	13.58
tblStationaryBoilersUse	DailyHeatInput	0.00	325.82
tblStationaryBoilersUse	NumberOfEquipment	0.00	1.00
tblStationaryGeneratorsPumpsUse	HoursPerYear	0.00	96.00
tblStationaryGeneratorsPumpsUse	NumberOfEquipment	0.00	4.00
tblTripsAndVMT	VendorTripNumber	394.00	0.00
tblTripsAndVMT	WorkerTripNumber	967.00	0.00
tblTripsAndVMT	WorkerTripNumber	193.00	0.00
tblVehicleTrips	ST_TR	6.39	0.00
tblVehicleTrips	ST_TR	1.32	0.00
tblVehicleTrips	ST_TR	2.46	0.00
tblVehicleTrips	ST_TR	10.18	0.00
tblVehicleTrips	ST_TR	8.96	0.00
tblVehicleTrips	ST_TR	42.04	0.00
tblVehicleTrips	SU_TR	5.86	0.00

tblVehicleTrips	SU_TR	0.68	0.00
tblVehicleTrips	SU_TR	1.05	0.00
tblVehicleTrips	SU_TR	8.91	0.00
tblVehicleTrips	SU_TR	1.55	0.00
tblVehicleTrips	SU_TR	20.43	0.00
tblVehicleTrips	WD_TR	6.65	0.00
tblVehicleTrips	WD_TR	6.97	0.00
tblVehicleTrips	WD_TR	11.03	0.00
tblVehicleTrips	WD_TR	13.22	0.00
tblVehicleTrips	WD_TR	36.13	0.00
tblVehicleTrips	WD_TR	44.32	0.00

2.0 Emissions Summary

2.1 Overall Construction (Maximum Daily Emission)

Unmitigated Construction

	ROG	NOx	CO	SO2	Fugitive PM10	Exhaust PM10	PM10 Total	Fugitive PM2.5	Exhaust PM2.5	PM2.5 Total	Bio- CO2	NBio- CO2	Total CO2	CH4	N2O	CO2e
Year	lb/day										lb/day					
2020	0.0000	0.0000	0.0000	0.0000	0.0000	0.0000	0.0000	0.0000	0.0000	0.0000	0.0000	0.0000	0.0000	0.0000	0.0000	0.0000
2021	0.0000	0.0000	0.0000	0.0000	0.0000	0.0000	0.0000	0.0000	0.0000	0.0000	0.0000	0.0000	0.0000	0.0000	0.0000	0.0000
2022	0.0000	0.0000	0.0000	0.0000	0.0000	0.0000	0.0000	0.0000	0.0000	0.0000	0.0000	0.0000	0.0000	0.0000	0.0000	0.0000
2023	0.0000	0.0000	0.0000	0.0000	0.0000	0.0000	0.0000	0.0000	0.0000	0.0000	0.0000	0.0000	0.0000	0.0000	0.0000	0.0000
2024	0.0000	0.0000	0.0000	0.0000	0.0000	0.0000	0.0000	0.0000	0.0000	0.0000	0.0000	0.0000	0.0000	0.0000	0.0000	0.0000
2025	0.0126	0.0000	0.0000	0.0000	0.0000	0.0000	0.0000	0.0000	0.0000	0.0000	0.0000	0.0000	0.0000	0.0000	0.0000	0.0000
Maximum	**0.0126**	**0.0000**	**0.0000**	**0.0000**	**0.0000**	**0.0000**	**0.0000**	**0.0000**	**0.0000**	**0.0000**	**0.0000**	**0.0000**	**0.0000**	**0.0000**	**0.0000**	**0.0000**

2.1 Overall Construction (Maximum Daily Emission)

Mitigated Construction

	ROG	NOx	CO	SO2	Fugitive PM10	Exhaust PM10	PM10 Total	Fugitive PM2.5	Exhaust PM2.5	PM2.5 Total	Bio- CO2	NBio- CO2	Total CO2	CH4	N2O	CO2e
Year	lb/day										lb/day					
2020	0.0000	0.0000	0.0000	0.0000	0.0000	0.0000	0.0000	0.0000	0.0000	0.0000	0.0000	0.0000	0.0000	0.0000	0.0000	0.0000
2021	0.0000	0.0000	0.0000	0.0000	0.0000	0.0000	0.0000	0.0000	0.0000	0.0000	0.0000	0.0000	0.0000	0.0000	0.0000	0.0000
2022	0.0000	0.0000	0.0000	0.0000	0.0000	0.0000	0.0000	0.0000	0.0000	0.0000	0.0000	0.0000	0.0000	0.0000	0.0000	0.0000
2023	0.0000	0.0000	0.0000	0.0000	0.0000	0.0000	0.0000	0.0000	0.0000	0.0000	0.0000	0.0000	0.0000	0.0000	0.0000	0.0000
2024	0.0000	0.0000	0.0000	0.0000	0.0000	0.0000	0.0000	0.0000	0.0000	0.0000	0.0000	0.0000	0.0000	0.0000	0.0000	0.0000
2025	0.0126	0.0000	0.0000	0.0000	0.0000	0.0000	0.0000	0.0000	0.0000	0.0000	0.0000	0.0000	0.0000	0.0000	0.0000	0.0000
Maximum	**0.0126**	**0.0000**	**0.0000**	**0.0000**	**0.0000**	**0.0000**	**0.0000**	**0.0000**	**0.0000**	**0.0000**	**0.0000**	**0.0000**	**0.0000**	**0.0000**	**0.0000**	**0.0000**

	ROG	**NOx**	**CO**	**SO2**	**Fugitive PM10**	**Exhaust PM10**	**PM10 Total**	**Fugitive PM2.5**	**Exhaust PM2.5**	**PM2.5 Total**	**Bio- CO2**	**NBio-CO2**	**Total CO2**	**CH4**	**N20**	**CO2e**
Percent Reduction	**0.00**	**0.00**	**0.00**	**0.00**	**0.00**	**0.00**	**0.00**	**0.00**	**0.00**	**0.00**	**0.00**	**0.00**	**0.00**	**0.00**	**0.00**	**0.00**

2.2 Overall Operational

Unmitigated Operational

	ROG	NOx	CO	SO2	Fugitive PM10	Exhaust PM10	PM10 Total	Fugitive PM2.5	Exhaust PM2.5	PM2.5 Total	Bio- CO2	NBio- CO2	Total CO2	CH4	N2O	CO2e
Category	lb/day										lb/day					
Area	31.1747	0.1460	12.7563	6.8000e-004		0.0701	0.0701		0.0701	0.0701	0.0000	23.1744	23.1744	0.0235	0.0000	23.7626
Energy	0.0000	0.0000	0.0000	0.0000		0.0000	0.0000		0.0000	0.0000		0.0000	0.0000	0.0000	0.0000	0.0000
Mobile	0.0000	0.0000	0.0000	0.0000	0.0000	0.0000	0.0000	0.0000	0.0000	0.0000		0.0000	0.0000	0.0000		0.0000
Stationary	5.2749	13.4180	40.2761	0.2086		2.9453	2.9453		2.9453	2.9453		40,132.3277	40,132.3277	0.9871		40,157.0041
Total	**36.4496**	**13.5640**	**53.0324**	**0.2093**	**0.0000**	**3.0154**	**3.0154**	**0.0000**	**3.0154**	**3.0154**	**0.0000**	**40,155.5021**	**40,155.5021**	**1.0106**	**0.0000**	**40,180.7667**

2.2 Overall Operational

Mitigated Operational

	ROG	NOx	CO	SO2	Fugitive PM10	Exhaust PM10	PM10 Total	Fugitive PM2.5	Exhaust PM2.5	PM2.5 Total	Bio- CO2	NBio- CO2	Total CO2	CH4	N2O	CO2e
Category	lb/day										lb/day					
Area	31.1747	0.1460	12.7563	6.8000e-004		0.0701	0.0701		0.0701	0.0701	0.0000	23.1744	23.1744	0.0235	0.0000	23.7626
Energy	0.0000	0.0000	0.0000	0.0000		0.0000	0.0000		0.0000	0.0000		0.0000	0.0000	0.0000	0.0000	0.0000
Mobile	0.0000	0.0000	0.0000	0.0000	0.0000	0.0000	0.0000	0.0000	0.0000	0.0000		0.0000	0.0000	0.0000		0.0000
Stationary	5.2749	13.4180	40.2761	0.2086		2.9453	2.9453		2.9453	2.9453		40,132.3277	40,132.3277	0.9871		40,157.0041
Total	**36.4496**	**13.5640**	**53.0324**	**0.2093**	**0.0000**	**3.0154**	**3.0154**	**0.0000**	**3.0154**	**3.0154**	**0.0000**	**40,155.5021**	**40,155.5021**	**1.0106**	**0.0000**	**40,180.7667**

	ROG	NOx	CO	SO2	Fugitive PM10	Exhaust PM10	PM10 Total	Fugitive PM2.5	Exhaust PM2.5	PM2.5 Total	Bio- CO2	NBio-CO2	Total CO2	CH4	N20	CO2e
Percent Reduction	**0.00**	**0.00**	**0.00**	**0.00**	**0.00**	**0.00**	**0.00**	**0.00**	**0.00**	**0.00**	**0.00**	**0.00**	**0.00**	**0.00**	**0.00**	**0.00**

3.0 Construction Detail

Construction Phase

Unmitigated CNU Operation with CalEEMod Defaults - Sacramento County, Winter

Phase Number	Phase Name	Phase Type	Start Date	End Date	Num Days Week	Num Days	Phase Description
1	Demolition	Demolition	3/10/2020	6/15/2020	5	70	
2	Site Preparation	Site Preparation	6/16/2020	8/10/2020	5	40	
3	Grading	Grading	8/11/2020	1/11/2021	5	110	
4	Building Construction	Building Construction	1/12/2021	4/14/2025	5	1110	
5	Paving	Paving	4/15/2025	7/28/2025	5	75	
6	Architectural Coating	Architectural Coating	7/29/2025	11/10/2025	5	75	

Acres of Grading (Site Preparation Phase): 0

Acres of Grading (Grading Phase): 0

Acres of Paving: 26.91

Residential Indoor: 0; Residential Outdoor: 0; Non-Residential Indoor: 0; Non-Residential Outdoor: 0; Striped Parking Area: 0 (Architectural Coating – sqft)

OffRoad Equipment

Unmitigated CNU Operation with CalEEMod Defaults - Sacramento County, Winter

Phase Name	Offroad Equipment Type	Amount	Usage Hours	Horse Power	Load Factor
Demolition	Concrete/Industrial Saws	0	8.00	81	0.73
Demolition	Excavators	0	8.00	158	0.38
Demolition	Rubber Tired Dozers	0	8.00	247	0.40
Site Preparation	Rubber Tired Dozers	0	8.00	247	0.40
Site Preparation	Tractors/Loaders/Backhoes	0	8.00	97	0.37
Grading	Excavators	0	8.00	158	0.38
Grading	Graders	0	8.00	187	0.41
Grading	Rubber Tired Dozers	0	8.00	247	0.40
Grading	Scrapers	0	8.00	367	0.48
Grading	Tractors/Loaders/Backhoes	0	8.00	97	0.37
Building Construction	Cranes	0	7.00	231	0.29
Building Construction	Forklifts	0	8.00	89	0.20
Building Construction	Generator Sets	0	8.00	84	0.74
Building Construction	Tractors/Loaders/Backhoes	0	7.00	97	0.37
Building Construction	Welders	0	8.00	46	0.45
Paving	Pavers	0	8.00	130	0.42
Paving	Paving Equipment	0	8.00	132	0.36
Paving	Rollers	0	8.00	80	0.38
Architectural Coating	Air Compressors	0	6.00	78	0.48

Trips and VMT

Unmitigated CNU Operation with CalEEMod Defaults - Sacramento County, Winter

Phase Name	Offroad Equipment Count	Worker Trip Number	Vendor Trip Number	Hauling Trip Number	Worker Trip Length	Vendor Trip Length	Hauling Trip Length	Worker Vehicle Class	Vendor Vehicle Class	Hauling Vehicle Class
Demolition	0	0.00	0.00	0.00	10.00	6.50	20.00	LD_Mix	HDT_Mix	HHDT
Site Preparation	0	0.00	0.00	0.00	10.00	6.50	20.00	LD_Mix	HDT_Mix	HHDT
Grading	0	0.00	0.00	0.00	10.00	6.50	20.00	LD_Mix	HDT_Mix	HHDT
Building Construction	0	0.00	0.00	0.00	10.00	6.50	20.00	LD_Mix	HDT_Mix	HHDT
Paving	0	0.00	0.00	0.00	10.00	6.50	20.00	LD_Mix	HDT_Mix	HHDT
Architectural Coating	0	0.00	0.00	0.00	10.00	6.50	20.00	LD_Mix	HDT_Mix	HHDT

3.1 Mitigation Measures Construction

3.2 Demolition - 2020

Unmitigated Construction On-Site

	ROG	NOx	CO	SO2	Fugitive PM10	Exhaust PM10	PM10 Total	Fugitive PM2.5	Exhaust PM2.5	PM2.5 Total	Bio- CO2	NBio- CO2	Total CO2	CH4	N2O	CO2e
Category	lb/day										lb/day					
Off-Road	0.0000	0.0000	0.0000	0.0000		0.0000	0.0000		0.0000	0.0000		0.0000	0.0000	0.0000		0.0000
Total	**0.0000**	**0.0000**	**0.0000**	**0.0000**		**0.0000**	**0.0000**		**0.0000**	**0.0000**		**0.0000**	**0.0000**	**0.0000**		**0.0000**

3.2 Demolition - 2020

Unmitigated Construction Off-Site

	ROG	NOx	CO	SO2	Fugitive PM10	Exhaust PM10	PM10 Total	Fugitive PM2.5	Exhaust PM2.5	PM2.5 Total	Bio- CO2	NBio- CO2	Total CO2	CH4	N2O	CO2e
Category	lb/day										lb/day					
Hauling	0.0000	0.0000	0.0000	0.0000	0.0000	0.0000	0.0000	0.0000	0.0000	0.0000		0.0000	0.0000	0.0000		0.0000
Vendor	0.0000	0.0000	0.0000	0.0000	0.0000	0.0000	0.0000	0.0000	0.0000	0.0000		0.0000	0.0000	0.0000		0.0000
Worker	0.0000	0.0000	0.0000	0.0000	0.0000	0.0000	0.0000	0.0000	0.0000	0.0000		0.0000	0.0000	0.0000		0.0000
Total	**0.0000**	**0.0000**	**0.0000**	**0.0000**	**0.0000**	**0.0000**	**0.0000**	**0.0000**	**0.0000**	**0.0000**		**0.0000**	**0.0000**	**0.0000**		**0.0000**

Mitigated Construction On-Site

	ROG	NOx	CO	SO2	Fugitive PM10	Exhaust PM10	PM10 Total	Fugitive PM2.5	Exhaust PM2.5	PM2.5 Total	Bio- CO2	NBio- CO2	Total CO2	CH4	N2O	CO2e
Category	lb/day										lb/day					
Off-Road	0.0000	0.0000	0.0000	0.0000		0.0000	0.0000		0.0000	0.0000	0.0000	0.0000	0.0000	0.0000		0.0000
Total	**0.0000**	**0.0000**	**0.0000**	**0.0000**		**0.0000**	**0.0000**		**0.0000**	**0.0000**	**0.0000**	**0.0000**	**0.0000**	**0.0000**		**0.0000**

3.2 Demolition - 2020

Mitigated Construction Off-Site

	ROG	NOx	CO	SO2	Fugitive PM10	Exhaust PM10	PM10 Total	Fugitive PM2.5	Exhaust PM2.5	PM2.5 Total	Bio- CO2	NBio- CO2	Total CO2	CH4	N2O	CO2e
Category	lb/day										lb/day					
Hauling	0.0000	0.0000	0.0000	0.0000	0.0000	0.0000	0.0000	0.0000	0.0000	0.0000		0.0000	0.0000	0.0000		0.0000
Vendor	0.0000	0.0000	0.0000	0.0000	0.0000	0.0000	0.0000	0.0000	0.0000	0.0000		0.0000	0.0000	0.0000		0.0000
Worker	0.0000	0.0000	0.0000	0.0000	0.0000	0.0000	0.0000	0.0000	0.0000	0.0000		0.0000	0.0000	0.0000		0.0000
Total	**0.0000**	**0.0000**	**0.0000**	**0.0000**	**0.0000**	**0.0000**	**0.0000**	**0.0000**	**0.0000**	**0.0000**		**0.0000**	**0.0000**	**0.0000**		**0.0000**

3.3 Site Preparation - 2020

Unmitigated Construction On-Site

	ROG	NOx	CO	SO2	Fugitive PM10	Exhaust PM10	PM10 Total	Fugitive PM2.5	Exhaust PM2.5	PM2.5 Total	Bio- CO2	NBio- CO2	Total CO2	CH4	N2O	CO2e
Category	lb/day										lb/day					
Fugitive Dust					0.0000	0.0000	0.0000	0.0000	0.0000	0.0000			0.0000			0.0000
Off-Road	0.0000	0.0000	0.0000	0.0000		0.0000	0.0000		0.0000	0.0000		0.0000	0.0000	0.0000		0.0000
Total	**0.0000**	**0.0000**	**0.0000**	**0.0000**	**0.0000**	**0.0000**	**0.0000**	**0.0000**	**0.0000**	**0.0000**		**0.0000**	**0.0000**	**0.0000**		**0.0000**

3.3 Site Preparation - 2020

Unmitigated Construction Off-Site

	ROG	NOx	CO	SO2	Fugitive PM10	Exhaust PM10	PM10 Total	Fugitive PM2.5	Exhaust PM2.5	PM2.5 Total	Bio- CO2	NBio- CO2	Total CO2	CH4	N2O	CO2e
Category	lb/day										lb/day					
Hauling	0.0000	0.0000	0.0000	0.0000	0.0000	0.0000	0.0000	0.0000	0.0000	0.0000		0.0000	0.0000	0.0000		0.0000
Vendor	0.0000	0.0000	0.0000	0.0000	0.0000	0.0000	0.0000	0.0000	0.0000	0.0000		0.0000	0.0000	0.0000		0.0000
Worker	0.0000	0.0000	0.0000	0.0000	0.0000	0.0000	0.0000	0.0000	0.0000	0.0000		0.0000	0.0000	0.0000		0.0000
Total	**0.0000**	**0.0000**	**0.0000**	**0.0000**	**0.0000**	**0.0000**	**0.0000**	**0.0000**	**0.0000**	**0.0000**		**0.0000**	**0.0000**	**0.0000**		**0.0000**

Mitigated Construction On-Site

	ROG	NOx	CO	SO2	Fugitive PM10	Exhaust PM10	PM10 Total	Fugitive PM2.5	Exhaust PM2.5	PM2.5 Total	Bio- CO2	NBio- CO2	Total CO2	CH4	N2O	CO2e
Category	lb/day										lb/day					
Fugitive Dust					0.0000	0.0000	0.0000	0.0000	0.0000	0.0000			0.0000			0.0000
Off-Road	0.0000	0.0000	0.0000	0.0000		0.0000	0.0000		0.0000	0.0000	0.0000	0.0000	0.0000	0.0000		0.0000
Total	**0.0000**	**0.0000**	**0.0000**	**0.0000**	**0.0000**	**0.0000**	**0.0000**	**0.0000**	**0.0000**	**0.0000**	**0.0000**	**0.0000**	**0.0000**	**0.0000**		**0.0000**

3.3 Site Preparation - 2020

Mitigated Construction Off-Site

	ROG	NOx	CO	SO2	Fugitive PM10	Exhaust PM10	PM10 Total	Fugitive PM2.5	Exhaust PM2.5	PM2.5 Total	Bio- CO2	NBio- CO2	Total CO2	CH4	N2O	CO2e
Category	lb/day										lb/day					
Hauling	0.0000	0.0000	0.0000	0.0000	0.0000	0.0000	0.0000	0.0000	0.0000	0.0000		0.0000	0.0000	0.0000		0.0000
Vendor	0.0000	0.0000	0.0000	0.0000	0.0000	0.0000	0.0000	0.0000	0.0000	0.0000		0.0000	0.0000	0.0000		0.0000
Worker	0.0000	0.0000	0.0000	0.0000	0.0000	0.0000	0.0000	0.0000	0.0000	0.0000		0.0000	0.0000	0.0000		0.0000
Total	**0.0000**	**0.0000**	**0.0000**	**0.0000**	**0.0000**	**0.0000**	**0.0000**	**0.0000**	**0.0000**	**0.0000**		**0.0000**	**0.0000**	**0.0000**		**0.0000**

3.4 Grading - 2020

Unmitigated Construction On-Site

	ROG	NOx	CO	SO2	Fugitive PM10	Exhaust PM10	PM10 Total	Fugitive PM2.5	Exhaust PM2.5	PM2.5 Total	Bio- CO2	NBio- CO2	Total CO2	CH4	N2O	CO2e
Category	lb/day										lb/day					
Fugitive Dust					0.0000	0.0000	0.0000	0.0000	0.0000	0.0000			0.0000			0.0000
Off-Road	0.0000	0.0000	0.0000	0.0000		0.0000	0.0000		0.0000	0.0000		0.0000	0.0000	0.0000		0.0000
Total	**0.0000**	**0.0000**	**0.0000**	**0.0000**	**0.0000**	**0.0000**	**0.0000**	**0.0000**	**0.0000**	**0.0000**		**0.0000**	**0.0000**	**0.0000**		**0.0000**

3.4 Grading - 2020

Unmitigated Construction Off-Site

	ROG	NOx	CO	SO2	Fugitive PM10	Exhaust PM10	PM10 Total	Fugitive PM2.5	Exhaust PM2.5	PM2.5 Total	Bio- CO2	NBio- CO2	Total CO2	CH4	N2O	CO2e
Category	lb/day										lb/day					
Hauling	0.0000	0.0000	0.0000	0.0000	0.0000	0.0000	0.0000	0.0000	0.0000	0.0000		0.0000	0.0000	0.0000		0.0000
Vendor	0.0000	0.0000	0.0000	0.0000	0.0000	0.0000	0.0000	0.0000	0.0000	0.0000		0.0000	0.0000	0.0000		0.0000
Worker	0.0000	0.0000	0.0000	0.0000	0.0000	0.0000	0.0000	0.0000	0.0000	0.0000		0.0000	0.0000	0.0000		0.0000
Total	**0.0000**	**0.0000**	**0.0000**	**0.0000**	**0.0000**	**0.0000**	**0.0000**	**0.0000**	**0.0000**	**0.0000**		**0.0000**	**0.0000**	**0.0000**		**0.0000**

Mitigated Construction On-Site

	ROG	NOx	CO	SO2	Fugitive PM10	Exhaust PM10	PM10 Total	Fugitive PM2.5	Exhaust PM2.5	PM2.5 Total	Bio- CO2	NBio- CO2	Total CO2	CH4	N2O	CO2e
Category	lb/day										lb/day					
Fugitive Dust					0.0000	0.0000	0.0000	0.0000	0.0000	0.0000			0.0000			0.0000
Off-Road	0.0000	0.0000	0.0000	0.0000		0.0000	0.0000		0.0000	0.0000	0.0000	0.0000	0.0000	0.0000		0.0000
Total	**0.0000**	**0.0000**	**0.0000**	**0.0000**	**0.0000**	**0.0000**	**0.0000**	**0.0000**	**0.0000**	**0.0000**	**0.0000**	**0.0000**	**0.0000**	**0.0000**		**0.0000**

3.4 Grading - 2020

Mitigated Construction Off-Site

	ROG	NOx	CO	SO2	Fugitive PM10	Exhaust PM10	PM10 Total	Fugitive PM2.5	Exhaust PM2.5	PM2.5 Total	Bio- CO2	NBio- CO2	Total CO2	CH4	N2O	CO2e
Category	lb/day										lb/day					
Hauling	0.0000	0.0000	0.0000	0.0000	0.0000	0.0000	0.0000	0.0000	0.0000	0.0000		0.0000	0.0000	0.0000		0.0000
Vendor	0.0000	0.0000	0.0000	0.0000	0.0000	0.0000	0.0000	0.0000	0.0000	0.0000		0.0000	0.0000	0.0000		0.0000
Worker	0.0000	0.0000	0.0000	0.0000	0.0000	0.0000	0.0000	0.0000	0.0000	0.0000		0.0000	0.0000	0.0000		0.0000
Total	**0.0000**	**0.0000**	**0.0000**	**0.0000**	**0.0000**	**0.0000**	**0.0000**	**0.0000**	**0.0000**	**0.0000**		**0.0000**	**0.0000**	**0.0000**		**0.0000**

3.4 Grading - 2021

Unmitigated Construction On-Site

	ROG	NOx	CO	SO2	Fugitive PM10	Exhaust PM10	PM10 Total	Fugitive PM2.5	Exhaust PM2.5	PM2.5 Total	Bio- CO2	NBio- CO2	Total CO2	CH4	N2O	CO2e
Category	lb/day										lb/day					
Fugitive Dust					0.0000	0.0000	0.0000	0.0000	0.0000	0.0000			0.0000			0.0000
Off-Road	0.0000	0.0000	0.0000	0.0000		0.0000	0.0000		0.0000	0.0000		0.0000	0.0000	0.0000		0.0000
Total	**0.0000**	**0.0000**	**0.0000**	**0.0000**	**0.0000**	**0.0000**	**0.0000**	**0.0000**	**0.0000**	**0.0000**		**0.0000**	**0.0000**	**0.0000**		**0.0000**

3.4 Grading - 2021

Unmitigated Construction Off-Site

	ROG	NOx	CO	SO2	Fugitive PM10	Exhaust PM10	PM10 Total	Fugitive PM2.5	Exhaust PM2.5	PM2.5 Total	Bio- CO2	NBio- CO2	Total CO2	CH4	N2O	CO2e
Category	lb/day										lb/day					
Hauling	0.0000	0.0000	0.0000	0.0000	0.0000	0.0000	0.0000	0.0000	0.0000	0.0000		0.0000	0.0000	0.0000		0.0000
Vendor	0.0000	0.0000	0.0000	0.0000	0.0000	0.0000	0.0000	0.0000	0.0000	0.0000		0.0000	0.0000	0.0000		0.0000
Worker	0.0000	0.0000	0.0000	0.0000	0.0000	0.0000	0.0000	0.0000	0.0000	0.0000		0.0000	0.0000	0.0000		0.0000
Total	**0.0000**	**0.0000**	**0.0000**	**0.0000**	**0.0000**	**0.0000**	**0.0000**	**0.0000**	**0.0000**	**0.0000**		**0.0000**	**0.0000**	**0.0000**		**0.0000**

Mitigated Construction On-Site

	ROG	NOx	CO	SO2	Fugitive PM10	Exhaust PM10	PM10 Total	Fugitive PM2.5	Exhaust PM2.5	PM2.5 Total	Bio- CO2	NBio- CO2	Total CO2	CH4	N2O	CO2e
Category	lb/day										lb/day					
Fugitive Dust					0.0000	0.0000	0.0000	0.0000	0.0000	0.0000			0.0000			0.0000
Off-Road	0.0000	0.0000	0.0000	0.0000		0.0000	0.0000		0.0000	0.0000	0.0000	0.0000	0.0000	0.0000		0.0000
Total	**0.0000**	**0.0000**	**0.0000**	**0.0000**	**0.0000**	**0.0000**	**0.0000**	**0.0000**	**0.0000**	**0.0000**	**0.0000**	**0.0000**	**0.0000**	**0.0000**		**0.0000**

3.4 Grading - 2021

Mitigated Construction Off-Site

	ROG	NOx	CO	SO2	Fugitive PM10	Exhaust PM10	PM10 Total	Fugitive PM2.5	Exhaust PM2.5	PM2.5 Total	Bio- CO2	NBio- CO2	Total CO2	CH4	N2O	CO2e
Category	lb/day										lb/day					
Hauling	0.0000	0.0000	0.0000	0.0000	0.0000	0.0000	0.0000	0.0000	0.0000	0.0000		0.0000	0.0000	0.0000		0.0000
Vendor	0.0000	0.0000	0.0000	0.0000	0.0000	0.0000	0.0000	0.0000	0.0000	0.0000		0.0000	0.0000	0.0000		0.0000
Worker	0.0000	0.0000	0.0000	0.0000	0.0000	0.0000	0.0000	0.0000	0.0000	0.0000		0.0000	0.0000	0.0000		0.0000
Total	**0.0000**	**0.0000**	**0.0000**	**0.0000**	**0.0000**	**0.0000**	**0.0000**	**0.0000**	**0.0000**	**0.0000**		**0.0000**	**0.0000**	**0.0000**		**0.0000**

3.5 Building Construction - 2021

Unmitigated Construction On-Site

	ROG	NOx	CO	SO2	Fugitive PM10	Exhaust PM10	PM10 Total	Fugitive PM2.5	Exhaust PM2.5	PM2.5 Total	Bio- CO2	NBio- CO2	Total CO2	CH4	N2O	CO2e
Category	lb/day										lb/day					
Off-Road	0.0000	0.0000	0.0000	0.0000		0.0000	0.0000		0.0000	0.0000		0.0000	0.0000	0.0000		0.0000
Total	**0.0000**	**0.0000**	**0.0000**	**0.0000**		**0.0000**	**0.0000**		**0.0000**	**0.0000**		**0.0000**	**0.0000**	**0.0000**		**0.0000**

3.5 Building Construction - 2021

Unmitigated Construction Off-Site

	ROG	NOx	CO	SO2	Fugitive PM10	Exhaust PM10	PM10 Total	Fugitive PM2.5	Exhaust PM2.5	PM2.5 Total	Bio- CO2	NBio- CO2	Total CO2	CH4	N2O	CO2e
Category	lb/day										lb/day					
Hauling	0.0000	0.0000	0.0000	0.0000	0.0000	0.0000	0.0000	0.0000	0.0000	0.0000		0.0000	0.0000	0.0000		0.0000
Vendor	0.0000	0.0000	0.0000	0.0000	0.0000	0.0000	0.0000	0.0000	0.0000	0.0000		0.0000	0.0000	0.0000		0.0000
Worker	0.0000	0.0000	0.0000	0.0000	0.0000	0.0000	0.0000	0.0000	0.0000	0.0000		0.0000	0.0000	0.0000		0.0000
Total	**0.0000**	**0.0000**	**0.0000**	**0.0000**	**0.0000**	**0.0000**	**0.0000**	**0.0000**	**0.0000**	**0.0000**		**0.0000**	**0.0000**	**0.0000**		**0.0000**

Mitigated Construction On-Site

	ROG	NOx	CO	SO2	Fugitive PM10	Exhaust PM10	PM10 Total	Fugitive PM2.5	Exhaust PM2.5	PM2.5 Total	Bio- CO2	NBio- CO2	Total CO2	CH4	N2O	CO2e
Category	lb/day										lb/day					
Off-Road	0.0000	0.0000	0.0000	0.0000		0.0000	0.0000		0.0000	0.0000	0.0000	0.0000	0.0000	0.0000		0.0000
Total	**0.0000**	**0.0000**	**0.0000**	**0.0000**		**0.0000**	**0.0000**		**0.0000**	**0.0000**	**0.0000**	**0.0000**	**0.0000**	**0.0000**		**0.0000**

3.5 Building Construction - 2021

Mitigated Construction Off-Site

	ROG	NOx	CO	SO2	Fugitive PM10	Exhaust PM10	PM10 Total	Fugitive PM2.5	Exhaust PM2.5	PM2.5 Total	Bio- CO2	NBio- CO2	Total CO2	CH4	N2O	CO2e
Category	lb/day										lb/day					
Hauling	0.0000	0.0000	0.0000	0.0000	0.0000	0.0000	0.0000	0.0000	0.0000	0.0000		0.0000	0.0000	0.0000		0.0000
Vendor	0.0000	0.0000	0.0000	0.0000	0.0000	0.0000	0.0000	0.0000	0.0000	0.0000		0.0000	0.0000	0.0000		0.0000
Worker	0.0000	0.0000	0.0000	0.0000	0.0000	0.0000	0.0000	0.0000	0.0000	0.0000		0.0000	0.0000	0.0000		0.0000
Total	**0.0000**	**0.0000**	**0.0000**	**0.0000**	**0.0000**	**0.0000**	**0.0000**	**0.0000**	**0.0000**	**0.0000**		**0.0000**	**0.0000**	**0.0000**		**0.0000**

3.5 Building Construction - 2022

Unmitigated Construction On-Site

	ROG	NOx	CO	SO2	Fugitive PM10	Exhaust PM10	PM10 Total	Fugitive PM2.5	Exhaust PM2.5	PM2.5 Total	Bio- CO2	NBio- CO2	Total CO2	CH4	N2O	CO2e
Category	lb/day										lb/day					
Off-Road	0.0000	0.0000	0.0000	0.0000		0.0000	0.0000		0.0000	0.0000		0.0000	0.0000	0.0000		0.0000
Total	**0.0000**	**0.0000**	**0.0000**	**0.0000**		**0.0000**	**0.0000**		**0.0000**	**0.0000**		**0.0000**	**0.0000**	**0.0000**		**0.0000**

3.5 Building Construction - 2022

Unmitigated Construction Off-Site

	ROG	NOx	CO	SO2	Fugitive PM10	Exhaust PM10	PM10 Total	Fugitive PM2.5	Exhaust PM2.5	PM2.5 Total	Bio- CO2	NBio- CO2	Total CO2	CH4	N2O	CO2e
Category	lb/day										lb/day					
Hauling	0.0000	0.0000	0.0000	0.0000	0.0000	0.0000	0.0000	0.0000	0.0000	0.0000		0.0000	0.0000	0.0000		0.0000
Vendor	0.0000	0.0000	0.0000	0.0000	0.0000	0.0000	0.0000	0.0000	0.0000	0.0000		0.0000	0.0000	0.0000		0.0000
Worker	0.0000	0.0000	0.0000	0.0000	0.0000	0.0000	0.0000	0.0000	0.0000	0.0000		0.0000	0.0000	0.0000		0.0000
Total	**0.0000**	**0.0000**	**0.0000**	**0.0000**	**0.0000**	**0.0000**	**0.0000**	**0.0000**	**0.0000**	**0.0000**		**0.0000**	**0.0000**	**0.0000**		**0.0000**

Mitigated Construction On-Site

	ROG	NOx	CO	SO2	Fugitive PM10	Exhaust PM10	PM10 Total	Fugitive PM2.5	Exhaust PM2.5	PM2.5 Total	Bio- CO2	NBio- CO2	Total CO2	CH4	N2O	CO2e
Category	lb/day										lb/day					
Off-Road	0.0000	0.0000	0.0000	0.0000		0.0000	0.0000		0.0000	0.0000	0.0000	0.0000	0.0000	0.0000		0.0000
Total	**0.0000**	**0.0000**	**0.0000**	**0.0000**		**0.0000**	**0.0000**		**0.0000**	**0.0000**	**0.0000**	**0.0000**	**0.0000**	**0.0000**		**0.0000**

3.5 Building Construction - 2022

Mitigated Construction Off-Site

	ROG	NOx	CO	SO2	Fugitive PM10	Exhaust PM10	PM10 Total	Fugitive PM2.5	Exhaust PM2.5	PM2.5 Total	Bio- CO2	NBio- CO2	Total CO2	CH4	N2O	CO2e
Category	lb/day										lb/day					
Hauling	0.0000	0.0000	0.0000	0.0000	0.0000	0.0000	0.0000	0.0000	0.0000	0.0000		0.0000	0.0000	0.0000		0.0000
Vendor	0.0000	0.0000	0.0000	0.0000	0.0000	0.0000	0.0000	0.0000	0.0000	0.0000		0.0000	0.0000	0.0000		0.0000
Worker	0.0000	0.0000	0.0000	0.0000	0.0000	0.0000	0.0000	0.0000	0.0000	0.0000		0.0000	0.0000	0.0000		0.0000
Total	**0.0000**	**0.0000**	**0.0000**	**0.0000**	**0.0000**	**0.0000**	**0.0000**	**0.0000**	**0.0000**	**0.0000**		**0.0000**	**0.0000**	**0.0000**		**0.0000**

3.5 Building Construction - 2023

Unmitigated Construction On-Site

	ROG	NOx	CO	SO2	Fugitive PM10	Exhaust PM10	PM10 Total	Fugitive PM2.5	Exhaust PM2.5	PM2.5 Total	Bio- CO2	NBio- CO2	Total CO2	CH4	N2O	CO2e
Category	lb/day										lb/day					
Off-Road	0.0000	0.0000	0.0000	0.0000		0.0000	0.0000		0.0000	0.0000		0.0000	0.0000	0.0000		0.0000
Total	**0.0000**	**0.0000**	**0.0000**	**0.0000**		**0.0000**	**0.0000**		**0.0000**	**0.0000**		**0.0000**	**0.0000**	**0.0000**		**0.0000**

3.5 Building Construction - 2023

Unmitigated Construction Off-Site

	ROG	NOx	CO	SO2	Fugitive PM10	Exhaust PM10	PM10 Total	Fugitive PM2.5	Exhaust PM2.5	PM2.5 Total	Bio- CO2	NBio- CO2	Total CO2	CH4	N2O	CO2e
Category	lb/day										lb/day					
Hauling	0.0000	0.0000	0.0000	0.0000	0.0000	0.0000	0.0000	0.0000	0.0000	0.0000		0.0000	0.0000	0.0000		0.0000
Vendor	0.0000	0.0000	0.0000	0.0000	0.0000	0.0000	0.0000	0.0000	0.0000	0.0000		0.0000	0.0000	0.0000		0.0000
Worker	0.0000	0.0000	0.0000	0.0000	0.0000	0.0000	0.0000	0.0000	0.0000	0.0000		0.0000	0.0000	0.0000		0.0000
Total	**0.0000**	**0.0000**	**0.0000**	**0.0000**	**0.0000**	**0.0000**	**0.0000**	**0.0000**	**0.0000**	**0.0000**		**0.0000**	**0.0000**	**0.0000**		**0.0000**

Mitigated Construction On-Site

	ROG	NOx	CO	SO2	Fugitive PM10	Exhaust PM10	PM10 Total	Fugitive PM2.5	Exhaust PM2.5	PM2.5 Total	Bio- CO2	NBio- CO2	Total CO2	CH4	N2O	CO2e
Category	lb/day										lb/day					
Off-Road	0.0000	0.0000	0.0000	0.0000		0.0000	0.0000		0.0000	0.0000	0.0000	0.0000	0.0000	0.0000		0.0000
Total	**0.0000**	**0.0000**	**0.0000**	**0.0000**		**0.0000**	**0.0000**		**0.0000**	**0.0000**	**0.0000**	**0.0000**	**0.0000**	**0.0000**		**0.0000**

3.5 Building Construction - 2023

Mitigated Construction Off-Site

	ROG	NOx	CO	SO2	Fugitive PM10	Exhaust PM10	PM10 Total	Fugitive PM2.5	Exhaust PM2.5	PM2.5 Total	Bio- CO2	NBio- CO2	Total CO2	CH4	N2O	CO2e
Category	lb/day										lb/day					
Hauling	0.0000	0.0000	0.0000	0.0000	0.0000	0.0000	0.0000	0.0000	0.0000	0.0000		0.0000	0.0000	0.0000		0.0000
Vendor	0.0000	0.0000	0.0000	0.0000	0.0000	0.0000	0.0000	0.0000	0.0000	0.0000		0.0000	0.0000	0.0000		0.0000
Worker	0.0000	0.0000	0.0000	0.0000	0.0000	0.0000	0.0000	0.0000	0.0000	0.0000		0.0000	0.0000	0.0000		0.0000
Total	**0.0000**	**0.0000**	**0.0000**	**0.0000**	**0.0000**	**0.0000**	**0.0000**	**0.0000**	**0.0000**	**0.0000**		**0.0000**	**0.0000**	**0.0000**		**0.0000**

3.5 Building Construction - 2024

Unmitigated Construction On-Site

	ROG	NOx	CO	SO2	Fugitive PM10	Exhaust PM10	PM10 Total	Fugitive PM2.5	Exhaust PM2.5	PM2.5 Total	Bio- CO2	NBio- CO2	Total CO2	CH4	N2O	CO2e
Category	lb/day										lb/day					
Off-Road	0.0000	0.0000	0.0000	0.0000		0.0000	0.0000		0.0000	0.0000		0.0000	0.0000	0.0000		0.0000
Total	**0.0000**	**0.0000**	**0.0000**	**0.0000**		**0.0000**	**0.0000**		**0.0000**	**0.0000**		**0.0000**	**0.0000**	**0.0000**		**0.0000**

3.5 Building Construction - 2024

Unmitigated Construction Off-Site

	ROG	NOx	CO	SO2	Fugitive PM10	Exhaust PM10	PM10 Total	Fugitive PM2.5	Exhaust PM2.5	PM2.5 Total	Bio- CO2	NBio- CO2	Total CO2	CH4	N2O	CO2e
Category	lb/day										lb/day					
Hauling	0.0000	0.0000	0.0000	0.0000	0.0000	0.0000	0.0000	0.0000	0.0000	0.0000		0.0000	0.0000	0.0000		0.0000
Vendor	0.0000	0.0000	0.0000	0.0000	0.0000	0.0000	0.0000	0.0000	0.0000	0.0000		0.0000	0.0000	0.0000		0.0000
Worker	0.0000	0.0000	0.0000	0.0000	0.0000	0.0000	0.0000	0.0000	0.0000	0.0000		0.0000	0.0000	0.0000		0.0000
Total	**0.0000**	**0.0000**	**0.0000**	**0.0000**	**0.0000**	**0.0000**	**0.0000**	**0.0000**	**0.0000**	**0.0000**		**0.0000**	**0.0000**	**0.0000**		**0.0000**

Mitigated Construction On-Site

	ROG	NOx	CO	SO2	Fugitive PM10	Exhaust PM10	PM10 Total	Fugitive PM2.5	Exhaust PM2.5	PM2.5 Total	Bio- CO2	NBio- CO2	Total CO2	CH4	N2O	CO2e
Category	lb/day										lb/day					
Off-Road	0.0000	0.0000	0.0000	0.0000		0.0000	0.0000		0.0000	0.0000	0.0000	0.0000	0.0000	0.0000		0.0000
Total	**0.0000**	**0.0000**	**0.0000**	**0.0000**		**0.0000**	**0.0000**		**0.0000**	**0.0000**	**0.0000**	**0.0000**	**0.0000**	**0.0000**		**0.0000**

3.5 Building Construction - 2024

Mitigated Construction Off-Site

	ROG	NOx	CO	SO2	Fugitive PM10	Exhaust PM10	PM10 Total	Fugitive PM2.5	Exhaust PM2.5	PM2.5 Total	Bio- CO2	NBio- CO2	Total CO2	CH4	N2O	CO2e
Category	lb/day										lb/day					
Hauling	0.0000	0.0000	0.0000	0.0000	0.0000	0.0000	0.0000	0.0000	0.0000	0.0000		0.0000	0.0000	0.0000		0.0000
Vendor	0.0000	0.0000	0.0000	0.0000	0.0000	0.0000	0.0000	0.0000	0.0000	0.0000		0.0000	0.0000	0.0000		0.0000
Worker	0.0000	0.0000	0.0000	0.0000	0.0000	0.0000	0.0000	0.0000	0.0000	0.0000		0.0000	0.0000	0.0000		0.0000
Total	**0.0000**	**0.0000**	**0.0000**	**0.0000**	**0.0000**	**0.0000**	**0.0000**	**0.0000**	**0.0000**	**0.0000**		**0.0000**	**0.0000**	**0.0000**		**0.0000**

3.5 Building Construction - 2025

Unmitigated Construction On-Site

	ROG	NOx	CO	SO2	Fugitive PM10	Exhaust PM10	PM10 Total	Fugitive PM2.5	Exhaust PM2.5	PM2.5 Total	Bio- CO2	NBio- CO2	Total CO2	CH4	N2O	CO2e
Category	lb/day										lb/day					
Off-Road	0.0000	0.0000	0.0000	0.0000		0.0000	0.0000		0.0000	0.0000		0.0000	0.0000	0.0000		0.0000
Total	**0.0000**	**0.0000**	**0.0000**	**0.0000**		**0.0000**	**0.0000**		**0.0000**	**0.0000**		**0.0000**	**0.0000**	**0.0000**		**0.0000**

3.5 Building Construction - 2025

Unmitigated Construction Off-Site

	ROG	NOx	CO	SO2	Fugitive PM10	Exhaust PM10	PM10 Total	Fugitive PM2.5	Exhaust PM2.5	PM2.5 Total	Bio- CO2	NBio- CO2	Total CO2	CH4	N2O	CO2e
Category	lb/day										lb/day					
Hauling	0.0000	0.0000	0.0000	0.0000	0.0000	0.0000	0.0000	0.0000	0.0000	0.0000		0.0000	0.0000	0.0000		0.0000
Vendor	0.0000	0.0000	0.0000	0.0000	0.0000	0.0000	0.0000	0.0000	0.0000	0.0000		0.0000	0.0000	0.0000		0.0000
Worker	0.0000	0.0000	0.0000	0.0000	0.0000	0.0000	0.0000	0.0000	0.0000	0.0000		0.0000	0.0000	0.0000		0.0000
Total	**0.0000**	**0.0000**	**0.0000**	**0.0000**	**0.0000**	**0.0000**	**0.0000**	**0.0000**	**0.0000**	**0.0000**		**0.0000**	**0.0000**	**0.0000**		**0.0000**

Mitigated Construction On-Site

	ROG	NOx	CO	SO2	Fugitive PM10	Exhaust PM10	PM10 Total	Fugitive PM2.5	Exhaust PM2.5	PM2.5 Total	Bio- CO2	NBio- CO2	Total CO2	CH4	N2O	CO2e
Category	lb/day										lb/day					
Off-Road	0.0000	0.0000	0.0000	0.0000		0.0000	0.0000		0.0000	0.0000	0.0000	0.0000	0.0000	0.0000		0.0000
Total	**0.0000**	**0.0000**	**0.0000**	**0.0000**		**0.0000**	**0.0000**		**0.0000**	**0.0000**	**0.0000**	**0.0000**	**0.0000**	**0.0000**		**0.0000**

3.5 Building Construction - 2025

Mitigated Construction Off-Site

	ROG	NOx	CO	SO2	Fugitive PM10	Exhaust PM10	PM10 Total	Fugitive PM2.5	Exhaust PM2.5	PM2.5 Total	Bio- CO2	NBio- CO2	Total CO2	CH4	N2O	CO2e
Category	lb/day										lb/day					
Hauling	0.0000	0.0000	0.0000	0.0000	0.0000	0.0000	0.0000	0.0000	0.0000	0.0000		0.0000	0.0000	0.0000		0.0000
Vendor	0.0000	0.0000	0.0000	0.0000	0.0000	0.0000	0.0000	0.0000	0.0000	0.0000		0.0000	0.0000	0.0000		0.0000
Worker	0.0000	0.0000	0.0000	0.0000	0.0000	0.0000	0.0000	0.0000	0.0000	0.0000		0.0000	0.0000	0.0000		0.0000
Total	**0.0000**	**0.0000**	**0.0000**	**0.0000**	**0.0000**	**0.0000**	**0.0000**	**0.0000**	**0.0000**	**0.0000**		**0.0000**	**0.0000**	**0.0000**		**0.0000**

3.6 Paving - 2025

Unmitigated Construction On-Site

	ROG	NOx	CO	SO2	Fugitive PM10	Exhaust PM10	PM10 Total	Fugitive PM2.5	Exhaust PM2.5	PM2.5 Total	Bio- CO2	NBio- CO2	Total CO2	CH4	N2O	CO2e
Category	lb/day										lb/day					
Off-Road	0.0000	0.0000	0.0000	0.0000		0.0000	0.0000		0.0000	0.0000		0.0000	0.0000	0.0000		0.0000
Paving	0.0126					0.0000	0.0000		0.0000	0.0000			0.0000			0.0000
Total	**0.0126**	**0.0000**	**0.0000**	**0.0000**		**0.0000**	**0.0000**		**0.0000**	**0.0000**		**0.0000**	**0.0000**	**0.0000**		**0.0000**

3.6 Paving - 2025

Unmitigated Construction Off-Site

	ROG	NOx	CO	SO2	Fugitive PM10	Exhaust PM10	PM10 Total	Fugitive PM2.5	Exhaust PM2.5	PM2.5 Total	Bio- CO2	NBio- CO2	Total CO2	CH4	N2O	CO2e
Category	lb/day										lb/day					
Hauling	0.0000	0.0000	0.0000	0.0000	0.0000	0.0000	0.0000	0.0000	0.0000	0.0000		0.0000	0.0000	0.0000		0.0000
Vendor	0.0000	0.0000	0.0000	0.0000	0.0000	0.0000	0.0000	0.0000	0.0000	0.0000		0.0000	0.0000	0.0000		0.0000
Worker	0.0000	0.0000	0.0000	0.0000	0.0000	0.0000	0.0000	0.0000	0.0000	0.0000		0.0000	0.0000	0.0000		0.0000
Total	**0.0000**	**0.0000**	**0.0000**	**0.0000**	**0.0000**	**0.0000**	**0.0000**	**0.0000**	**0.0000**	**0.0000**		**0.0000**	**0.0000**	**0.0000**		**0.0000**

Mitigated Construction On-Site

	ROG	NOx	CO	SO2	Fugitive PM10	Exhaust PM10	PM10 Total	Fugitive PM2.5	Exhaust PM2.5	PM2.5 Total	Bio- CO2	NBio- CO2	Total CO2	CH4	N2O	CO2e
Category	lb/day										lb/day					
Off-Road	0.0000	0.0000	0.0000	0.0000		0.0000	0.0000		0.0000	0.0000	0.0000	0.0000	0.0000	0.0000		0.0000
Paving	0.0126					0.0000	0.0000		0.0000	0.0000			0.0000			0.0000
Total	**0.0126**	**0.0000**	**0.0000**	**0.0000**		**0.0000**	**0.0000**		**0.0000**	**0.0000**	**0.0000**	**0.0000**	**0.0000**	**0.0000**		**0.0000**

3.6 Paving - 2025

Mitigated Construction Off-Site

	ROG	NOx	CO	SO2	Fugitive PM10	Exhaust PM10	PM10 Total	Fugitive PM2.5	Exhaust PM2.5	PM2.5 Total	Bio- CO2	NBio- CO2	Total CO2	CH4	N2O	CO2e
Category	lb/day										lb/day					
Hauling	0.0000	0.0000	0.0000	0.0000	0.0000	0.0000	0.0000	0.0000	0.0000	0.0000		0.0000	0.0000	0.0000		0.0000
Vendor	0.0000	0.0000	0.0000	0.0000	0.0000	0.0000	0.0000	0.0000	0.0000	0.0000		0.0000	0.0000	0.0000		0.0000
Worker	0.0000	0.0000	0.0000	0.0000	0.0000	0.0000	0.0000	0.0000	0.0000	0.0000		0.0000	0.0000	0.0000		0.0000
Total	**0.0000**	**0.0000**	**0.0000**	**0.0000**	**0.0000**	**0.0000**	**0.0000**	**0.0000**	**0.0000**	**0.0000**		**0.0000**	**0.0000**	**0.0000**		**0.0000**

3.7 Architectural Coating - 2025

Unmitigated Construction On-Site

	ROG	NOx	CO	SO2	Fugitive PM10	Exhaust PM10	PM10 Total	Fugitive PM2.5	Exhaust PM2.5	PM2.5 Total	Bio- CO2	NBio- CO2	Total CO2	CH4	N2O	CO2e
Category	lb/day										lb/day					
Archit. Coating	0.0000					0.0000	0.0000		0.0000	0.0000			0.0000			0.0000
Off-Road	0.0000	0.0000	0.0000	0.0000		0.0000	0.0000		0.0000	0.0000		0.0000	0.0000	0.0000		0.0000
Total	**0.0000**	**0.0000**	**0.0000**	**0.0000**		**0.0000**	**0.0000**		**0.0000**	**0.0000**		**0.0000**	**0.0000**	**0.0000**		**0.0000**

3.7 Architectural Coating - 2025

Unmitigated Construction Off-Site

	ROG	NOx	CO	SO2	Fugitive PM10	Exhaust PM10	PM10 Total	Fugitive PM2.5	Exhaust PM2.5	PM2.5 Total	Bio- CO2	NBio- CO2	Total CO2	CH4	N2O	CO2e
Category	lb/day										lb/day					
Hauling	0.0000	0.0000	0.0000	0.0000	0.0000	0.0000	0.0000	0.0000	0.0000	0.0000		0.0000	0.0000	0.0000		0.0000
Vendor	0.0000	0.0000	0.0000	0.0000	0.0000	0.0000	0.0000	0.0000	0.0000	0.0000		0.0000	0.0000	0.0000		0.0000
Worker	0.0000	0.0000	0.0000	0.0000	0.0000	0.0000	0.0000	0.0000	0.0000	0.0000		0.0000	0.0000	0.0000		0.0000
Total	**0.0000**	**0.0000**	**0.0000**	**0.0000**	**0.0000**	**0.0000**	**0.0000**	**0.0000**	**0.0000**	**0.0000**		**0.0000**	**0.0000**	**0.0000**		**0.0000**

Mitigated Construction On-Site

	ROG	NOx	CO	SO2	Fugitive PM10	Exhaust PM10	PM10 Total	Fugitive PM2.5	Exhaust PM2.5	PM2.5 Total	Bio- CO2	NBio- CO2	Total CO2	CH4	N2O	CO2e
Category	lb/day										lb/day					
Archit. Coating	0.0000					0.0000	0.0000		0.0000	0.0000			0.0000			0.0000
Off-Road	0.0000	0.0000	0.0000	0.0000		0.0000	0.0000		0.0000	0.0000	0.0000	0.0000	0.0000	0.0000		0.0000
Total	**0.0000**	**0.0000**	**0.0000**	**0.0000**		**0.0000**	**0.0000**		**0.0000**	**0.0000**	**0.0000**	**0.0000**	**0.0000**	**0.0000**		**0.0000**

3.7 Architectural Coating - 2025

Mitigated Construction Off-Site

	ROG	NOx	CO	SO2	Fugitive PM10	Exhaust PM10	PM10 Total	Fugitive PM2.5	Exhaust PM2.5	PM2.5 Total	Bio- CO2	NBio- CO2	Total CO2	CH4	N2O	CO2e
Category	lb/day										lb/day					
Hauling	0.0000	0.0000	0.0000	0.0000	0.0000	0.0000	0.0000	0.0000	0.0000	0.0000		0.0000	0.0000	0.0000		0.0000
Vendor	0.0000	0.0000	0.0000	0.0000	0.0000	0.0000	0.0000	0.0000	0.0000	0.0000		0.0000	0.0000	0.0000		0.0000
Worker	0.0000	0.0000	0.0000	0.0000	0.0000	0.0000	0.0000	0.0000	0.0000	0.0000		0.0000	0.0000	0.0000		0.0000
Total	**0.0000**	**0.0000**	**0.0000**	**0.0000**	**0.0000**	**0.0000**	**0.0000**	**0.0000**	**0.0000**	**0.0000**		**0.0000**	**0.0000**	**0.0000**		**0.0000**

4.0 Operational Detail - Mobile

4.1 Mitigation Measures Mobile

	ROG	NOx	CO	SO2	Fugitive PM10	Exhaust PM10	PM10 Total	Fugitive PM2.5	Exhaust PM2.5	PM2.5 Total	Bio- CO2	NBio- CO2	Total CO2	CH4	N2O	CO2e
Category	lb/day										lb/day					
Mitigated	0.0000	0.0000	0.0000	0.0000	0.0000	0.0000	0.0000	0.0000	0.0000	0.0000		0.0000	0.0000	0.0000		0.0000
Unmitigated	0.0000	0.0000	0.0000	0.0000	0.0000	0.0000	0.0000	0.0000	0.0000	0.0000		0.0000	0.0000	0.0000		0.0000

4.2 Trip Summary Information

	Average Daily Trip Rate			Unmitigated	Mitigated
Land Use	Weekday	Saturday	Sunday	Annual VMT	Annual VMT
Apartments Mid Rise	0.00	0.00	0.00		
Enclosed Parking with Elevator	0.00	0.00	0.00		
Enclosed Parking with Elevator	0.00	0.00	0.00		
Enclosed Parking with Elevator	0.00	0.00	0.00		
General Light Industry	0.00	0.00	0.00		
General Office Building	0.00	0.00	0.00		
Hospital	0.00	0.00	0.00		
Hospital	0.00	0.00	0.00		
Hospital	0.00	0.00	0.00		
Medical Office Building	0.00	0.00	0.00		
Parking Lot	0.00	0.00	0.00		
Strip Mall	0.00	0.00	0.00		
Strip Mall	0.00	0.00	0.00		
Unenclosed Parking with Elevator	0.00	0.00	0.00		
Unenclosed Parking with Elevator	0.00	0.00	0.00		
Total	0.00	0.00	0.00		

4.3 Trip Type Information

	Miles			Trip %			Trip Purpose %		
Land Use	H-W or C-W	H-S or C-C	H-O or C-NW	H-W or C-W	H-S or C-C	H-O or C-NW	Primary	Diverted	Pass-by
Apartments Mid Rise	10.00	5.00	6.50	46.50	12.50	41.00	86	11	3
Enclosed Parking with Elevator	10.00	5.00	6.50	0.00	0.00	0.00	0	0	0
Enclosed Parking with Elevator	10.00	5.00	6.50	0.00	0.00	0.00	0	0	0
Enclosed Parking with Elevator	10.00	5.00	6.50	0.00	0.00	0.00	0	0	0
General Light Industry	10.00	5.00	6.50	59.00	28.00	13.00	92	5	3
General Office Building	10.00	5.00	6.50	33.00	48.00	19.00	77	19	4
Hospital	10.00	5.00	6.50	64.90	16.10	19.00	73	25	2
Hospital	10.00	5.00	6.50	64.90	16.10	19.00	73	25	2
Hospital	10.00	5.00	6.50	64.90	16.10	19.00	73	25	2
Medical Office Building	10.00	5.00	6.50	29.60	51.40	19.00	60	30	10
Parking Lot	10.00	5.00	6.50	0.00	0.00	0.00	0	0	0
Strip Mall	10.00	5.00	6.50	16.60	64.40	19.00	45	40	15
Strip Mall	10.00	5.00	6.50	16.60	64.40	19.00	45	40	15
Unenclosed Parking with	10.00	5.00	6.50	0.00	0.00	0.00	0	0	0
Unenclosed Parking with	10.00	5.00	6.50	0.00	0.00	0.00	0	0	0

4.4 Fleet Mix

Land Use	LDA	LDT1	LDT2	MDV	LHD1	LHD2	MHD	HHD	OBUS	UBUS	MCY	SBUS	MH
Apartments Mid Rise	0.576778	0.034729	0.211659	0.106131	0.012287	0.004450	0.018380	0.025480	0.001877	0.001519	0.005480	0.000610	0.000618
Enclosed Parking with Elevator	0.576778	0.034729	0.211659	0.106131	0.012287	0.004450	0.018380	0.025480	0.001877	0.001519	0.005480	0.000610	0.000618
General Light Industry	0.576778	0.034729	0.211659	0.106131	0.012287	0.004450	0.018380	0.025480	0.001877	0.001519	0.005480	0.000610	0.000618
General Office Building	0.576778	0.034729	0.211659	0.106131	0.012287	0.004450	0.018380	0.025480	0.001877	0.001519	0.005480	0.000610	0.000618
Hospital	0.576778	0.034729	0.211659	0.106131	0.012287	0.004450	0.018380	0.025480	0.001877	0.001519	0.005480	0.000610	0.000618
Medical Office Building	0.576778	0.034729	0.211659	0.106131	0.012287	0.004450	0.018380	0.025480	0.001877	0.001519	0.005480	0.000610	0.000618
Parking Lot	0.576778	0.034729	0.211659	0.106131	0.012287	0.004450	0.018380	0.025480	0.001877	0.001519	0.005480	0.000610	0.000618
Strip Mall	0.576778	0.034729	0.211659	0.106131	0.012287	0.004450	0.018380	0.025480	0.001877	0.001519	0.005480	0.000610	0.000618
Unenclosed Parking with Elevator	0.576778	0.034729	0.211659	0.106131	0.012287	0.004450	0.018380	0.025480	0.001877	0.001519	0.005480	0.000610	0.000618

5.0 Energy Detail

Historical Energy Use: N

5.1 Mitigation Measures Energy

	ROG	NOx	CO	SO2	Fugitive PM10	Exhaust PM10	PM10 Total	Fugitive PM2.5	Exhaust PM2.5	PM2.5 Total	Bio- CO2	NBio- CO2	Total CO2	CH4	N2O	CO2e
Category	lb/day										lb/day					
NaturalGas Mitigated	0.0000	0.0000	0.0000	0.0000		0.0000	0.0000		0.0000	0.0000		0.0000	0.0000	0.0000	0.0000	0.0000
NaturalGas Unmitigated	0.0000	0.0000	0.0000	0.0000		0.0000	0.0000		0.0000	0.0000		0.0000	0.0000	0.0000	0.0000	0.0000

5.2 Energy by Land Use - NaturalGas

Unmitigated

	NaturalGas Use	ROG	NOx	CO	SO2	Fugitive PM10	Exhaust PM10	PM10 Total	Fugitive PM2.5	Exhaust PM2.5	PM2.5 Total	Bio- CO2	NBio- CO2	Total CO2	CH4	N2O	CO2e
Land Use	kBTU/yr	lb/day										lb/day					
Apartments Mid Rise	0	0.0000	0.0000	0.0000	0.0000		0.0000	0.0000		0.0000	0.0000		0.0000	0.0000	0.0000	0.0000	0.0000
Enclosed Parking with Elevator	0	0.0000	0.0000	0.0000	0.0000		0.0000	0.0000		0.0000	0.0000		0.0000	0.0000	0.0000	0.0000	0.0000
General Light Industry	0	0.0000	0.0000	0.0000	0.0000		0.0000	0.0000		0.0000	0.0000		0.0000	0.0000	0.0000	0.0000	0.0000
General Office Building	0	0.0000	0.0000	0.0000	0.0000		0.0000	0.0000		0.0000	0.0000		0.0000	0.0000	0.0000	0.0000	0.0000
Hospital	0	0.0000	0.0000	0.0000	0.0000		0.0000	0.0000		0.0000	0.0000		0.0000	0.0000	0.0000	0.0000	0.0000
Medical Office Building	0	0.0000	0.0000	0.0000	0.0000		0.0000	0.0000		0.0000	0.0000		0.0000	0.0000	0.0000	0.0000	0.0000
Parking Lot	0	0.0000	0.0000	0.0000	0.0000		0.0000	0.0000		0.0000	0.0000		0.0000	0.0000	0.0000	0.0000	0.0000
Strip Mall	0	0.0000	0.0000	0.0000	0.0000		0.0000	0.0000		0.0000	0.0000		0.0000	0.0000	0.0000	0.0000	0.0000
Unenclosed Parking with Elevator	0	0.0000	0.0000	0.0000	0.0000		0.0000	0.0000		0.0000	0.0000		0.0000	0.0000	0.0000	0.0000	0.0000
Total		**0.0000**	**0.0000**	**0.0000**	**0.0000**		**0.0000**	**0.0000**		**0.0000**	**0.0000**		**0.0000**	**0.0000**	**0.0000**	**0.0000**	**0.0000**

5.2 Energy by Land Use - NaturalGas

Mitigated

	NaturalGas Use	ROG	NOx	CO	SO2	Fugitive PM10	Exhaust PM10	PM10 Total	Fugitive PM2.5	Exhaust PM2.5	PM2.5 Total	Bio- CO2	NBio- CO2	Total CO2	CH4	N2O	CO2e
Land Use	kBTU/yr	lb/day										lb/day					
Apartments Mid Rise	0	0.0000	0.0000	0.0000	0.0000		0.0000	0.0000		0.0000	0.0000		0.0000	0.0000	0.0000	0.0000	0.0000
Enclosed Parking with Elevator	0	0.0000	0.0000	0.0000	0.0000		0.0000	0.0000		0.0000	0.0000		0.0000	0.0000	0.0000	0.0000	0.0000
General Light Industry	0	0.0000	0.0000	0.0000	0.0000		0.0000	0.0000		0.0000	0.0000		0.0000	0.0000	0.0000	0.0000	0.0000
General Office Building	0	0.0000	0.0000	0.0000	0.0000		0.0000	0.0000		0.0000	0.0000		0.0000	0.0000	0.0000	0.0000	0.0000
Hospital	0	0.0000	0.0000	0.0000	0.0000		0.0000	0.0000		0.0000	0.0000		0.0000	0.0000	0.0000	0.0000	0.0000
Medical Office Building	0	0.0000	0.0000	0.0000	0.0000		0.0000	0.0000		0.0000	0.0000		0.0000	0.0000	0.0000	0.0000	0.0000
Parking Lot	0	0.0000	0.0000	0.0000	0.0000		0.0000	0.0000		0.0000	0.0000		0.0000	0.0000	0.0000	0.0000	0.0000
Strip Mall	0	0.0000	0.0000	0.0000	0.0000		0.0000	0.0000		0.0000	0.0000		0.0000	0.0000	0.0000	0.0000	0.0000
Unenclosed Parking with Elevator	0	0.0000	0.0000	0.0000	0.0000		0.0000	0.0000		0.0000	0.0000		0.0000	0.0000	0.0000	0.0000	0.0000
Total		**0.0000**	**0.0000**	**0.0000**	**0.0000**		**0.0000**	**0.0000**		**0.0000**	**0.0000**		**0.0000**	**0.0000**	**0.0000**	**0.0000**	**0.0000**

6.0 Area Detail

6.1 Mitigation Measures Area

	ROG	NOx	CO	SO2	Fugitive PM10	Exhaust PM10	PM10 Total	Fugitive PM2.5	Exhaust PM2.5	PM2.5 Total	Bio- CO2	NBio- CO2	Total CO2	CH4	N2O	CO2e
Category	lb/day										lb/day					
Mitigated	31.1747	0.1460	12.7563	6.8000e-004		0.0701	0.0701		0.0701	0.0701	0.0000	23.1744	23.1744	0.0235	0.0000	23.7626
Unmitigated	31.1747	0.1460	12.7563	6.8000e-004		0.0701	0.0701		0.0701	0.0701	0.0000	23.1744	23.1744	0.0235	0.0000	23.7626

6.2 Area by SubCategory

Unmitigated

	ROG	NOx	CO	SO2	Fugitive PM10	Exhaust PM10	PM10 Total	Fugitive PM2.5	Exhaust PM2.5	PM2.5 Total	Bio- CO2	NBio- CO2	Total CO2	CH4	N2O	CO2e
SubCategory	lb/day										lb/day					
Architectural Coating	3.4198					0.0000	0.0000		0.0000	0.0000			0.0000			0.0000
Consumer Products	27.3479					0.0000	0.0000		0.0000	0.0000			0.0000			0.0000
Hearth	0.0000	0.0000	0.0000	0.0000		0.0000	0.0000		0.0000	0.0000	0.0000	0.0000	0.0000	0.0000	0.0000	0.0000
Landscaping	0.4070	0.1460	12.7563	6.8000e-004		0.0701	0.0701		0.0701	0.0701		23.1744	23.1744	0.0235		23.7626
Total	**31.1747**	**0.1460**	**12.7563**	**6.8000e-004**		**0.0701**	**0.0701**		**0.0701**	**0.0701**	**0.0000**	**23.1744**	**23.1744**	**0.0235**	**0.0000**	**23.7626**

6.2 Area by SubCategory

Mitigated

	ROG	NOx	CO	SO2	Fugitive PM10	Exhaust PM10	PM10 Total	Fugitive PM2.5	Exhaust PM2.5	PM2.5 Total	Bio- CO2	NBio- CO2	Total CO2	CH4	N2O	CO2e
SubCategory	lb/day										lb/day					
Architectural Coating	3.4198					0.0000	0.0000		0.0000	0.0000			0.0000			0.0000
Consumer Products	27.3479					0.0000	0.0000		0.0000	0.0000			0.0000			0.0000
Hearth	0.0000	0.0000	0.0000	0.0000		0.0000	0.0000		0.0000	0.0000	0.0000	0.0000	0.0000	0.0000	0.0000	0.0000
Landscaping	0.4070	0.1460	12.7563	6.8000e-004		0.0701	0.0701		0.0701	0.0701		23.1744	23.1744	0.0235		23.7626
Total	**31.1747**	**0.1460**	**12.7563**	**6.8000e-004**		**0.0701**	**0.0701**		**0.0701**	**0.0701**	**0.0000**	**23.1744**	**23.1744**	**0.0235**	**0.0000**	**23.7626**

7.0 Water Detail

7.1 Mitigation Measures Water

8.0 Waste Detail

8.1 Mitigation Measures Waste

9.0 Operational Offroad

Equipment Type	Number	Hours/Day	Days/Year	Horse Power	Load Factor	Fuel Type

10.0 Stationary Equipment

Fire Pumps and Emergency Generators

Equipment Type	Number	Hours/Day	Hours/Year	Horse Power	Load Factor	Fuel Type
Emergency Generator	4	1	96	536	0.73	Diesel

Boilers

Equipment Type	Number	Heat Input/Day	Heat Input/Year	Boiler Rating	Fuel Type
Boiler	1	325.82	118924	13.58	CNG

User Defined Equipment

Equipment Type	Number

10.1 Stationary Sources

Unmitigated/Mitigated

	ROG	NOx	CO	SO2	Fugitive PM10	Exhaust PM10	PM10 Total	Fugitive PM2.5	Exhaust PM2.5	PM2.5 Total	Bio- CO2	NBio- CO2	Total CO2	CH4	N2O	CO2e
Equipment Type	lb/day										lb/day					
Boiler - CNG (5 - 75 MMBTU)	1.7569	3.5841	31.3048	0.1917		2.4277	2.4277		2.4277	2.4277		38,332.4095	38,332.4095	0.7347		38,350.7771
Emergency Generator - Diesel (300 - 600 HP)	3.5180	9.8339	8.9713	0.0169		0.5176	0.5176		0.5176	0.5176		1,799.9183	1,799.9183	0.2524		1,806.2270
Total	**5.2749**	**13.4180**	**40.2761**	**0.2086**		**2.9453**	**2.9453**		**2.9453**	**2.9453**		**40,132.3277**	**40,132.3277**	**0.9871**		**40,157.0041**

11.0 Vegetation

Unmitigated CNU Operation with CalEEMod Defaults

Sacramento County, Annual

1.0 Project Characteristics

1.1 Land Usage

Land Uses	Size	Metric	Lot Acreage	Floor Surface Area	Population
General Office Building	24.00	1000sqft	0.55	24,000.00	0
Hospital	596.79	1000sqft	13.70	596,790.00	0
Hospital	103.21	1000sqft	2.37	103,210.00	0
Hospital	168.50	1000sqft	3.87	168,500.00	0
Medical Office Building	100.00	1000sqft	2.30	100,000.00	0
General Light Industry	22.85	1000sqft	0.52	22,850.00	0
Enclosed Parking with Elevator	80.00	Space	0.72	32,000.00	0
Enclosed Parking with Elevator	170.00	Space	1.53	68,000.00	0
Enclosed Parking with Elevator	200.00	Space	1.80	80,000.00	0
Parking Lot	15.50	1000sqft	0.36	15,500.00	0
Unenclosed Parking with Elevator	1,500.00	Space	13.50	600,000.00	0
Unenclosed Parking with Elevator	1,000.00	Space	9.00	400,000.00	0
Apartments Mid Rise	150.00	Dwelling Unit	3.95	150,000.00	401
Strip Mall	51.40	1000sqft	1.18	51,400.00	0
Strip Mall	41.40	1000sqft	0.95	41,400.00	0

1.2 Other Project Characteristics

Urbanization	Urban	**Wind Speed (m/s)**	3.5	**Precipitation Freq (Days)**	58
Climate Zone	6			**Operational Year**	2030
Utility Company	Sacramento Municipal Utility District				

CO2 Intensity (lb/MWhr)	590.31	**CH4 Intensity (lb/MWhr)**	0.029	**N2O Intensity (lb/MWhr)**	0.006

1.3 User Entered Comments & Non-Default Data

Project Characteristics -

Land Use -

Construction Phase - Operation only

Off-road Equipment - Operation only

Off-road Equipment - Operation only

Off-road Equipment - Operation only

Off-road Equipment - Operation only

Off-road Equipment - Operation only

Off-road Equipment - Operation only

Trips and VMT - Operation only

Grading -

Architectural Coating - Operation only

Energy Use - Title 24 values updated to reflect 2019 standard improvements. 30% reduction in electricity for nonresidential and mid-rise residential. Natural gas included in boiler emissions using MMBTU/yr provided by applicant.

Stationary Sources - Emergency Generators and Fire Pumps -

Stationary Sources - Process Boilers -

Vehicle Trips - Mobile sources modeled separately

Table Name	Column Name	Default Value	New Value
tblArchitecturalCoating	ConstArea_Nonresidential_Exterior	554,075.00	0.00
tblArchitecturalCoating	ConstArea_Nonresidential_Interior	1,662,225.00	0.00
tblArchitecturalCoating	ConstArea_Parking	71,730.00	0.00
tblArchitecturalCoating	ConstArea_Residential_Exterior	101,250.00	0.00
tblArchitecturalCoating	ConstArea_Residential_Interior	303,750.00	0.00

tblEnergyUse	NT24NG	2,687.00	0.00
tblEnergyUse	NT24NG	12.42	0.00
tblEnergyUse	NT24NG	0.68	0.00
tblEnergyUse	NT24NG	9.61	0.00
tblEnergyUse	NT24NG	0.68	0.00
tblEnergyUse	NT24NG	0.93	0.00
tblEnergyUse	T24E	460.92	322.64
tblEnergyUse	T24E	3.92	2.74
tblEnergyUse	T24E	3.41	2.39
tblEnergyUse	T24E	4.98	3.49
tblEnergyUse	T24E	9.18	6.43
tblEnergyUse	T24E	4.98	3.49
tblEnergyUse	T24E	3.26	2.28
tblEnergyUse	T24NG	7,061.10	0.00
tblEnergyUse	T24NG	23.39	0.00
tblEnergyUse	T24NG	12.42	0.00
tblEnergyUse	T24NG	57.91	0.00
tblEnergyUse	T24NG	12.42	0.00
tblEnergyUse	T24NG	4.49	0.00
tblOffRoadEquipment	OffRoadEquipmentUnitAmount	1.00	0.00
tblOffRoadEquipment	OffRoadEquipmentUnitAmount	1.00	0.00
tblOffRoadEquipment	OffRoadEquipmentUnitAmount	1.00	0.00
tblOffRoadEquipment	OffRoadEquipmentUnitAmount	3.00	0.00
tblOffRoadEquipment	OffRoadEquipmentUnitAmount	2.00	0.00
tblOffRoadEquipment	OffRoadEquipmentUnitAmount	3.00	0.00
tblOffRoadEquipment	OffRoadEquipmentUnitAmount	1.00	0.00
tblOffRoadEquipment	OffRoadEquipmentUnitAmount	1.00	0.00

tblOffRoadEquipment	OffRoadEquipmentUnitAmount	2.00	0.00
tblOffRoadEquipment	OffRoadEquipmentUnitAmount	2.00	0.00
tblOffRoadEquipment	OffRoadEquipmentUnitAmount	2.00	0.00
tblOffRoadEquipment	OffRoadEquipmentUnitAmount	2.00	0.00
tblOffRoadEquipment	OffRoadEquipmentUnitAmount	1.00	0.00
tblOffRoadEquipment	OffRoadEquipmentUnitAmount	3.00	0.00
tblOffRoadEquipment	OffRoadEquipmentUnitAmount	2.00	0.00
tblOffRoadEquipment	OffRoadEquipmentUnitAmount	3.00	0.00
tblOffRoadEquipment	OffRoadEquipmentUnitAmount	2.00	0.00
tblOffRoadEquipment	OffRoadEquipmentUnitAmount	4.00	0.00
tblOffRoadEquipment	OffRoadEquipmentUnitAmount	1.00	0.00
tblStationaryBoilersUse	AnnualHeatInput	0.00	118,924.00
tblStationaryBoilersUse	BoilerRatingValue	0.00	13.58
tblStationaryBoilersUse	DailyHeatInput	0.00	325.82
tblStationaryBoilersUse	NumberOfEquipment	0.00	1.00
tblStationaryGeneratorsPumpsUse	HoursPerYear	0.00	96.00
tblStationaryGeneratorsPumpsUse	NumberOfEquipment	0.00	4.00
tblTripsAndVMT	VendorTripNumber	394.00	0.00
tblTripsAndVMT	WorkerTripNumber	967.00	0.00
tblTripsAndVMT	WorkerTripNumber	193.00	0.00
tblVehicleTrips	ST_TR	6.39	0.00
tblVehicleTrips	ST_TR	1.32	0.00
tblVehicleTrips	ST_TR	2.46	0.00
tblVehicleTrips	ST_TR	10.18	0.00
tblVehicleTrips	ST_TR	8.96	0.00
tblVehicleTrips	ST_TR	42.04	0.00
tblVehicleTrips	SU_TR	5.86	0.00

tblVehicleTrips	SU_TR	0.68	0.00
tblVehicleTrips	SU_TR	1.05	0.00
tblVehicleTrips	SU_TR	8.91	0.00
tblVehicleTrips	SU_TR	1.55	0.00
tblVehicleTrips	SU_TR	20.43	0.00
tblVehicleTrips	WD_TR	6.65	0.00
tblVehicleTrips	WD_TR	6.97	0.00
tblVehicleTrips	WD_TR	11.03	0.00
tblVehicleTrips	WD_TR	13.22	0.00
tblVehicleTrips	WD_TR	36.13	0.00
tblVehicleTrips	WD_TR	44.32	0.00

2.0 Emissions Summary

2.1 Overall Construction

Unmitigated Construction

	ROG	NOx	CO	SO2	Fugitive PM10	Exhaust PM10	PM10 Total	Fugitive PM2.5	Exhaust PM2.5	PM2.5 Total	Bio- CO2	NBio- CO2	Total CO2	CH4	N2O	CO2e
Year	tons/yr										MT/yr					
2020	0.0000	0.0000	0.0000	0.0000	0.0000	0.0000	0.0000	0.0000	0.0000	0.0000	0.0000	0.0000	0.0000	0.0000	0.0000	0.0000
2021	0.0000	0.0000	0.0000	0.0000	0.0000	0.0000	0.0000	0.0000	0.0000	0.0000	0.0000	0.0000	0.0000	0.0000	0.0000	0.0000
2022	0.0000	0.0000	0.0000	0.0000	0.0000	0.0000	0.0000	0.0000	0.0000	0.0000	0.0000	0.0000	0.0000	0.0000	0.0000	0.0000
2023	0.0000	0.0000	0.0000	0.0000	0.0000	0.0000	0.0000	0.0000	0.0000	0.0000	0.0000	0.0000	0.0000	0.0000	0.0000	0.0000
2024	0.0000	0.0000	0.0000	0.0000	0.0000	0.0000	0.0000	0.0000	0.0000	0.0000	0.0000	0.0000	0.0000	0.0000	0.0000	0.0000
2025	4.7000e-004	0.0000	0.0000	0.0000	0.0000	0.0000	0.0000	0.0000	0.0000	0.0000	0.0000	0.0000	0.0000	0.0000	0.0000	0.0000
Maximum	**4.7000e-004**	**0.0000**	**0.0000**	**0.0000**	**0.0000**	**0.0000**	**0.0000**	**0.0000**	**0.0000**	**0.0000**	**0.0000**	**0.0000**	**0.0000**	**0.0000**	**0.0000**	**0.0000**

2.1 Overall Construction

Mitigated Construction

	ROG	NOx	CO	SO2	Fugitive PM10	Exhaust PM10	PM10 Total	Fugitive PM2.5	Exhaust PM2.5	PM2.5 Total	Bio- CO2	NBio- CO2	Total CO2	CH4	N2O	CO2e
Year	tons/yr										MT/yr					
2020	0.0000	0.0000	0.0000	0.0000	0.0000	0.0000	0.0000	0.0000	0.0000	0.0000	0.0000	0.0000	0.0000	0.0000	0.0000	0.0000
2021	0.0000	0.0000	0.0000	0.0000	0.0000	0.0000	0.0000	0.0000	0.0000	0.0000	0.0000	0.0000	0.0000	0.0000	0.0000	0.0000
2022	0.0000	0.0000	0.0000	0.0000	0.0000	0.0000	0.0000	0.0000	0.0000	0.0000	0.0000	0.0000	0.0000	0.0000	0.0000	0.0000
2023	0.0000	0.0000	0.0000	0.0000	0.0000	0.0000	0.0000	0.0000	0.0000	0.0000	0.0000	0.0000	0.0000	0.0000	0.0000	0.0000
2024	0.0000	0.0000	0.0000	0.0000	0.0000	0.0000	0.0000	0.0000	0.0000	0.0000	0.0000	0.0000	0.0000	0.0000	0.0000	0.0000
2025	4.7000e-004	0.0000	0.0000	0.0000	0.0000	0.0000	0.0000	0.0000	0.0000	0.0000	0.0000	0.0000	0.0000	0.0000	0.0000	0.0000
Maximum	**4.7000e-004**	**0.0000**	**0.0000**	**0.0000**	**0.0000**	**0.0000**	**0.0000**	**0.0000**	**0.0000**	**0.0000**	**0.0000**	**0.0000**	**0.0000**	**0.0000**	**0.0000**	**0.0000**

	ROG	NOx	CO	SO2	Fugitive PM10	Exhaust PM10	PM10 Total	Fugitive PM2.5	Exhaust PM2.5	PM2.5 Total	Bio- CO2	NBio-CO2	Total CO2	CH4	N20	CO2e
Percent Reduction	**0.00**	**0.00**	**0.00**	**0.00**	**0.00**	**0.00**	**0.00**	**0.00**	**0.00**	**0.00**	**0.00**	**0.00**	**0.00**	**0.00**	**0.00**	**0.00**

Quarter	Start Date	End Date	Maximum Unmitigated ROG + NOX (tons/quarter)	Maximum Mitigated ROG + NOX (tons/quarter)
21	**3-10-2025**	**6-9-2025**	0.0003	0.0003
22	**6-10-2025**	**9-9-2025**	0.0002	0.0002
		Highest	0.0003	0.0003

2.2 Overall Operational

Unmitigated Operational

	ROG	NOx	CO	SO2	Fugitive PM10	Exhaust PM10	PM10 Total	Fugitive PM2.5	Exhaust PM2.5	PM2.5 Total	Bio- CO2	NBio- CO2	Total CO2	CH4	N2O	CO2e
Category	tons/yr										MT/yr					
Area	5.6660	0.0183	1.5945	9.0000e-005		8.7600e-003	8.7600e-003		8.7600e-003	8.7600e-003	0.0000	2.6279	2.6279	2.6700e-003	0.0000	2.6946
Energy	0.0000	0.0000	0.0000	0.0000		0.0000	0.0000		0.0000	0.0000	0.0000	5,779.8403	5,779.8403	0.2839	0.0588	5,804.4456
Mobile	0.0000	0.0000	0.0000	0.0000	0.0000	0.0000	0.0000	0.0000	0.0000	0.0000	0.0000	0.0000	0.0000	0.0000	0.0000	0.0000
Stationary	0.4895	1.1261	6.1437	0.0358		0.4679	0.4679		0.4679	0.4679	0.0000	6,424.7215	6,424.7215	0.1326	0.0000	6,428.0372
Waste						0.0000	0.0000		0.0000	0.0000	2,167.3122	0.0000	2,167.3122	128.0845	0.0000	5,369.4242
Water						0.0000	0.0000		0.0000	0.0000	52.2652	230.9516	283.2168	0.1912	0.1160	322.5679
Total	**6.1555**	**1.1444**	**7.7383**	**0.0359**	**0.0000**	**0.4767**	**0.4767**	**0.0000**	**0.4767**	**0.4767**	**2,219.5774**	**12,438.1414**	**14,657.7188**	**128.6950**	**0.1748**	**17,927.1695**

2.2 Overall Operational

Mitigated Operational

	ROG	NOx	CO	SO2	Fugitive PM10	Exhaust PM10	PM10 Total	Fugitive PM2.5	Exhaust PM2.5	PM2.5 Total	Bio- CO2	NBio- CO2	Total CO2	CH4	N2O	CO2e
Category	tons/yr										MT/yr					
Area	5.6660	0.0183	1.5945	9.0000e-005		8.7600e-003	8.7600e-003		8.7600e-003	8.7600e-003	0.0000	2.6279	2.6279	2.6700e-003	0.0000	2.6946
Energy	0.0000	0.0000	0.0000	0.0000		0.0000	0.0000		0.0000	0.0000	0.0000	5,779.8403	5,779.8403	0.2839	0.0588	5,804.4456
Mobile	0.0000	0.0000	0.0000	0.0000	0.0000	0.0000	0.0000	0.0000	0.0000	0.0000	0.0000	0.0000	0.0000	0.0000	0.0000	0.0000
Stationary	0.4895	1.1261	6.1437	0.0358		0.4679	0.4679		0.4679	0.4679	0.0000	6,424.7215	6,424.7215	0.1326	0.0000	6,428.0372
Waste						0.0000	0.0000		0.0000	0.0000	2,167.3122	0.0000	2,167.3122	128.0845	0.0000	5,369.4242
Water						0.0000	0.0000		0.0000	0.0000	52.2652	230.9516	283.2168	0.1912	0.1160	322.5679
Total	**6.1555**	**1.1444**	**7.7383**	**0.0359**	**0.0000**	**0.4767**	**0.4767**	**0.0000**	**0.4767**	**0.4767**	**2,219.5774**	**12,438.1414**	**14,657.7188**	**128.6950**	**0.1748**	**17,927.1695**

	ROG	NOx	CO	SO2	Fugitive PM10	Exhaust PM10	PM10 Total	Fugitive PM2.5	Exhaust PM2.5	PM2.5 Total	Bio- CO2	NBio-CO2	Total CO2	CH4	N20	CO2e
Percent Reduction	**0.00**	**0.00**	**0.00**	**0.00**	**0.00**	**0.00**	**0.00**	**0.00**	**0.00**	**0.00**	**0.00**	**0.00**	**0.00**	**0.00**	**0.00**	**0.00**

3.0 Construction Detail

Construction Phase

Unmitigated CNU Operation with CalEEMod Defaults - Sacramento County, Annual

Phase Number	Phase Name	Phase Type	Start Date	End Date	Num Days Week	Num Days	Phase Description
1	Demolition	Demolition	3/10/2020	6/15/2020	5	70	
2	Site Preparation	Site Preparation	6/16/2020	8/10/2020	5	40	
3	Grading	Grading	8/11/2020	1/11/2021	5	110	
4	Building Construction	Building Construction	1/12/2021	4/14/2025	5	1110	
5	Paving	Paving	4/15/2025	7/28/2025	5	75	
6	Architectural Coating	Architectural Coating	7/29/2025	11/10/2025	5	75	

Acres of Grading (Site Preparation Phase): 0

Acres of Grading (Grading Phase): 0

Acres of Paving: 26.91

Residential Indoor: 0; Residential Outdoor: 0; Non-Residential Indoor: 0; Non-Residential Outdoor: 0; Striped Parking Area: 0 (Architectural Coating – sqft)

OffRoad Equipment

Unmitigated CNU Operation with CalEEMod Defaults - Sacramento County, Annual

Phase Name	Offroad Equipment Type	Amount	Usage Hours	Horse Power	Load Factor
Demolition	Concrete/Industrial Saws	0	8.00	81	0.73
Demolition	Excavators	0	8.00	158	0.38
Demolition	Rubber Tired Dozers	0	8.00	247	0.40
Site Preparation	Rubber Tired Dozers	0	8.00	247	0.40
Site Preparation	Tractors/Loaders/Backhoes	0	8.00	97	0.37
Grading	Excavators	0	8.00	158	0.38
Grading	Graders	0	8.00	187	0.41
Grading	Rubber Tired Dozers	0	8.00	247	0.40
Grading	Scrapers	0	8.00	367	0.48
Grading	Tractors/Loaders/Backhoes	0	8.00	97	0.37
Building Construction	Cranes	0	7.00	231	0.29
Building Construction	Forklifts	0	8.00	89	0.20
Building Construction	Generator Sets	0	8.00	84	0.74
Building Construction	Tractors/Loaders/Backhoes	0	7.00	97	0.37
Building Construction	Welders	0	8.00	46	0.45
Paving	Pavers	0	8.00	130	0.42
Paving	Paving Equipment	0	8.00	132	0.36
Paving	Rollers	0	8.00	80	0.38
Architectural Coating	Air Compressors	0	6.00	78	0.48

Trips and VMT

Phase Name	Offroad Equipment Count	Worker Trip Number	Vendor Trip Number	Hauling Trip Number	Worker Trip Length	Vendor Trip Length	Hauling Trip Length	Worker Vehicle Class	Vendor Vehicle Class	Hauling Vehicle Class
Demolition	0	0.00	0.00	0.00	10.00	6.50	20.00	LD_Mix	HDT_Mix	HHDT
Site Preparation	0	0.00	0.00	0.00	10.00	6.50	20.00	LD_Mix	HDT_Mix	HHDT
Grading	0	0.00	0.00	0.00	10.00	6.50	20.00	LD_Mix	HDT_Mix	HHDT
Building Construction	0	0.00	0.00	0.00	10.00	6.50	20.00	LD_Mix	HDT_Mix	HHDT
Paving	0	0.00	0.00	0.00	10.00	6.50	20.00	LD_Mix	HDT_Mix	HHDT
Architectural Coating	0	0.00	0.00	0.00	10.00	6.50	20.00	LD_Mix	HDT_Mix	HHDT

3.1 Mitigation Measures Construction

3.2 Demolition - 2020

Unmitigated Construction On-Site

	ROG	NOx	CO	SO2	Fugitive PM10	Exhaust PM10	PM10 Total	Fugitive PM2.5	Exhaust PM2.5	PM2.5 Total	Bio- CO2	NBio- CO2	Total CO2	CH4	N2O	CO2e
Category	tons/yr										MT/yr					
Off-Road	0.0000	0.0000	0.0000	0.0000		0.0000	0.0000		0.0000	0.0000	0.0000	0.0000	0.0000	0.0000	0.0000	0.0000
Total	**0.0000**	**0.0000**	**0.0000**	**0.0000**		**0.0000**	**0.0000**		**0.0000**	**0.0000**	**0.0000**	**0.0000**	**0.0000**	**0.0000**	**0.0000**	**0.0000**

3.2 Demolition - 2020

Unmitigated Construction Off-Site

	ROG	NOx	CO	SO2	Fugitive PM10	Exhaust PM10	PM10 Total	Fugitive PM2.5	Exhaust PM2.5	PM2.5 Total	Bio- CO2	NBio- CO2	Total CO2	CH4	N2O	CO2e
Category	tons/yr										MT/yr					
Hauling	0.0000	0.0000	0.0000	0.0000	0.0000	0.0000	0.0000	0.0000	0.0000	0.0000	0.0000	0.0000	0.0000	0.0000	0.0000	0.0000
Vendor	0.0000	0.0000	0.0000	0.0000	0.0000	0.0000	0.0000	0.0000	0.0000	0.0000	0.0000	0.0000	0.0000	0.0000	0.0000	0.0000
Worker	0.0000	0.0000	0.0000	0.0000	0.0000	0.0000	0.0000	0.0000	0.0000	0.0000	0.0000	0.0000	0.0000	0.0000	0.0000	0.0000
Total	**0.0000**	**0.0000**	**0.0000**	**0.0000**	**0.0000**	**0.0000**	**0.0000**	**0.0000**	**0.0000**	**0.0000**	**0.0000**	**0.0000**	**0.0000**	**0.0000**	**0.0000**	**0.0000**

Mitigated Construction On-Site

	ROG	NOx	CO	SO2	Fugitive PM10	Exhaust PM10	PM10 Total	Fugitive PM2.5	Exhaust PM2.5	PM2.5 Total	Bio- CO2	NBio- CO2	Total CO2	CH4	N2O	CO2e
Category	tons/yr										MT/yr					
Off-Road	0.0000	0.0000	0.0000	0.0000		0.0000	0.0000		0.0000	0.0000	0.0000	0.0000	0.0000	0.0000	0.0000	0.0000
Total	**0.0000**	**0.0000**	**0.0000**	**0.0000**		**0.0000**	**0.0000**		**0.0000**	**0.0000**	**0.0000**	**0.0000**	**0.0000**	**0.0000**	**0.0000**	**0.0000**

3.2 Demolition - 2020

Mitigated Construction Off-Site

	ROG	NOx	CO	SO2	Fugitive PM10	Exhaust PM10	PM10 Total	Fugitive PM2.5	Exhaust PM2.5	PM2.5 Total	Bio- CO2	NBio- CO2	Total CO2	CH4	N2O	CO2e
Category	tons/yr										MT/yr					
Hauling	0.0000	0.0000	0.0000	0.0000	0.0000	0.0000	0.0000	0.0000	0.0000	0.0000	0.0000	0.0000	0.0000	0.0000	0.0000	0.0000
Vendor	0.0000	0.0000	0.0000	0.0000	0.0000	0.0000	0.0000	0.0000	0.0000	0.0000	0.0000	0.0000	0.0000	0.0000	0.0000	0.0000
Worker	0.0000	0.0000	0.0000	0.0000	0.0000	0.0000	0.0000	0.0000	0.0000	0.0000	0.0000	0.0000	0.0000	0.0000	0.0000	0.0000
Total	**0.0000**	**0.0000**	**0.0000**	**0.0000**	**0.0000**	**0.0000**	**0.0000**	**0.0000**	**0.0000**	**0.0000**	**0.0000**	**0.0000**	**0.0000**	**0.0000**	**0.0000**	**0.0000**

3.3 Site Preparation - 2020

Unmitigated Construction On-Site

	ROG	NOx	CO	SO2	Fugitive PM10	Exhaust PM10	PM10 Total	Fugitive PM2.5	Exhaust PM2.5	PM2.5 Total	Bio- CO2	NBio- CO2	Total CO2	CH4	N2O	CO2e
Category	tons/yr										MT/yr					
Fugitive Dust					0.0000	0.0000	0.0000	0.0000	0.0000	0.0000	0.0000	0.0000	0.0000	0.0000	0.0000	0.0000
Off-Road	0.0000	0.0000	0.0000	0.0000		0.0000	0.0000		0.0000	0.0000	0.0000	0.0000	0.0000	0.0000	0.0000	0.0000
Total	**0.0000**	**0.0000**	**0.0000**	**0.0000**	**0.0000**	**0.0000**	**0.0000**	**0.0000**	**0.0000**	**0.0000**	**0.0000**	**0.0000**	**0.0000**	**0.0000**	**0.0000**	**0.0000**

3.3 Site Preparation - 2020

Unmitigated Construction Off-Site

	ROG	NOx	CO	SO2	Fugitive PM10	Exhaust PM10	PM10 Total	Fugitive PM2.5	Exhaust PM2.5	PM2.5 Total	Bio- CO2	NBio- CO2	Total CO2	CH4	N2O	CO2e
Category	tons/yr										MT/yr					
Hauling	0.0000	0.0000	0.0000	0.0000	0.0000	0.0000	0.0000	0.0000	0.0000	0.0000	0.0000	0.0000	0.0000	0.0000	0.0000	0.0000
Vendor	0.0000	0.0000	0.0000	0.0000	0.0000	0.0000	0.0000	0.0000	0.0000	0.0000	0.0000	0.0000	0.0000	0.0000	0.0000	0.0000
Worker	0.0000	0.0000	0.0000	0.0000	0.0000	0.0000	0.0000	0.0000	0.0000	0.0000	0.0000	0.0000	0.0000	0.0000	0.0000	0.0000
Total	**0.0000**	**0.0000**	**0.0000**	**0.0000**	**0.0000**	**0.0000**	**0.0000**	**0.0000**	**0.0000**	**0.0000**	**0.0000**	**0.0000**	**0.0000**	**0.0000**	**0.0000**	**0.0000**

Mitigated Construction On-Site

	ROG	NOx	CO	SO2	Fugitive PM10	Exhaust PM10	PM10 Total	Fugitive PM2.5	Exhaust PM2.5	PM2.5 Total	Bio- CO2	NBio- CO2	Total CO2	CH4	N2O	CO2e
Category	tons/yr										MT/yr					
Fugitive Dust					0.0000	0.0000	0.0000	0.0000	0.0000	0.0000	0.0000	0.0000	0.0000	0.0000	0.0000	0.0000
Off-Road	0.0000	0.0000	0.0000	0.0000		0.0000	0.0000		0.0000	0.0000	0.0000	0.0000	0.0000	0.0000	0.0000	0.0000
Total	**0.0000**	**0.0000**	**0.0000**	**0.0000**	**0.0000**	**0.0000**	**0.0000**	**0.0000**	**0.0000**	**0.0000**	**0.0000**	**0.0000**	**0.0000**	**0.0000**	**0.0000**	**0.0000**

3.3 Site Preparation - 2020

Mitigated Construction Off-Site

	ROG	NOx	CO	SO2	Fugitive PM10	Exhaust PM10	PM10 Total	Fugitive PM2.5	Exhaust PM2.5	PM2.5 Total	Bio- CO2	NBio- CO2	Total CO2	CH4	N2O	CO2e
Category	tons/yr										MT/yr					
Hauling	0.0000	0.0000	0.0000	0.0000	0.0000	0.0000	0.0000	0.0000	0.0000	0.0000	0.0000	0.0000	0.0000	0.0000	0.0000	0.0000
Vendor	0.0000	0.0000	0.0000	0.0000	0.0000	0.0000	0.0000	0.0000	0.0000	0.0000	0.0000	0.0000	0.0000	0.0000	0.0000	0.0000
Worker	0.0000	0.0000	0.0000	0.0000	0.0000	0.0000	0.0000	0.0000	0.0000	0.0000	0.0000	0.0000	0.0000	0.0000	0.0000	0.0000
Total	**0.0000**	**0.0000**	**0.0000**	**0.0000**	**0.0000**	**0.0000**	**0.0000**	**0.0000**	**0.0000**	**0.0000**	**0.0000**	**0.0000**	**0.0000**	**0.0000**	**0.0000**	**0.0000**

3.4 Grading - 2020

Unmitigated Construction On-Site

	ROG	NOx	CO	SO2	Fugitive PM10	Exhaust PM10	PM10 Total	Fugitive PM2.5	Exhaust PM2.5	PM2.5 Total	Bio- CO2	NBio- CO2	Total CO2	CH4	N2O	CO2e
Category	tons/yr										MT/yr					
Fugitive Dust					0.0000	0.0000	0.0000	0.0000	0.0000	0.0000	0.0000	0.0000	0.0000	0.0000	0.0000	0.0000
Off-Road	0.0000	0.0000	0.0000	0.0000		0.0000	0.0000		0.0000	0.0000	0.0000	0.0000	0.0000	0.0000	0.0000	0.0000
Total	**0.0000**	**0.0000**	**0.0000**	**0.0000**	**0.0000**	**0.0000**	**0.0000**	**0.0000**	**0.0000**	**0.0000**	**0.0000**	**0.0000**	**0.0000**	**0.0000**	**0.0000**	**0.0000**

3.4 Grading - 2020

Unmitigated Construction Off-Site

	ROG	NOx	CO	SO2	Fugitive PM10	Exhaust PM10	PM10 Total	Fugitive PM2.5	Exhaust PM2.5	PM2.5 Total	Bio- CO2	NBio- CO2	Total CO2	CH4	N2O	CO2e
Category	tons/yr										MT/yr					
Hauling	0.0000	0.0000	0.0000	0.0000	0.0000	0.0000	0.0000	0.0000	0.0000	0.0000	0.0000	0.0000	0.0000	0.0000	0.0000	0.0000
Vendor	0.0000	0.0000	0.0000	0.0000	0.0000	0.0000	0.0000	0.0000	0.0000	0.0000	0.0000	0.0000	0.0000	0.0000	0.0000	0.0000
Worker	0.0000	0.0000	0.0000	0.0000	0.0000	0.0000	0.0000	0.0000	0.0000	0.0000	0.0000	0.0000	0.0000	0.0000	0.0000	0.0000
Total	**0.0000**	**0.0000**	**0.0000**	**0.0000**	**0.0000**	**0.0000**	**0.0000**	**0.0000**	**0.0000**	**0.0000**	**0.0000**	**0.0000**	**0.0000**	**0.0000**	**0.0000**	**0.0000**

Mitigated Construction On-Site

	ROG	NOx	CO	SO2	Fugitive PM10	Exhaust PM10	PM10 Total	Fugitive PM2.5	Exhaust PM2.5	PM2.5 Total	Bio- CO2	NBio- CO2	Total CO2	CH4	N2O	CO2e
Category	tons/yr										MT/yr					
Fugitive Dust					0.0000	0.0000	0.0000	0.0000	0.0000	0.0000	0.0000	0.0000	0.0000	0.0000	0.0000	0.0000
Off-Road	0.0000	0.0000	0.0000	0.0000		0.0000	0.0000		0.0000	0.0000	0.0000	0.0000	0.0000	0.0000	0.0000	0.0000
Total	**0.0000**	**0.0000**	**0.0000**	**0.0000**	**0.0000**	**0.0000**	**0.0000**	**0.0000**	**0.0000**	**0.0000**	**0.0000**	**0.0000**	**0.0000**	**0.0000**	**0.0000**	**0.0000**

3.4 Grading - 2020

Mitigated Construction Off-Site

	ROG	NOx	CO	SO2	Fugitive PM10	Exhaust PM10	PM10 Total	Fugitive PM2.5	Exhaust PM2.5	PM2.5 Total	Bio- CO2	NBio- CO2	Total CO2	CH4	N2O	CO2e
Category	tons/yr										MT/yr					
Hauling	0.0000	0.0000	0.0000	0.0000	0.0000	0.0000	0.0000	0.0000	0.0000	0.0000	0.0000	0.0000	0.0000	0.0000	0.0000	0.0000
Vendor	0.0000	0.0000	0.0000	0.0000	0.0000	0.0000	0.0000	0.0000	0.0000	0.0000	0.0000	0.0000	0.0000	0.0000	0.0000	0.0000
Worker	0.0000	0.0000	0.0000	0.0000	0.0000	0.0000	0.0000	0.0000	0.0000	0.0000	0.0000	0.0000	0.0000	0.0000	0.0000	0.0000
Total	**0.0000**	**0.0000**	**0.0000**	**0.0000**	**0.0000**	**0.0000**	**0.0000**	**0.0000**	**0.0000**	**0.0000**	**0.0000**	**0.0000**	**0.0000**	**0.0000**	**0.0000**	**0.0000**

3.4 Grading - 2021

Unmitigated Construction On-Site

	ROG	NOx	CO	SO2	Fugitive PM10	Exhaust PM10	PM10 Total	Fugitive PM2.5	Exhaust PM2.5	PM2.5 Total	Bio- CO2	NBio- CO2	Total CO2	CH4	N2O	CO2e
Category	tons/yr										MT/yr					
Fugitive Dust					0.0000	0.0000	0.0000	0.0000	0.0000	0.0000	0.0000	0.0000	0.0000	0.0000	0.0000	0.0000
Off-Road	0.0000	0.0000	0.0000	0.0000		0.0000	0.0000		0.0000	0.0000	0.0000	0.0000	0.0000	0.0000	0.0000	0.0000
Total	**0.0000**	**0.0000**	**0.0000**	**0.0000**	**0.0000**	**0.0000**	**0.0000**	**0.0000**	**0.0000**	**0.0000**	**0.0000**	**0.0000**	**0.0000**	**0.0000**	**0.0000**	**0.0000**

3.4 Grading - 2021

Unmitigated Construction Off-Site

	ROG	NOx	CO	SO2	Fugitive PM10	Exhaust PM10	PM10 Total	Fugitive PM2.5	Exhaust PM2.5	PM2.5 Total	Bio- CO2	NBio- CO2	Total CO2	CH4	N2O	CO2e
Category	tons/yr										MT/yr					
Hauling	0.0000	0.0000	0.0000	0.0000	0.0000	0.0000	0.0000	0.0000	0.0000	0.0000	0.0000	0.0000	0.0000	0.0000	0.0000	0.0000
Vendor	0.0000	0.0000	0.0000	0.0000	0.0000	0.0000	0.0000	0.0000	0.0000	0.0000	0.0000	0.0000	0.0000	0.0000	0.0000	0.0000
Worker	0.0000	0.0000	0.0000	0.0000	0.0000	0.0000	0.0000	0.0000	0.0000	0.0000	0.0000	0.0000	0.0000	0.0000	0.0000	0.0000
Total	**0.0000**	**0.0000**	**0.0000**	**0.0000**	**0.0000**	**0.0000**	**0.0000**	**0.0000**	**0.0000**	**0.0000**	**0.0000**	**0.0000**	**0.0000**	**0.0000**	**0.0000**	**0.0000**

Mitigated Construction On-Site

	ROG	NOx	CO	SO2	Fugitive PM10	Exhaust PM10	PM10 Total	Fugitive PM2.5	Exhaust PM2.5	PM2.5 Total	Bio- CO2	NBio- CO2	Total CO2	CH4	N2O	CO2e
Category	tons/yr										MT/yr					
Fugitive Dust					0.0000	0.0000	0.0000	0.0000	0.0000	0.0000	0.0000	0.0000	0.0000	0.0000	0.0000	0.0000
Off-Road	0.0000	0.0000	0.0000	0.0000		0.0000	0.0000		0.0000	0.0000	0.0000	0.0000	0.0000	0.0000	0.0000	0.0000
Total	**0.0000**	**0.0000**	**0.0000**	**0.0000**	**0.0000**	**0.0000**	**0.0000**	**0.0000**	**0.0000**	**0.0000**	**0.0000**	**0.0000**	**0.0000**	**0.0000**	**0.0000**	**0.0000**

3.4 Grading - 2021

Mitigated Construction Off-Site

	ROG	NOx	CO	SO2	Fugitive PM10	Exhaust PM10	PM10 Total	Fugitive PM2.5	Exhaust PM2.5	PM2.5 Total	Bio- CO2	NBio- CO2	Total CO2	CH4	N2O	CO2e
Category	tons/yr										MT/yr					
Hauling	0.0000	0.0000	0.0000	0.0000	0.0000	0.0000	0.0000	0.0000	0.0000	0.0000	0.0000	0.0000	0.0000	0.0000	0.0000	0.0000
Vendor	0.0000	0.0000	0.0000	0.0000	0.0000	0.0000	0.0000	0.0000	0.0000	0.0000	0.0000	0.0000	0.0000	0.0000	0.0000	0.0000
Worker	0.0000	0.0000	0.0000	0.0000	0.0000	0.0000	0.0000	0.0000	0.0000	0.0000	0.0000	0.0000	0.0000	0.0000	0.0000	0.0000
Total	**0.0000**	**0.0000**	**0.0000**	**0.0000**	**0.0000**	**0.0000**	**0.0000**	**0.0000**	**0.0000**	**0.0000**	**0.0000**	**0.0000**	**0.0000**	**0.0000**	**0.0000**	**0.0000**

3.5 Building Construction - 2021

Unmitigated Construction On-Site

	ROG	NOx	CO	SO2	Fugitive PM10	Exhaust PM10	PM10 Total	Fugitive PM2.5	Exhaust PM2.5	PM2.5 Total	Bio- CO2	NBio- CO2	Total CO2	CH4	N2O	CO2e
Category	tons/yr										MT/yr					
Off-Road	0.0000	0.0000	0.0000	0.0000		0.0000	0.0000		0.0000	0.0000	0.0000	0.0000	0.0000	0.0000	0.0000	0.0000
Total	**0.0000**	**0.0000**	**0.0000**	**0.0000**		**0.0000**	**0.0000**		**0.0000**	**0.0000**	**0.0000**	**0.0000**	**0.0000**	**0.0000**	**0.0000**	**0.0000**

3.5 Building Construction - 2021

Unmitigated Construction Off-Site

	ROG	NOx	CO	SO2	Fugitive PM10	Exhaust PM10	PM10 Total	Fugitive PM2.5	Exhaust PM2.5	PM2.5 Total	Bio- CO2	NBio- CO2	Total CO2	CH4	N2O	CO2e
Category	tons/yr										MT/yr					
Hauling	0.0000	0.0000	0.0000	0.0000	0.0000	0.0000	0.0000	0.0000	0.0000	0.0000	0.0000	0.0000	0.0000	0.0000	0.0000	0.0000
Vendor	0.0000	0.0000	0.0000	0.0000	0.0000	0.0000	0.0000	0.0000	0.0000	0.0000	0.0000	0.0000	0.0000	0.0000	0.0000	0.0000
Worker	0.0000	0.0000	0.0000	0.0000	0.0000	0.0000	0.0000	0.0000	0.0000	0.0000	0.0000	0.0000	0.0000	0.0000	0.0000	0.0000
Total	**0.0000**	**0.0000**	**0.0000**	**0.0000**	**0.0000**	**0.0000**	**0.0000**	**0.0000**	**0.0000**	**0.0000**	**0.0000**	**0.0000**	**0.0000**	**0.0000**	**0.0000**	**0.0000**

Mitigated Construction On-Site

	ROG	NOx	CO	SO2	Fugitive PM10	Exhaust PM10	PM10 Total	Fugitive PM2.5	Exhaust PM2.5	PM2.5 Total	Bio- CO2	NBio- CO2	Total CO2	CH4	N2O	CO2e
Category	tons/yr										MT/yr					
Off-Road	0.0000	0.0000	0.0000	0.0000		0.0000	0.0000		0.0000	0.0000	0.0000	0.0000	0.0000	0.0000	0.0000	0.0000
Total	**0.0000**	**0.0000**	**0.0000**	**0.0000**		**0.0000**	**0.0000**		**0.0000**	**0.0000**	**0.0000**	**0.0000**	**0.0000**	**0.0000**	**0.0000**	**0.0000**

3.5 Building Construction - 2021

Mitigated Construction Off-Site

	ROG	NOx	CO	SO2	Fugitive PM10	Exhaust PM10	PM10 Total	Fugitive PM2.5	Exhaust PM2.5	PM2.5 Total	Bio- CO2	NBio- CO2	Total CO2	CH4	N2O	CO2e
Category	tons/yr										MT/yr					
Hauling	0.0000	0.0000	0.0000	0.0000	0.0000	0.0000	0.0000	0.0000	0.0000	0.0000	0.0000	0.0000	0.0000	0.0000	0.0000	0.0000
Vendor	0.0000	0.0000	0.0000	0.0000	0.0000	0.0000	0.0000	0.0000	0.0000	0.0000	0.0000	0.0000	0.0000	0.0000	0.0000	0.0000
Worker	0.0000	0.0000	0.0000	0.0000	0.0000	0.0000	0.0000	0.0000	0.0000	0.0000	0.0000	0.0000	0.0000	0.0000	0.0000	0.0000
Total	**0.0000**	**0.0000**	**0.0000**	**0.0000**	**0.0000**	**0.0000**	**0.0000**	**0.0000**	**0.0000**	**0.0000**	**0.0000**	**0.0000**	**0.0000**	**0.0000**	**0.0000**	**0.0000**

3.5 Building Construction - 2022

Unmitigated Construction On-Site

	ROG	NOx	CO	SO2	Fugitive PM10	Exhaust PM10	PM10 Total	Fugitive PM2.5	Exhaust PM2.5	PM2.5 Total	Bio- CO2	NBio- CO2	Total CO2	CH4	N2O	CO2e
Category	tons/yr										MT/yr					
Off-Road	0.0000	0.0000	0.0000	0.0000		0.0000	0.0000		0.0000	0.0000	0.0000	0.0000	0.0000	0.0000	0.0000	0.0000
Total	**0.0000**	**0.0000**	**0.0000**	**0.0000**		**0.0000**	**0.0000**		**0.0000**	**0.0000**	**0.0000**	**0.0000**	**0.0000**	**0.0000**	**0.0000**	**0.0000**

3.5 Building Construction - 2022

Unmitigated Construction Off-Site

	ROG	NOx	CO	SO2	Fugitive PM10	Exhaust PM10	PM10 Total	Fugitive PM2.5	Exhaust PM2.5	PM2.5 Total	Bio- CO2	NBio- CO2	Total CO2	CH4	N2O	CO2e
Category	tons/yr										MT/yr					
Hauling	0.0000	0.0000	0.0000	0.0000	0.0000	0.0000	0.0000	0.0000	0.0000	0.0000	0.0000	0.0000	0.0000	0.0000	0.0000	0.0000
Vendor	0.0000	0.0000	0.0000	0.0000	0.0000	0.0000	0.0000	0.0000	0.0000	0.0000	0.0000	0.0000	0.0000	0.0000	0.0000	0.0000
Worker	0.0000	0.0000	0.0000	0.0000	0.0000	0.0000	0.0000	0.0000	0.0000	0.0000	0.0000	0.0000	0.0000	0.0000	0.0000	0.0000
Total	**0.0000**	**0.0000**	**0.0000**	**0.0000**	**0.0000**	**0.0000**	**0.0000**	**0.0000**	**0.0000**	**0.0000**	**0.0000**	**0.0000**	**0.0000**	**0.0000**	**0.0000**	**0.0000**

Mitigated Construction On-Site

	ROG	NOx	CO	SO2	Fugitive PM10	Exhaust PM10	PM10 Total	Fugitive PM2.5	Exhaust PM2.5	PM2.5 Total	Bio- CO2	NBio- CO2	Total CO2	CH4	N2O	CO2e
Category	tons/yr										MT/yr					
Off-Road	0.0000	0.0000	0.0000	0.0000		0.0000	0.0000		0.0000	0.0000	0.0000	0.0000	0.0000	0.0000	0.0000	0.0000
Total	**0.0000**	**0.0000**	**0.0000**	**0.0000**		**0.0000**	**0.0000**		**0.0000**	**0.0000**	**0.0000**	**0.0000**	**0.0000**	**0.0000**	**0.0000**	**0.0000**

3.5 Building Construction - 2022

Mitigated Construction Off-Site

	ROG	NOx	CO	SO2	Fugitive PM10	Exhaust PM10	PM10 Total	Fugitive PM2.5	Exhaust PM2.5	PM2.5 Total	Bio- CO2	NBio- CO2	Total CO2	CH4	N2O	CO2e
Category	tons/yr										MT/yr					
Hauling	0.0000	0.0000	0.0000	0.0000	0.0000	0.0000	0.0000	0.0000	0.0000	0.0000	0.0000	0.0000	0.0000	0.0000	0.0000	0.0000
Vendor	0.0000	0.0000	0.0000	0.0000	0.0000	0.0000	0.0000	0.0000	0.0000	0.0000	0.0000	0.0000	0.0000	0.0000	0.0000	0.0000
Worker	0.0000	0.0000	0.0000	0.0000	0.0000	0.0000	0.0000	0.0000	0.0000	0.0000	0.0000	0.0000	0.0000	0.0000	0.0000	0.0000
Total	**0.0000**	**0.0000**	**0.0000**	**0.0000**	**0.0000**	**0.0000**	**0.0000**	**0.0000**	**0.0000**	**0.0000**	**0.0000**	**0.0000**	**0.0000**	**0.0000**	**0.0000**	**0.0000**

3.5 Building Construction - 2023

Unmitigated Construction On-Site

	ROG	NOx	CO	SO2	Fugitive PM10	Exhaust PM10	PM10 Total	Fugitive PM2.5	Exhaust PM2.5	PM2.5 Total	Bio- CO2	NBio- CO2	Total CO2	CH4	N2O	CO2e
Category	tons/yr										MT/yr					
Off-Road	0.0000	0.0000	0.0000	0.0000		0.0000	0.0000		0.0000	0.0000	0.0000	0.0000	0.0000	0.0000	0.0000	0.0000
Total	**0.0000**	**0.0000**	**0.0000**	**0.0000**		**0.0000**	**0.0000**		**0.0000**	**0.0000**	**0.0000**	**0.0000**	**0.0000**	**0.0000**	**0.0000**	**0.0000**

3.5 Building Construction - 2023

Unmitigated Construction Off-Site

	ROG	NOx	CO	SO2	Fugitive PM10	Exhaust PM10	PM10 Total	Fugitive PM2.5	Exhaust PM2.5	PM2.5 Total	Bio- CO2	NBio- CO2	Total CO2	CH4	N2O	CO2e
Category	tons/yr										MT/yr					
Hauling	0.0000	0.0000	0.0000	0.0000	0.0000	0.0000	0.0000	0.0000	0.0000	0.0000	0.0000	0.0000	0.0000	0.0000	0.0000	0.0000
Vendor	0.0000	0.0000	0.0000	0.0000	0.0000	0.0000	0.0000	0.0000	0.0000	0.0000	0.0000	0.0000	0.0000	0.0000	0.0000	0.0000
Worker	0.0000	0.0000	0.0000	0.0000	0.0000	0.0000	0.0000	0.0000	0.0000	0.0000	0.0000	0.0000	0.0000	0.0000	0.0000	0.0000
Total	**0.0000**	**0.0000**	**0.0000**	**0.0000**	**0.0000**	**0.0000**	**0.0000**	**0.0000**	**0.0000**	**0.0000**	**0.0000**	**0.0000**	**0.0000**	**0.0000**	**0.0000**	**0.0000**

Mitigated Construction On-Site

	ROG	NOx	CO	SO2	Fugitive PM10	Exhaust PM10	PM10 Total	Fugitive PM2.5	Exhaust PM2.5	PM2.5 Total	Bio- CO2	NBio- CO2	Total CO2	CH4	N2O	CO2e
Category	tons/yr										MT/yr					
Off-Road	0.0000	0.0000	0.0000	0.0000		0.0000	0.0000		0.0000	0.0000	0.0000	0.0000	0.0000	0.0000	0.0000	0.0000
Total	**0.0000**	**0.0000**	**0.0000**	**0.0000**		**0.0000**	**0.0000**		**0.0000**	**0.0000**	**0.0000**	**0.0000**	**0.0000**	**0.0000**	**0.0000**	**0.0000**

3.5 Building Construction - 2023

Mitigated Construction Off-Site

	ROG	NOx	CO	SO2	Fugitive PM10	Exhaust PM10	PM10 Total	Fugitive PM2.5	Exhaust PM2.5	PM2.5 Total	Bio- CO2	NBio- CO2	Total CO2	CH4	N2O	CO2e
Category	tons/yr										MT/yr					
Hauling	0.0000	0.0000	0.0000	0.0000	0.0000	0.0000	0.0000	0.0000	0.0000	0.0000	0.0000	0.0000	0.0000	0.0000	0.0000	0.0000
Vendor	0.0000	0.0000	0.0000	0.0000	0.0000	0.0000	0.0000	0.0000	0.0000	0.0000	0.0000	0.0000	0.0000	0.0000	0.0000	0.0000
Worker	0.0000	0.0000	0.0000	0.0000	0.0000	0.0000	0.0000	0.0000	0.0000	0.0000	0.0000	0.0000	0.0000	0.0000	0.0000	0.0000
Total	**0.0000**	**0.0000**	**0.0000**	**0.0000**	**0.0000**	**0.0000**	**0.0000**	**0.0000**	**0.0000**	**0.0000**	**0.0000**	**0.0000**	**0.0000**	**0.0000**	**0.0000**	**0.0000**

3.5 Building Construction - 2024

Unmitigated Construction On-Site

	ROG	NOx	CO	SO2	Fugitive PM10	Exhaust PM10	PM10 Total	Fugitive PM2.5	Exhaust PM2.5	PM2.5 Total	Bio- CO2	NBio- CO2	Total CO2	CH4	N2O	CO2e
Category	tons/yr										MT/yr					
Off-Road	0.0000	0.0000	0.0000	0.0000		0.0000	0.0000		0.0000	0.0000	0.0000	0.0000	0.0000	0.0000	0.0000	0.0000
Total	**0.0000**	**0.0000**	**0.0000**	**0.0000**		**0.0000**	**0.0000**		**0.0000**	**0.0000**	**0.0000**	**0.0000**	**0.0000**	**0.0000**	**0.0000**	**0.0000**

3.5 Building Construction - 2024

Unmitigated Construction Off-Site

	ROG	NOx	CO	SO2	Fugitive PM10	Exhaust PM10	PM10 Total	Fugitive PM2.5	Exhaust PM2.5	PM2.5 Total	Bio- CO2	NBio- CO2	Total CO2	CH4	N2O	CO2e
Category	tons/yr										MT/yr					
Hauling	0.0000	0.0000	0.0000	0.0000	0.0000	0.0000	0.0000	0.0000	0.0000	0.0000	0.0000	0.0000	0.0000	0.0000	0.0000	0.0000
Vendor	0.0000	0.0000	0.0000	0.0000	0.0000	0.0000	0.0000	0.0000	0.0000	0.0000	0.0000	0.0000	0.0000	0.0000	0.0000	0.0000
Worker	0.0000	0.0000	0.0000	0.0000	0.0000	0.0000	0.0000	0.0000	0.0000	0.0000	0.0000	0.0000	0.0000	0.0000	0.0000	0.0000
Total	**0.0000**	**0.0000**	**0.0000**	**0.0000**	**0.0000**	**0.0000**	**0.0000**	**0.0000**	**0.0000**	**0.0000**	**0.0000**	**0.0000**	**0.0000**	**0.0000**	**0.0000**	**0.0000**

Mitigated Construction On-Site

	ROG	NOx	CO	SO2	Fugitive PM10	Exhaust PM10	PM10 Total	Fugitive PM2.5	Exhaust PM2.5	PM2.5 Total	Bio- CO2	NBio- CO2	Total CO2	CH4	N2O	CO2e
Category	tons/yr										MT/yr					
Off-Road	0.0000	0.0000	0.0000	0.0000		0.0000	0.0000		0.0000	0.0000	0.0000	0.0000	0.0000	0.0000	0.0000	0.0000
Total	**0.0000**	**0.0000**	**0.0000**	**0.0000**		**0.0000**	**0.0000**		**0.0000**	**0.0000**	**0.0000**	**0.0000**	**0.0000**	**0.0000**	**0.0000**	**0.0000**

3.5 Building Construction - 2024

Mitigated Construction Off-Site

	ROG	NOx	CO	SO2	Fugitive PM10	Exhaust PM10	PM10 Total	Fugitive PM2.5	Exhaust PM2.5	PM2.5 Total	Bio- CO2	NBio- CO2	Total CO2	CH4	N2O	CO2e
Category	tons/yr										MT/yr					
Hauling	0.0000	0.0000	0.0000	0.0000	0.0000	0.0000	0.0000	0.0000	0.0000	0.0000	0.0000	0.0000	0.0000	0.0000	0.0000	0.0000
Vendor	0.0000	0.0000	0.0000	0.0000	0.0000	0.0000	0.0000	0.0000	0.0000	0.0000	0.0000	0.0000	0.0000	0.0000	0.0000	0.0000
Worker	0.0000	0.0000	0.0000	0.0000	0.0000	0.0000	0.0000	0.0000	0.0000	0.0000	0.0000	0.0000	0.0000	0.0000	0.0000	0.0000
Total	**0.0000**	**0.0000**	**0.0000**	**0.0000**	**0.0000**	**0.0000**	**0.0000**	**0.0000**	**0.0000**	**0.0000**	**0.0000**	**0.0000**	**0.0000**	**0.0000**	**0.0000**	**0.0000**

3.5 Building Construction - 2025

Unmitigated Construction On-Site

	ROG	NOx	CO	SO2	Fugitive PM10	Exhaust PM10	PM10 Total	Fugitive PM2.5	Exhaust PM2.5	PM2.5 Total	Bio- CO2	NBio- CO2	Total CO2	CH4	N2O	CO2e
Category	tons/yr										MT/yr					
Off-Road	0.0000	0.0000	0.0000	0.0000		0.0000	0.0000		0.0000	0.0000	0.0000	0.0000	0.0000	0.0000	0.0000	0.0000
Total	**0.0000**	**0.0000**	**0.0000**	**0.0000**		**0.0000**	**0.0000**		**0.0000**	**0.0000**	**0.0000**	**0.0000**	**0.0000**	**0.0000**	**0.0000**	**0.0000**

3.5 Building Construction - 2025

Unmitigated Construction Off-Site

	ROG	NOx	CO	SO2	Fugitive PM10	Exhaust PM10	PM10 Total	Fugitive PM2.5	Exhaust PM2.5	PM2.5 Total	Bio- CO2	NBio- CO2	Total CO2	CH4	N2O	CO2e
Category	tons/yr										MT/yr					
Hauling	0.0000	0.0000	0.0000	0.0000	0.0000	0.0000	0.0000	0.0000	0.0000	0.0000	0.0000	0.0000	0.0000	0.0000	0.0000	0.0000
Vendor	0.0000	0.0000	0.0000	0.0000	0.0000	0.0000	0.0000	0.0000	0.0000	0.0000	0.0000	0.0000	0.0000	0.0000	0.0000	0.0000
Worker	0.0000	0.0000	0.0000	0.0000	0.0000	0.0000	0.0000	0.0000	0.0000	0.0000	0.0000	0.0000	0.0000	0.0000	0.0000	0.0000
Total	**0.0000**	**0.0000**	**0.0000**	**0.0000**	**0.0000**	**0.0000**	**0.0000**	**0.0000**	**0.0000**	**0.0000**	**0.0000**	**0.0000**	**0.0000**	**0.0000**	**0.0000**	**0.0000**

Mitigated Construction On-Site

	ROG	NOx	CO	SO2	Fugitive PM10	Exhaust PM10	PM10 Total	Fugitive PM2.5	Exhaust PM2.5	PM2.5 Total	Bio- CO2	NBio- CO2	Total CO2	CH4	N2O	CO2e
Category	tons/yr										MT/yr					
Off-Road	0.0000	0.0000	0.0000	0.0000		0.0000	0.0000		0.0000	0.0000	0.0000	0.0000	0.0000	0.0000	0.0000	0.0000
Total	**0.0000**	**0.0000**	**0.0000**	**0.0000**		**0.0000**	**0.0000**		**0.0000**	**0.0000**	**0.0000**	**0.0000**	**0.0000**	**0.0000**	**0.0000**	**0.0000**

3.5 Building Construction - 2025

Mitigated Construction Off-Site

	ROG	NOx	CO	SO2	Fugitive PM10	Exhaust PM10	PM10 Total	Fugitive PM2.5	Exhaust PM2.5	PM2.5 Total	Bio- CO2	NBio- CO2	Total CO2	CH4	N2O	CO2e
Category	tons/yr										MT/yr					
Hauling	0.0000	0.0000	0.0000	0.0000	0.0000	0.0000	0.0000	0.0000	0.0000	0.0000	0.0000	0.0000	0.0000	0.0000	0.0000	0.0000
Vendor	0.0000	0.0000	0.0000	0.0000	0.0000	0.0000	0.0000	0.0000	0.0000	0.0000	0.0000	0.0000	0.0000	0.0000	0.0000	0.0000
Worker	0.0000	0.0000	0.0000	0.0000	0.0000	0.0000	0.0000	0.0000	0.0000	0.0000	0.0000	0.0000	0.0000	0.0000	0.0000	0.0000
Total	**0.0000**	**0.0000**	**0.0000**	**0.0000**	**0.0000**	**0.0000**	**0.0000**	**0.0000**	**0.0000**	**0.0000**	**0.0000**	**0.0000**	**0.0000**	**0.0000**	**0.0000**	**0.0000**

3.6 Paving - 2025

Unmitigated Construction On-Site

	ROG	NOx	CO	SO2	Fugitive PM10	Exhaust PM10	PM10 Total	Fugitive PM2.5	Exhaust PM2.5	PM2.5 Total	Bio- CO2	NBio- CO2	Total CO2	CH4	N2O	CO2e
Category	tons/yr										MT/yr					
Off-Road	0.0000	0.0000	0.0000	0.0000		0.0000	0.0000		0.0000	0.0000	0.0000	0.0000	0.0000	0.0000	0.0000	0.0000
Paving	4.7000e-004					0.0000	0.0000		0.0000	0.0000	0.0000	0.0000	0.0000	0.0000	0.0000	0.0000
Total	**4.7000e-004**	**0.0000**	**0.0000**	**0.0000**		**0.0000**	**0.0000**		**0.0000**	**0.0000**	**0.0000**	**0.0000**	**0.0000**	**0.0000**	**0.0000**	**0.0000**

3.6 Paving - 2025

Unmitigated Construction Off-Site

	ROG	NOx	CO	SO2	Fugitive PM10	Exhaust PM10	PM10 Total	Fugitive PM2.5	Exhaust PM2.5	PM2.5 Total	Bio- CO2	NBio- CO2	Total CO2	CH4	N2O	CO2e
Category	tons/yr										MT/yr					
Hauling	0.0000	0.0000	0.0000	0.0000	0.0000	0.0000	0.0000	0.0000	0.0000	0.0000	0.0000	0.0000	0.0000	0.0000	0.0000	0.0000
Vendor	0.0000	0.0000	0.0000	0.0000	0.0000	0.0000	0.0000	0.0000	0.0000	0.0000	0.0000	0.0000	0.0000	0.0000	0.0000	0.0000
Worker	0.0000	0.0000	0.0000	0.0000	0.0000	0.0000	0.0000	0.0000	0.0000	0.0000	0.0000	0.0000	0.0000	0.0000	0.0000	0.0000
Total	**0.0000**	**0.0000**	**0.0000**	**0.0000**	**0.0000**	**0.0000**	**0.0000**	**0.0000**	**0.0000**	**0.0000**	**0.0000**	**0.0000**	**0.0000**	**0.0000**	**0.0000**	**0.0000**

Mitigated Construction On-Site

	ROG	NOx	CO	SO2	Fugitive PM10	Exhaust PM10	PM10 Total	Fugitive PM2.5	Exhaust PM2.5	PM2.5 Total	Bio- CO2	NBio- CO2	Total CO2	CH4	N2O	CO2e
Category	tons/yr										MT/yr					
Off-Road	0.0000	0.0000	0.0000	0.0000		0.0000	0.0000		0.0000	0.0000	0.0000	0.0000	0.0000	0.0000	0.0000	0.0000
Paving	4.7000e-004					0.0000	0.0000		0.0000	0.0000	0.0000	0.0000	0.0000	0.0000	0.0000	0.0000
Total	**4.7000e-004**	**0.0000**	**0.0000**	**0.0000**		**0.0000**	**0.0000**		**0.0000**	**0.0000**	**0.0000**	**0.0000**	**0.0000**	**0.0000**	**0.0000**	**0.0000**

3.6 Paving - 2025

Mitigated Construction Off-Site

	ROG	NOx	CO	SO2	Fugitive PM10	Exhaust PM10	PM10 Total	Fugitive PM2.5	Exhaust PM2.5	PM2.5 Total	Bio- CO2	NBio- CO2	Total CO2	CH4	N2O	CO2e
Category	tons/yr										MT/yr					
Hauling	0.0000	0.0000	0.0000	0.0000	0.0000	0.0000	0.0000	0.0000	0.0000	0.0000	0.0000	0.0000	0.0000	0.0000	0.0000	0.0000
Vendor	0.0000	0.0000	0.0000	0.0000	0.0000	0.0000	0.0000	0.0000	0.0000	0.0000	0.0000	0.0000	0.0000	0.0000	0.0000	0.0000
Worker	0.0000	0.0000	0.0000	0.0000	0.0000	0.0000	0.0000	0.0000	0.0000	0.0000	0.0000	0.0000	0.0000	0.0000	0.0000	0.0000
Total	**0.0000**	**0.0000**	**0.0000**	**0.0000**	**0.0000**	**0.0000**	**0.0000**	**0.0000**	**0.0000**	**0.0000**	**0.0000**	**0.0000**	**0.0000**	**0.0000**	**0.0000**	**0.0000**

3.7 Architectural Coating - 2025

Unmitigated Construction On-Site

	ROG	NOx	CO	SO2	Fugitive PM10	Exhaust PM10	PM10 Total	Fugitive PM2.5	Exhaust PM2.5	PM2.5 Total	Bio- CO2	NBio- CO2	Total CO2	CH4	N2O	CO2e
Category	tons/yr										MT/yr					
Archit. Coating	0.0000					0.0000	0.0000		0.0000	0.0000	0.0000	0.0000	0.0000	0.0000	0.0000	0.0000
Off-Road	0.0000	0.0000	0.0000	0.0000		0.0000	0.0000		0.0000	0.0000	0.0000	0.0000	0.0000	0.0000	0.0000	0.0000
Total	**0.0000**	**0.0000**	**0.0000**	**0.0000**		**0.0000**	**0.0000**		**0.0000**	**0.0000**	**0.0000**	**0.0000**	**0.0000**	**0.0000**	**0.0000**	**0.0000**

3.7 Architectural Coating - 2025

Unmitigated Construction Off-Site

	ROG	NOx	CO	SO2	Fugitive PM10	Exhaust PM10	PM10 Total	Fugitive PM2.5	Exhaust PM2.5	PM2.5 Total	Bio- CO2	NBio- CO2	Total CO2	CH4	N2O	CO2e
Category	tons/yr										MT/yr					
Hauling	0.0000	0.0000	0.0000	0.0000	0.0000	0.0000	0.0000	0.0000	0.0000	0.0000	0.0000	0.0000	0.0000	0.0000	0.0000	0.0000
Vendor	0.0000	0.0000	0.0000	0.0000	0.0000	0.0000	0.0000	0.0000	0.0000	0.0000	0.0000	0.0000	0.0000	0.0000	0.0000	0.0000
Worker	0.0000	0.0000	0.0000	0.0000	0.0000	0.0000	0.0000	0.0000	0.0000	0.0000	0.0000	0.0000	0.0000	0.0000	0.0000	0.0000
Total	**0.0000**	**0.0000**	**0.0000**	**0.0000**	**0.0000**	**0.0000**	**0.0000**	**0.0000**	**0.0000**	**0.0000**	**0.0000**	**0.0000**	**0.0000**	**0.0000**	**0.0000**	**0.0000**

Mitigated Construction On-Site

	ROG	NOx	CO	SO2	Fugitive PM10	Exhaust PM10	PM10 Total	Fugitive PM2.5	Exhaust PM2.5	PM2.5 Total	Bio- CO2	NBio- CO2	Total CO2	CH4	N2O	CO2e
Category	tons/yr										MT/yr					
Archit. Coating	0.0000					0.0000	0.0000		0.0000	0.0000	0.0000	0.0000	0.0000	0.0000	0.0000	0.0000
Off-Road	0.0000	0.0000	0.0000	0.0000		0.0000	0.0000		0.0000	0.0000	0.0000	0.0000	0.0000	0.0000	0.0000	0.0000
Total	**0.0000**	**0.0000**	**0.0000**	**0.0000**		**0.0000**	**0.0000**		**0.0000**	**0.0000**	**0.0000**	**0.0000**	**0.0000**	**0.0000**	**0.0000**	**0.0000**

3.7 Architectural Coating - 2025

Mitigated Construction Off-Site

	ROG	NOx	CO	SO2	Fugitive PM10	Exhaust PM10	PM10 Total	Fugitive PM2.5	Exhaust PM2.5	PM2.5 Total	Bio- CO2	NBio- CO2	Total CO2	CH4	N2O	CO2e
Category	tons/yr										MT/yr					
Hauling	0.0000	0.0000	0.0000	0.0000	0.0000	0.0000	0.0000	0.0000	0.0000	0.0000	0.0000	0.0000	0.0000	0.0000	0.0000	0.0000
Vendor	0.0000	0.0000	0.0000	0.0000	0.0000	0.0000	0.0000	0.0000	0.0000	0.0000	0.0000	0.0000	0.0000	0.0000	0.0000	0.0000
Worker	0.0000	0.0000	0.0000	0.0000	0.0000	0.0000	0.0000	0.0000	0.0000	0.0000	0.0000	0.0000	0.0000	0.0000	0.0000	0.0000
Total	**0.0000**	**0.0000**	**0.0000**	**0.0000**	**0.0000**	**0.0000**	**0.0000**	**0.0000**	**0.0000**	**0.0000**	**0.0000**	**0.0000**	**0.0000**	**0.0000**	**0.0000**	**0.0000**

4.0 Operational Detail - Mobile

4.1 Mitigation Measures Mobile

	ROG	NOx	CO	SO2	Fugitive PM10	Exhaust PM10	PM10 Total	Fugitive PM2.5	Exhaust PM2.5	PM2.5 Total	Bio- CO2	NBio- CO2	Total CO2	CH4	N2O	CO2e
Category	tons/yr										MT/yr					
Mitigated	0.0000	0.0000	0.0000	0.0000	0.0000	0.0000	0.0000	0.0000	0.0000	0.0000	0.0000	0.0000	0.0000	0.0000	0.0000	0.0000
Unmitigated	0.0000	0.0000	0.0000	0.0000	0.0000	0.0000	0.0000	0.0000	0.0000	0.0000	0.0000	0.0000	0.0000	0.0000	0.0000	0.0000

4.2 Trip Summary Information

	Average Daily Trip Rate			Unmitigated	Mitigated
Land Use	Weekday	Saturday	Sunday	Annual VMT	Annual VMT
Apartments Mid Rise	0.00	0.00	0.00		
Enclosed Parking with Elevator	0.00	0.00	0.00		
Enclosed Parking with Elevator	0.00	0.00	0.00		
Enclosed Parking with Elevator	0.00	0.00	0.00		
General Light Industry	0.00	0.00	0.00		
General Office Building	0.00	0.00	0.00		
Hospital	0.00	0.00	0.00		
Hospital	0.00	0.00	0.00		
Hospital	0.00	0.00	0.00		
Medical Office Building	0.00	0.00	0.00		
Parking Lot	0.00	0.00	0.00		
Strip Mall	0.00	0.00	0.00		
Strip Mall	0.00	0.00	0.00		
Unenclosed Parking with Elevator	0.00	0.00	0.00		
Unenclosed Parking with Elevator	0.00	0.00	0.00		
Total	0.00	0.00	0.00		

4.3 Trip Type Information

	Miles			Trip %			Trip Purpose %		
Land Use	H-W or C-W	H-S or C-C	H-O or C-NW	H-W or C-W	H-S or C-C	H-O or C-NW	Primary	Diverted	Pass-by
Apartments Mid Rise	10.00	5.00	6.50	46.50	12.50	41.00	86	11	3
Enclosed Parking with Elevator	10.00	5.00	6.50	0.00	0.00	0.00	0	0	0
Enclosed Parking with Elevator	10.00	5.00	6.50	0.00	0.00	0.00	0	0	0
Enclosed Parking with Elevator	10.00	5.00	6.50	0.00	0.00	0.00	0	0	0
General Light Industry	10.00	5.00	6.50	59.00	28.00	13.00	92	5	3
General Office Building	10.00	5.00	6.50	33.00	48.00	19.00	77	19	4
Hospital	10.00	5.00	6.50	64.90	16.10	19.00	73	25	2
Hospital	10.00	5.00	6.50	64.90	16.10	19.00	73	25	2
Hospital	10.00	5.00	6.50	64.90	16.10	19.00	73	25	2
Medical Office Building	10.00	5.00	6.50	29.60	51.40	19.00	60	30	10
Parking Lot	10.00	5.00	6.50	0.00	0.00	0.00	0	0	0
Strip Mall	10.00	5.00	6.50	16.60	64.40	19.00	45	40	15
Strip Mall	10.00	5.00	6.50	16.60	64.40	19.00	45	40	15
Unenclosed Parking with	10.00	5.00	6.50	0.00	0.00	0.00	0	0	0
Unenclosed Parking with	10.00	5.00	6.50	0.00	0.00	0.00	0	0	0

4.4 Fleet Mix

Land Use	LDA	LDT1	LDT2	MDV	LHD1	LHD2	MHD	HHD	OBUS	UBUS	MCY	SBUS	MH
Apartments Mid Rise	0.576778	0.034729	0.211659	0.106131	0.012287	0.004450	0.018380	0.025480	0.001877	0.001519	0.005480	0.000610	0.000618
Enclosed Parking with Elevator	0.576778	0.034729	0.211659	0.106131	0.012287	0.004450	0.018380	0.025480	0.001877	0.001519	0.005480	0.000610	0.000618
General Light Industry	0.576778	0.034729	0.211659	0.106131	0.012287	0.004450	0.018380	0.025480	0.001877	0.001519	0.005480	0.000610	0.000618
General Office Building	0.576778	0.034729	0.211659	0.106131	0.012287	0.004450	0.018380	0.025480	0.001877	0.001519	0.005480	0.000610	0.000618
Hospital	0.576778	0.034729	0.211659	0.106131	0.012287	0.004450	0.018380	0.025480	0.001877	0.001519	0.005480	0.000610	0.000618
Medical Office Building	0.576778	0.034729	0.211659	0.106131	0.012287	0.004450	0.018380	0.025480	0.001877	0.001519	0.005480	0.000610	0.000618
Parking Lot	0.576778	0.034729	0.211659	0.106131	0.012287	0.004450	0.018380	0.025480	0.001877	0.001519	0.005480	0.000610	0.000618
Strip Mall	0.576778	0.034729	0.211659	0.106131	0.012287	0.004450	0.018380	0.025480	0.001877	0.001519	0.005480	0.000610	0.000618
Unenclosed Parking with Elevator	0.576778	0.034729	0.211659	0.106131	0.012287	0.004450	0.018380	0.025480	0.001877	0.001519	0.005480	0.000610	0.000618

5.0 Energy Detail

Historical Energy Use: N

5.1 Mitigation Measures Energy

Unmitigated CNU Operation with CalEEMod Defaults - Sacramento County, Annual

	ROG	NOx	CO	SO2	Fugitive PM10	Exhaust PM10	PM10 Total	Fugitive PM2.5	Exhaust PM2.5	PM2.5 Total	Bio- CO2	NBio- CO2	Total CO2	CH4	N2O	CO2e
Category	tons/yr										MT/yr					
Electricity Mitigated						0.0000	0.0000		0.0000	0.0000	0.0000	5,779.8403	5,779.8403	0.2839	0.0588	5,804.4456
Electricity Unmitigated						0.0000	0.0000		0.0000	0.0000	0.0000	5,779.8403	5,779.8403	0.2839	0.0588	5,804.4456
NaturalGas Mitigated	0.0000	0.0000	0.0000	0.0000		0.0000	0.0000		0.0000	0.0000	0.0000	0.0000	0.0000	0.0000	0.0000	0.0000
NaturalGas Unmitigated	0.0000	0.0000	0.0000	0.0000		0.0000	0.0000		0.0000	0.0000	0.0000	0.0000	0.0000	0.0000	0.0000	0.0000

5.2 Energy by Land Use - NaturalGas

Unmitigated

	NaturalGas Use	ROG	NOx	CO	SO2	Fugitive PM10	Exhaust PM10	PM10 Total	Fugitive PM2.5	Exhaust PM2.5	PM2.5 Total	Bio- CO2	NBio- CO2	Total CO2	CH4	N2O	CO2e
Land Use	kBTU/yr	tons/yr										MT/yr					
Apartments Mid Rise	0	0.0000	0.0000	0.0000	0.0000		0.0000	0.0000		0.0000	0.0000	0.0000	0.0000	0.0000	0.0000	0.0000	0.0000
Enclosed Parking with Elevator	0	0.0000	0.0000	0.0000	0.0000		0.0000	0.0000		0.0000	0.0000	0.0000	0.0000	0.0000	0.0000	0.0000	0.0000
General Light Industry	0	0.0000	0.0000	0.0000	0.0000		0.0000	0.0000		0.0000	0.0000	0.0000	0.0000	0.0000	0.0000	0.0000	0.0000
General Office Building	0	0.0000	0.0000	0.0000	0.0000		0.0000	0.0000		0.0000	0.0000	0.0000	0.0000	0.0000	0.0000	0.0000	0.0000
Hospital	0	0.0000	0.0000	0.0000	0.0000		0.0000	0.0000		0.0000	0.0000	0.0000	0.0000	0.0000	0.0000	0.0000	0.0000
Medical Office Building	0	0.0000	0.0000	0.0000	0.0000		0.0000	0.0000		0.0000	0.0000	0.0000	0.0000	0.0000	0.0000	0.0000	0.0000
Parking Lot	0	0.0000	0.0000	0.0000	0.0000		0.0000	0.0000		0.0000	0.0000	0.0000	0.0000	0.0000	0.0000	0.0000	0.0000
Strip Mall	0	0.0000	0.0000	0.0000	0.0000		0.0000	0.0000		0.0000	0.0000	0.0000	0.0000	0.0000	0.0000	0.0000	0.0000
Unenclosed Parking with Elevator	0	0.0000	0.0000	0.0000	0.0000		0.0000	0.0000		0.0000	0.0000	0.0000	0.0000	0.0000	0.0000	0.0000	0.0000
Total		**0.0000**	**0.0000**	**0.0000**	**0.0000**		**0.0000**	**0.0000**		**0.0000**	**0.0000**	**0.0000**	**0.0000**	**0.0000**	**0.0000**	**0.0000**	**0.0000**

5.2 Energy by Land Use - NaturalGas

Mitigated

	NaturalGas Use	ROG	NOx	CO	SO2	Fugitive PM10	Exhaust PM10	PM10 Total	Fugitive PM2.5	Exhaust PM2.5	PM2.5 Total	Bio- CO2	NBio- CO2	Total CO2	CH4	N2O	CO2e
Land Use	kBTU/yr	tons/yr										MT/yr					
Apartments Mid Rise	0	0.0000	0.0000	0.0000	0.0000		0.0000	0.0000		0.0000	0.0000	0.0000	0.0000	0.0000	0.0000	0.0000	0.0000
Enclosed Parking with Elevator	0	0.0000	0.0000	0.0000	0.0000		0.0000	0.0000		0.0000	0.0000	0.0000	0.0000	0.0000	0.0000	0.0000	0.0000
General Light Industry	0	0.0000	0.0000	0.0000	0.0000		0.0000	0.0000		0.0000	0.0000	0.0000	0.0000	0.0000	0.0000	0.0000	0.0000
General Office Building	0	0.0000	0.0000	0.0000	0.0000		0.0000	0.0000		0.0000	0.0000	0.0000	0.0000	0.0000	0.0000	0.0000	0.0000
Hospital	0	0.0000	0.0000	0.0000	0.0000		0.0000	0.0000		0.0000	0.0000	0.0000	0.0000	0.0000	0.0000	0.0000	0.0000
Medical Office Building	0	0.0000	0.0000	0.0000	0.0000		0.0000	0.0000		0.0000	0.0000	0.0000	0.0000	0.0000	0.0000	0.0000	0.0000
Parking Lot	0	0.0000	0.0000	0.0000	0.0000		0.0000	0.0000		0.0000	0.0000	0.0000	0.0000	0.0000	0.0000	0.0000	0.0000
Strip Mall	0	0.0000	0.0000	0.0000	0.0000		0.0000	0.0000		0.0000	0.0000	0.0000	0.0000	0.0000	0.0000	0.0000	0.0000
Unenclosed Parking with Elevator	0	0.0000	0.0000	0.0000	0.0000		0.0000	0.0000		0.0000	0.0000	0.0000	0.0000	0.0000	0.0000	0.0000	0.0000
Total		**0.0000**	**0.0000**	**0.0000**	**0.0000**		**0.0000**	**0.0000**		**0.0000**	**0.0000**	**0.0000**	**0.0000**	**0.0000**	**0.0000**	**0.0000**	**0.0000**

5.3 Energy by Land Use - Electricity

Unmitigated

Unmitigated CNU Operation with CalEEMod Defaults - Sacramento County, Annual

	Electricity Use	Total CO2	CH4	N2O	CO2e
Land Use	kWh/yr	MT/yr			
Apartments Mid Rise	617727	165.4027	8.1300e-003	1.6800e-003	166.1068
Enclosed Parking with Elevator	149760	40.0998	1.9700e-003	4.1000e-004	40.2705
Enclosed Parking with Elevator	318240	85.2120	4.1900e-003	8.7000e-004	85.5747
Enclosed Parking with Elevator	374400	100.2494	4.9200e-003	1.0200e-003	100.6762
General Light Industry	323556	86.6354	4.2600e-003	8.8000e-004	87.0042
General Office Building	310800	83.2198	4.0900e-003	8.5000e-004	83.5741
Hospital	1.04916e+007	2,809.2235	0.1380	0.0286	2,821.1826
Hospital	1.81443e+006	485.8325	0.0239	4.9400e-003	487.9007
Hospital	2.96223e+006	793.1670	0.0390	8.0600e-003	796.5436
Medical Office Building	1.295e+006	346.7493	0.0170	3.5200e-003	348.2255
Parking Lot	5425	1.4526	7.0000e-005	1.0000e-005	1.4588
Strip Mall	438426	117.3930	5.7700e-003	1.1900e-003	117.8928
Strip Mall	544326	145.7488	7.1600e-003	1.4800e-003	146.3693
Unenclosed Parking with Elevator	1.164e+006	311.6728	0.0153	3.1700e-003	312.9996
Unenclosed Parking with Elevator	776000	207.7819	0.0102	2.1100e-003	208.6664
Total		**5,779.8403**	**0.2840**	**0.0587**	**5,804.4456**

5.3 Energy by Land Use - Electricity

Mitigated

	Electricity Use	Total CO2	CH4	N2O	CO2e
Land Use	kWh/yr	MT/yr			
Apartments Mid Rise	617727	165.4027	8.1300e-003	1.6800e-003	166.1068
Enclosed Parking with Elevator	149760	40.0998	1.9700e-003	4.1000e-004	40.2705
Enclosed Parking with Elevator	318240	85.2120	4.1900e-003	8.7000e-004	85.5747
Enclosed Parking with Elevator	374400	100.2494	4.9200e-003	1.0200e-003	100.6762
General Light Industry	323556	86.6354	4.2600e-003	8.8000e-004	87.0042
General Office Building	310800	83.2198	4.0900e-003	8.5000e-004	83.5741
Hospital	1.04916e+007	2,809.2235	0.1380	0.0286	2,821.1826
Hospital	1.81443e+006	485.8325	0.0239	4.9400e-003	487.9007
Hospital	2.96223e+006	793.1670	0.0390	8.0600e-003	796.5436
Medical Office Building	1.295e+006	346.7493	0.0170	3.5200e-003	348.2255
Parking Lot	5425	1.4526	7.0000e-005	1.0000e-005	1.4588
Strip Mall	438426	117.3930	5.7700e-003	1.1900e-003	117.8928
Strip Mall	544326	145.7488	7.1600e-003	1.4800e-003	146.3693
Unenclosed Parking with Elevator	1.164e+006	311.6728	0.0153	3.1700e-003	312.9996
Unenclosed Parking with Elevator	776000	207.7819	0.0102	2.1100e-003	208.6664
Total		**5,779.8403**	**0.2840**	**0.0587**	**5,804.4456**

6.0 Area Detail

6.1 Mitigation Measures Area

	ROG	NOx	CO	SO2	Fugitive PM10	Exhaust PM10	PM10 Total	Fugitive PM2.5	Exhaust PM2.5	PM2.5 Total	Bio- CO2	NBio- CO2	Total CO2	CH4	N2O	CO2e
Category	tons/yr										MT/yr					
Mitigated	5.6660	0.0183	1.5945	9.0000e-005		8.7600e-003	8.7600e-003		8.7600e-003	8.7600e-003	0.0000	2.6279	2.6279	2.6700e-003	0.0000	2.6946
Unmitigated	5.6660	0.0183	1.5945	9.0000e-005		8.7600e-003	8.7600e-003		8.7600e-003	8.7600e-003	0.0000	2.6279	2.6279	2.6700e-003	0.0000	2.6946

6.2 Area by SubCategory

Unmitigated

	ROG	NOx	CO	SO2	Fugitive PM10	Exhaust PM10	PM10 Total	Fugitive PM2.5	Exhaust PM2.5	PM2.5 Total	Bio- CO2	NBio- CO2	Total CO2	CH4	N2O	CO2e
SubCategory	tons/yr										MT/yr					
Architectural Coating	0.6241					0.0000	0.0000		0.0000	0.0000	0.0000	0.0000	0.0000	0.0000	0.0000	0.0000
Consumer Products	4.9910					0.0000	0.0000		0.0000	0.0000	0.0000	0.0000	0.0000	0.0000	0.0000	0.0000
Hearth	0.0000	0.0000	0.0000	0.0000		0.0000	0.0000		0.0000	0.0000	0.0000	0.0000	0.0000	0.0000	0.0000	0.0000
Landscaping	0.0509	0.0183	1.5945	9.0000e-005		8.7600e-003	8.7600e-003		8.7600e-003	8.7600e-003	0.0000	2.6279	2.6279	2.6700e-003	0.0000	2.6946
Total	**5.6660**	**0.0183**	**1.5945**	**9.0000e-005**		**8.7600e-003**	**8.7600e-003**		**8.7600e-003**	**8.7600e-003**	**0.0000**	**2.6279**	**2.6279**	**2.6700e-003**	**0.0000**	**2.6946**

6.2 Area by SubCategory

Mitigated

	ROG	NOx	CO	SO2	Fugitive PM10	Exhaust PM10	PM10 Total	Fugitive PM2.5	Exhaust PM2.5	PM2.5 Total	Bio- CO2	NBio- CO2	Total CO2	CH4	N2O	CO2e
SubCategory	tons/yr										MT/yr					
Architectural Coating	0.6241					0.0000	0.0000		0.0000	0.0000	0.0000	0.0000	0.0000	0.0000	0.0000	0.0000
Consumer Products	4.9910					0.0000	0.0000		0.0000	0.0000	0.0000	0.0000	0.0000	0.0000	0.0000	0.0000
Hearth	0.0000	0.0000	0.0000	0.0000		0.0000	0.0000		0.0000	0.0000	0.0000	0.0000	0.0000	0.0000	0.0000	0.0000
Landscaping	0.0509	0.0183	1.5945	9.0000e-005		8.7600e-003	8.7600e-003		8.7600e-003	8.7600e-003	0.0000	2.6279	2.6279	2.6700e-003	0.0000	2.6946
Total	**5.6660**	**0.0183**	**1.5945**	**9.0000e-005**		**8.7600e-003**	**8.7600e-003**		**8.7600e-003**	**8.7600e-003**	**0.0000**	**2.6279**	**2.6279**	**2.6700e-003**	**0.0000**	**2.6946**

7.0 Water Detail

7.1 Mitigation Measures Water

Unmitigated CNU Operation with CalEEMod Defaults - Sacramento County, Annual

	Total CO2	CH4	N2O	CO2e
Category	MT/yr			
Mitigated	283.2168	0.1912	0.1160	322.5679
Unmitigated	283.2168	0.1912	0.1160	322.5679

7.2 Water by Land Use

Unmitigated

	Indoor/Outdoor Use	Total CO2	CH4	N2O	CO2e
Land Use	Mgal	MT/yr			
Apartments Mid Rise	9.7731 / 6.1613	22.2706	0.0128	7.7100e-003	24.8890
Enclosed Parking with Elevator	0 / 0	0.0000	0.0000	0.0000	0.0000
General Light Industry	5.28406 / 0	8.9192	6.7800e-003	4.1400e-003	10.3216
General Office Building	4.26561 / 2.61441	9.6502	5.5900e-003	3.3600e-003	10.7928
Hospital	108.98 / 20.7581	203.4054	0.1408	0.0855	232.4121
Medical Office Building	12.5481 / 2.39011	23.4203	0.0162	9.8500e-003	26.7602
Parking Lot	0 / 0	0.0000	0.0000	0.0000	0.0000
Strip Mall	6.87393 / 4.21305	15.5511	9.0200e-003	5.4200e-003	17.3923
Unenclosed Parking with Elevator	0 / 0	0.0000	0.0000	0.0000	0.0000
Total		**283.2168**	**0.1912**	**0.1160**	**322.5679**

7.2 Water by Land Use

Mitigated

	Indoor/Outdoor Use	Total CO2	CH4	N2O	CO2e
Land Use	Mgal	MT/yr			
Apartments Mid Rise	9.7731 / 6.1613	22.2706	0.0128	7.7100e-003	24.8890
Enclosed Parking with Elevator	0 / 0	0.0000	0.0000	0.0000	0.0000
General Light Industry	5.28406 / 0	8.9192	6.7800e-003	4.1400e-003	10.3216
General Office Building	4.26561 / 2.61441	9.6502	5.5900e-003	3.3600e-003	10.7928
Hospital	108.98 / 20.7581	203.4054	0.1408	0.0855	232.4121
Medical Office Building	12.5481 / 2.39011	23.4203	0.0162	9.8500e-003	26.7602
Parking Lot	0 / 0	0.0000	0.0000	0.0000	0.0000
Strip Mall	6.87393 / 4.21305	15.5511	9.0200e-003	5.4200e-003	17.3923
Unenclosed Parking with Elevator	0 / 0	0.0000	0.0000	0.0000	0.0000
Total		**283.2168**	**0.1912**	**0.1160**	**322.5679**

8.0 Waste Detail

8.1 Mitigation Measures Waste

Category/Year

	Total CO2	CH4	N2O	CO2e
	MT/yr			
Mitigated	2,167.3122	128.0845	0.0000	5,369.4242
Unmitigated	2,167.3122	128.0845	0.0000	5,369.4242

8.2 Waste by Land Use

Unmitigated

	Waste Disposed	Total CO2	CH4	N2O	CO2e
Land Use	tons	MT/yr			
Apartments Mid Rise	69	14.0064	0.8278	0.0000	34.7002
Enclosed Parking with Elevator	0	0.0000	0.0000	0.0000	0.0000
General Light Industry	28.33	5.7507	0.3399	0.0000	14.2472
General Office Building	22.32	4.5308	0.2678	0.0000	11.2248
Hospital	9379.8	1,904.0146	112.5240	0.0000	4,717.1157
Medical Office Building	1080	219.2302	12.9561	0.0000	543.1336
Parking Lot	0	0.0000	0.0000	0.0000	0.0000
Strip Mall	97.44	19.7794	1.1689	0.0000	49.0027
Unenclosed Parking with Elevator	0	0.0000	0.0000	0.0000	0.0000
Total		**2,167.3122**	**128.0845**	**0.0000**	**5,369.4242**

8.2 Waste by Land Use

Mitigated

	Waste Disposed	Total CO2	CH4	N2O	CO2e
Land Use	tons	MT/yr			
Apartments Mid Rise	69	14.0064	0.8278	0.0000	34.7002
Enclosed Parking with Elevator	0	0.0000	0.0000	0.0000	0.0000
General Light Industry	28.33	5.7507	0.3399	0.0000	14.2472
General Office Building	22.32	4.5308	0.2678	0.0000	11.2248
Hospital	9379.8	1,904.0146	112.5240	0.0000	4,717.1157
Medical Office Building	1080	219.2302	12.9561	0.0000	543.1336
Parking Lot	0	0.0000	0.0000	0.0000	0.0000
Strip Mall	97.44	19.7794	1.1689	0.0000	49.0027
Unenclosed Parking with Elevator	0	0.0000	0.0000	0.0000	0.0000
Total		**2,167.3122**	**128.0845**	**0.0000**	**5,369.4242**

9.0 Operational Offroad

Equipment Type	Number	Hours/Day	Days/Year	Horse Power	Load Factor	Fuel Type

10.0 Stationary Equipment

Fire Pumps and Emergency Generators

Equipment Type	Number	Hours/Day	Hours/Year	Horse Power	Load Factor	Fuel Type
Emergency Generator	4	1	96	536	0.73	Diesel

Boilers

Equipment Type	Number	Heat Input/Day	Heat Input/Year	Boiler Rating	Fuel Type
Boiler	1	325.82	118924	13.58	CNG

User Defined Equipment

Equipment Type	Number

10.1 Stationary Sources

Unmitigated/Mitigated

	ROG	NOx	CO	SO2	Fugitive PM10	Exhaust PM10	PM10 Total	Fugitive PM2.5	Exhaust PM2.5	PM2.5 Total	Bio- CO2	NBio- CO2	Total CO2	CH4	N2O	CO2e
Equipment Type	tons/yr										MT/yr					
Boiler - CNG (5 - 75 MMBTU)	0.3206	0.6541	5.7131	0.0350		0.4431	0.4431		0.4431	0.4431	0.0000	6,346.3443	6,346.3443	0.1216	0.0000	6,349.3852
Emergency Generator - Diesel (300 - 600 HP)	0.1689	0.4720	0.4306	8.1000e-004		0.0248	0.0248		0.0248	0.0248	0.0000	78.3772	78.3772	0.0110	0.0000	78.6519
Total	**0.4895**	**1.1261**	**6.1437**	**0.0358**		**0.4679**	**0.4679**		**0.4679**	**0.4679**	**0.0000**	**6,424.7215**	**6,424.7215**	**0.1326**	**0.0000**	**6,428.0372**

11.0 Vegetation

CNU Mobile without TDM with EMFAC Adjustment

Sacramento County, Summer

1.0 Project Characteristics

1.1 Land Usage

Land Uses	Size	Metric	Lot Acreage	Floor Surface Area	Population
Hospital	1.00	1000sqft	0.02	1,000.00	0

1.2 Other Project Characteristics

Urbanization	Urban	**Wind Speed (m/s)**	3.5	**Precipitation Freq (Days)**	58
Climate Zone	6			**Operational Year**	2030
Utility Company	Sacramento Municipal Utility District				
CO2 Intensity (lb/MWhr)	590.31	**CH4 Intensity (lb/MWhr)**	0.029	**N2O Intensity (lb/MWhr)**	0.006

1.3 User Entered Comments & Non-Default Data

CNU Mobile without TDM with EMFAC Adjustment - Sacramento County, Summer

Project Characteristics -

Land Use -

Construction Phase - Mobile sector only

Off-road Equipment - Mobile sector only

Off-road Equipment - Mobile sector only

Off-road Equipment - Mobile sector only

Off-road Equipment - Mobile sector only

Off-road Equipment - Mobile sector only

Off-road Equipment - Mobile sector only

Grading -

Architectural Coating - Mobile sector only

Vehicle Trips - Trip rates and lengths adjusted to match traffic study VMT and trip generation estimates

Consumer Products - Mobile sector only

Area Coating - Mobile sector only

Landscape Equipment - Mobile sector only

Energy Use - Mobile sector only

Water And Wastewater - Mobile sector only

Solid Waste - Mobile sector only

Table Name	Column Name	Default Value	New Value
tblArchitecturalCoating	ConstArea_Nonresidential_Exterior	500.00	0.00
tblArchitecturalCoating	ConstArea_Nonresidential_Interior	1,500.00	0.00
tblAreaCoating	Area_Nonresidential_Exterior	500	0
tblAreaCoating	Area_Nonresidential_Interior	1500	0
tblConstructionPhase	NumDays	5.00	0.00
tblConstructionPhase	NumDays	100.00	0.00
tblConstructionPhase	NumDays	10.00	0.00

tblConstructionPhase	NumDays	2.00	0.00
tblConstructionPhase	NumDays	5.00	0.00
tblConstructionPhase	NumDays	1.00	0.00
tblEnergyUse	LightingElect	4.98	0.00
tblEnergyUse	NT24E	6.17	0.00
tblEnergyUse	NT24NG	9.61	0.00
tblEnergyUse	T24E	9.18	0.00
tblEnergyUse	T24NG	57.91	0.00
tblOffRoadEquipment	OffRoadEquipmentUnitAmount	1.00	0.00
tblOffRoadEquipment	OffRoadEquipmentUnitAmount	4.00	0.00
tblOffRoadEquipment	OffRoadEquipmentUnitAmount	1.00	0.00
tblOffRoadEquipment	OffRoadEquipmentUnitAmount	1.00	0.00
tblOffRoadEquipment	OffRoadEquipmentUnitAmount	1.00	0.00
tblOffRoadEquipment	OffRoadEquipmentUnitAmount	2.00	0.00
tblOffRoadEquipment	OffRoadEquipmentUnitAmount	1.00	0.00
tblOffRoadEquipment	OffRoadEquipmentUnitAmount	1.00	0.00
tblOffRoadEquipment	OffRoadEquipmentUnitAmount	1.00	0.00
tblOffRoadEquipment	OffRoadEquipmentUnitAmount	1.00	0.00
tblOffRoadEquipment	OffRoadEquipmentUnitAmount	1.00	0.00
tblOffRoadEquipment	OffRoadEquipmentUnitAmount	2.00	0.00
tblOffRoadEquipment	OffRoadEquipmentUnitAmount	2.00	0.00
tblOffRoadEquipment	OffRoadEquipmentUnitAmount	2.00	0.00
tblOffRoadEquipment	OffRoadEquipmentUnitAmount	1.00	0.00
tblOffRoadEquipment	OffRoadEquipmentUnitAmount	1.00	0.00
tblSolidWaste	SolidWasteGenerationRate	10.80	0.00
tblVehicleEF	LDA	0.38	0.39
tblVehicleEF	LDA	0.66	0.67

tblVehicleEF	LDA	0.03	0.03
tblVehicleEF	LDA	0.03	0.03
tblVehicleEF	LDA	1.2310e-003	1.2630e-003
tblVehicleEF	LDA	1.8680e-003	1.9166e-003
tblVehicleEF	LDA	1.1330e-003	1.1625e-003
tblVehicleEF	LDA	1.7180e-003	1.7627e-003
tblVehicleEF	LDA	5.3790e-003	5.3951e-003
tblVehicleEF	LDA	0.03	0.03
tblVehicleEF	LDA	0.03	0.03
tblVehicleEF	LDA	7.8250e-003	7.8485e-003
tblVehicleEF	LDA	0.03	0.03
tblVehicleEF	LDA	0.03	0.03
tblVehicleEF	LDA	0.49	0.49
tblVehicleEF	LDA	0.54	0.55
tblVehicleEF	LDA	0.02	0.02
tblVehicleEF	LDA	0.03	0.03
tblVehicleEF	LDA	1.2310e-003	1.2630e-003
tblVehicleEF	LDA	1.8680e-003	1.9166e-003
tblVehicleEF	LDA	1.1330e-003	1.1625e-003
tblVehicleEF	LDA	1.7180e-003	1.7627e-003
tblVehicleEF	LDA	6.2730e-003	6.2918e-003
tblVehicleEF	LDA	0.03	0.03
tblVehicleEF	LDA	0.03	0.03
tblVehicleEF	LDA	9.1290e-003	9.1564e-003
tblVehicleEF	LDA	0.03	0.03
tblVehicleEF	LDA	0.03	0.03
tblVehicleEF	LDA	0.36	0.36

tblVehicleEF	LDA	0.82	0.83
tblVehicleEF	LDA	0.03	0.03
tblVehicleEF	LDA	0.03	0.04
tblVehicleEF	LDA	1.2310e-003	1.2630e-003
tblVehicleEF	LDA	1.8680e-003	1.9166e-003
tblVehicleEF	LDA	1.1330e-003	1.1625e-003
tblVehicleEF	LDA	1.7180e-003	1.7627e-003
tblVehicleEF	LDA	5.0820e-003	5.0972e-003
tblVehicleEF	LDA	0.04	0.04
tblVehicleEF	LDA	0.04	0.04
tblVehicleEF	LDA	7.3920e-003	7.4142e-003
tblVehicleEF	LDA	0.04	0.04
tblVehicleEF	LDA	0.04	0.04
tblVehicleEF	LDT1	0.65	0.66
tblVehicleEF	LDT1	1.46	1.49
tblVehicleEF	LDT1	0.06	0.06
tblVehicleEF	LDT1	0.08	0.08
tblVehicleEF	LDT1	1.6240e-003	1.6662e-003
tblVehicleEF	LDT1	2.3930e-003	2.4552e-003
tblVehicleEF	LDT1	1.4950e-003	1.5339e-003
tblVehicleEF	LDT1	2.2000e-003	2.2572e-003
tblVehicleEF	LDT1	0.01	0.01
tblVehicleEF	LDT1	0.11	0.11
tblVehicleEF	LDT1	0.09	0.09
tblVehicleEF	LDT1	0.02	0.02
tblVehicleEF	LDT1	0.11	0.11
tblVehicleEF	LDT1	0.10	0.10

tblVehicleEF	LDT1	0.82	0.84
tblVehicleEF	LDT1	1.20	1.22
tblVehicleEF	LDT1	0.05	0.05
tblVehicleEF	LDT1	0.07	0.07
tblVehicleEF	LDT1	1.6240e-003	1.6662e-003
tblVehicleEF	LDT1	2.3930e-003	2.4552e-003
tblVehicleEF	LDT1	1.4950e-003	1.5339e-003
tblVehicleEF	LDT1	2.2000e-003	2.2572e-003
tblVehicleEF	LDT1	0.01	0.01
tblVehicleEF	LDT1	0.11	0.11
tblVehicleEF	LDT1	0.07	0.07
tblVehicleEF	LDT1	0.02	0.02
tblVehicleEF	LDT1	0.11	0.11
tblVehicleEF	LDT1	0.08	0.08
tblVehicleEF	LDT1	0.62	0.63
tblVehicleEF	LDT1	1.83	1.86
tblVehicleEF	LDT1	0.06	0.06
tblVehicleEF	LDT1	0.09	0.09
tblVehicleEF	LDT1	1.6240e-003	1.6662e-003
tblVehicleEF	LDT1	2.3930e-003	2.4552e-003
tblVehicleEF	LDT1	1.4950e-003	1.5339e-003
tblVehicleEF	LDT1	2.2000e-003	2.2572e-003
tblVehicleEF	LDT1	0.01	0.01
tblVehicleEF	LDT1	0.14	0.14
tblVehicleEF	LDT1	0.11	0.11
tblVehicleEF	LDT1	0.02	0.02
tblVehicleEF	LDT1	0.14	0.14

tblVehicleEF	LDT1	0.12	0.12
tblVehicleEF	LDT2	0.56	0.57
tblVehicleEF	LDT2	1.00	1.01
tblVehicleEF	LDT2	0.04	0.04
tblVehicleEF	LDT2	0.06	0.06
tblVehicleEF	LDT2	1.3880e-003	1.4241e-003
tblVehicleEF	LDT2	2.0850e-003	2.1392e-003
tblVehicleEF	LDT2	1.2770e-003	1.3102e-003
tblVehicleEF	LDT2	1.9170e-003	1.9668e-003
tblVehicleEF	LDT2	8.3500e-003	8.3751e-003
tblVehicleEF	LDT2	0.06	0.06
tblVehicleEF	LDT2	0.05	0.05
tblVehicleEF	LDT2	0.01	0.01
tblVehicleEF	LDT2	0.06	0.06
tblVehicleEF	LDT2	0.06	0.06
tblVehicleEF	LDT2	0.71	0.73
tblVehicleEF	LDT2	0.83	0.84
tblVehicleEF	LDT2	0.04	0.04
tblVehicleEF	LDT2	0.06	0.06
tblVehicleEF	LDT2	1.3880e-003	1.4241e-003
tblVehicleEF	LDT2	2.0850e-003	2.1392e-003
tblVehicleEF	LDT2	1.2770e-003	1.3102e-003
tblVehicleEF	LDT2	1.9170e-003	1.9668e-003
tblVehicleEF	LDT2	9.7260e-003	9.7552e-003
tblVehicleEF	LDT2	0.06	0.06
tblVehicleEF	LDT2	0.04	0.04
tblVehicleEF	LDT2	0.01	0.01

tblVehicleEF	LDT2	0.06	0.06
tblVehicleEF	LDT2	0.05	0.05
tblVehicleEF	LDT2	0.53	0.54
tblVehicleEF	LDT2	1.23	1.24
tblVehicleEF	LDT2	0.05	0.05
tblVehicleEF	LDT2	0.07	0.07
tblVehicleEF	LDT2	1.3880e-003	1.4241e-003
tblVehicleEF	LDT2	2.0850e-003	2.1392e-003
tblVehicleEF	LDT2	1.2770e-003	1.3102e-003
tblVehicleEF	LDT2	1.9170e-003	1.9668e-003
tblVehicleEF	LDT2	7.8910e-003	7.9147e-003
tblVehicleEF	LDT2	0.07	0.07
tblVehicleEF	LDT2	0.06	0.06
tblVehicleEF	LDT2	0.01	0.01
tblVehicleEF	LDT2	0.07	0.07
tblVehicleEF	LDT2	0.07	0.07
tblVehicleEF	MDV	0.75	0.76
tblVehicleEF	MDV	1.73	1.76
tblVehicleEF	MDV	0.07	0.07
tblVehicleEF	MDV	0.13	0.13
tblVehicleEF	MDV	1.4450e-003	1.4826e-003
tblVehicleEF	MDV	2.1530e-003	2.2090e-003
tblVehicleEF	MDV	1.3310e-003	1.3656e-003
tblVehicleEF	MDV	1.9800e-003	2.0315e-003
tblVehicleEF	MDV	0.01	0.01
tblVehicleEF	MDV	0.10	0.10
tblVehicleEF	MDV	0.12	0.12

tblVehicleEF	MDV	0.02	0.02
tblVehicleEF	MDV	0.10	0.10
tblVehicleEF	MDV	0.13	0.13
tblVehicleEF	MDV	0.95	0.97
tblVehicleEF	MDV	1.43	1.45
tblVehicleEF	MDV	0.07	0.07
tblVehicleEF	MDV	0.12	0.12
tblVehicleEF	MDV	1.4450e-003	1.4826e-003
tblVehicleEF	MDV	2.1530e-003	2.2090e-003
tblVehicleEF	MDV	1.3310e-003	1.3656e-003
tblVehicleEF	MDV	1.9800e-003	2.0315e-003
tblVehicleEF	MDV	0.02	0.02
tblVehicleEF	MDV	0.10	0.10
tblVehicleEF	MDV	0.10	0.10
tblVehicleEF	MDV	0.02	0.02
tblVehicleEF	MDV	0.10	0.10
tblVehicleEF	MDV	0.10	0.11
tblVehicleEF	MDV	0.71	0.72
tblVehicleEF	MDV	2.15	2.18
tblVehicleEF	MDV	0.08	0.08
tblVehicleEF	MDV	0.15	0.15
tblVehicleEF	MDV	1.4450e-003	1.4826e-003
tblVehicleEF	MDV	2.1530e-003	2.2090e-003
tblVehicleEF	MDV	1.3310e-003	1.3656e-003
tblVehicleEF	MDV	1.9800e-003	2.0315e-003
tblVehicleEF	MDV	0.01	0.01
tblVehicleEF	MDV	0.12	0.12

tblVehicleEF	MDV	0.14	0.14
tblVehicleEF	MDV	0.02	0.02
tblVehicleEF	MDV	0.12	0.12
tblVehicleEF	MDV	0.15	0.15
tblVehicleTrips	CC_TL	5.00	40.46
tblVehicleTrips	CNW_TL	6.50	46.99
tblVehicleTrips	CW_TL	10.00	100.00
tblVehicleTrips	ST_TR	10.18	0.00
tblVehicleTrips	SU_TR	8.91	0.00
tblVehicleTrips	WD_TR	13.22	4,221.20
tblWater	IndoorWaterUseRate	125,480.54	0.00
tblWater	OutdoorWaterUseRate	23,901.05	0.00

2.0 Emissions Summary

2.1 Overall Construction (Maximum Daily Emission)

Unmitigated Construction

	ROG	NOx	CO	SO2	Fugitive PM10	Exhaust PM10	PM10 Total	Fugitive PM2.5	Exhaust PM2.5	PM2.5 Total	Bio- CO2	NBio- CO2	Total CO2	CH4	N2O	CO2e
Year	lb/day										lb/day					
2020	0.0000	0.0000	0.0000	0.0000	0.0000	0.0000	0.0000	0.0000	0.0000	0.0000	0.0000	0.0000	0.0000	0.0000	0.0000	0.0000
Maximum	**0.0000**	**0.0000**	**0.0000**	**0.0000**	**0.0000**	**0.0000**	**0.0000**	**0.0000**	**0.0000**	**0.0000**	**0.0000**	**0.0000**	**0.0000**	**0.0000**	**0.0000**	**0.0000**

Mitigated Construction

	ROG	NOx	CO	SO2	Fugitive PM10	Exhaust PM10	PM10 Total	Fugitive PM2.5	Exhaust PM2.5	PM2.5 Total	Bio- CO2	NBio- CO2	Total CO2	CH4	N2O	CO2e
Year	lb/day										lb/day					
2020	0.0000	0.0000	0.0000	0.0000	0.0000	0.0000	0.0000	0.0000	0.0000	0.0000	0.0000	0.0000	0.0000	0.0000	0.0000	0.0000
Maximum	**0.0000**	**0.0000**	**0.0000**	**0.0000**	**0.0000**	**0.0000**	**0.0000**	**0.0000**	**0.0000**	**0.0000**	**0.0000**	**0.0000**	**0.0000**	**0.0000**	**0.0000**	**0.0000**

	ROG	**NOx**	**CO**	**SO2**	**Fugitive PM10**	**Exhaust PM10**	**PM10 Total**	**Fugitive PM2.5**	**Exhaust PM2.5**	**PM2.5 Total**	**Bio- CO2**	**NBio-CO2**	**Total CO2**	**CH4**	**N20**	**CO2e**
Percent Reduction	**0.00**	**0.00**	**0.00**	**0.00**	**0.00**	**0.00**	**0.00**	**0.00**	**0.00**	**0.00**	**0.00**	**0.00**	**0.00**	**0.00**	**0.00**	**0.00**

2.2 Overall Operational

Unmitigated Operational

	ROG	NOx	CO	SO2	Fugitive PM10	Exhaust PM10	PM10 Total	Fugitive PM2.5	Exhaust PM2.5	PM2.5 Total	Bio- CO2	NBio- CO2	Total CO2	CH4	N2O	CO2e
Category	lb/day										lb/day					
Area	0.0214	0.0000	1.0000e-004	0.0000		0.0000	0.0000		0.0000	0.0000		2.2000e-004	2.2000e-004	0.0000		2.3000e-004
Energy	0.0000	0.0000	0.0000	0.0000		0.0000	0.0000		0.0000	0.0000		0.0000	0.0000	0.0000	0.0000	0.0000
Mobile	18.6419	81.9617	436.0439	1.8581	207.1756	1.0697	208.2452	55.3246	0.9953	56.3199		188,794.9809	188,794.9809	5.9756		188,944.3696
Total	**18.6633**	**81.9617**	**436.0440**	**1.8581**	**207.1756**	**1.0697**	**208.2452**	**55.3246**	**0.9953**	**56.3199**		**188,794.9811**	**188,794.9811**	**5.9756**	**0.0000**	**188,944.3698**

Mitigated Operational

	ROG	NOx	CO	SO2	Fugitive PM10	Exhaust PM10	PM10 Total	Fugitive PM2.5	Exhaust PM2.5	PM2.5 Total	Bio- CO2	NBio- CO2	Total CO2	CH4	N2O	CO2e
Category	lb/day										lb/day					
Area	0.0214	0.0000	1.0000e-004	0.0000		0.0000	0.0000		0.0000	0.0000		2.2000e-004	2.2000e-004	0.0000		2.3000e-004
Energy	0.0000	0.0000	0.0000	0.0000		0.0000	0.0000		0.0000	0.0000		0.0000	0.0000	0.0000	0.0000	0.0000
Mobile	18.6419	81.9617	436.0439	1.8581	207.1756	1.0697	208.2452	55.3246	0.9953	56.3199		188,794.9809	188,794.9809	5.9756		188,944.3696
Total	**18.6633**	**81.9617**	**436.0440**	**1.8581**	**207.1756**	**1.0697**	**208.2452**	**55.3246**	**0.9953**	**56.3199**		**188,794.9811**	**188,794.9811**	**5.9756**	**0.0000**	**188,944.3698**

	ROG	NOx	CO	SO2	Fugitive PM10	Exhaust PM10	PM10 Total	Fugitive PM2.5	Exhaust PM2.5	PM2.5 Total	Bio- CO2	NBio-CO2	Total CO2	CH4	N20	CO2e
Percent Reduction	**0.00**	**0.00**	**0.00**	**0.00**	**0.00**	**0.00**	**0.00**	**0.00**	**0.00**	**0.00**	**0.00**	**0.00**	**0.00**	**0.00**	**0.00**	**0.00**

3.0 Construction Detail

Construction Phase

Phase Number	Phase Name	Phase Type	Start Date	End Date	Num Days Week	Num Days	Phase Description
1	Demolition	Demolition	4/6/2020	4/5/2020	5	0	
2	Site Preparation	Site Preparation	4/18/2020	4/17/2020	5	0	
3	Grading	Grading	4/21/2020	4/20/2020	5	0	
4	Building Construction	Building Construction	4/23/2020	4/22/2020	5	0	
5	Paving	Paving	9/10/2020	9/9/2020	5	0	
6	Architectural Coating	Architectural Coating	9/17/2020	9/16/2020	5	0	

Acres of Grading (Site Preparation Phase): 0

Acres of Grading (Grading Phase): 0

Acres of Paving: 0

Residential Indoor: 0; Residential Outdoor: 0; Non-Residential Indoor: 0; Non-Residential Outdoor: 0; Striped Parking Area: 0 (Architectural Coating – sqft)

OffRoad Equipment

CNU Mobile without TDM with EMFAC Adjustment - Sacramento County, Summer

Phase Name	Offroad Equipment Type	Amount	Usage Hours	Horse Power	Load Factor
Demolition	Concrete/Industrial Saws	0	8.00	81	0.73
Demolition	Rubber Tired Dozers	0	1.00	247	0.40
Demolition	Tractors/Loaders/Backhoes	0	6.00	97	0.37
Site Preparation	Graders	0	8.00	187	0.41
Site Preparation	Tractors/Loaders/Backhoes	0	8.00	97	0.37
Grading	Concrete/Industrial Saws	0	8.00	81	0.73
Grading	Rubber Tired Dozers	0	1.00	247	0.40
Grading	Tractors/Loaders/Backhoes	0	6.00	97	0.37
Building Construction	Cranes	0	4.00	231	0.29
Building Construction	Forklifts	0	6.00	89	0.20
Building Construction	Tractors/Loaders/Backhoes	0	8.00	97	0.37
Paving	Cement and Mortar Mixers	0	6.00	9	0.56
Paving	Pavers	0	7.00	130	0.42
Paving	Rollers	0	7.00	80	0.38
Paving	Tractors/Loaders/Backhoes	0	7.00	97	0.37
Architectural Coating	Air Compressors	0	6.00	78	0.48

Trips and VMT

Phase Name	Offroad Equipment Count	Worker Trip Number	Vendor Trip Number	Hauling Trip Number	Worker Trip Length	Vendor Trip Length	Hauling Trip Length	Worker Vehicle Class	Vendor Vehicle Class	Hauling Vehicle Class
Demolition	0	0.00	0.00	0.00	10.00	6.50	20.00	LD_Mix	HDT_Mix	HHDT
Site Preparation	0	0.00	0.00	0.00	10.00	6.50	20.00	LD_Mix	HDT_Mix	HHDT
Grading	0	0.00	0.00	0.00	10.00	6.50	20.00	LD_Mix	HDT_Mix	HHDT
Building Construction	0	0.00	0.00	0.00	10.00	6.50	20.00	LD_Mix	HDT_Mix	HHDT
Paving	0	0.00	0.00	0.00	10.00	6.50	20.00	LD_Mix	HDT_Mix	HHDT
Architectural Coating	0	0.00	0.00	0.00	10.00	6.50	20.00	LD_Mix	HDT_Mix	HHDT

3.1 Mitigation Measures Construction

3.2 Demolition - 2020

Unmitigated Construction On-Site

	ROG	NOx	CO	SO2	Fugitive PM10	Exhaust PM10	PM10 Total	Fugitive PM2.5	Exhaust PM2.5	PM2.5 Total	Bio- CO2	NBio- CO2	Total CO2	CH4	N2O	CO2e
Category	lb/day										lb/day					
Off-Road	0.0000	0.0000	0.0000	0.0000	0.0000	0.0000	0.0000	0.0000	0.0000	0.0000	0.0000	0.0000	0.0000	0.0000	0.0000	0.0000
Total	**0.0000**	**0.0000**	**0.0000**	**0.0000**	**0.0000**	**0.0000**	**0.0000**	**0.0000**	**0.0000**	**0.0000**	**0.0000**	**0.0000**	**0.0000**	**0.0000**	**0.0000**	**0.0000**

3.2 Demolition - 2020

Unmitigated Construction Off-Site

	ROG	NOx	CO	SO2	Fugitive PM10	Exhaust PM10	PM10 Total	Fugitive PM2.5	Exhaust PM2.5	PM2.5 Total	Bio- CO2	NBio- CO2	Total CO2	CH4	N2O	CO2e
Category	lb/day										lb/day					
Hauling	0.0000	0.0000	0.0000	0.0000	0.0000	0.0000	0.0000	0.0000	0.0000	0.0000	0.0000	0.0000	0.0000	0.0000	0.0000	0.0000
Vendor	0.0000	0.0000	0.0000	0.0000	0.0000	0.0000	0.0000	0.0000	0.0000	0.0000	0.0000	0.0000	0.0000	0.0000	0.0000	0.0000
Worker	0.0000	0.0000	0.0000	0.0000	0.0000	0.0000	0.0000	0.0000	0.0000	0.0000	0.0000	0.0000	0.0000	0.0000	0.0000	0.0000
Total	**0.0000**	**0.0000**	**0.0000**	**0.0000**	**0.0000**	**0.0000**	**0.0000**	**0.0000**	**0.0000**	**0.0000**	**0.0000**	**0.0000**	**0.0000**	**0.0000**	**0.0000**	**0.0000**

Mitigated Construction On-Site

	ROG	NOx	CO	SO2	Fugitive PM10	Exhaust PM10	PM10 Total	Fugitive PM2.5	Exhaust PM2.5	PM2.5 Total	Bio- CO2	NBio- CO2	Total CO2	CH4	N2O	CO2e
Category	lb/day										lb/day					
Off-Road	0.0000	0.0000	0.0000	0.0000	0.0000	0.0000	0.0000	0.0000	0.0000	0.0000	0.0000	0.0000	0.0000	0.0000	0.0000	0.0000
Total	**0.0000**	**0.0000**	**0.0000**	**0.0000**	**0.0000**	**0.0000**	**0.0000**	**0.0000**	**0.0000**	**0.0000**	**0.0000**	**0.0000**	**0.0000**	**0.0000**	**0.0000**	**0.0000**

3.2 Demolition - 2020

Mitigated Construction Off-Site

	ROG	NOx	CO	SO2	Fugitive PM10	Exhaust PM10	PM10 Total	Fugitive PM2.5	Exhaust PM2.5	PM2.5 Total	Bio- CO2	NBio- CO2	Total CO2	CH4	N2O	CO2e
Category	lb/day										lb/day					
Hauling	0.0000	0.0000	0.0000	0.0000	0.0000	0.0000	0.0000	0.0000	0.0000	0.0000	0.0000	0.0000	0.0000	0.0000	0.0000	0.0000
Vendor	0.0000	0.0000	0.0000	0.0000	0.0000	0.0000	0.0000	0.0000	0.0000	0.0000	0.0000	0.0000	0.0000	0.0000	0.0000	0.0000
Worker	0.0000	0.0000	0.0000	0.0000	0.0000	0.0000	0.0000	0.0000	0.0000	0.0000	0.0000	0.0000	0.0000	0.0000	0.0000	0.0000
Total	**0.0000**	**0.0000**	**0.0000**	**0.0000**	**0.0000**	**0.0000**	**0.0000**	**0.0000**	**0.0000**	**0.0000**	**0.0000**	**0.0000**	**0.0000**	**0.0000**	**0.0000**	**0.0000**

3.3 Site Preparation - 2020

Unmitigated Construction On-Site

	ROG	NOx	CO	SO2	Fugitive PM10	Exhaust PM10	PM10 Total	Fugitive PM2.5	Exhaust PM2.5	PM2.5 Total	Bio- CO2	NBio- CO2	Total CO2	CH4	N2O	CO2e
Category	lb/day										lb/day					
Fugitive Dust	0.0000	0.0000	0.0000	0.0000	0.0000	0.0000	0.0000	0.0000	0.0000	0.0000	0.0000	0.0000	0.0000	0.0000	0.0000	0.0000
Off-Road	0.0000	0.0000	0.0000	0.0000	0.0000	0.0000	0.0000	0.0000	0.0000	0.0000	0.0000	0.0000	0.0000	0.0000	0.0000	0.0000
Total	**0.0000**	**0.0000**	**0.0000**	**0.0000**	**0.0000**	**0.0000**	**0.0000**	**0.0000**	**0.0000**	**0.0000**	**0.0000**	**0.0000**	**0.0000**	**0.0000**	**0.0000**	**0.0000**

3.3 Site Preparation - 2020

Unmitigated Construction Off-Site

	ROG	NOx	CO	SO2	Fugitive PM10	Exhaust PM10	PM10 Total	Fugitive PM2.5	Exhaust PM2.5	PM2.5 Total	Bio- CO2	NBio- CO2	Total CO2	CH4	N2O	CO2e
Category	lb/day										lb/day					
Hauling	0.0000	0.0000	0.0000	0.0000	0.0000	0.0000	0.0000	0.0000	0.0000	0.0000	0.0000	0.0000	0.0000	0.0000	0.0000	0.0000
Vendor	0.0000	0.0000	0.0000	0.0000	0.0000	0.0000	0.0000	0.0000	0.0000	0.0000	0.0000	0.0000	0.0000	0.0000	0.0000	0.0000
Worker	0.0000	0.0000	0.0000	0.0000	0.0000	0.0000	0.0000	0.0000	0.0000	0.0000	0.0000	0.0000	0.0000	0.0000	0.0000	0.0000
Total	**0.0000**	**0.0000**	**0.0000**	**0.0000**	**0.0000**	**0.0000**	**0.0000**	**0.0000**	**0.0000**	**0.0000**	**0.0000**	**0.0000**	**0.0000**	**0.0000**	**0.0000**	**0.0000**

Mitigated Construction On-Site

	ROG	NOx	CO	SO2	Fugitive PM10	Exhaust PM10	PM10 Total	Fugitive PM2.5	Exhaust PM2.5	PM2.5 Total	Bio- CO2	NBio- CO2	Total CO2	CH4	N2O	CO2e
Category	lb/day										lb/day					
Fugitive Dust	0.0000	0.0000	0.0000	0.0000	0.0000	0.0000	0.0000	0.0000	0.0000	0.0000	0.0000	0.0000	0.0000	0.0000	0.0000	0.0000
Off-Road	0.0000	0.0000	0.0000	0.0000	0.0000	0.0000	0.0000	0.0000	0.0000	0.0000	0.0000	0.0000	0.0000	0.0000	0.0000	0.0000
Total	**0.0000**	**0.0000**	**0.0000**	**0.0000**	**0.0000**	**0.0000**	**0.0000**	**0.0000**	**0.0000**	**0.0000**	**0.0000**	**0.0000**	**0.0000**	**0.0000**	**0.0000**	**0.0000**

3.3 Site Preparation - 2020

Mitigated Construction Off-Site

	ROG	NOx	CO	SO2	Fugitive PM10	Exhaust PM10	PM10 Total	Fugitive PM2.5	Exhaust PM2.5	PM2.5 Total	Bio- CO2	NBio- CO2	Total CO2	CH4	N2O	CO2e
Category	lb/day										lb/day					
Hauling	0.0000	0.0000	0.0000	0.0000	0.0000	0.0000	0.0000	0.0000	0.0000	0.0000	0.0000	0.0000	0.0000	0.0000	0.0000	0.0000
Vendor	0.0000	0.0000	0.0000	0.0000	0.0000	0.0000	0.0000	0.0000	0.0000	0.0000	0.0000	0.0000	0.0000	0.0000	0.0000	0.0000
Worker	0.0000	0.0000	0.0000	0.0000	0.0000	0.0000	0.0000	0.0000	0.0000	0.0000	0.0000	0.0000	0.0000	0.0000	0.0000	0.0000
Total	**0.0000**	**0.0000**	**0.0000**	**0.0000**	**0.0000**	**0.0000**	**0.0000**	**0.0000**	**0.0000**	**0.0000**	**0.0000**	**0.0000**	**0.0000**	**0.0000**	**0.0000**	**0.0000**

3.4 Grading - 2020

Unmitigated Construction On-Site

	ROG	NOx	CO	SO2	Fugitive PM10	Exhaust PM10	PM10 Total	Fugitive PM2.5	Exhaust PM2.5	PM2.5 Total	Bio- CO2	NBio- CO2	Total CO2	CH4	N2O	CO2e
Category	lb/day										lb/day					
Fugitive Dust	0.0000	0.0000	0.0000	0.0000	0.0000	0.0000	0.0000	0.0000	0.0000	0.0000	0.0000	0.0000	0.0000	0.0000	0.0000	0.0000
Off-Road	0.0000	0.0000	0.0000	0.0000	0.0000	0.0000	0.0000	0.0000	0.0000	0.0000	0.0000	0.0000	0.0000	0.0000	0.0000	0.0000
Total	**0.0000**	**0.0000**	**0.0000**	**0.0000**	**0.0000**	**0.0000**	**0.0000**	**0.0000**	**0.0000**	**0.0000**	**0.0000**	**0.0000**	**0.0000**	**0.0000**	**0.0000**	**0.0000**

3.4 Grading - 2020

Unmitigated Construction Off-Site

	ROG	NOx	CO	SO2	Fugitive PM10	Exhaust PM10	PM10 Total	Fugitive PM2.5	Exhaust PM2.5	PM2.5 Total	Bio- CO2	NBio- CO2	Total CO2	CH4	N2O	CO2e
Category	lb/day										lb/day					
Hauling	0.0000	0.0000	0.0000	0.0000	0.0000	0.0000	0.0000	0.0000	0.0000	0.0000	0.0000	0.0000	0.0000	0.0000	0.0000	0.0000
Vendor	0.0000	0.0000	0.0000	0.0000	0.0000	0.0000	0.0000	0.0000	0.0000	0.0000	0.0000	0.0000	0.0000	0.0000	0.0000	0.0000
Worker	0.0000	0.0000	0.0000	0.0000	0.0000	0.0000	0.0000	0.0000	0.0000	0.0000	0.0000	0.0000	0.0000	0.0000	0.0000	0.0000
Total	**0.0000**	**0.0000**	**0.0000**	**0.0000**	**0.0000**	**0.0000**	**0.0000**	**0.0000**	**0.0000**	**0.0000**	**0.0000**	**0.0000**	**0.0000**	**0.0000**	**0.0000**	**0.0000**

Mitigated Construction On-Site

	ROG	NOx	CO	SO2	Fugitive PM10	Exhaust PM10	PM10 Total	Fugitive PM2.5	Exhaust PM2.5	PM2.5 Total	Bio- CO2	NBio- CO2	Total CO2	CH4	N2O	CO2e
Category	lb/day										lb/day					
Fugitive Dust	0.0000	0.0000	0.0000	0.0000	0.0000	0.0000	0.0000	0.0000	0.0000	0.0000	0.0000	0.0000	0.0000	0.0000	0.0000	0.0000
Off-Road	0.0000	0.0000	0.0000	0.0000	0.0000	0.0000	0.0000	0.0000	0.0000	0.0000	0.0000	0.0000	0.0000	0.0000	0.0000	0.0000
Total	**0.0000**	**0.0000**	**0.0000**	**0.0000**	**0.0000**	**0.0000**	**0.0000**	**0.0000**	**0.0000**	**0.0000**	**0.0000**	**0.0000**	**0.0000**	**0.0000**	**0.0000**	**0.0000**

3.4 Grading - 2020

Mitigated Construction Off-Site

	ROG	NOx	CO	SO2	Fugitive PM10	Exhaust PM10	PM10 Total	Fugitive PM2.5	Exhaust PM2.5	PM2.5 Total	Bio- CO2	NBio- CO2	Total CO2	CH4	N2O	CO2e
Category	lb/day										lb/day					
Hauling	0.0000	0.0000	0.0000	0.0000	0.0000	0.0000	0.0000	0.0000	0.0000	0.0000	0.0000	0.0000	0.0000	0.0000	0.0000	0.0000
Vendor	0.0000	0.0000	0.0000	0.0000	0.0000	0.0000	0.0000	0.0000	0.0000	0.0000	0.0000	0.0000	0.0000	0.0000	0.0000	0.0000
Worker	0.0000	0.0000	0.0000	0.0000	0.0000	0.0000	0.0000	0.0000	0.0000	0.0000	0.0000	0.0000	0.0000	0.0000	0.0000	0.0000
Total	**0.0000**	**0.0000**	**0.0000**	**0.0000**	**0.0000**	**0.0000**	**0.0000**	**0.0000**	**0.0000**	**0.0000**	**0.0000**	**0.0000**	**0.0000**	**0.0000**	**0.0000**	**0.0000**

3.5 Building Construction - 2020

Unmitigated Construction On-Site

	ROG	NOx	CO	SO2	Fugitive PM10	Exhaust PM10	PM10 Total	Fugitive PM2.5	Exhaust PM2.5	PM2.5 Total	Bio- CO2	NBio- CO2	Total CO2	CH4	N2O	CO2e
Category	lb/day										lb/day					
Off-Road	0.0000	0.0000	0.0000	0.0000	0.0000	0.0000	0.0000	0.0000	0.0000	0.0000	0.0000	0.0000	0.0000	0.0000	0.0000	0.0000
Total	**0.0000**	**0.0000**	**0.0000**	**0.0000**	**0.0000**	**0.0000**	**0.0000**	**0.0000**	**0.0000**	**0.0000**	**0.0000**	**0.0000**	**0.0000**	**0.0000**	**0.0000**	**0.0000**

3.5 Building Construction - 2020

Unmitigated Construction Off-Site

	ROG	NOx	CO	SO2	Fugitive PM10	Exhaust PM10	PM10 Total	Fugitive PM2.5	Exhaust PM2.5	PM2.5 Total	Bio- CO2	NBio- CO2	Total CO2	CH4	N2O	CO2e
Category	lb/day										lb/day					
Hauling	0.0000	0.0000	0.0000	0.0000	0.0000	0.0000	0.0000	0.0000	0.0000	0.0000	0.0000	0.0000	0.0000	0.0000	0.0000	0.0000
Vendor	0.0000	0.0000	0.0000	0.0000	0.0000	0.0000	0.0000	0.0000	0.0000	0.0000	0.0000	0.0000	0.0000	0.0000	0.0000	0.0000
Worker	0.0000	0.0000	0.0000	0.0000	0.0000	0.0000	0.0000	0.0000	0.0000	0.0000	0.0000	0.0000	0.0000	0.0000	0.0000	0.0000
Total	**0.0000**	**0.0000**	**0.0000**	**0.0000**	**0.0000**	**0.0000**	**0.0000**	**0.0000**	**0.0000**	**0.0000**	**0.0000**	**0.0000**	**0.0000**	**0.0000**	**0.0000**	**0.0000**

Mitigated Construction On-Site

	ROG	NOx	CO	SO2	Fugitive PM10	Exhaust PM10	PM10 Total	Fugitive PM2.5	Exhaust PM2.5	PM2.5 Total	Bio- CO2	NBio- CO2	Total CO2	CH4	N2O	CO2e
Category	lb/day										lb/day					
Off-Road	0.0000	0.0000	0.0000	0.0000	0.0000	0.0000	0.0000	0.0000	0.0000	0.0000	0.0000	0.0000	0.0000	0.0000	0.0000	0.0000
Total	**0.0000**	**0.0000**	**0.0000**	**0.0000**	**0.0000**	**0.0000**	**0.0000**	**0.0000**	**0.0000**	**0.0000**	**0.0000**	**0.0000**	**0.0000**	**0.0000**	**0.0000**	**0.0000**

3.5 Building Construction - 2020

Mitigated Construction Off-Site

	ROG	NOx	CO	SO2	Fugitive PM10	Exhaust PM10	PM10 Total	Fugitive PM2.5	Exhaust PM2.5	PM2.5 Total	Bio- CO2	NBio- CO2	Total CO2	CH4	N2O	CO2e
Category	lb/day										lb/day					
Hauling	0.0000	0.0000	0.0000	0.0000	0.0000	0.0000	0.0000	0.0000	0.0000	0.0000	0.0000	0.0000	0.0000	0.0000	0.0000	0.0000
Vendor	0.0000	0.0000	0.0000	0.0000	0.0000	0.0000	0.0000	0.0000	0.0000	0.0000	0.0000	0.0000	0.0000	0.0000	0.0000	0.0000
Worker	0.0000	0.0000	0.0000	0.0000	0.0000	0.0000	0.0000	0.0000	0.0000	0.0000	0.0000	0.0000	0.0000	0.0000	0.0000	0.0000
Total	**0.0000**	**0.0000**	**0.0000**	**0.0000**	**0.0000**	**0.0000**	**0.0000**	**0.0000**	**0.0000**	**0.0000**	**0.0000**	**0.0000**	**0.0000**	**0.0000**	**0.0000**	**0.0000**

3.6 Paving - 2020

Unmitigated Construction On-Site

	ROG	NOx	CO	SO2	Fugitive PM10	Exhaust PM10	PM10 Total	Fugitive PM2.5	Exhaust PM2.5	PM2.5 Total	Bio- CO2	NBio- CO2	Total CO2	CH4	N2O	CO2e
Category	lb/day										lb/day					
Off-Road	0.0000	0.0000	0.0000	0.0000	0.0000	0.0000	0.0000	0.0000	0.0000	0.0000	0.0000	0.0000	0.0000	0.0000	0.0000	0.0000
Paving	0.0000	0.0000	0.0000	0.0000	0.0000	0.0000	0.0000	0.0000	0.0000	0.0000	0.0000	0.0000	0.0000	0.0000	0.0000	0.0000
Total	**0.0000**	**0.0000**	**0.0000**	**0.0000**	**0.0000**	**0.0000**	**0.0000**	**0.0000**	**0.0000**	**0.0000**	**0.0000**	**0.0000**	**0.0000**	**0.0000**	**0.0000**	**0.0000**

3.6 Paving - 2020

Unmitigated Construction Off-Site

	ROG	NOx	CO	SO2	Fugitive PM10	Exhaust PM10	PM10 Total	Fugitive PM2.5	Exhaust PM2.5	PM2.5 Total	Bio- CO2	NBio- CO2	Total CO2	CH4	N2O	CO2e
Category	lb/day										lb/day					
Hauling	0.0000	0.0000	0.0000	0.0000	0.0000	0.0000	0.0000	0.0000	0.0000	0.0000	0.0000	0.0000	0.0000	0.0000	0.0000	0.0000
Vendor	0.0000	0.0000	0.0000	0.0000	0.0000	0.0000	0.0000	0.0000	0.0000	0.0000	0.0000	0.0000	0.0000	0.0000	0.0000	0.0000
Worker	0.0000	0.0000	0.0000	0.0000	0.0000	0.0000	0.0000	0.0000	0.0000	0.0000	0.0000	0.0000	0.0000	0.0000	0.0000	0.0000
Total	**0.0000**	**0.0000**	**0.0000**	**0.0000**	**0.0000**	**0.0000**	**0.0000**	**0.0000**	**0.0000**	**0.0000**	**0.0000**	**0.0000**	**0.0000**	**0.0000**	**0.0000**	**0.0000**

Mitigated Construction On-Site

	ROG	NOx	CO	SO2	Fugitive PM10	Exhaust PM10	PM10 Total	Fugitive PM2.5	Exhaust PM2.5	PM2.5 Total	Bio- CO2	NBio- CO2	Total CO2	CH4	N2O	CO2e
Category	lb/day										lb/day					
Off-Road	0.0000	0.0000	0.0000	0.0000	0.0000	0.0000	0.0000	0.0000	0.0000	0.0000	0.0000	0.0000	0.0000	0.0000	0.0000	0.0000
Paving	0.0000	0.0000	0.0000	0.0000	0.0000	0.0000	0.0000	0.0000	0.0000	0.0000	0.0000	0.0000	0.0000	0.0000	0.0000	0.0000
Total	**0.0000**	**0.0000**	**0.0000**	**0.0000**	**0.0000**	**0.0000**	**0.0000**	**0.0000**	**0.0000**	**0.0000**	**0.0000**	**0.0000**	**0.0000**	**0.0000**	**0.0000**	**0.0000**

3.6 Paving - 2020

Mitigated Construction Off-Site

	ROG	NOx	CO	SO2	Fugitive PM10	Exhaust PM10	PM10 Total	Fugitive PM2.5	Exhaust PM2.5	PM2.5 Total	Bio- CO2	NBio- CO2	Total CO2	CH4	N2O	CO2e
Category	lb/day										lb/day					
Hauling	0.0000	0.0000	0.0000	0.0000	0.0000	0.0000	0.0000	0.0000	0.0000	0.0000	0.0000	0.0000	0.0000	0.0000	0.0000	0.0000
Vendor	0.0000	0.0000	0.0000	0.0000	0.0000	0.0000	0.0000	0.0000	0.0000	0.0000	0.0000	0.0000	0.0000	0.0000	0.0000	0.0000
Worker	0.0000	0.0000	0.0000	0.0000	0.0000	0.0000	0.0000	0.0000	0.0000	0.0000	0.0000	0.0000	0.0000	0.0000	0.0000	0.0000
Total	**0.0000**	**0.0000**	**0.0000**	**0.0000**	**0.0000**	**0.0000**	**0.0000**	**0.0000**	**0.0000**	**0.0000**	**0.0000**	**0.0000**	**0.0000**	**0.0000**	**0.0000**	**0.0000**

3.7 Architectural Coating - 2020

Unmitigated Construction On-Site

	ROG	NOx	CO	SO2	Fugitive PM10	Exhaust PM10	PM10 Total	Fugitive PM2.5	Exhaust PM2.5	PM2.5 Total	Bio- CO2	NBio- CO2	Total CO2	CH4	N2O	CO2e
Category	lb/day										lb/day					
Archit. Coating	0.0000	0.0000	0.0000	0.0000	0.0000	0.0000	0.0000	0.0000	0.0000	0.0000	0.0000	0.0000	0.0000	0.0000	0.0000	0.0000
Off-Road	0.0000	0.0000	0.0000	0.0000	0.0000	0.0000	0.0000	0.0000	0.0000	0.0000	0.0000	0.0000	0.0000	0.0000	0.0000	0.0000
Total	**0.0000**	**0.0000**	**0.0000**	**0.0000**	**0.0000**	**0.0000**	**0.0000**	**0.0000**	**0.0000**	**0.0000**	**0.0000**	**0.0000**	**0.0000**	**0.0000**	**0.0000**	**0.0000**

3.7 Architectural Coating - 2020

Unmitigated Construction Off-Site

	ROG	NOx	CO	SO2	Fugitive PM10	Exhaust PM10	PM10 Total	Fugitive PM2.5	Exhaust PM2.5	PM2.5 Total	Bio- CO2	NBio- CO2	Total CO2	CH4	N2O	CO2e
Category	lb/day										lb/day					
Hauling	0.0000	0.0000	0.0000	0.0000	0.0000	0.0000	0.0000	0.0000	0.0000	0.0000	0.0000	0.0000	0.0000	0.0000	0.0000	0.0000
Vendor	0.0000	0.0000	0.0000	0.0000	0.0000	0.0000	0.0000	0.0000	0.0000	0.0000	0.0000	0.0000	0.0000	0.0000	0.0000	0.0000
Worker	0.0000	0.0000	0.0000	0.0000	0.0000	0.0000	0.0000	0.0000	0.0000	0.0000	0.0000	0.0000	0.0000	0.0000	0.0000	0.0000
Total	**0.0000**	**0.0000**	**0.0000**	**0.0000**	**0.0000**	**0.0000**	**0.0000**	**0.0000**	**0.0000**	**0.0000**	**0.0000**	**0.0000**	**0.0000**	**0.0000**	**0.0000**	**0.0000**

Mitigated Construction On-Site

	ROG	NOx	CO	SO2	Fugitive PM10	Exhaust PM10	PM10 Total	Fugitive PM2.5	Exhaust PM2.5	PM2.5 Total	Bio- CO2	NBio- CO2	Total CO2	CH4	N2O	CO2e
Category	lb/day										lb/day					
Archit. Coating	0.0000	0.0000	0.0000	0.0000	0.0000	0.0000	0.0000	0.0000	0.0000	0.0000	0.0000	0.0000	0.0000	0.0000	0.0000	0.0000
Off-Road	0.0000	0.0000	0.0000	0.0000	0.0000	0.0000	0.0000	0.0000	0.0000	0.0000	0.0000	0.0000	0.0000	0.0000	0.0000	0.0000
Total	**0.0000**	**0.0000**	**0.0000**	**0.0000**	**0.0000**	**0.0000**	**0.0000**	**0.0000**	**0.0000**	**0.0000**	**0.0000**	**0.0000**	**0.0000**	**0.0000**	**0.0000**	**0.0000**

3.7 Architectural Coating - 2020

Mitigated Construction Off-Site

	ROG	NOx	CO	SO2	Fugitive PM10	Exhaust PM10	PM10 Total	Fugitive PM2.5	Exhaust PM2.5	PM2.5 Total	Bio- CO2	NBio- CO2	Total CO2	CH4	N2O	CO2e
Category	lb/day										lb/day					
Hauling	0.0000	0.0000	0.0000	0.0000	0.0000	0.0000	0.0000	0.0000	0.0000	0.0000	0.0000	0.0000	0.0000	0.0000	0.0000	0.0000
Vendor	0.0000	0.0000	0.0000	0.0000	0.0000	0.0000	0.0000	0.0000	0.0000	0.0000	0.0000	0.0000	0.0000	0.0000	0.0000	0.0000
Worker	0.0000	0.0000	0.0000	0.0000	0.0000	0.0000	0.0000	0.0000	0.0000	0.0000	0.0000	0.0000	0.0000	0.0000	0.0000	0.0000
Total	**0.0000**	**0.0000**	**0.0000**	**0.0000**	**0.0000**	**0.0000**	**0.0000**	**0.0000**	**0.0000**	**0.0000**	**0.0000**	**0.0000**	**0.0000**	**0.0000**	**0.0000**	**0.0000**

4.0 Operational Detail - Mobile

4.1 Mitigation Measures Mobile

	ROG	NOx	CO	SO2	Fugitive PM10	Exhaust PM10	PM10 Total	Fugitive PM2.5	Exhaust PM2.5	PM2.5 Total	Bio- CO2	NBio- CO2	Total CO2	CH4	N2O	CO2e
Category	lb/day										lb/day					
Mitigated	18.6419	81.9617	436.0439	1.8581	207.1756	1.0697	208.2452	55.3246	0.9953	56.3199		188,794.9809	188,794.9809	5.9756		188,944.3696
Unmitigated	18.6419	81.9617	436.0439	1.8581	207.1756	1.0697	208.2452	55.3246	0.9953	56.3199		188,794.9809	188,794.9809	5.9756		188,944.3696

4.2 Trip Summary Information

	Average Daily Trip Rate			Unmitigated	Mitigated
Land Use	Weekday	Saturday	Sunday	Annual VMT	Annual VMT
Hospital	4,221.20	0.00	0.00	69,882,059	69,882,059
Total	4,221.20	0.00	0.00	69,882,059	69,882,059

4.3 Trip Type Information

	Miles			Trip %			Trip Purpose %		
Land Use	H-W or C-W	H-S or C-C	H-O or C-NW	H-W or C-W	H-S or C-C	H-O or C-NW	Primary	Diverted	Pass-by
Hospital	100.00	40.46	46.99	64.90	16.10	19.00	73	25	2

4.4 Fleet Mix

Land Use	LDA	LDT1	LDT2	MDV	LHD1	LHD2	MHD	HHD	OBUS	UBUS	MCY	SBUS	MH
Hospital	0.576778	0.034729	0.211659	0.106131	0.012287	0.004450	0.018380	0.025480	0.001877	0.001519	0.005480	0.000610	0.000618

5.0 Energy Detail

Historical Energy Use: N

5.1 Mitigation Measures Energy

	ROG	NOx	CO	SO2	Fugitive PM10	Exhaust PM10	PM10 Total	Fugitive PM2.5	Exhaust PM2.5	PM2.5 Total	Bio- CO2	NBio- CO2	Total CO2	CH4	N2O	CO2e
Category	lb/day										lb/day					
NaturalGas Mitigated	0.0000	0.0000	0.0000	0.0000		0.0000	0.0000		0.0000	0.0000		0.0000	0.0000	0.0000	0.0000	0.0000
NaturalGas Unmitigated	0.0000	0.0000	0.0000	0.0000		0.0000	0.0000		0.0000	0.0000		0.0000	0.0000	0.0000	0.0000	0.0000

5.2 Energy by Land Use - NaturalGas

Unmitigated

	NaturalGas Use	ROG	NOx	CO	SO2	Fugitive PM10	Exhaust PM10	PM10 Total	Fugitive PM2.5	Exhaust PM2.5	PM2.5 Total	Bio- CO2	NBio- CO2	Total CO2	CH4	N2O	CO2e
Land Use	kBTU/yr	lb/day										lb/day					
Hospital	0	0.0000	0.0000	0.0000	0.0000		0.0000	0.0000		0.0000	0.0000		0.0000	0.0000	0.0000	0.0000	0.0000
Total		**0.0000**	**0.0000**	**0.0000**	**0.0000**		**0.0000**	**0.0000**		**0.0000**	**0.0000**		**0.0000**	**0.0000**	**0.0000**	**0.0000**	**0.0000**

5.2 Energy by Land Use - NaturalGas

Mitigated

	NaturalGas Use	ROG	NOx	CO	SO2	Fugitive PM10	Exhaust PM10	PM10 Total	Fugitive PM2.5	Exhaust PM2.5	PM2.5 Total	Bio- CO2	NBio- CO2	Total CO2	CH4	N2O	CO2e
Land Use	kBTU/yr	lb/day										lb/day					
Hospital	0	0.0000	0.0000	0.0000	0.0000		0.0000	0.0000		0.0000	0.0000		0.0000	0.0000	0.0000	0.0000	0.0000
Total		**0.0000**	**0.0000**	**0.0000**	**0.0000**		**0.0000**	**0.0000**		**0.0000**	**0.0000**		**0.0000**	**0.0000**	**0.0000**	**0.0000**	**0.0000**

6.0 Area Detail

6.1 Mitigation Measures Area

	ROG	NOx	CO	SO2	Fugitive PM10	Exhaust PM10	PM10 Total	Fugitive PM2.5	Exhaust PM2.5	PM2.5 Total	Bio- CO2	NBio- CO2	Total CO2	CH4	N2O	CO2e
Category	lb/day										lb/day					
Mitigated	0.0214	0.0000	1.0000e-004	0.0000		0.0000	0.0000		0.0000	0.0000		2.2000e-004	2.2000e-004	0.0000		2.3000e-004
Unmitigated	0.0214	0.0000	1.0000e-004	0.0000		0.0000	0.0000		0.0000	0.0000		2.2000e-004	2.2000e-004	0.0000		2.3000e-004

6.2 Area by SubCategory

Unmitigated

	ROG	NOx	CO	SO2	Fugitive PM10	Exhaust PM10	PM10 Total	Fugitive PM2.5	Exhaust PM2.5	PM2.5 Total	Bio- CO2	NBio- CO2	Total CO2	CH4	N2O	CO2e
SubCategory	lb/day										lb/day					
Architectural Coating	0.0000					0.0000	0.0000		0.0000	0.0000			0.0000			0.0000
Consumer Products	0.0214					0.0000	0.0000		0.0000	0.0000			0.0000			0.0000
Landscaping	1.0000e-005	0.0000	1.0000e-004	0.0000		0.0000	0.0000		0.0000	0.0000		2.2000e-004	2.2000e-004	0.0000		2.3000e-004
Total	**0.0214**	**0.0000**	**1.0000e-004**	**0.0000**		**0.0000**	**0.0000**		**0.0000**	**0.0000**		**2.2000e-004**	**2.2000e-004**	**0.0000**		**2.3000e-004**

Mitigated

	ROG	NOx	CO	SO2	Fugitive PM10	Exhaust PM10	PM10 Total	Fugitive PM2.5	Exhaust PM2.5	PM2.5 Total	Bio- CO2	NBio- CO2	Total CO2	CH4	N2O	CO2e
SubCategory	lb/day										lb/day					
Architectural Coating	0.0000					0.0000	0.0000		0.0000	0.0000			0.0000			0.0000
Consumer Products	0.0214					0.0000	0.0000		0.0000	0.0000			0.0000			0.0000
Landscaping	1.0000e-005	0.0000	1.0000e-004	0.0000		0.0000	0.0000		0.0000	0.0000		2.2000e-004	2.2000e-004	0.0000		2.3000e-004
Total	**0.0214**	**0.0000**	**1.0000e-004**	**0.0000**		**0.0000**	**0.0000**		**0.0000**	**0.0000**		**2.2000e-004**	**2.2000e-004**	**0.0000**		**2.3000e-004**

7.0 Water Detail

7.1 Mitigation Measures Water

8.0 Waste Detail

8.1 Mitigation Measures Waste

9.0 Operational Offroad

Equipment Type	Number	Hours/Day	Days/Year	Horse Power	Load Factor	Fuel Type

10.0 Stationary Equipment

Fire Pumps and Emergency Generators

Equipment Type	Number	Hours/Day	Hours/Year	Horse Power	Load Factor	Fuel Type

Boilers

Equipment Type	Number	Heat Input/Day	Heat Input/Year	Boiler Rating	Fuel Type

User Defined Equipment

Equipment Type	Number

11.0 Vegetation

CNU Mobile without TDM with EMFAC Adjustment

Sacramento County, Winter

1.0 Project Characteristics

1.1 Land Usage

Land Uses	Size	Metric	Lot Acreage	Floor Surface Area	Population
Hospital	1.00	1000sqft	0.02	1,000.00	0

1.2 Other Project Characteristics

Urbanization	Urban	**Wind Speed (m/s)**	3.5	**Precipitation Freq (Days)**	58
Climate Zone	6			**Operational Year**	2030
Utility Company	Sacramento Municipal Utility District				
CO2 Intensity (lb/MWhr)	590.31	**CH4 Intensity (lb/MWhr)**	0.029	**N2O Intensity (lb/MWhr)**	0.006

1.3 User Entered Comments & Non-Default Data

CNU Mobile without TDM with EMFAC Adjustment - Sacramento County, Winter

Project Characteristics -

Land Use -

Construction Phase - Mobile sector only

Off-road Equipment - Mobile sector only

Off-road Equipment - Mobile sector only

Off-road Equipment - Mobile sector only

Off-road Equipment - Mobile sector only

Off-road Equipment - Mobile sector only

Off-road Equipment - Mobile sector only

Grading -

Architectural Coating - Mobile sector only

Vehicle Trips - Trip rates and lengths adjusted to match traffic study VMT and trip generation estimates

Consumer Products - Mobile sector only

Area Coating - Mobile sector only

Landscape Equipment - Mobile sector only

Energy Use - Mobile sector only

Water And Wastewater - Mobile sector only

Solid Waste - Mobile sector only

Table Name	Column Name	Default Value	New Value
tblArchitecturalCoating	ConstArea_Nonresidential_Exterior	500.00	0.00
tblArchitecturalCoating	ConstArea_Nonresidential_Interior	1,500.00	0.00
tblAreaCoating	Area_Nonresidential_Exterior	500	0
tblAreaCoating	Area_Nonresidential_Interior	1500	0
tblConstructionPhase	NumDays	5.00	0.00
tblConstructionPhase	NumDays	100.00	0.00
tblConstructionPhase	NumDays	10.00	0.00

tblConstructionPhase	NumDays	2.00	0.00
tblConstructionPhase	NumDays	5.00	0.00
tblConstructionPhase	NumDays	1.00	0.00
tblEnergyUse	LightingElect	4.98	0.00
tblEnergyUse	NT24E	6.17	0.00
tblEnergyUse	NT24NG	9.61	0.00
tblEnergyUse	T24E	9.18	0.00
tblEnergyUse	T24NG	57.91	0.00
tblOffRoadEquipment	OffRoadEquipmentUnitAmount	1.00	0.00
tblOffRoadEquipment	OffRoadEquipmentUnitAmount	4.00	0.00
tblOffRoadEquipment	OffRoadEquipmentUnitAmount	1.00	0.00
tblOffRoadEquipment	OffRoadEquipmentUnitAmount	1.00	0.00
tblOffRoadEquipment	OffRoadEquipmentUnitAmount	1.00	0.00
tblOffRoadEquipment	OffRoadEquipmentUnitAmount	2.00	0.00
tblOffRoadEquipment	OffRoadEquipmentUnitAmount	1.00	0.00
tblOffRoadEquipment	OffRoadEquipmentUnitAmount	1.00	0.00
tblOffRoadEquipment	OffRoadEquipmentUnitAmount	1.00	0.00
tblOffRoadEquipment	OffRoadEquipmentUnitAmount	1.00	0.00
tblOffRoadEquipment	OffRoadEquipmentUnitAmount	1.00	0.00
tblOffRoadEquipment	OffRoadEquipmentUnitAmount	2.00	0.00
tblOffRoadEquipment	OffRoadEquipmentUnitAmount	2.00	0.00
tblOffRoadEquipment	OffRoadEquipmentUnitAmount	2.00	0.00
tblOffRoadEquipment	OffRoadEquipmentUnitAmount	1.00	0.00
tblOffRoadEquipment	OffRoadEquipmentUnitAmount	1.00	0.00
tblSolidWaste	SolidWasteGenerationRate	10.80	0.00
tblVehicleEF	LDA	0.38	0.39
tblVehicleEF	LDA	0.66	0.67

tblVehicleEF	LDA	0.03	0.03
tblVehicleEF	LDA	0.03	0.03
tblVehicleEF	LDA	1.2310e-003	1.2630e-003
tblVehicleEF	LDA	1.8680e-003	1.9166e-003
tblVehicleEF	LDA	1.1330e-003	1.1625e-003
tblVehicleEF	LDA	1.7180e-003	1.7627e-003
tblVehicleEF	LDA	5.3790e-003	5.3951e-003
tblVehicleEF	LDA	0.03	0.03
tblVehicleEF	LDA	0.03	0.03
tblVehicleEF	LDA	7.8250e-003	7.8485e-003
tblVehicleEF	LDA	0.03	0.03
tblVehicleEF	LDA	0.03	0.03
tblVehicleEF	LDA	0.49	0.49
tblVehicleEF	LDA	0.54	0.55
tblVehicleEF	LDA	0.02	0.02
tblVehicleEF	LDA	0.03	0.03
tblVehicleEF	LDA	1.2310e-003	1.2630e-003
tblVehicleEF	LDA	1.8680e-003	1.9166e-003
tblVehicleEF	LDA	1.1330e-003	1.1625e-003
tblVehicleEF	LDA	1.7180e-003	1.7627e-003
tblVehicleEF	LDA	6.2730e-003	6.2918e-003
tblVehicleEF	LDA	0.03	0.03
tblVehicleEF	LDA	0.03	0.03
tblVehicleEF	LDA	9.1290e-003	9.1564e-003
tblVehicleEF	LDA	0.03	0.03
tblVehicleEF	LDA	0.03	0.03
tblVehicleEF	LDA	0.36	0.36

tblVehicleEF	LDA	0.82	0.83
tblVehicleEF	LDA	0.03	0.03
tblVehicleEF	LDA	0.03	0.04
tblVehicleEF	LDA	1.2310e-003	1.2630e-003
tblVehicleEF	LDA	1.8680e-003	1.9166e-003
tblVehicleEF	LDA	1.1330e-003	1.1625e-003
tblVehicleEF	LDA	1.7180e-003	1.7627e-003
tblVehicleEF	LDA	5.0820e-003	5.0972e-003
tblVehicleEF	LDA	0.04	0.04
tblVehicleEF	LDA	0.04	0.04
tblVehicleEF	LDA	7.3920e-003	7.4142e-003
tblVehicleEF	LDA	0.04	0.04
tblVehicleEF	LDA	0.04	0.04
tblVehicleEF	LDT1	0.65	0.66
tblVehicleEF	LDT1	1.46	1.49
tblVehicleEF	LDT1	0.06	0.06
tblVehicleEF	LDT1	0.08	0.08
tblVehicleEF	LDT1	1.6240e-003	1.6662e-003
tblVehicleEF	LDT1	2.3930e-003	2.4552e-003
tblVehicleEF	LDT1	1.4950e-003	1.5339e-003
tblVehicleEF	LDT1	2.2000e-003	2.2572e-003
tblVehicleEF	LDT1	0.01	0.01
tblVehicleEF	LDT1	0.11	0.11
tblVehicleEF	LDT1	0.09	0.09
tblVehicleEF	LDT1	0.02	0.02
tblVehicleEF	LDT1	0.11	0.11
tblVehicleEF	LDT1	0.10	0.10

tblVehicleEF	LDT1	0.82	0.84
tblVehicleEF	LDT1	1.20	1.22
tblVehicleEF	LDT1	0.05	0.05
tblVehicleEF	LDT1	0.07	0.07
tblVehicleEF	LDT1	1.6240e-003	1.6662e-003
tblVehicleEF	LDT1	2.3930e-003	2.4552e-003
tblVehicleEF	LDT1	1.4950e-003	1.5339e-003
tblVehicleEF	LDT1	2.2000e-003	2.2572e-003
tblVehicleEF	LDT1	0.01	0.01
tblVehicleEF	LDT1	0.11	0.11
tblVehicleEF	LDT1	0.07	0.07
tblVehicleEF	LDT1	0.02	0.02
tblVehicleEF	LDT1	0.11	0.11
tblVehicleEF	LDT1	0.08	0.08
tblVehicleEF	LDT1	0.62	0.63
tblVehicleEF	LDT1	1.83	1.86
tblVehicleEF	LDT1	0.06	0.06
tblVehicleEF	LDT1	0.09	0.09
tblVehicleEF	LDT1	1.6240e-003	1.6662e-003
tblVehicleEF	LDT1	2.3930e-003	2.4552e-003
tblVehicleEF	LDT1	1.4950e-003	1.5339e-003
tblVehicleEF	LDT1	2.2000e-003	2.2572e-003
tblVehicleEF	LDT1	0.01	0.01
tblVehicleEF	LDT1	0.14	0.14
tblVehicleEF	LDT1	0.11	0.11
tblVehicleEF	LDT1	0.02	0.02
tblVehicleEF	LDT1	0.14	0.14

tblVehicleEF	LDT1	0.12	0.12
tblVehicleEF	LDT2	0.56	0.57
tblVehicleEF	LDT2	1.00	1.01
tblVehicleEF	LDT2	0.04	0.04
tblVehicleEF	LDT2	0.06	0.06
tblVehicleEF	LDT2	1.3880e-003	1.4241e-003
tblVehicleEF	LDT2	2.0850e-003	2.1392e-003
tblVehicleEF	LDT2	1.2770e-003	1.3102e-003
tblVehicleEF	LDT2	1.9170e-003	1.9668e-003
tblVehicleEF	LDT2	8.3500e-003	8.3751e-003
tblVehicleEF	LDT2	0.06	0.06
tblVehicleEF	LDT2	0.05	0.05
tblVehicleEF	LDT2	0.01	0.01
tblVehicleEF	LDT2	0.06	0.06
tblVehicleEF	LDT2	0.06	0.06
tblVehicleEF	LDT2	0.71	0.73
tblVehicleEF	LDT2	0.83	0.84
tblVehicleEF	LDT2	0.04	0.04
tblVehicleEF	LDT2	0.06	0.06
tblVehicleEF	LDT2	1.3880e-003	1.4241e-003
tblVehicleEF	LDT2	2.0850e-003	2.1392e-003
tblVehicleEF	LDT2	1.2770e-003	1.3102e-003
tblVehicleEF	LDT2	1.9170e-003	1.9668e-003
tblVehicleEF	LDT2	9.7260e-003	9.7552e-003
tblVehicleEF	LDT2	0.06	0.06
tblVehicleEF	LDT2	0.04	0.04
tblVehicleEF	LDT2	0.01	0.01

tblVehicleEF	LDT2	0.06	0.06
tblVehicleEF	LDT2	0.05	0.05
tblVehicleEF	LDT2	0.53	0.54
tblVehicleEF	LDT2	1.23	1.24
tblVehicleEF	LDT2	0.05	0.05
tblVehicleEF	LDT2	0.07	0.07
tblVehicleEF	LDT2	1.3880e-003	1.4241e-003
tblVehicleEF	LDT2	2.0850e-003	2.1392e-003
tblVehicleEF	LDT2	1.2770e-003	1.3102e-003
tblVehicleEF	LDT2	1.9170e-003	1.9668e-003
tblVehicleEF	LDT2	7.8910e-003	7.9147e-003
tblVehicleEF	LDT2	0.07	0.07
tblVehicleEF	LDT2	0.06	0.06
tblVehicleEF	LDT2	0.01	0.01
tblVehicleEF	LDT2	0.07	0.07
tblVehicleEF	LDT2	0.07	0.07
tblVehicleEF	MDV	0.75	0.76
tblVehicleEF	MDV	1.73	1.76
tblVehicleEF	MDV	0.07	0.07
tblVehicleEF	MDV	0.13	0.13
tblVehicleEF	MDV	1.4450e-003	1.4826e-003
tblVehicleEF	MDV	2.1530e-003	2.2090e-003
tblVehicleEF	MDV	1.3310e-003	1.3656e-003
tblVehicleEF	MDV	1.9800e-003	2.0315e-003
tblVehicleEF	MDV	0.01	0.01
tblVehicleEF	MDV	0.10	0.10
tblVehicleEF	MDV	0.12	0.12

tblVehicleEF	MDV	0.02	0.02
tblVehicleEF	MDV	0.10	0.10
tblVehicleEF	MDV	0.13	0.13
tblVehicleEF	MDV	0.95	0.97
tblVehicleEF	MDV	1.43	1.45
tblVehicleEF	MDV	0.07	0.07
tblVehicleEF	MDV	0.12	0.12
tblVehicleEF	MDV	1.4450e-003	1.4826e-003
tblVehicleEF	MDV	2.1530e-003	2.2090e-003
tblVehicleEF	MDV	1.3310e-003	1.3656e-003
tblVehicleEF	MDV	1.9800e-003	2.0315e-003
tblVehicleEF	MDV	0.02	0.02
tblVehicleEF	MDV	0.10	0.10
tblVehicleEF	MDV	0.10	0.10
tblVehicleEF	MDV	0.02	0.02
tblVehicleEF	MDV	0.10	0.10
tblVehicleEF	MDV	0.10	0.11
tblVehicleEF	MDV	0.71	0.72
tblVehicleEF	MDV	2.15	2.18
tblVehicleEF	MDV	0.08	0.08
tblVehicleEF	MDV	0.15	0.15
tblVehicleEF	MDV	1.4450e-003	1.4826e-003
tblVehicleEF	MDV	2.1530e-003	2.2090e-003
tblVehicleEF	MDV	1.3310e-003	1.3656e-003
tblVehicleEF	MDV	1.9800e-003	2.0315e-003
tblVehicleEF	MDV	0.01	0.01
tblVehicleEF	MDV	0.12	0.12

tblVehicleEF	MDV	0.14	0.14
tblVehicleEF	MDV	0.02	0.02
tblVehicleEF	MDV	0.12	0.12
tblVehicleEF	MDV	0.15	0.15
tblVehicleTrips	CC_TL	5.00	40.46
tblVehicleTrips	CNW_TL	6.50	46.99
tblVehicleTrips	CW_TL	10.00	100.00
tblVehicleTrips	ST_TR	10.18	0.00
tblVehicleTrips	SU_TR	8.91	0.00
tblVehicleTrips	WD_TR	13.22	4,221.20
tblWater	IndoorWaterUseRate	125,480.54	0.00
tblWater	OutdoorWaterUseRate	23,901.05	0.00

2.0 Emissions Summary

2.1 Overall Construction (Maximum Daily Emission)

Unmitigated Construction

	ROG	NOx	CO	SO2	Fugitive PM10	Exhaust PM10	PM10 Total	Fugitive PM2.5	Exhaust PM2.5	PM2.5 Total	Bio- CO2	NBio- CO2	Total CO2	CH4	N2O	CO2e
Year	lb/day										lb/day					
2020	0.0000	0.0000	0.0000	0.0000	0.0000	0.0000	0.0000	0.0000	0.0000	0.0000	0.0000	0.0000	0.0000	0.0000	0.0000	0.0000
Maximum	**0.0000**	**0.0000**	**0.0000**	**0.0000**	**0.0000**	**0.0000**	**0.0000**	**0.0000**	**0.0000**	**0.0000**	**0.0000**	**0.0000**	**0.0000**	**0.0000**	**0.0000**	**0.0000**

Mitigated Construction

	ROG	NOx	CO	SO2	Fugitive PM10	Exhaust PM10	PM10 Total	Fugitive PM2.5	Exhaust PM2.5	PM2.5 Total	Bio- CO2	NBio- CO2	Total CO2	CH4	N2O	CO2e
Year	lb/day										lb/day					
2020	0.0000	0.0000	0.0000	0.0000	0.0000	0.0000	0.0000	0.0000	0.0000	0.0000	0.0000	0.0000	0.0000	0.0000	0.0000	0.0000
Maximum	**0.0000**	**0.0000**	**0.0000**	**0.0000**	**0.0000**	**0.0000**	**0.0000**	**0.0000**	**0.0000**	**0.0000**	**0.0000**	**0.0000**	**0.0000**	**0.0000**	**0.0000**	**0.0000**

	ROG	**NOx**	**CO**	**SO2**	**Fugitive PM10**	**Exhaust PM10**	**PM10 Total**	**Fugitive PM2.5**	**Exhaust PM2.5**	**PM2.5 Total**	**Bio- CO2**	**NBio-CO2**	**Total CO2**	**CH4**	**N20**	**CO2e**
Percent Reduction	**0.00**	**0.00**	**0.00**	**0.00**	**0.00**	**0.00**	**0.00**	**0.00**	**0.00**	**0.00**	**0.00**	**0.00**	**0.00**	**0.00**	**0.00**	**0.00**

2.2 Overall Operational

Unmitigated Operational

	ROG	NOx	CO	SO2	Fugitive PM10	Exhaust PM10	PM10 Total	Fugitive PM2.5	Exhaust PM2.5	PM2.5 Total	Bio- CO2	NBio- CO2	Total CO2	CH4	N2O	CO2e
Category	lb/day										lb/day					
Area	0.0214	0.0000	1.0000e-004	0.0000		0.0000	0.0000		0.0000	0.0000		2.2000e-004	2.2000e-004	0.0000		2.3000e-004
Energy	0.0000	0.0000	0.0000	0.0000		0.0000	0.0000		0.0000	0.0000		0.0000	0.0000	0.0000	0.0000	0.0000
Mobile	16.8006	91.6268	356.8326	1.6825	207.1756	1.0705	208.2461	55.3246	0.9961	56.3207		171,291.8451	171,291.8451	5.7424		171,435.4037
Total	**16.8220**	**91.6268**	**356.8327**	**1.6825**	**207.1756**	**1.0705**	**208.2461**	**55.3246**	**0.9961**	**56.3207**		**171,291.8453**	**171,291.8453**	**5.7424**	**0.0000**	**171,435.4040**

Mitigated Operational

	ROG	NOx	CO	SO2	Fugitive PM10	Exhaust PM10	PM10 Total	Fugitive PM2.5	Exhaust PM2.5	PM2.5 Total	Bio- CO2	NBio- CO2	Total CO2	CH4	N2O	CO2e
Category	lb/day										lb/day					
Area	0.0214	0.0000	1.0000e-004	0.0000		0.0000	0.0000		0.0000	0.0000		2.2000e-004	2.2000e-004	0.0000		2.3000e-004
Energy	0.0000	0.0000	0.0000	0.0000		0.0000	0.0000		0.0000	0.0000		0.0000	0.0000	0.0000	0.0000	0.0000
Mobile	16.8006	91.6268	356.8326	1.6825	207.1756	1.0705	208.2461	55.3246	0.9961	56.3207		171,291.8451	171,291.8451	5.7424		171,435.4037
Total	**16.8220**	**91.6268**	**356.8327**	**1.6825**	**207.1756**	**1.0705**	**208.2461**	**55.3246**	**0.9961**	**56.3207**		**171,291.8453**	**171,291.8453**	**5.7424**	**0.0000**	**171,435.4040**

	ROG	NOx	CO	SO2	Fugitive PM10	Exhaust PM10	PM10 Total	Fugitive PM2.5	Exhaust PM2.5	PM2.5 Total	Bio- CO2	NBio-CO2	Total CO2	CH4	N20	CO2e
Percent Reduction	**0.00**	**0.00**	**0.00**	**0.00**	**0.00**	**0.00**	**0.00**	**0.00**	**0.00**	**0.00**	**0.00**	**0.00**	**0.00**	**0.00**	**0.00**	**0.00**

3.0 Construction Detail

Construction Phase

Phase Number	Phase Name	Phase Type	Start Date	End Date	Num Days Week	Num Days	Phase Description
1	Demolition	Demolition	4/6/2020	4/5/2020	5	0	
2	Site Preparation	Site Preparation	4/18/2020	4/17/2020	5	0	
3	Grading	Grading	4/21/2020	4/20/2020	5	0	
4	Building Construction	Building Construction	4/23/2020	4/22/2020	5	0	
5	Paving	Paving	9/10/2020	9/9/2020	5	0	
6	Architectural Coating	Architectural Coating	9/17/2020	9/16/2020	5	0	

Acres of Grading (Site Preparation Phase): 0

Acres of Grading (Grading Phase): 0

Acres of Paving: 0

Residential Indoor: 0; Residential Outdoor: 0; Non-Residential Indoor: 0; Non-Residential Outdoor: 0; Striped Parking Area: 0 (Architectural Coating – sqft)

OffRoad Equipment

CNU Mobile without TDM with EMFAC Adjustment - Sacramento County, Winter

Phase Name	Offroad Equipment Type	Amount	Usage Hours	Horse Power	Load Factor
Demolition	Concrete/Industrial Saws	0	8.00	81	0.73
Demolition	Rubber Tired Dozers	0	1.00	247	0.40
Demolition	Tractors/Loaders/Backhoes	0	6.00	97	0.37
Site Preparation	Graders	0	8.00	187	0.41
Site Preparation	Tractors/Loaders/Backhoes	0	8.00	97	0.37
Grading	Concrete/Industrial Saws	0	8.00	81	0.73
Grading	Rubber Tired Dozers	0	1.00	247	0.40
Grading	Tractors/Loaders/Backhoes	0	6.00	97	0.37
Building Construction	Cranes	0	4.00	231	0.29
Building Construction	Forklifts	0	6.00	89	0.20
Building Construction	Tractors/Loaders/Backhoes	0	8.00	97	0.37
Paving	Cement and Mortar Mixers	0	6.00	9	0.56
Paving	Pavers	0	7.00	130	0.42
Paving	Rollers	0	7.00	80	0.38
Paving	Tractors/Loaders/Backhoes	0	7.00	97	0.37
Architectural Coating	Air Compressors	0	6.00	78	0.48

Trips and VMT

Phase Name	Offroad Equipment Count	Worker Trip Number	Vendor Trip Number	Hauling Trip Number	Worker Trip Length	Vendor Trip Length	Hauling Trip Length	Worker Vehicle Class	Vendor Vehicle Class	Hauling Vehicle Class
Demolition	0	0.00	0.00	0.00	10.00	6.50	20.00	LD_Mix	HDT_Mix	HHDT
Site Preparation	0	0.00	0.00	0.00	10.00	6.50	20.00	LD_Mix	HDT_Mix	HHDT
Grading	0	0.00	0.00	0.00	10.00	6.50	20.00	LD_Mix	HDT_Mix	HHDT
Building Construction	0	0.00	0.00	0.00	10.00	6.50	20.00	LD_Mix	HDT_Mix	HHDT
Paving	0	0.00	0.00	0.00	10.00	6.50	20.00	LD_Mix	HDT_Mix	HHDT
Architectural Coating	0	0.00	0.00	0.00	10.00	6.50	20.00	LD_Mix	HDT_Mix	HHDT

3.1 Mitigation Measures Construction

3.2 Demolition - 2020

Unmitigated Construction On-Site

	ROG	NOx	CO	SO2	Fugitive PM10	Exhaust PM10	PM10 Total	Fugitive PM2.5	Exhaust PM2.5	PM2.5 Total	Bio- CO2	NBio- CO2	Total CO2	CH4	N2O	CO2e
Category	lb/day										lb/day					
Off-Road	0.0000	0.0000	0.0000	0.0000	0.0000	0.0000	0.0000	0.0000	0.0000	0.0000	0.0000	0.0000	0.0000	0.0000	0.0000	0.0000
Total	**0.0000**	**0.0000**	**0.0000**	**0.0000**	**0.0000**	**0.0000**	**0.0000**	**0.0000**	**0.0000**	**0.0000**	**0.0000**	**0.0000**	**0.0000**	**0.0000**	**0.0000**	**0.0000**

3.2 Demolition - 2020

Unmitigated Construction Off-Site

	ROG	NOx	CO	SO2	Fugitive PM10	Exhaust PM10	PM10 Total	Fugitive PM2.5	Exhaust PM2.5	PM2.5 Total	Bio- CO2	NBio- CO2	Total CO2	CH4	N2O	CO2e
Category	lb/day										lb/day					
Hauling	0.0000	0.0000	0.0000	0.0000	0.0000	0.0000	0.0000	0.0000	0.0000	0.0000	0.0000	0.0000	0.0000	0.0000	0.0000	0.0000
Vendor	0.0000	0.0000	0.0000	0.0000	0.0000	0.0000	0.0000	0.0000	0.0000	0.0000	0.0000	0.0000	0.0000	0.0000	0.0000	0.0000
Worker	0.0000	0.0000	0.0000	0.0000	0.0000	0.0000	0.0000	0.0000	0.0000	0.0000	0.0000	0.0000	0.0000	0.0000	0.0000	0.0000
Total	**0.0000**	**0.0000**	**0.0000**	**0.0000**	**0.0000**	**0.0000**	**0.0000**	**0.0000**	**0.0000**	**0.0000**	**0.0000**	**0.0000**	**0.0000**	**0.0000**	**0.0000**	**0.0000**

Mitigated Construction On-Site

	ROG	NOx	CO	SO2	Fugitive PM10	Exhaust PM10	PM10 Total	Fugitive PM2.5	Exhaust PM2.5	PM2.5 Total	Bio- CO2	NBio- CO2	Total CO2	CH4	N2O	CO2e
Category	lb/day										lb/day					
Off-Road	0.0000	0.0000	0.0000	0.0000	0.0000	0.0000	0.0000	0.0000	0.0000	0.0000	0.0000	0.0000	0.0000	0.0000	0.0000	0.0000
Total	**0.0000**	**0.0000**	**0.0000**	**0.0000**	**0.0000**	**0.0000**	**0.0000**	**0.0000**	**0.0000**	**0.0000**	**0.0000**	**0.0000**	**0.0000**	**0.0000**	**0.0000**	**0.0000**

3.2 Demolition - 2020

Mitigated Construction Off-Site

	ROG	NOx	CO	SO2	Fugitive PM10	Exhaust PM10	PM10 Total	Fugitive PM2.5	Exhaust PM2.5	PM2.5 Total	Bio- CO2	NBio- CO2	Total CO2	CH4	N2O	CO2e
Category	lb/day										lb/day					
Hauling	0.0000	0.0000	0.0000	0.0000	0.0000	0.0000	0.0000	0.0000	0.0000	0.0000	0.0000	0.0000	0.0000	0.0000	0.0000	0.0000
Vendor	0.0000	0.0000	0.0000	0.0000	0.0000	0.0000	0.0000	0.0000	0.0000	0.0000	0.0000	0.0000	0.0000	0.0000	0.0000	0.0000
Worker	0.0000	0.0000	0.0000	0.0000	0.0000	0.0000	0.0000	0.0000	0.0000	0.0000	0.0000	0.0000	0.0000	0.0000	0.0000	0.0000
Total	**0.0000**	**0.0000**	**0.0000**	**0.0000**	**0.0000**	**0.0000**	**0.0000**	**0.0000**	**0.0000**	**0.0000**	**0.0000**	**0.0000**	**0.0000**	**0.0000**	**0.0000**	**0.0000**

3.3 Site Preparation - 2020

Unmitigated Construction On-Site

	ROG	NOx	CO	SO2	Fugitive PM10	Exhaust PM10	PM10 Total	Fugitive PM2.5	Exhaust PM2.5	PM2.5 Total	Bio- CO2	NBio- CO2	Total CO2	CH4	N2O	CO2e
Category	lb/day										lb/day					
Fugitive Dust	0.0000	0.0000	0.0000	0.0000	0.0000	0.0000	0.0000	0.0000	0.0000	0.0000	0.0000	0.0000	0.0000	0.0000	0.0000	0.0000
Off-Road	0.0000	0.0000	0.0000	0.0000	0.0000	0.0000	0.0000	0.0000	0.0000	0.0000	0.0000	0.0000	0.0000	0.0000	0.0000	0.0000
Total	**0.0000**	**0.0000**	**0.0000**	**0.0000**	**0.0000**	**0.0000**	**0.0000**	**0.0000**	**0.0000**	**0.0000**	**0.0000**	**0.0000**	**0.0000**	**0.0000**	**0.0000**	**0.0000**

3.3 Site Preparation - 2020

Unmitigated Construction Off-Site

	ROG	NOx	CO	SO2	Fugitive PM10	Exhaust PM10	PM10 Total	Fugitive PM2.5	Exhaust PM2.5	PM2.5 Total	Bio- CO2	NBio- CO2	Total CO2	CH4	N2O	CO2e
Category	lb/day										lb/day					
Hauling	0.0000	0.0000	0.0000	0.0000	0.0000	0.0000	0.0000	0.0000	0.0000	0.0000	0.0000	0.0000	0.0000	0.0000	0.0000	0.0000
Vendor	0.0000	0.0000	0.0000	0.0000	0.0000	0.0000	0.0000	0.0000	0.0000	0.0000	0.0000	0.0000	0.0000	0.0000	0.0000	0.0000
Worker	0.0000	0.0000	0.0000	0.0000	0.0000	0.0000	0.0000	0.0000	0.0000	0.0000	0.0000	0.0000	0.0000	0.0000	0.0000	0.0000
Total	**0.0000**	**0.0000**	**0.0000**	**0.0000**	**0.0000**	**0.0000**	**0.0000**	**0.0000**	**0.0000**	**0.0000**	**0.0000**	**0.0000**	**0.0000**	**0.0000**	**0.0000**	**0.0000**

Mitigated Construction On-Site

	ROG	NOx	CO	SO2	Fugitive PM10	Exhaust PM10	PM10 Total	Fugitive PM2.5	Exhaust PM2.5	PM2.5 Total	Bio- CO2	NBio- CO2	Total CO2	CH4	N2O	CO2e
Category	lb/day										lb/day					
Fugitive Dust	0.0000	0.0000	0.0000	0.0000	0.0000	0.0000	0.0000	0.0000	0.0000	0.0000	0.0000	0.0000	0.0000	0.0000	0.0000	0.0000
Off-Road	0.0000	0.0000	0.0000	0.0000	0.0000	0.0000	0.0000	0.0000	0.0000	0.0000	0.0000	0.0000	0.0000	0.0000	0.0000	0.0000
Total	**0.0000**	**0.0000**	**0.0000**	**0.0000**	**0.0000**	**0.0000**	**0.0000**	**0.0000**	**0.0000**	**0.0000**	**0.0000**	**0.0000**	**0.0000**	**0.0000**	**0.0000**	**0.0000**

3.3 Site Preparation - 2020

Mitigated Construction Off-Site

	ROG	NOx	CO	SO2	Fugitive PM10	Exhaust PM10	PM10 Total	Fugitive PM2.5	Exhaust PM2.5	PM2.5 Total	Bio- CO2	NBio- CO2	Total CO2	CH4	N2O	CO2e
Category	lb/day										lb/day					
Hauling	0.0000	0.0000	0.0000	0.0000	0.0000	0.0000	0.0000	0.0000	0.0000	0.0000	0.0000	0.0000	0.0000	0.0000	0.0000	0.0000
Vendor	0.0000	0.0000	0.0000	0.0000	0.0000	0.0000	0.0000	0.0000	0.0000	0.0000	0.0000	0.0000	0.0000	0.0000	0.0000	0.0000
Worker	0.0000	0.0000	0.0000	0.0000	0.0000	0.0000	0.0000	0.0000	0.0000	0.0000	0.0000	0.0000	0.0000	0.0000	0.0000	0.0000
Total	**0.0000**	**0.0000**	**0.0000**	**0.0000**	**0.0000**	**0.0000**	**0.0000**	**0.0000**	**0.0000**	**0.0000**	**0.0000**	**0.0000**	**0.0000**	**0.0000**	**0.0000**	**0.0000**

3.4 Grading - 2020

Unmitigated Construction On-Site

	ROG	NOx	CO	SO2	Fugitive PM10	Exhaust PM10	PM10 Total	Fugitive PM2.5	Exhaust PM2.5	PM2.5 Total	Bio- CO2	NBio- CO2	Total CO2	CH4	N2O	CO2e
Category	lb/day										lb/day					
Fugitive Dust	0.0000	0.0000	0.0000	0.0000	0.0000	0.0000	0.0000	0.0000	0.0000	0.0000	0.0000	0.0000	0.0000	0.0000	0.0000	0.0000
Off-Road	0.0000	0.0000	0.0000	0.0000	0.0000	0.0000	0.0000	0.0000	0.0000	0.0000	0.0000	0.0000	0.0000	0.0000	0.0000	0.0000
Total	**0.0000**	**0.0000**	**0.0000**	**0.0000**	**0.0000**	**0.0000**	**0.0000**	**0.0000**	**0.0000**	**0.0000**	**0.0000**	**0.0000**	**0.0000**	**0.0000**	**0.0000**	**0.0000**

3.4 Grading - 2020

Unmitigated Construction Off-Site

	ROG	NOx	CO	SO2	Fugitive PM10	Exhaust PM10	PM10 Total	Fugitive PM2.5	Exhaust PM2.5	PM2.5 Total	Bio- CO2	NBio- CO2	Total CO2	CH4	N2O	CO2e
Category	lb/day										lb/day					
Hauling	0.0000	0.0000	0.0000	0.0000	0.0000	0.0000	0.0000	0.0000	0.0000	0.0000	0.0000	0.0000	0.0000	0.0000	0.0000	0.0000
Vendor	0.0000	0.0000	0.0000	0.0000	0.0000	0.0000	0.0000	0.0000	0.0000	0.0000	0.0000	0.0000	0.0000	0.0000	0.0000	0.0000
Worker	0.0000	0.0000	0.0000	0.0000	0.0000	0.0000	0.0000	0.0000	0.0000	0.0000	0.0000	0.0000	0.0000	0.0000	0.0000	0.0000
Total	**0.0000**	**0.0000**	**0.0000**	**0.0000**	**0.0000**	**0.0000**	**0.0000**	**0.0000**	**0.0000**	**0.0000**	**0.0000**	**0.0000**	**0.0000**	**0.0000**	**0.0000**	**0.0000**

Mitigated Construction On-Site

	ROG	NOx	CO	SO2	Fugitive PM10	Exhaust PM10	PM10 Total	Fugitive PM2.5	Exhaust PM2.5	PM2.5 Total	Bio- CO2	NBio- CO2	Total CO2	CH4	N2O	CO2e
Category	lb/day										lb/day					
Fugitive Dust	0.0000	0.0000	0.0000	0.0000	0.0000	0.0000	0.0000	0.0000	0.0000	0.0000	0.0000	0.0000	0.0000	0.0000	0.0000	0.0000
Off-Road	0.0000	0.0000	0.0000	0.0000	0.0000	0.0000	0.0000	0.0000	0.0000	0.0000	0.0000	0.0000	0.0000	0.0000	0.0000	0.0000
Total	**0.0000**	**0.0000**	**0.0000**	**0.0000**	**0.0000**	**0.0000**	**0.0000**	**0.0000**	**0.0000**	**0.0000**	**0.0000**	**0.0000**	**0.0000**	**0.0000**	**0.0000**	**0.0000**

3.4 Grading - 2020

Mitigated Construction Off-Site

	ROG	NOx	CO	SO2	Fugitive PM10	Exhaust PM10	PM10 Total	Fugitive PM2.5	Exhaust PM2.5	PM2.5 Total	Bio- CO2	NBio- CO2	Total CO2	CH4	N2O	CO2e
Category	lb/day										lb/day					
Hauling	0.0000	0.0000	0.0000	0.0000	0.0000	0.0000	0.0000	0.0000	0.0000	0.0000	0.0000	0.0000	0.0000	0.0000	0.0000	0.0000
Vendor	0.0000	0.0000	0.0000	0.0000	0.0000	0.0000	0.0000	0.0000	0.0000	0.0000	0.0000	0.0000	0.0000	0.0000	0.0000	0.0000
Worker	0.0000	0.0000	0.0000	0.0000	0.0000	0.0000	0.0000	0.0000	0.0000	0.0000	0.0000	0.0000	0.0000	0.0000	0.0000	0.0000
Total	**0.0000**	**0.0000**	**0.0000**	**0.0000**	**0.0000**	**0.0000**	**0.0000**	**0.0000**	**0.0000**	**0.0000**	**0.0000**	**0.0000**	**0.0000**	**0.0000**	**0.0000**	**0.0000**

3.5 Building Construction - 2020

Unmitigated Construction On-Site

	ROG	NOx	CO	SO2	Fugitive PM10	Exhaust PM10	PM10 Total	Fugitive PM2.5	Exhaust PM2.5	PM2.5 Total	Bio- CO2	NBio- CO2	Total CO2	CH4	N2O	CO2e
Category	lb/day										lb/day					
Off-Road	0.0000	0.0000	0.0000	0.0000	0.0000	0.0000	0.0000	0.0000	0.0000	0.0000	0.0000	0.0000	0.0000	0.0000	0.0000	0.0000
Total	**0.0000**	**0.0000**	**0.0000**	**0.0000**	**0.0000**	**0.0000**	**0.0000**	**0.0000**	**0.0000**	**0.0000**	**0.0000**	**0.0000**	**0.0000**	**0.0000**	**0.0000**	**0.0000**

3.5 Building Construction - 2020

Unmitigated Construction Off-Site

	ROG	NOx	CO	SO2	Fugitive PM10	Exhaust PM10	PM10 Total	Fugitive PM2.5	Exhaust PM2.5	PM2.5 Total	Bio- CO2	NBio- CO2	Total CO2	CH4	N2O	CO2e
Category	lb/day										lb/day					
Hauling	0.0000	0.0000	0.0000	0.0000	0.0000	0.0000	0.0000	0.0000	0.0000	0.0000	0.0000	0.0000	0.0000	0.0000	0.0000	0.0000
Vendor	0.0000	0.0000	0.0000	0.0000	0.0000	0.0000	0.0000	0.0000	0.0000	0.0000	0.0000	0.0000	0.0000	0.0000	0.0000	0.0000
Worker	0.0000	0.0000	0.0000	0.0000	0.0000	0.0000	0.0000	0.0000	0.0000	0.0000	0.0000	0.0000	0.0000	0.0000	0.0000	0.0000
Total	**0.0000**	**0.0000**	**0.0000**	**0.0000**	**0.0000**	**0.0000**	**0.0000**	**0.0000**	**0.0000**	**0.0000**	**0.0000**	**0.0000**	**0.0000**	**0.0000**	**0.0000**	**0.0000**

Mitigated Construction On-Site

	ROG	NOx	CO	SO2	Fugitive PM10	Exhaust PM10	PM10 Total	Fugitive PM2.5	Exhaust PM2.5	PM2.5 Total	Bio- CO2	NBio- CO2	Total CO2	CH4	N2O	CO2e
Category	lb/day										lb/day					
Off-Road	0.0000	0.0000	0.0000	0.0000	0.0000	0.0000	0.0000	0.0000	0.0000	0.0000	0.0000	0.0000	0.0000	0.0000	0.0000	0.0000
Total	**0.0000**	**0.0000**	**0.0000**	**0.0000**	**0.0000**	**0.0000**	**0.0000**	**0.0000**	**0.0000**	**0.0000**	**0.0000**	**0.0000**	**0.0000**	**0.0000**	**0.0000**	**0.0000**

3.5 Building Construction - 2020

Mitigated Construction Off-Site

	ROG	NOx	CO	SO2	Fugitive PM10	Exhaust PM10	PM10 Total	Fugitive PM2.5	Exhaust PM2.5	PM2.5 Total	Bio- CO2	NBio- CO2	Total CO2	CH4	N2O	CO2e
Category	lb/day										lb/day					
Hauling	0.0000	0.0000	0.0000	0.0000	0.0000	0.0000	0.0000	0.0000	0.0000	0.0000	0.0000	0.0000	0.0000	0.0000	0.0000	0.0000
Vendor	0.0000	0.0000	0.0000	0.0000	0.0000	0.0000	0.0000	0.0000	0.0000	0.0000	0.0000	0.0000	0.0000	0.0000	0.0000	0.0000
Worker	0.0000	0.0000	0.0000	0.0000	0.0000	0.0000	0.0000	0.0000	0.0000	0.0000	0.0000	0.0000	0.0000	0.0000	0.0000	0.0000
Total	**0.0000**	**0.0000**	**0.0000**	**0.0000**	**0.0000**	**0.0000**	**0.0000**	**0.0000**	**0.0000**	**0.0000**	**0.0000**	**0.0000**	**0.0000**	**0.0000**	**0.0000**	**0.0000**

3.6 Paving - 2020

Unmitigated Construction On-Site

	ROG	NOx	CO	SO2	Fugitive PM10	Exhaust PM10	PM10 Total	Fugitive PM2.5	Exhaust PM2.5	PM2.5 Total	Bio- CO2	NBio- CO2	Total CO2	CH4	N2O	CO2e
Category	lb/day										lb/day					
Off-Road	0.0000	0.0000	0.0000	0.0000	0.0000	0.0000	0.0000	0.0000	0.0000	0.0000	0.0000	0.0000	0.0000	0.0000	0.0000	0.0000
Paving	0.0000	0.0000	0.0000	0.0000	0.0000	0.0000	0.0000	0.0000	0.0000	0.0000	0.0000	0.0000	0.0000	0.0000	0.0000	0.0000
Total	**0.0000**	**0.0000**	**0.0000**	**0.0000**	**0.0000**	**0.0000**	**0.0000**	**0.0000**	**0.0000**	**0.0000**	**0.0000**	**0.0000**	**0.0000**	**0.0000**	**0.0000**	**0.0000**

3.6 Paving - 2020

Unmitigated Construction Off-Site

	ROG	NOx	CO	SO2	Fugitive PM10	Exhaust PM10	PM10 Total	Fugitive PM2.5	Exhaust PM2.5	PM2.5 Total	Bio- CO2	NBio- CO2	Total CO2	CH4	N2O	CO2e
Category	lb/day										lb/day					
Hauling	0.0000	0.0000	0.0000	0.0000	0.0000	0.0000	0.0000	0.0000	0.0000	0.0000	0.0000	0.0000	0.0000	0.0000	0.0000	0.0000
Vendor	0.0000	0.0000	0.0000	0.0000	0.0000	0.0000	0.0000	0.0000	0.0000	0.0000	0.0000	0.0000	0.0000	0.0000	0.0000	0.0000
Worker	0.0000	0.0000	0.0000	0.0000	0.0000	0.0000	0.0000	0.0000	0.0000	0.0000	0.0000	0.0000	0.0000	0.0000	0.0000	0.0000
Total	**0.0000**	**0.0000**	**0.0000**	**0.0000**	**0.0000**	**0.0000**	**0.0000**	**0.0000**	**0.0000**	**0.0000**	**0.0000**	**0.0000**	**0.0000**	**0.0000**	**0.0000**	**0.0000**

Mitigated Construction On-Site

	ROG	NOx	CO	SO2	Fugitive PM10	Exhaust PM10	PM10 Total	Fugitive PM2.5	Exhaust PM2.5	PM2.5 Total	Bio- CO2	NBio- CO2	Total CO2	CH4	N2O	CO2e
Category	lb/day										lb/day					
Off-Road	0.0000	0.0000	0.0000	0.0000	0.0000	0.0000	0.0000	0.0000	0.0000	0.0000	0.0000	0.0000	0.0000	0.0000	0.0000	0.0000
Paving	0.0000	0.0000	0.0000	0.0000	0.0000	0.0000	0.0000	0.0000	0.0000	0.0000	0.0000	0.0000	0.0000	0.0000	0.0000	0.0000
Total	**0.0000**	**0.0000**	**0.0000**	**0.0000**	**0.0000**	**0.0000**	**0.0000**	**0.0000**	**0.0000**	**0.0000**	**0.0000**	**0.0000**	**0.0000**	**0.0000**	**0.0000**	**0.0000**

3.6 Paving - 2020

Mitigated Construction Off-Site

	ROG	NOx	CO	SO2	Fugitive PM10	Exhaust PM10	PM10 Total	Fugitive PM2.5	Exhaust PM2.5	PM2.5 Total	Bio- CO2	NBio- CO2	Total CO2	CH4	N2O	CO2e
Category	lb/day										lb/day					
Hauling	0.0000	0.0000	0.0000	0.0000	0.0000	0.0000	0.0000	0.0000	0.0000	0.0000	0.0000	0.0000	0.0000	0.0000	0.0000	0.0000
Vendor	0.0000	0.0000	0.0000	0.0000	0.0000	0.0000	0.0000	0.0000	0.0000	0.0000	0.0000	0.0000	0.0000	0.0000	0.0000	0.0000
Worker	0.0000	0.0000	0.0000	0.0000	0.0000	0.0000	0.0000	0.0000	0.0000	0.0000	0.0000	0.0000	0.0000	0.0000	0.0000	0.0000
Total	**0.0000**	**0.0000**	**0.0000**	**0.0000**	**0.0000**	**0.0000**	**0.0000**	**0.0000**	**0.0000**	**0.0000**	**0.0000**	**0.0000**	**0.0000**	**0.0000**	**0.0000**	**0.0000**

3.7 Architectural Coating - 2020

Unmitigated Construction On-Site

	ROG	NOx	CO	SO2	Fugitive PM10	Exhaust PM10	PM10 Total	Fugitive PM2.5	Exhaust PM2.5	PM2.5 Total	Bio- CO2	NBio- CO2	Total CO2	CH4	N2O	CO2e
Category	lb/day										lb/day					
Archit. Coating	0.0000	0.0000	0.0000	0.0000	0.0000	0.0000	0.0000	0.0000	0.0000	0.0000	0.0000	0.0000	0.0000	0.0000	0.0000	0.0000
Off-Road	0.0000	0.0000	0.0000	0.0000	0.0000	0.0000	0.0000	0.0000	0.0000	0.0000	0.0000	0.0000	0.0000	0.0000	0.0000	0.0000
Total	**0.0000**	**0.0000**	**0.0000**	**0.0000**	**0.0000**	**0.0000**	**0.0000**	**0.0000**	**0.0000**	**0.0000**	**0.0000**	**0.0000**	**0.0000**	**0.0000**	**0.0000**	**0.0000**

3.7 Architectural Coating - 2020

Unmitigated Construction Off-Site

	ROG	NOx	CO	SO2	Fugitive PM10	Exhaust PM10	PM10 Total	Fugitive PM2.5	Exhaust PM2.5	PM2.5 Total	Bio- CO2	NBio- CO2	Total CO2	CH4	N2O	CO2e
Category	lb/day										lb/day					
Hauling	0.0000	0.0000	0.0000	0.0000	0.0000	0.0000	0.0000	0.0000	0.0000	0.0000	0.0000	0.0000	0.0000	0.0000	0.0000	0.0000
Vendor	0.0000	0.0000	0.0000	0.0000	0.0000	0.0000	0.0000	0.0000	0.0000	0.0000	0.0000	0.0000	0.0000	0.0000	0.0000	0.0000
Worker	0.0000	0.0000	0.0000	0.0000	0.0000	0.0000	0.0000	0.0000	0.0000	0.0000	0.0000	0.0000	0.0000	0.0000	0.0000	0.0000
Total	**0.0000**	**0.0000**	**0.0000**	**0.0000**	**0.0000**	**0.0000**	**0.0000**	**0.0000**	**0.0000**	**0.0000**	**0.0000**	**0.0000**	**0.0000**	**0.0000**	**0.0000**	**0.0000**

Mitigated Construction On-Site

	ROG	NOx	CO	SO2	Fugitive PM10	Exhaust PM10	PM10 Total	Fugitive PM2.5	Exhaust PM2.5	PM2.5 Total	Bio- CO2	NBio- CO2	Total CO2	CH4	N2O	CO2e
Category	lb/day										lb/day					
Archit. Coating	0.0000	0.0000	0.0000	0.0000	0.0000	0.0000	0.0000	0.0000	0.0000	0.0000	0.0000	0.0000	0.0000	0.0000	0.0000	0.0000
Off-Road	0.0000	0.0000	0.0000	0.0000	0.0000	0.0000	0.0000	0.0000	0.0000	0.0000	0.0000	0.0000	0.0000	0.0000	0.0000	0.0000
Total	**0.0000**	**0.0000**	**0.0000**	**0.0000**	**0.0000**	**0.0000**	**0.0000**	**0.0000**	**0.0000**	**0.0000**	**0.0000**	**0.0000**	**0.0000**	**0.0000**	**0.0000**	**0.0000**

3.7 Architectural Coating - 2020

Mitigated Construction Off-Site

	ROG	NOx	CO	SO2	Fugitive PM10	Exhaust PM10	PM10 Total	Fugitive PM2.5	Exhaust PM2.5	PM2.5 Total	Bio- CO2	NBio- CO2	Total CO2	CH4	N2O	CO2e
Category	lb/day										lb/day					
Hauling	0.0000	0.0000	0.0000	0.0000	0.0000	0.0000	0.0000	0.0000	0.0000	0.0000	0.0000	0.0000	0.0000	0.0000	0.0000	0.0000
Vendor	0.0000	0.0000	0.0000	0.0000	0.0000	0.0000	0.0000	0.0000	0.0000	0.0000	0.0000	0.0000	0.0000	0.0000	0.0000	0.0000
Worker	0.0000	0.0000	0.0000	0.0000	0.0000	0.0000	0.0000	0.0000	0.0000	0.0000	0.0000	0.0000	0.0000	0.0000	0.0000	0.0000
Total	**0.0000**	**0.0000**	**0.0000**	**0.0000**	**0.0000**	**0.0000**	**0.0000**	**0.0000**	**0.0000**	**0.0000**	**0.0000**	**0.0000**	**0.0000**	**0.0000**	**0.0000**	**0.0000**

4.0 Operational Detail - Mobile

4.1 Mitigation Measures Mobile

	ROG	NOx	CO	SO2	Fugitive PM10	Exhaust PM10	PM10 Total	Fugitive PM2.5	Exhaust PM2.5	PM2.5 Total	Bio- CO2	NBio- CO2	Total CO2	CH4	N2O	CO2e
Category	lb/day										lb/day					
Mitigated	16.8006	91.6268	356.8326	1.6825	207.1756	1.0705	208.2461	55.3246	0.9961	56.3207		171,291.8451	171,291.8451	5.7424		171,435.4037
Unmitigated	16.8006	91.6268	356.8326	1.6825	207.1756	1.0705	208.2461	55.3246	0.9961	56.3207		171,291.8451	171,291.8451	5.7424		171,435.4037

4.2 Trip Summary Information

	Average Daily Trip Rate			Unmitigated	Mitigated
Land Use	Weekday	Saturday	Sunday	Annual VMT	Annual VMT
Hospital	4,221.20	0.00	0.00	69,882,059	69,882,059
Total	4,221.20	0.00	0.00	69,882,059	69,882,059

4.3 Trip Type Information

	Miles			Trip %			Trip Purpose %		
Land Use	H-W or C-W	H-S or C-C	H-O or C-NW	H-W or C-W	H-S or C-C	H-O or C-NW	Primary	Diverted	Pass-by
Hospital	100.00	40.46	46.99	64.90	16.10	19.00	73	25	2

4.4 Fleet Mix

Land Use	LDA	LDT1	LDT2	MDV	LHD1	LHD2	MHD	HHD	OBUS	UBUS	MCY	SBUS	MH
Hospital	0.576778	0.034729	0.211659	0.106131	0.012287	0.004450	0.018380	0.025480	0.001877	0.001519	0.005480	0.000610	0.000618

5.0 Energy Detail

Historical Energy Use: N

5.1 Mitigation Measures Energy

	ROG	NOx	CO	SO2	Fugitive PM10	Exhaust PM10	PM10 Total	Fugitive PM2.5	Exhaust PM2.5	PM2.5 Total	Bio- CO2	NBio- CO2	Total CO2	CH4	N2O	CO2e
Category	lb/day										lb/day					
NaturalGas Mitigated	0.0000	0.0000	0.0000	0.0000		0.0000	0.0000		0.0000	0.0000		0.0000	0.0000	0.0000	0.0000	0.0000
NaturalGas Unmitigated	0.0000	0.0000	0.0000	0.0000		0.0000	0.0000		0.0000	0.0000		0.0000	0.0000	0.0000	0.0000	0.0000

5.2 Energy by Land Use - NaturalGas

Unmitigated

	NaturalGas Use	ROG	NOx	CO	SO2	Fugitive PM10	Exhaust PM10	PM10 Total	Fugitive PM2.5	Exhaust PM2.5	PM2.5 Total	Bio- CO2	NBio- CO2	Total CO2	CH4	N2O	CO2e
Land Use	kBTU/yr	lb/day										lb/day					
Hospital	0	0.0000	0.0000	0.0000	0.0000		0.0000	0.0000		0.0000	0.0000		0.0000	0.0000	0.0000	0.0000	0.0000
Total		**0.0000**	**0.0000**	**0.0000**	**0.0000**		**0.0000**	**0.0000**		**0.0000**	**0.0000**		**0.0000**	**0.0000**	**0.0000**	**0.0000**	**0.0000**

5.2 Energy by Land Use - NaturalGas

Mitigated

	NaturalGas Use	ROG	NOx	CO	SO2	Fugitive PM10	Exhaust PM10	PM10 Total	Fugitive PM2.5	Exhaust PM2.5	PM2.5 Total	Bio- CO2	NBio- CO2	Total CO2	CH4	N2O	CO2e
Land Use	kBTU/yr	lb/day										lb/day					
Hospital	0	0.0000	0.0000	0.0000	0.0000		0.0000	0.0000		0.0000	0.0000		0.0000	0.0000	0.0000	0.0000	0.0000
Total		**0.0000**	**0.0000**	**0.0000**	**0.0000**		**0.0000**	**0.0000**		**0.0000**	**0.0000**		**0.0000**	**0.0000**	**0.0000**	**0.0000**	**0.0000**

6.0 Area Detail

6.1 Mitigation Measures Area

	ROG	NOx	CO	SO2	Fugitive PM10	Exhaust PM10	PM10 Total	Fugitive PM2.5	Exhaust PM2.5	PM2.5 Total	Bio- CO2	NBio- CO2	Total CO2	CH4	N2O	CO2e
Category	lb/day										lb/day					
Mitigated	0.0214	0.0000	1.0000e-004	0.0000		0.0000	0.0000		0.0000	0.0000		2.2000e-004	2.2000e-004	0.0000		2.3000e-004
Unmitigated	0.0214	0.0000	1.0000e-004	0.0000		0.0000	0.0000		0.0000	0.0000		2.2000e-004	2.2000e-004	0.0000		2.3000e-004

6.2 Area by SubCategory

Unmitigated

	ROG	NOx	CO	SO2	Fugitive PM10	Exhaust PM10	PM10 Total	Fugitive PM2.5	Exhaust PM2.5	PM2.5 Total	Bio- CO2	NBio- CO2	Total CO2	CH4	N2O	CO2e
SubCategory	lb/day										lb/day					
Architectural Coating	0.0000					0.0000	0.0000		0.0000	0.0000			0.0000			0.0000
Consumer Products	0.0214					0.0000	0.0000		0.0000	0.0000			0.0000			0.0000
Landscaping	1.0000e-005	0.0000	1.0000e-004	0.0000		0.0000	0.0000		0.0000	0.0000		2.2000e-004	2.2000e-004	0.0000		2.3000e-004
Total	**0.0214**	**0.0000**	**1.0000e-004**	**0.0000**		**0.0000**	**0.0000**		**0.0000**	**0.0000**		**2.2000e-004**	**2.2000e-004**	**0.0000**		**2.3000e-004**

Mitigated

	ROG	NOx	CO	SO2	Fugitive PM10	Exhaust PM10	PM10 Total	Fugitive PM2.5	Exhaust PM2.5	PM2.5 Total	Bio- CO2	NBio- CO2	Total CO2	CH4	N2O	CO2e
SubCategory	lb/day										lb/day					
Architectural Coating	0.0000					0.0000	0.0000		0.0000	0.0000			0.0000			0.0000
Consumer Products	0.0214					0.0000	0.0000		0.0000	0.0000			0.0000			0.0000
Landscaping	1.0000e-005	0.0000	1.0000e-004	0.0000		0.0000	0.0000		0.0000	0.0000		2.2000e-004	2.2000e-004	0.0000		2.3000e-004
Total	**0.0214**	**0.0000**	**1.0000e-004**	**0.0000**		**0.0000**	**0.0000**		**0.0000**	**0.0000**		**2.2000e-004**	**2.2000e-004**	**0.0000**		**2.3000e-004**

7.0 Water Detail

7.1 Mitigation Measures Water

8.0 Waste Detail

8.1 Mitigation Measures Waste

9.0 Operational Offroad

Equipment Type	Number	Hours/Day	Days/Year	Horse Power	Load Factor	Fuel Type

10.0 Stationary Equipment

Fire Pumps and Emergency Generators

Equipment Type	Number	Hours/Day	Hours/Year	Horse Power	Load Factor	Fuel Type

Boilers

Equipment Type	Number	Heat Input/Day	Heat Input/Year	Boiler Rating	Fuel Type

User Defined Equipment

Equipment Type	Number

11.0 Vegetation

CNU Mobile without TDM with EMFAC Adjustment

Sacramento County, Annual

1.0 Project Characteristics

1.1 Land Usage

Land Uses	Size	Metric	Lot Acreage	Floor Surface Area	Population
Hospital	1.00	1000sqft	0.02	1,000.00	0

1.2 Other Project Characteristics

Urbanization	Urban	**Wind Speed (m/s)**	3.5	**Precipitation Freq (Days)**	58
Climate Zone	6			**Operational Year**	2030
Utility Company	Sacramento Municipal Utility District				
CO2 Intensity (lb/MWhr)	590.31	**CH4 Intensity (lb/MWhr)**	0.029	**N2O Intensity (lb/MWhr)**	0.006

1.3 User Entered Comments & Non-Default Data

Project Characteristics -

Land Use -

Construction Phase - Mobile sector only

Off-road Equipment - Mobile sector only

Off-road Equipment - Mobile sector only

Off-road Equipment - Mobile sector only

Off-road Equipment - Mobile sector only

Off-road Equipment - Mobile sector only

Off-road Equipment - Mobile sector only

Grading -

Architectural Coating - Mobile sector only

Vehicle Trips - Trip rates and lengths adjusted to match traffic study VMT and trip generation estimates

Consumer Products - Mobile sector only

Area Coating - Mobile sector only

Landscape Equipment - Mobile sector only

Energy Use - Mobile sector only

Water And Wastewater - Mobile sector only

Solid Waste - Mobile sector only

Table Name	Column Name	Default Value	New Value
tblArchitecturalCoating	ConstArea_Nonresidential_Exterior	500.00	0.00
tblArchitecturalCoating	ConstArea_Nonresidential_Interior	1,500.00	0.00
tblAreaCoating	Area_Nonresidential_Exterior	500	0
tblAreaCoating	Area_Nonresidential_Interior	1500	0
tblConstructionPhase	NumDays	5.00	0.00
tblConstructionPhase	NumDays	100.00	0.00
tblConstructionPhase	NumDays	10.00	0.00

tblConstructionPhase	NumDays	2.00	0.00
tblConstructionPhase	NumDays	5.00	0.00
tblConstructionPhase	NumDays	1.00	0.00
tblEnergyUse	LightingElect	4.98	0.00
tblEnergyUse	NT24E	6.17	0.00
tblEnergyUse	NT24NG	9.61	0.00
tblEnergyUse	T24E	9.18	0.00
tblEnergyUse	T24NG	57.91	0.00
tblOffRoadEquipment	OffRoadEquipmentUnitAmount	1.00	0.00
tblOffRoadEquipment	OffRoadEquipmentUnitAmount	4.00	0.00
tblOffRoadEquipment	OffRoadEquipmentUnitAmount	1.00	0.00
tblOffRoadEquipment	OffRoadEquipmentUnitAmount	1.00	0.00
tblOffRoadEquipment	OffRoadEquipmentUnitAmount	1.00	0.00
tblOffRoadEquipment	OffRoadEquipmentUnitAmount	2.00	0.00
tblOffRoadEquipment	OffRoadEquipmentUnitAmount	1.00	0.00
tblOffRoadEquipment	OffRoadEquipmentUnitAmount	1.00	0.00
tblOffRoadEquipment	OffRoadEquipmentUnitAmount	1.00	0.00
tblOffRoadEquipment	OffRoadEquipmentUnitAmount	1.00	0.00
tblOffRoadEquipment	OffRoadEquipmentUnitAmount	1.00	0.00
tblOffRoadEquipment	OffRoadEquipmentUnitAmount	2.00	0.00
tblOffRoadEquipment	OffRoadEquipmentUnitAmount	2.00	0.00
tblOffRoadEquipment	OffRoadEquipmentUnitAmount	2.00	0.00
tblOffRoadEquipment	OffRoadEquipmentUnitAmount	1.00	0.00
tblOffRoadEquipment	OffRoadEquipmentUnitAmount	1.00	0.00
tblSolidWaste	SolidWasteGenerationRate	10.80	0.00
tblVehicleEF	LDA	0.38	0.39
tblVehicleEF	LDA	0.66	0.67

tblVehicleEF	LDA	0.03	0.03
tblVehicleEF	LDA	0.03	0.03
tblVehicleEF	LDA	1.2310e-003	1.2630e-003
tblVehicleEF	LDA	1.8680e-003	1.9166e-003
tblVehicleEF	LDA	1.1330e-003	1.1625e-003
tblVehicleEF	LDA	1.7180e-003	1.7627e-003
tblVehicleEF	LDA	5.3790e-003	5.3951e-003
tblVehicleEF	LDA	0.03	0.03
tblVehicleEF	LDA	0.03	0.03
tblVehicleEF	LDA	7.8250e-003	7.8485e-003
tblVehicleEF	LDA	0.03	0.03
tblVehicleEF	LDA	0.03	0.03
tblVehicleEF	LDA	0.49	0.49
tblVehicleEF	LDA	0.54	0.55
tblVehicleEF	LDA	0.02	0.02
tblVehicleEF	LDA	0.03	0.03
tblVehicleEF	LDA	1.2310e-003	1.2630e-003
tblVehicleEF	LDA	1.8680e-003	1.9166e-003
tblVehicleEF	LDA	1.1330e-003	1.1625e-003
tblVehicleEF	LDA	1.7180e-003	1.7627e-003
tblVehicleEF	LDA	6.2730e-003	6.2918e-003
tblVehicleEF	LDA	0.03	0.03
tblVehicleEF	LDA	0.03	0.03
tblVehicleEF	LDA	9.1290e-003	9.1564e-003
tblVehicleEF	LDA	0.03	0.03
tblVehicleEF	LDA	0.03	0.03
tblVehicleEF	LDA	0.36	0.36

tblVehicleEF	LDA	0.82	0.83
tblVehicleEF	LDA	0.03	0.03
tblVehicleEF	LDA	0.03	0.04
tblVehicleEF	LDA	1.2310e-003	1.2630e-003
tblVehicleEF	LDA	1.8680e-003	1.9166e-003
tblVehicleEF	LDA	1.1330e-003	1.1625e-003
tblVehicleEF	LDA	1.7180e-003	1.7627e-003
tblVehicleEF	LDA	5.0820e-003	5.0972e-003
tblVehicleEF	LDA	0.04	0.04
tblVehicleEF	LDA	0.04	0.04
tblVehicleEF	LDA	7.3920e-003	7.4142e-003
tblVehicleEF	LDA	0.04	0.04
tblVehicleEF	LDA	0.04	0.04
tblVehicleEF	LDT1	0.65	0.66
tblVehicleEF	LDT1	1.46	1.49
tblVehicleEF	LDT1	0.06	0.06
tblVehicleEF	LDT1	0.08	0.08
tblVehicleEF	LDT1	1.6240e-003	1.6662e-003
tblVehicleEF	LDT1	2.3930e-003	2.4552e-003
tblVehicleEF	LDT1	1.4950e-003	1.5339e-003
tblVehicleEF	LDT1	2.2000e-003	2.2572e-003
tblVehicleEF	LDT1	0.01	0.01
tblVehicleEF	LDT1	0.11	0.11
tblVehicleEF	LDT1	0.09	0.09
tblVehicleEF	LDT1	0.02	0.02
tblVehicleEF	LDT1	0.11	0.11
tblVehicleEF	LDT1	0.10	0.10

tblVehicleEF	LDT1	0.82	0.84
tblVehicleEF	LDT1	1.20	1.22
tblVehicleEF	LDT1	0.05	0.05
tblVehicleEF	LDT1	0.07	0.07
tblVehicleEF	LDT1	1.6240e-003	1.6662e-003
tblVehicleEF	LDT1	2.3930e-003	2.4552e-003
tblVehicleEF	LDT1	1.4950e-003	1.5339e-003
tblVehicleEF	LDT1	2.2000e-003	2.2572e-003
tblVehicleEF	LDT1	0.01	0.01
tblVehicleEF	LDT1	0.11	0.11
tblVehicleEF	LDT1	0.07	0.07
tblVehicleEF	LDT1	0.02	0.02
tblVehicleEF	LDT1	0.11	0.11
tblVehicleEF	LDT1	0.08	0.08
tblVehicleEF	LDT1	0.62	0.63
tblVehicleEF	LDT1	1.83	1.86
tblVehicleEF	LDT1	0.06	0.06
tblVehicleEF	LDT1	0.09	0.09
tblVehicleEF	LDT1	1.6240e-003	1.6662e-003
tblVehicleEF	LDT1	2.3930e-003	2.4552e-003
tblVehicleEF	LDT1	1.4950e-003	1.5339e-003
tblVehicleEF	LDT1	2.2000e-003	2.2572e-003
tblVehicleEF	LDT1	0.01	0.01
tblVehicleEF	LDT1	0.14	0.14
tblVehicleEF	LDT1	0.11	0.11
tblVehicleEF	LDT1	0.02	0.02
tblVehicleEF	LDT1	0.14	0.14

tblVehicleEF	LDT1	0.12	0.12
tblVehicleEF	LDT2	0.56	0.57
tblVehicleEF	LDT2	1.00	1.01
tblVehicleEF	LDT2	0.04	0.04
tblVehicleEF	LDT2	0.06	0.06
tblVehicleEF	LDT2	1.3880e-003	1.4241e-003
tblVehicleEF	LDT2	2.0850e-003	2.1392e-003
tblVehicleEF	LDT2	1.2770e-003	1.3102e-003
tblVehicleEF	LDT2	1.9170e-003	1.9668e-003
tblVehicleEF	LDT2	8.3500e-003	8.3751e-003
tblVehicleEF	LDT2	0.06	0.06
tblVehicleEF	LDT2	0.05	0.05
tblVehicleEF	LDT2	0.01	0.01
tblVehicleEF	LDT2	0.06	0.06
tblVehicleEF	LDT2	0.06	0.06
tblVehicleEF	LDT2	0.71	0.73
tblVehicleEF	LDT2	0.83	0.84
tblVehicleEF	LDT2	0.04	0.04
tblVehicleEF	LDT2	0.06	0.06
tblVehicleEF	LDT2	1.3880e-003	1.4241e-003
tblVehicleEF	LDT2	2.0850e-003	2.1392e-003
tblVehicleEF	LDT2	1.2770e-003	1.3102e-003
tblVehicleEF	LDT2	1.9170e-003	1.9668e-003
tblVehicleEF	LDT2	9.7260e-003	9.7552e-003
tblVehicleEF	LDT2	0.06	0.06
tblVehicleEF	LDT2	0.04	0.04
tblVehicleEF	LDT2	0.01	0.01

tblVehicleEF	LDT2	0.06	0.06
tblVehicleEF	LDT2	0.05	0.05
tblVehicleEF	LDT2	0.53	0.54
tblVehicleEF	LDT2	1.23	1.24
tblVehicleEF	LDT2	0.05	0.05
tblVehicleEF	LDT2	0.07	0.07
tblVehicleEF	LDT2	1.3880e-003	1.4241e-003
tblVehicleEF	LDT2	2.0850e-003	2.1392e-003
tblVehicleEF	LDT2	1.2770e-003	1.3102e-003
tblVehicleEF	LDT2	1.9170e-003	1.9668e-003
tblVehicleEF	LDT2	7.8910e-003	7.9147e-003
tblVehicleEF	LDT2	0.07	0.07
tblVehicleEF	LDT2	0.06	0.06
tblVehicleEF	LDT2	0.01	0.01
tblVehicleEF	LDT2	0.07	0.07
tblVehicleEF	LDT2	0.07	0.07
tblVehicleEF	MDV	0.75	0.76
tblVehicleEF	MDV	1.73	1.76
tblVehicleEF	MDV	0.07	0.07
tblVehicleEF	MDV	0.13	0.13
tblVehicleEF	MDV	1.4450e-003	1.4826e-003
tblVehicleEF	MDV	2.1530e-003	2.2090e-003
tblVehicleEF	MDV	1.3310e-003	1.3656e-003
tblVehicleEF	MDV	1.9800e-003	2.0315e-003
tblVehicleEF	MDV	0.01	0.01
tblVehicleEF	MDV	0.10	0.10
tblVehicleEF	MDV	0.12	0.12

tblVehicleEF	MDV	0.02	0.02
tblVehicleEF	MDV	0.10	0.10
tblVehicleEF	MDV	0.13	0.13
tblVehicleEF	MDV	0.95	0.97
tblVehicleEF	MDV	1.43	1.45
tblVehicleEF	MDV	0.07	0.07
tblVehicleEF	MDV	0.12	0.12
tblVehicleEF	MDV	1.4450e-003	1.4826e-003
tblVehicleEF	MDV	2.1530e-003	2.2090e-003
tblVehicleEF	MDV	1.3310e-003	1.3656e-003
tblVehicleEF	MDV	1.9800e-003	2.0315e-003
tblVehicleEF	MDV	0.02	0.02
tblVehicleEF	MDV	0.10	0.10
tblVehicleEF	MDV	0.10	0.10
tblVehicleEF	MDV	0.02	0.02
tblVehicleEF	MDV	0.10	0.10
tblVehicleEF	MDV	0.10	0.11
tblVehicleEF	MDV	0.71	0.72
tblVehicleEF	MDV	2.15	2.18
tblVehicleEF	MDV	0.08	0.08
tblVehicleEF	MDV	0.15	0.15
tblVehicleEF	MDV	1.4450e-003	1.4826e-003
tblVehicleEF	MDV	2.1530e-003	2.2090e-003
tblVehicleEF	MDV	1.3310e-003	1.3656e-003
tblVehicleEF	MDV	1.9800e-003	2.0315e-003
tblVehicleEF	MDV	0.01	0.01
tblVehicleEF	MDV	0.12	0.12

tblVehicleEF	MDV	0.14	0.14
tblVehicleEF	MDV	0.02	0.02
tblVehicleEF	MDV	0.12	0.12
tblVehicleEF	MDV	0.15	0.15
tblVehicleTrips	CC_TL	5.00	40.46
tblVehicleTrips	CNW_TL	6.50	46.99
tblVehicleTrips	CW_TL	10.00	100.00
tblVehicleTrips	ST_TR	10.18	0.00
tblVehicleTrips	SU_TR	8.91	0.00
tblVehicleTrips	WD_TR	13.22	4,221.20
tblWater	IndoorWaterUseRate	125,480.54	0.00
tblWater	OutdoorWaterUseRate	23,901.05	0.00

2.0 Emissions Summary

2.1 Overall Construction

Unmitigated Construction

	ROG	NOx	CO	SO2	Fugitive PM10	Exhaust PM10	PM10 Total	Fugitive PM2.5	Exhaust PM2.5	PM2.5 Total	Bio- CO2	NBio- CO2	Total CO2	CH4	N2O	CO2e
Year	tons/yr										MT/yr					
2020	0.0000	0.0000	0.0000	0.0000	0.0000	0.0000	0.0000	0.0000	0.0000	0.0000	0.0000	0.0000	0.0000	0.0000	0.0000	0.0000
Maximum	**0.0000**	**0.0000**	**0.0000**	**0.0000**	**0.0000**	**0.0000**	**0.0000**	**0.0000**	**0.0000**	**0.0000**	**0.0000**	**0.0000**	**0.0000**	**0.0000**	**0.0000**	**0.0000**

Mitigated Construction

	ROG	NOx	CO	SO2	Fugitive PM10	Exhaust PM10	PM10 Total	Fugitive PM2.5	Exhaust PM2.5	PM2.5 Total	Bio- CO2	NBio- CO2	Total CO2	CH4	N2O	CO2e
Year	tons/yr										MT/yr					
2020	0.0000	0.0000	0.0000	0.0000	0.0000	0.0000	0.0000	0.0000	0.0000	0.0000	0.0000	0.0000	0.0000	0.0000	0.0000	0.0000
Maximum	**0.0000**	**0.0000**	**0.0000**	**0.0000**	**0.0000**	**0.0000**	**0.0000**	**0.0000**	**0.0000**	**0.0000**	**0.0000**	**0.0000**	**0.0000**	**0.0000**	**0.0000**	**0.0000**

	ROG	**NOx**	**CO**	**SO2**	**Fugitive PM10**	**Exhaust PM10**	**PM10 Total**	**Fugitive PM2.5**	**Exhaust PM2.5**	**PM2.5 Total**	**Bio- CO2**	**NBio-CO2**	**Total CO2**	**CH4**	**N20**	**CO2e**
Percent Reduction	**0.00**	**0.00**	**0.00**	**0.00**	**0.00**	**0.00**	**0.00**	**0.00**	**0.00**	**0.00**	**0.00**	**0.00**	**0.00**	**0.00**	**0.00**	**0.00**

Quarter	Start Date	End Date	Maximum Unmitigated ROG + NOX (tons/quarter)	Maximum Mitigated ROG + NOX (tons/quarter)
		Highest		

2.2 Overall Operational

Unmitigated Operational

	ROG	NOx	CO	SO2	Fugitive PM10	Exhaust PM10	PM10 Total	Fugitive PM2.5	Exhaust PM2.5	PM2.5 Total	Bio- CO2	NBio- CO2	Total CO2	CH4	N2O	CO2e
Category	tons/yr										MT/yr					
Area	3.9100e-003	0.0000	1.0000e-005	0.0000		0.0000	0.0000		0.0000	0.0000	0.0000	2.0000e-005	2.0000e-005	0.0000	0.0000	3.0000e-005
Energy	0.0000	0.0000	0.0000	0.0000		0.0000	0.0000		0.0000	0.0000	0.0000	0.0000	0.0000	0.0000	0.0000	0.0000
Mobile	2.2085	11.3974	47.2097	0.2233	26.0152	0.1389	26.1542	6.9670	0.1293	7.0963	0.0000	20,618.6589	20,618.6589	0.6771	0.0000	20,635.5859
Waste						0.0000	0.0000		0.0000	0.0000	0.0000	0.0000	0.0000	0.0000	0.0000	0.0000
Water						0.0000	0.0000		0.0000	0.0000	0.0000	0.0000	0.0000	0.0000	0.0000	0.0000
Total	**2.2124**	**11.3974**	**47.2097**	**0.2233**	**26.0152**	**0.1389**	**26.1542**	**6.9670**	**0.1293**	**7.0963**	**0.0000**	**20,618.6589**	**20,618.6589**	**0.6771**	**0.0000**	**20,635.5859**

2.2 Overall Operational

Mitigated Operational

	ROG	NOx	CO	SO2	Fugitive PM10	Exhaust PM10	PM10 Total	Fugitive PM2.5	Exhaust PM2.5	PM2.5 Total	Bio- CO2	NBio- CO2	Total CO2	CH4	N2O	CO2e
Category	tons/yr										MT/yr					
Area	3.9100e-003	0.0000	1.0000e-005	0.0000		0.0000	0.0000		0.0000	0.0000	0.0000	2.0000e-005	2.0000e-005	0.0000	0.0000	3.0000e-005
Energy	0.0000	0.0000	0.0000	0.0000		0.0000	0.0000		0.0000	0.0000	0.0000	0.0000	0.0000	0.0000	0.0000	0.0000
Mobile	2.2085	11.3974	47.2097	0.2233	26.0152	0.1389	26.1542	6.9670	0.1293	7.0963	0.0000	20,618.6589	20,618.6589	0.6771	0.0000	20,635.5859
Waste						0.0000	0.0000		0.0000	0.0000	0.0000	0.0000	0.0000	0.0000	0.0000	0.0000
Water						0.0000	0.0000		0.0000	0.0000	0.0000	0.0000	0.0000	0.0000	0.0000	0.0000
Total	**2.2124**	**11.3974**	**47.2097**	**0.2233**	**26.0152**	**0.1389**	**26.1542**	**6.9670**	**0.1293**	**7.0963**	**0.0000**	**20,618.6589**	**20,618.6589**	**0.6771**	**0.0000**	**20,635.5859**

	ROG	NOx	CO	SO2	Fugitive PM10	Exhaust PM10	PM10 Total	Fugitive PM2.5	Exhaust PM2.5	PM2.5 Total	Bio- CO2	NBio-CO2	Total CO2	CH4	N20	CO2e
Percent Reduction	**0.00**	**0.00**	**0.00**	**0.00**	**0.00**	**0.00**	**0.00**	**0.00**	**0.00**	**0.00**	**0.00**	**0.00**	**0.00**	**0.00**	**0.00**	**0.00**

3.0 Construction Detail

Construction Phase

Phase Number	Phase Name	Phase Type	Start Date	End Date	Num Days Week	Num Days	Phase Description
1	Demolition	Demolition	4/6/2020	4/5/2020	5	0	
2	Site Preparation	Site Preparation	4/18/2020	4/17/2020	5	0	
3	Grading	Grading	4/21/2020	4/20/2020	5	0	
4	Building Construction	Building Construction	4/23/2020	4/22/2020	5	0	
5	Paving	Paving	9/10/2020	9/9/2020	5	0	
6	Architectural Coating	Architectural Coating	9/17/2020	9/16/2020	5	0	

Acres of Grading (Site Preparation Phase): 0

Acres of Grading (Grading Phase): 0

Acres of Paving: 0

Residential Indoor: 0; Residential Outdoor: 0; Non-Residential Indoor: 0; Non-Residential Outdoor: 0; Striped Parking Area: 0 (Architectural Coating – sqft)

OffRoad Equipment

CNU Mobile without TDM with EMFAC Adjustment - Sacramento County, Annual

Phase Name	Offroad Equipment Type	Amount	Usage Hours	Horse Power	Load Factor
Demolition	Concrete/Industrial Saws	0	8.00	81	0.73
Demolition	Rubber Tired Dozers	0	1.00	247	0.40
Demolition	Tractors/Loaders/Backhoes	0	6.00	97	0.37
Site Preparation	Graders	0	8.00	187	0.41
Site Preparation	Tractors/Loaders/Backhoes	0	8.00	97	0.37
Grading	Concrete/Industrial Saws	0	8.00	81	0.73
Grading	Rubber Tired Dozers	0	1.00	247	0.40
Grading	Tractors/Loaders/Backhoes	0	6.00	97	0.37
Building Construction	Cranes	0	4.00	231	0.29
Building Construction	Forklifts	0	6.00	89	0.20
Building Construction	Tractors/Loaders/Backhoes	0	8.00	97	0.37
Paving	Cement and Mortar Mixers	0	6.00	9	0.56
Paving	Pavers	0	7.00	130	0.42
Paving	Rollers	0	7.00	80	0.38
Paving	Tractors/Loaders/Backhoes	0	7.00	97	0.37
Architectural Coating	Air Compressors	0	6.00	78	0.48

Trips and VMT

Phase Name	Offroad Equipment Count	Worker Trip Number	Vendor Trip Number	Hauling Trip Number	Worker Trip Length	Vendor Trip Length	Hauling Trip Length	Worker Vehicle Class	Vendor Vehicle Class	Hauling Vehicle Class
Demolition	0	0.00	0.00	0.00	10.00	6.50	20.00	LD_Mix	HDT_Mix	HHDT
Site Preparation	0	0.00	0.00	0.00	10.00	6.50	20.00	LD_Mix	HDT_Mix	HHDT
Grading	0	0.00	0.00	0.00	10.00	6.50	20.00	LD_Mix	HDT_Mix	HHDT
Building Construction	0	0.00	0.00	0.00	10.00	6.50	20.00	LD_Mix	HDT_Mix	HHDT
Paving	0	0.00	0.00	0.00	10.00	6.50	20.00	LD_Mix	HDT_Mix	HHDT
Architectural Coating	0	0.00	0.00	0.00	10.00	6.50	20.00	LD_Mix	HDT_Mix	HHDT

3.1 Mitigation Measures Construction

3.2 Demolition - 2020

Unmitigated Construction On-Site

	ROG	NOx	CO	SO2	Fugitive PM10	Exhaust PM10	PM10 Total	Fugitive PM2.5	Exhaust PM2.5	PM2.5 Total	Bio- CO2	NBio- CO2	Total CO2	CH4	N2O	CO2e
Category	tons/yr										MT/yr					
Off-Road	0.0000	0.0000	0.0000	0.0000	0.0000	0.0000	0.0000	0.0000	0.0000	0.0000	0.0000	0.0000	0.0000	0.0000	0.0000	0.0000
Total	**0.0000**	**0.0000**	**0.0000**	**0.0000**	**0.0000**	**0.0000**	**0.0000**	**0.0000**	**0.0000**	**0.0000**	**0.0000**	**0.0000**	**0.0000**	**0.0000**	**0.0000**	**0.0000**

3.2 Demolition - 2020

Unmitigated Construction Off-Site

	ROG	NOx	CO	SO2	Fugitive PM10	Exhaust PM10	PM10 Total	Fugitive PM2.5	Exhaust PM2.5	PM2.5 Total	Bio- CO2	NBio- CO2	Total CO2	CH4	N2O	CO2e
Category	tons/yr										MT/yr					
Hauling	0.0000	0.0000	0.0000	0.0000	0.0000	0.0000	0.0000	0.0000	0.0000	0.0000	0.0000	0.0000	0.0000	0.0000	0.0000	0.0000
Vendor	0.0000	0.0000	0.0000	0.0000	0.0000	0.0000	0.0000	0.0000	0.0000	0.0000	0.0000	0.0000	0.0000	0.0000	0.0000	0.0000
Worker	0.0000	0.0000	0.0000	0.0000	0.0000	0.0000	0.0000	0.0000	0.0000	0.0000	0.0000	0.0000	0.0000	0.0000	0.0000	0.0000
Total	**0.0000**	**0.0000**	**0.0000**	**0.0000**	**0.0000**	**0.0000**	**0.0000**	**0.0000**	**0.0000**	**0.0000**	**0.0000**	**0.0000**	**0.0000**	**0.0000**	**0.0000**	**0.0000**

Mitigated Construction On-Site

	ROG	NOx	CO	SO2	Fugitive PM10	Exhaust PM10	PM10 Total	Fugitive PM2.5	Exhaust PM2.5	PM2.5 Total	Bio- CO2	NBio- CO2	Total CO2	CH4	N2O	CO2e
Category	tons/yr										MT/yr					
Off-Road	0.0000	0.0000	0.0000	0.0000	0.0000	0.0000	0.0000	0.0000	0.0000	0.0000	0.0000	0.0000	0.0000	0.0000	0.0000	0.0000
Total	**0.0000**	**0.0000**	**0.0000**	**0.0000**	**0.0000**	**0.0000**	**0.0000**	**0.0000**	**0.0000**	**0.0000**	**0.0000**	**0.0000**	**0.0000**	**0.0000**	**0.0000**	**0.0000**

3.2 Demolition - 2020

Mitigated Construction Off-Site

	ROG	NOx	CO	SO2	Fugitive PM10	Exhaust PM10	PM10 Total	Fugitive PM2.5	Exhaust PM2.5	PM2.5 Total	Bio- CO2	NBio- CO2	Total CO2	CH4	N2O	CO2e
Category	tons/yr										MT/yr					
Hauling	0.0000	0.0000	0.0000	0.0000	0.0000	0.0000	0.0000	0.0000	0.0000	0.0000	0.0000	0.0000	0.0000	0.0000	0.0000	0.0000
Vendor	0.0000	0.0000	0.0000	0.0000	0.0000	0.0000	0.0000	0.0000	0.0000	0.0000	0.0000	0.0000	0.0000	0.0000	0.0000	0.0000
Worker	0.0000	0.0000	0.0000	0.0000	0.0000	0.0000	0.0000	0.0000	0.0000	0.0000	0.0000	0.0000	0.0000	0.0000	0.0000	0.0000
Total	**0.0000**	**0.0000**	**0.0000**	**0.0000**	**0.0000**	**0.0000**	**0.0000**	**0.0000**	**0.0000**	**0.0000**	**0.0000**	**0.0000**	**0.0000**	**0.0000**	**0.0000**	**0.0000**

3.3 Site Preparation - 2020

Unmitigated Construction On-Site

	ROG	NOx	CO	SO2	Fugitive PM10	Exhaust PM10	PM10 Total	Fugitive PM2.5	Exhaust PM2.5	PM2.5 Total	Bio- CO2	NBio- CO2	Total CO2	CH4	N2O	CO2e
Category	tons/yr										MT/yr					
Fugitive Dust	0.0000	0.0000	0.0000	0.0000	0.0000	0.0000	0.0000	0.0000	0.0000	0.0000	0.0000	0.0000	0.0000	0.0000	0.0000	0.0000
Off-Road	0.0000	0.0000	0.0000	0.0000	0.0000	0.0000	0.0000	0.0000	0.0000	0.0000	0.0000	0.0000	0.0000	0.0000	0.0000	0.0000
Total	**0.0000**	**0.0000**	**0.0000**	**0.0000**	**0.0000**	**0.0000**	**0.0000**	**0.0000**	**0.0000**	**0.0000**	**0.0000**	**0.0000**	**0.0000**	**0.0000**	**0.0000**	**0.0000**

3.3 Site Preparation - 2020

Unmitigated Construction Off-Site

	ROG	NOx	CO	SO2	Fugitive PM10	Exhaust PM10	PM10 Total	Fugitive PM2.5	Exhaust PM2.5	PM2.5 Total	Bio- CO2	NBio- CO2	Total CO2	CH4	N2O	CO2e
Category	tons/yr										MT/yr					
Hauling	0.0000	0.0000	0.0000	0.0000	0.0000	0.0000	0.0000	0.0000	0.0000	0.0000	0.0000	0.0000	0.0000	0.0000	0.0000	0.0000
Vendor	0.0000	0.0000	0.0000	0.0000	0.0000	0.0000	0.0000	0.0000	0.0000	0.0000	0.0000	0.0000	0.0000	0.0000	0.0000	0.0000
Worker	0.0000	0.0000	0.0000	0.0000	0.0000	0.0000	0.0000	0.0000	0.0000	0.0000	0.0000	0.0000	0.0000	0.0000	0.0000	0.0000
Total	**0.0000**	**0.0000**	**0.0000**	**0.0000**	**0.0000**	**0.0000**	**0.0000**	**0.0000**	**0.0000**	**0.0000**	**0.0000**	**0.0000**	**0.0000**	**0.0000**	**0.0000**	**0.0000**

Mitigated Construction On-Site

	ROG	NOx	CO	SO2	Fugitive PM10	Exhaust PM10	PM10 Total	Fugitive PM2.5	Exhaust PM2.5	PM2.5 Total	Bio- CO2	NBio- CO2	Total CO2	CH4	N2O	CO2e
Category	tons/yr										MT/yr					
Fugitive Dust	0.0000	0.0000	0.0000	0.0000	0.0000	0.0000	0.0000	0.0000	0.0000	0.0000	0.0000	0.0000	0.0000	0.0000	0.0000	0.0000
Off-Road	0.0000	0.0000	0.0000	0.0000	0.0000	0.0000	0.0000	0.0000	0.0000	0.0000	0.0000	0.0000	0.0000	0.0000	0.0000	0.0000
Total	**0.0000**	**0.0000**	**0.0000**	**0.0000**	**0.0000**	**0.0000**	**0.0000**	**0.0000**	**0.0000**	**0.0000**	**0.0000**	**0.0000**	**0.0000**	**0.0000**	**0.0000**	**0.0000**

3.3 Site Preparation - 2020

Mitigated Construction Off-Site

	ROG	NOx	CO	SO2	Fugitive PM10	Exhaust PM10	PM10 Total	Fugitive PM2.5	Exhaust PM2.5	PM2.5 Total	Bio- CO2	NBio- CO2	Total CO2	CH4	N2O	CO2e
Category	tons/yr										MT/yr					
Hauling	0.0000	0.0000	0.0000	0.0000	0.0000	0.0000	0.0000	0.0000	0.0000	0.0000	0.0000	0.0000	0.0000	0.0000	0.0000	0.0000
Vendor	0.0000	0.0000	0.0000	0.0000	0.0000	0.0000	0.0000	0.0000	0.0000	0.0000	0.0000	0.0000	0.0000	0.0000	0.0000	0.0000
Worker	0.0000	0.0000	0.0000	0.0000	0.0000	0.0000	0.0000	0.0000	0.0000	0.0000	0.0000	0.0000	0.0000	0.0000	0.0000	0.0000
Total	**0.0000**	**0.0000**	**0.0000**	**0.0000**	**0.0000**	**0.0000**	**0.0000**	**0.0000**	**0.0000**	**0.0000**	**0.0000**	**0.0000**	**0.0000**	**0.0000**	**0.0000**	**0.0000**

3.4 Grading - 2020

Unmitigated Construction On-Site

	ROG	NOx	CO	SO2	Fugitive PM10	Exhaust PM10	PM10 Total	Fugitive PM2.5	Exhaust PM2.5	PM2.5 Total	Bio- CO2	NBio- CO2	Total CO2	CH4	N2O	CO2e
Category	tons/yr										MT/yr					
Fugitive Dust	0.0000	0.0000	0.0000	0.0000	0.0000	0.0000	0.0000	0.0000	0.0000	0.0000	0.0000	0.0000	0.0000	0.0000	0.0000	0.0000
Off-Road	0.0000	0.0000	0.0000	0.0000	0.0000	0.0000	0.0000	0.0000	0.0000	0.0000	0.0000	0.0000	0.0000	0.0000	0.0000	0.0000
Total	**0.0000**	**0.0000**	**0.0000**	**0.0000**	**0.0000**	**0.0000**	**0.0000**	**0.0000**	**0.0000**	**0.0000**	**0.0000**	**0.0000**	**0.0000**	**0.0000**	**0.0000**	**0.0000**

3.4 Grading - 2020

Unmitigated Construction Off-Site

	ROG	NOx	CO	SO2	Fugitive PM10	Exhaust PM10	PM10 Total	Fugitive PM2.5	Exhaust PM2.5	PM2.5 Total	Bio- CO2	NBio- CO2	Total CO2	CH4	N2O	CO2e
Category	tons/yr										MT/yr					
Hauling	0.0000	0.0000	0.0000	0.0000	0.0000	0.0000	0.0000	0.0000	0.0000	0.0000	0.0000	0.0000	0.0000	0.0000	0.0000	0.0000
Vendor	0.0000	0.0000	0.0000	0.0000	0.0000	0.0000	0.0000	0.0000	0.0000	0.0000	0.0000	0.0000	0.0000	0.0000	0.0000	0.0000
Worker	0.0000	0.0000	0.0000	0.0000	0.0000	0.0000	0.0000	0.0000	0.0000	0.0000	0.0000	0.0000	0.0000	0.0000	0.0000	0.0000
Total	**0.0000**	**0.0000**	**0.0000**	**0.0000**	**0.0000**	**0.0000**	**0.0000**	**0.0000**	**0.0000**	**0.0000**	**0.0000**	**0.0000**	**0.0000**	**0.0000**	**0.0000**	**0.0000**

Mitigated Construction On-Site

	ROG	NOx	CO	SO2	Fugitive PM10	Exhaust PM10	PM10 Total	Fugitive PM2.5	Exhaust PM2.5	PM2.5 Total	Bio- CO2	NBio- CO2	Total CO2	CH4	N2O	CO2e
Category	tons/yr										MT/yr					
Fugitive Dust	0.0000	0.0000	0.0000	0.0000	0.0000	0.0000	0.0000	0.0000	0.0000	0.0000	0.0000	0.0000	0.0000	0.0000	0.0000	0.0000
Off-Road	0.0000	0.0000	0.0000	0.0000	0.0000	0.0000	0.0000	0.0000	0.0000	0.0000	0.0000	0.0000	0.0000	0.0000	0.0000	0.0000
Total	**0.0000**	**0.0000**	**0.0000**	**0.0000**	**0.0000**	**0.0000**	**0.0000**	**0.0000**	**0.0000**	**0.0000**	**0.0000**	**0.0000**	**0.0000**	**0.0000**	**0.0000**	**0.0000**

3.4 Grading - 2020

Mitigated Construction Off-Site

	ROG	NOx	CO	SO2	Fugitive PM10	Exhaust PM10	PM10 Total	Fugitive PM2.5	Exhaust PM2.5	PM2.5 Total	Bio- CO2	NBio- CO2	Total CO2	CH4	N2O	CO2e
Category	tons/yr										MT/yr					
Hauling	0.0000	0.0000	0.0000	0.0000	0.0000	0.0000	0.0000	0.0000	0.0000	0.0000	0.0000	0.0000	0.0000	0.0000	0.0000	0.0000
Vendor	0.0000	0.0000	0.0000	0.0000	0.0000	0.0000	0.0000	0.0000	0.0000	0.0000	0.0000	0.0000	0.0000	0.0000	0.0000	0.0000
Worker	0.0000	0.0000	0.0000	0.0000	0.0000	0.0000	0.0000	0.0000	0.0000	0.0000	0.0000	0.0000	0.0000	0.0000	0.0000	0.0000
Total	**0.0000**	**0.0000**	**0.0000**	**0.0000**	**0.0000**	**0.0000**	**0.0000**	**0.0000**	**0.0000**	**0.0000**	**0.0000**	**0.0000**	**0.0000**	**0.0000**	**0.0000**	**0.0000**

3.5 Building Construction - 2020

Unmitigated Construction On-Site

	ROG	NOx	CO	SO2	Fugitive PM10	Exhaust PM10	PM10 Total	Fugitive PM2.5	Exhaust PM2.5	PM2.5 Total	Bio- CO2	NBio- CO2	Total CO2	CH4	N2O	CO2e
Category	tons/yr										MT/yr					
Off-Road	0.0000	0.0000	0.0000	0.0000	0.0000	0.0000	0.0000	0.0000	0.0000	0.0000	0.0000	0.0000	0.0000	0.0000	0.0000	0.0000
Total	**0.0000**	**0.0000**	**0.0000**	**0.0000**	**0.0000**	**0.0000**	**0.0000**	**0.0000**	**0.0000**	**0.0000**	**0.0000**	**0.0000**	**0.0000**	**0.0000**	**0.0000**	**0.0000**

3.5 Building Construction - 2020

Unmitigated Construction Off-Site

	ROG	NOx	CO	SO2	Fugitive PM10	Exhaust PM10	PM10 Total	Fugitive PM2.5	Exhaust PM2.5	PM2.5 Total	Bio- CO2	NBio- CO2	Total CO2	CH4	N2O	CO2e
Category	tons/yr										MT/yr					
Hauling	0.0000	0.0000	0.0000	0.0000	0.0000	0.0000	0.0000	0.0000	0.0000	0.0000	0.0000	0.0000	0.0000	0.0000	0.0000	0.0000
Vendor	0.0000	0.0000	0.0000	0.0000	0.0000	0.0000	0.0000	0.0000	0.0000	0.0000	0.0000	0.0000	0.0000	0.0000	0.0000	0.0000
Worker	0.0000	0.0000	0.0000	0.0000	0.0000	0.0000	0.0000	0.0000	0.0000	0.0000	0.0000	0.0000	0.0000	0.0000	0.0000	0.0000
Total	**0.0000**	**0.0000**	**0.0000**	**0.0000**	**0.0000**	**0.0000**	**0.0000**	**0.0000**	**0.0000**	**0.0000**	**0.0000**	**0.0000**	**0.0000**	**0.0000**	**0.0000**	**0.0000**

Mitigated Construction On-Site

	ROG	NOx	CO	SO2	Fugitive PM10	Exhaust PM10	PM10 Total	Fugitive PM2.5	Exhaust PM2.5	PM2.5 Total	Bio- CO2	NBio- CO2	Total CO2	CH4	N2O	CO2e
Category	tons/yr										MT/yr					
Off-Road	0.0000	0.0000	0.0000	0.0000	0.0000	0.0000	0.0000	0.0000	0.0000	0.0000	0.0000	0.0000	0.0000	0.0000	0.0000	0.0000
Total	**0.0000**	**0.0000**	**0.0000**	**0.0000**	**0.0000**	**0.0000**	**0.0000**	**0.0000**	**0.0000**	**0.0000**	**0.0000**	**0.0000**	**0.0000**	**0.0000**	**0.0000**	**0.0000**

3.5 Building Construction - 2020

Mitigated Construction Off-Site

	ROG	NOx	CO	SO2	Fugitive PM10	Exhaust PM10	PM10 Total	Fugitive PM2.5	Exhaust PM2.5	PM2.5 Total	Bio- CO2	NBio- CO2	Total CO2	CH4	N2O	CO2e
Category	tons/yr										MT/yr					
Hauling	0.0000	0.0000	0.0000	0.0000	0.0000	0.0000	0.0000	0.0000	0.0000	0.0000	0.0000	0.0000	0.0000	0.0000	0.0000	0.0000
Vendor	0.0000	0.0000	0.0000	0.0000	0.0000	0.0000	0.0000	0.0000	0.0000	0.0000	0.0000	0.0000	0.0000	0.0000	0.0000	0.0000
Worker	0.0000	0.0000	0.0000	0.0000	0.0000	0.0000	0.0000	0.0000	0.0000	0.0000	0.0000	0.0000	0.0000	0.0000	0.0000	0.0000
Total	**0.0000**	**0.0000**	**0.0000**	**0.0000**	**0.0000**	**0.0000**	**0.0000**	**0.0000**	**0.0000**	**0.0000**	**0.0000**	**0.0000**	**0.0000**	**0.0000**	**0.0000**	**0.0000**

3.6 Paving - 2020

Unmitigated Construction On-Site

	ROG	NOx	CO	SO2	Fugitive PM10	Exhaust PM10	PM10 Total	Fugitive PM2.5	Exhaust PM2.5	PM2.5 Total	Bio- CO2	NBio- CO2	Total CO2	CH4	N2O	CO2e
Category	tons/yr										MT/yr					
Off-Road	0.0000	0.0000	0.0000	0.0000	0.0000	0.0000	0.0000	0.0000	0.0000	0.0000	0.0000	0.0000	0.0000	0.0000	0.0000	0.0000
Paving	0.0000	0.0000	0.0000	0.0000	0.0000	0.0000	0.0000	0.0000	0.0000	0.0000	0.0000	0.0000	0.0000	0.0000	0.0000	0.0000
Total	**0.0000**	**0.0000**	**0.0000**	**0.0000**	**0.0000**	**0.0000**	**0.0000**	**0.0000**	**0.0000**	**0.0000**	**0.0000**	**0.0000**	**0.0000**	**0.0000**	**0.0000**	**0.0000**

3.6 Paving - 2020

Unmitigated Construction Off-Site

	ROG	NOx	CO	SO2	Fugitive PM10	Exhaust PM10	PM10 Total	Fugitive PM2.5	Exhaust PM2.5	PM2.5 Total	Bio- CO2	NBio- CO2	Total CO2	CH4	N2O	CO2e
Category	tons/yr										MT/yr					
Hauling	0.0000	0.0000	0.0000	0.0000	0.0000	0.0000	0.0000	0.0000	0.0000	0.0000	0.0000	0.0000	0.0000	0.0000	0.0000	0.0000
Vendor	0.0000	0.0000	0.0000	0.0000	0.0000	0.0000	0.0000	0.0000	0.0000	0.0000	0.0000	0.0000	0.0000	0.0000	0.0000	0.0000
Worker	0.0000	0.0000	0.0000	0.0000	0.0000	0.0000	0.0000	0.0000	0.0000	0.0000	0.0000	0.0000	0.0000	0.0000	0.0000	0.0000
Total	**0.0000**	**0.0000**	**0.0000**	**0.0000**	**0.0000**	**0.0000**	**0.0000**	**0.0000**	**0.0000**	**0.0000**	**0.0000**	**0.0000**	**0.0000**	**0.0000**	**0.0000**	**0.0000**

Mitigated Construction On-Site

	ROG	NOx	CO	SO2	Fugitive PM10	Exhaust PM10	PM10 Total	Fugitive PM2.5	Exhaust PM2.5	PM2.5 Total	Bio- CO2	NBio- CO2	Total CO2	CH4	N2O	CO2e
Category	tons/yr										MT/yr					
Off-Road	0.0000	0.0000	0.0000	0.0000	0.0000	0.0000	0.0000	0.0000	0.0000	0.0000	0.0000	0.0000	0.0000	0.0000	0.0000	0.0000
Paving	0.0000	0.0000	0.0000	0.0000	0.0000	0.0000	0.0000	0.0000	0.0000	0.0000	0.0000	0.0000	0.0000	0.0000	0.0000	0.0000
Total	**0.0000**	**0.0000**	**0.0000**	**0.0000**	**0.0000**	**0.0000**	**0.0000**	**0.0000**	**0.0000**	**0.0000**	**0.0000**	**0.0000**	**0.0000**	**0.0000**	**0.0000**	**0.0000**

3.6 Paving - 2020

Mitigated Construction Off-Site

	ROG	NOx	CO	SO2	Fugitive PM10	Exhaust PM10	PM10 Total	Fugitive PM2.5	Exhaust PM2.5	PM2.5 Total	Bio- CO2	NBio- CO2	Total CO2	CH4	N2O	CO2e
Category	tons/yr										MT/yr					
Hauling	0.0000	0.0000	0.0000	0.0000	0.0000	0.0000	0.0000	0.0000	0.0000	0.0000	0.0000	0.0000	0.0000	0.0000	0.0000	0.0000
Vendor	0.0000	0.0000	0.0000	0.0000	0.0000	0.0000	0.0000	0.0000	0.0000	0.0000	0.0000	0.0000	0.0000	0.0000	0.0000	0.0000
Worker	0.0000	0.0000	0.0000	0.0000	0.0000	0.0000	0.0000	0.0000	0.0000	0.0000	0.0000	0.0000	0.0000	0.0000	0.0000	0.0000
Total	**0.0000**	**0.0000**	**0.0000**	**0.0000**	**0.0000**	**0.0000**	**0.0000**	**0.0000**	**0.0000**	**0.0000**	**0.0000**	**0.0000**	**0.0000**	**0.0000**	**0.0000**	**0.0000**

3.7 Architectural Coating - 2020

Unmitigated Construction On-Site

	ROG	NOx	CO	SO2	Fugitive PM10	Exhaust PM10	PM10 Total	Fugitive PM2.5	Exhaust PM2.5	PM2.5 Total	Bio- CO2	NBio- CO2	Total CO2	CH4	N2O	CO2e
Category	tons/yr										MT/yr					
Archit. Coating	0.0000	0.0000	0.0000	0.0000	0.0000	0.0000	0.0000	0.0000	0.0000	0.0000	0.0000	0.0000	0.0000	0.0000	0.0000	0.0000
Off-Road	0.0000	0.0000	0.0000	0.0000	0.0000	0.0000	0.0000	0.0000	0.0000	0.0000	0.0000	0.0000	0.0000	0.0000	0.0000	0.0000
Total	**0.0000**	**0.0000**	**0.0000**	**0.0000**	**0.0000**	**0.0000**	**0.0000**	**0.0000**	**0.0000**	**0.0000**	**0.0000**	**0.0000**	**0.0000**	**0.0000**	**0.0000**	**0.0000**

3.7 Architectural Coating - 2020

Unmitigated Construction Off-Site

	ROG	NOx	CO	SO2	Fugitive PM10	Exhaust PM10	PM10 Total	Fugitive PM2.5	Exhaust PM2.5	PM2.5 Total	Bio- CO2	NBio- CO2	Total CO2	CH4	N2O	CO2e
Category	tons/yr										MT/yr					
Hauling	0.0000	0.0000	0.0000	0.0000	0.0000	0.0000	0.0000	0.0000	0.0000	0.0000	0.0000	0.0000	0.0000	0.0000	0.0000	0.0000
Vendor	0.0000	0.0000	0.0000	0.0000	0.0000	0.0000	0.0000	0.0000	0.0000	0.0000	0.0000	0.0000	0.0000	0.0000	0.0000	0.0000
Worker	0.0000	0.0000	0.0000	0.0000	0.0000	0.0000	0.0000	0.0000	0.0000	0.0000	0.0000	0.0000	0.0000	0.0000	0.0000	0.0000
Total	**0.0000**	**0.0000**	**0.0000**	**0.0000**	**0.0000**	**0.0000**	**0.0000**	**0.0000**	**0.0000**	**0.0000**	**0.0000**	**0.0000**	**0.0000**	**0.0000**	**0.0000**	**0.0000**

Mitigated Construction On-Site

	ROG	NOx	CO	SO2	Fugitive PM10	Exhaust PM10	PM10 Total	Fugitive PM2.5	Exhaust PM2.5	PM2.5 Total	Bio- CO2	NBio- CO2	Total CO2	CH4	N2O	CO2e
Category	tons/yr										MT/yr					
Archit. Coating	0.0000	0.0000	0.0000	0.0000	0.0000	0.0000	0.0000	0.0000	0.0000	0.0000	0.0000	0.0000	0.0000	0.0000	0.0000	0.0000
Off-Road	0.0000	0.0000	0.0000	0.0000	0.0000	0.0000	0.0000	0.0000	0.0000	0.0000	0.0000	0.0000	0.0000	0.0000	0.0000	0.0000
Total	**0.0000**	**0.0000**	**0.0000**	**0.0000**	**0.0000**	**0.0000**	**0.0000**	**0.0000**	**0.0000**	**0.0000**	**0.0000**	**0.0000**	**0.0000**	**0.0000**	**0.0000**	**0.0000**

3.7 Architectural Coating - 2020

Mitigated Construction Off-Site

	ROG	NOx	CO	SO2	Fugitive PM10	Exhaust PM10	PM10 Total	Fugitive PM2.5	Exhaust PM2.5	PM2.5 Total	Bio- CO2	NBio- CO2	Total CO2	CH4	N2O	CO2e
Category	tons/yr										MT/yr					
Hauling	0.0000	0.0000	0.0000	0.0000	0.0000	0.0000	0.0000	0.0000	0.0000	0.0000	0.0000	0.0000	0.0000	0.0000	0.0000	0.0000
Vendor	0.0000	0.0000	0.0000	0.0000	0.0000	0.0000	0.0000	0.0000	0.0000	0.0000	0.0000	0.0000	0.0000	0.0000	0.0000	0.0000
Worker	0.0000	0.0000	0.0000	0.0000	0.0000	0.0000	0.0000	0.0000	0.0000	0.0000	0.0000	0.0000	0.0000	0.0000	0.0000	0.0000
Total	**0.0000**	**0.0000**	**0.0000**	**0.0000**	**0.0000**	**0.0000**	**0.0000**	**0.0000**	**0.0000**	**0.0000**	**0.0000**	**0.0000**	**0.0000**	**0.0000**	**0.0000**	**0.0000**

4.0 Operational Detail - Mobile

4.1 Mitigation Measures Mobile

	ROG	NOx	CO	SO2	Fugitive PM10	Exhaust PM10	PM10 Total	Fugitive PM2.5	Exhaust PM2.5	PM2.5 Total	Bio- CO2	NBio- CO2	Total CO2	CH4	N2O	CO2e
Category	tons/yr										MT/yr					
Mitigated	2.2085	11.3974	47.2097	0.2233	26.0152	0.1389	26.1542	6.9670	0.1293	7.0963	0.0000	20,618.6589	20,618.6589	0.6771	0.0000	20,635.5859
Unmitigated	2.2085	11.3974	47.2097	0.2233	26.0152	0.1389	26.1542	6.9670	0.1293	7.0963	0.0000	20,618.6589	20,618.6589	0.6771	0.0000	20,635.5859

4.2 Trip Summary Information

	Average Daily Trip Rate			Unmitigated	Mitigated
Land Use	Weekday	Saturday	Sunday	Annual VMT	Annual VMT
Hospital	4,221.20	0.00	0.00	69,882,059	69,882,059
Total	4,221.20	0.00	0.00	69,882,059	69,882,059

4.3 Trip Type Information

	Miles			Trip %			Trip Purpose %		
Land Use	H-W or C-W	H-S or C-C	H-O or C-NW	H-W or C-W	H-S or C-C	H-O or C-NW	Primary	Diverted	Pass-by
Hospital	100.00	40.46	46.99	64.90	16.10	19.00	73	25	2

4.4 Fleet Mix

Land Use	LDA	LDT1	LDT2	MDV	LHD1	LHD2	MHD	HHD	OBUS	UBUS	MCY	SBUS	MH
Hospital	0.576778	0.034729	0.211659	0.106131	0.012287	0.004450	0.018380	0.025480	0.001877	0.001519	0.005480	0.000610	0.000618

5.0 Energy Detail

Historical Energy Use: N

5.1 Mitigation Measures Energy

	ROG	NOx	CO	SO2	Fugitive PM10	Exhaust PM10	PM10 Total	Fugitive PM2.5	Exhaust PM2.5	PM2.5 Total	Bio- CO2	NBio- CO2	Total CO2	CH4	N2O	CO2e
Category	tons/yr										MT/yr					
Electricity Mitigated						0.0000	0.0000		0.0000	0.0000	0.0000	0.0000	0.0000	0.0000	0.0000	0.0000
Electricity Unmitigated						0.0000	0.0000		0.0000	0.0000	0.0000	0.0000	0.0000	0.0000	0.0000	0.0000
NaturalGas Mitigated	0.0000	0.0000	0.0000	0.0000		0.0000	0.0000		0.0000	0.0000	0.0000	0.0000	0.0000	0.0000	0.0000	0.0000
NaturalGas Unmitigated	0.0000	0.0000	0.0000	0.0000		0.0000	0.0000		0.0000	0.0000	0.0000	0.0000	0.0000	0.0000	0.0000	0.0000

5.2 Energy by Land Use - NaturalGas

Unmitigated

	NaturalGas Use	ROG	NOx	CO	SO2	Fugitive PM10	Exhaust PM10	PM10 Total	Fugitive PM2.5	Exhaust PM2.5	PM2.5 Total	Bio- CO2	NBio- CO2	Total CO2	CH4	N2O	CO2e
Land Use	kBTU/yr	tons/yr										MT/yr					
Hospital	0	0.0000	0.0000	0.0000	0.0000		0.0000	0.0000		0.0000	0.0000	0.0000	0.0000	0.0000	0.0000	0.0000	0.0000
Total		**0.0000**	**0.0000**	**0.0000**	**0.0000**		**0.0000**	**0.0000**		**0.0000**	**0.0000**	**0.0000**	**0.0000**	**0.0000**	**0.0000**	**0.0000**	**0.0000**

5.2 Energy by Land Use - NaturalGas

Mitigated

	NaturalGas Use	ROG	NOx	CO	SO2	Fugitive PM10	Exhaust PM10	PM10 Total	Fugitive PM2.5	Exhaust PM2.5	PM2.5 Total	Bio- CO2	NBio- CO2	Total CO2	CH4	N2O	CO2e
Land Use	kBTU/yr	tons/yr										MT/yr					
Hospital	0	0.0000	0.0000	0.0000	0.0000		0.0000	0.0000		0.0000	0.0000	0.0000	0.0000	0.0000	0.0000	0.0000	0.0000
Total		**0.0000**	**0.0000**	**0.0000**	**0.0000**		**0.0000**	**0.0000**		**0.0000**	**0.0000**	**0.0000**	**0.0000**	**0.0000**	**0.0000**	**0.0000**	**0.0000**

5.3 Energy by Land Use - Electricity

Unmitigated

	Electricity Use	Total CO2	CH4	N2O	CO2e
Land Use	kWh/yr	MT/yr			
Hospital	0	0.0000	0.0000	0.0000	0.0000
Total		**0.0000**	**0.0000**	**0.0000**	**0.0000**

5.3 Energy by Land Use - Electricity

Mitigated

	Electricity Use	Total CO2	CH4	N2O	CO2e
Land Use	kWh/yr	MT/yr			
Hospital	0	0.0000	0.0000	0.0000	0.0000
Total		**0.0000**	**0.0000**	**0.0000**	**0.0000**

6.0 Area Detail

6.1 Mitigation Measures Area

	ROG	NOx	CO	SO2	Fugitive PM10	Exhaust PM10	PM10 Total	Fugitive PM2.5	Exhaust PM2.5	PM2.5 Total	Bio- CO2	NBio- CO2	Total CO2	CH4	N2O	CO2e
Category	tons/yr										MT/yr					
Mitigated	3.9100e-003	0.0000	1.0000e-005	0.0000		0.0000	0.0000		0.0000	0.0000	0.0000	2.0000e-005	2.0000e-005	0.0000	0.0000	3.0000e-005
Unmitigated	3.9100e-003	0.0000	1.0000e-005	0.0000		0.0000	0.0000		0.0000	0.0000	0.0000	2.0000e-005	2.0000e-005	0.0000	0.0000	3.0000e-005

6.2 Area by SubCategory

Unmitigated

	ROG	NOx	CO	SO2	Fugitive PM10	Exhaust PM10	PM10 Total	Fugitive PM2.5	Exhaust PM2.5	PM2.5 Total	Bio- CO2	NBio- CO2	Total CO2	CH4	N2O	CO2e
SubCategory	tons/yr										MT/yr					
Architectural Coating	0.0000					0.0000	0.0000		0.0000	0.0000	0.0000	0.0000	0.0000	0.0000	0.0000	0.0000
Consumer Products	3.9100e-003					0.0000	0.0000		0.0000	0.0000	0.0000	0.0000	0.0000	0.0000	0.0000	0.0000
Landscaping	0.0000	0.0000	1.0000e-005	0.0000		0.0000	0.0000		0.0000	0.0000	0.0000	2.0000e-005	2.0000e-005	0.0000	0.0000	3.0000e-005
Total	**3.9100e-003**	**0.0000**	**1.0000e-005**	**0.0000**		**0.0000**	**0.0000**		**0.0000**	**0.0000**	**0.0000**	**2.0000e-005**	**2.0000e-005**	**0.0000**	**0.0000**	**3.0000e-005**

Mitigated

	ROG	NOx	CO	SO2	Fugitive PM10	Exhaust PM10	PM10 Total	Fugitive PM2.5	Exhaust PM2.5	PM2.5 Total	Bio- CO2	NBio- CO2	Total CO2	CH4	N2O	CO2e
SubCategory	tons/yr										MT/yr					
Architectural Coating	0.0000					0.0000	0.0000		0.0000	0.0000	0.0000	0.0000	0.0000	0.0000	0.0000	0.0000
Consumer Products	3.9100e-003					0.0000	0.0000		0.0000	0.0000	0.0000	0.0000	0.0000	0.0000	0.0000	0.0000
Landscaping	0.0000	0.0000	1.0000e-005	0.0000		0.0000	0.0000		0.0000	0.0000	0.0000	2.0000e-005	2.0000e-005	0.0000	0.0000	3.0000e-005
Total	**3.9100e-003**	**0.0000**	**1.0000e-005**	**0.0000**		**0.0000**	**0.0000**		**0.0000**	**0.0000**	**0.0000**	**2.0000e-005**	**2.0000e-005**	**0.0000**	**0.0000**	**3.0000e-005**

7.0 Water Detail

7.1 Mitigation Measures Water

	Total CO2	CH4	N2O	CO2e
Category	MT/yr			
Mitigated	0.0000	0.0000	0.0000	0.0000
Unmitigated	0.0000	0.0000	0.0000	0.0000

7.2 Water by Land Use

Unmitigated

	Indoor/Outdoor Use	Total CO2	CH4	N2O	CO2e
Land Use	Mgal	MT/yr			
Hospital	0 / 0	0.0000	0.0000	0.0000	0.0000
Total		**0.0000**	**0.0000**	**0.0000**	**0.0000**

7.2 Water by Land Use

Mitigated

	Indoor/Outdoor Use	Total CO2	CH4	N2O	CO2e
Land Use	Mgal	MT/yr			
Hospital	0 / 0	0.0000	0.0000	0.0000	0.0000
Total		**0.0000**	**0.0000**	**0.0000**	**0.0000**

8.0 Waste Detail

8.1 Mitigation Measures Waste

Category/Year

	Total CO2	CH4	N2O	CO2e
	MT/yr			
Mitigated	0.0000	0.0000	0.0000	0.0000
Unmitigated	0.0000	0.0000	0.0000	0.0000

8.2 Waste by Land Use

Unmitigated

	Waste Disposed	Total CO2	CH4	N2O	CO2e
Land Use	tons	MT/yr			
Hospital	0	0.0000	0.0000	0.0000	0.0000
Total		**0.0000**	**0.0000**	**0.0000**	**0.0000**

Mitigated

	Waste Disposed	Total CO2	CH4	N2O	CO2e
Land Use	tons	MT/yr			
Hospital	0	0.0000	0.0000	0.0000	0.0000
Total		**0.0000**	**0.0000**	**0.0000**	**0.0000**

9.0 Operational Offroad

Equipment Type	Number	Hours/Day	Days/Year	Horse Power	Load Factor	Fuel Type

10.0 Stationary Equipment

Fire Pumps and Emergency Generators

Equipment Type	Number	Hours/Day	Hours/Year	Horse Power	Load Factor	Fuel Type

Boilers

Equipment Type	Number	Heat Input/Day	Heat Input/Year	Boiler Rating	Fuel Type

User Defined Equipment

Equipment Type	Number

11.0 Vegetation

CNU Operation - AQMP

Sacramento County, Annual

1.0 Project Characteristics

1.1 Land Usage

Land Uses	Size	Metric	Lot Acreage	Floor Surface Area	Population
General Office Building	24.00	1000sqft	0.55	24,000.00	0
Hospital	596.79	1000sqft	13.70	596,790.00	0
Hospital	103.21	1000sqft	2.37	103,210.00	0
Hospital	168.50	1000sqft	3.87	168,500.00	0
Medical Office Building	100.00	1000sqft	2.30	100,000.00	0
General Light Industry	22.85	1000sqft	0.52	22,850.00	0
Enclosed Parking with Elevator	80.00	Space	0.72	32,000.00	0
Enclosed Parking with Elevator	170.00	Space	1.53	68,000.00	0
Enclosed Parking with Elevator	200.00	Space	1.80	80,000.00	0
Parking Lot	15.50	1000sqft	0.36	15,500.00	0
Unenclosed Parking with Elevator	1,500.00	Space	13.50	600,000.00	0
Unenclosed Parking with Elevator	1,000.00	Space	9.00	400,000.00	0
Apartments Mid Rise	150.00	Dwelling Unit	3.95	150,000.00	401
Strip Mall	51.40	1000sqft	1.18	51,400.00	0
Strip Mall	41.40	1000sqft	0.95	41,400.00	0

1.2 Other Project Characteristics

Urbanization	Urban	**Wind Speed (m/s)**	3.5	**Precipitation Freq (Days)**	58
Climate Zone	6			**Operational Year**	2030
Utility Company	Sacramento Municipal Utility District				

CO2 Intensity (lb/MWhr)	316.1	**CH4 Intensity (lb/MWhr)**	0.008	**N2O Intensity (lb/MWhr)**	0.001

1.3 User Entered Comments & Non-Default Data

Project Characteristics - SMUD intensity factor adjusted for 2030 RPS compliance (60% renewable)

Land Use -

Construction Phase - Operation only

Off-road Equipment - Operation only

Off-road Equipment - Operation only

Off-road Equipment - Operation only

Off-road Equipment - Operation only

Off-road Equipment - Operation only

Off-road Equipment - Operation only

Trips and VMT - Operation only

Grading -

Architectural Coating - Operation only

Vehicle Trips - Mobile source modeled separately

Energy Use - Total project electricity demand = 39,921,600 kWh/yr. Natural gas included under boiler.

Water And Wastewater - Project total water demand = 84,645,755 gal/year.

Area Mitigation - No other area mitigation

Operational Off-Road Equipment -

Stationary Sources - Emergency Generators and Fire Pumps -

Stationary Sources - Process Boilers -

Table Name	Column Name	Default Value	New Value
tblArchitecturalCoating	ConstArea_Nonresidential_Exterior	554,075.00	0.00
tblArchitecturalCoating	ConstArea_Nonresidential_Interior	1,662,225.00	0.00

tblArchitecturalCoating	ConstArea_Parking	71,730.00	0.00
tblArchitecturalCoating	ConstArea_Residential_Exterior	101,250.00	0.00
tblArchitecturalCoating	ConstArea_Residential_Interior	303,750.00	0.00
tblConstructionPhase	NumDays	75.00	0.00
tblConstructionPhase	NumDays	1,110.00	0.00
tblConstructionPhase	NumDays	70.00	0.00
tblConstructionPhase	NumDays	110.00	0.00
tblConstructionPhase	NumDays	75.00	0.00
tblConstructionPhase	NumDays	40.00	0.00
tblEnergyUse	LightingElect	741.44	0.00
tblEnergyUse	LightingElect	1.75	0.00
tblEnergyUse	LightingElect	4.57	0.00
tblEnergyUse	LightingElect	3.71	0.00
tblEnergyUse	LightingElect	4.98	0.00
tblEnergyUse	LightingElect	3.71	0.00
tblEnergyUse	LightingElect	0.35	0.00
tblEnergyUse	LightingElect	5.33	0.00
tblEnergyUse	LightingElect	1.75	0.00
tblEnergyUse	NT24E	3,054.10	0.00
tblEnergyUse	NT24E	0.19	0.00
tblEnergyUse	NT24E	7.20	0.00
tblEnergyUse	NT24E	5.75	0.00
tblEnergyUse	NT24E	6.17	0.00
tblEnergyUse	NT24E	5.75	0.00
tblEnergyUse	NT24E	2.98	0.00
tblEnergyUse	NT24E	0.19	0.00
tblEnergyUse	NT24NG	2,687.00	0.00

tblEnergyUse	NT24NG	12.42	0.00
tblEnergyUse	NT24NG	0.68	0.00
tblEnergyUse	NT24NG	9.61	0.00
tblEnergyUse	NT24NG	0.68	0.00
tblEnergyUse	NT24NG	0.93	0.00
tblEnergyUse	T24E	460.92	266,144.00
tblEnergyUse	T24E	3.92	0.00
tblEnergyUse	T24E	3.41	0.00
tblEnergyUse	T24E	4.98	0.00
tblEnergyUse	T24E	9.18	0.00
tblEnergyUse	T24E	4.98	0.00
tblEnergyUse	T24E	3.26	0.00
tblEnergyUse	T24NG	7,061.10	0.00
tblEnergyUse	T24NG	23.39	0.00
tblEnergyUse	T24NG	12.42	0.00
tblEnergyUse	T24NG	57.91	0.00
tblEnergyUse	T24NG	12.42	0.00
tblEnergyUse	T24NG	4.49	0.00
tblOffRoadEquipment	OffRoadEquipmentUnitAmount	1.00	0.00
tblOffRoadEquipment	OffRoadEquipmentUnitAmount	1.00	0.00
tblOffRoadEquipment	OffRoadEquipmentUnitAmount	1.00	0.00
tblOffRoadEquipment	OffRoadEquipmentUnitAmount	3.00	0.00
tblOffRoadEquipment	OffRoadEquipmentUnitAmount	2.00	0.00
tblOffRoadEquipment	OffRoadEquipmentUnitAmount	3.00	0.00
tblOffRoadEquipment	OffRoadEquipmentUnitAmount	1.00	0.00
tblOffRoadEquipment	OffRoadEquipmentUnitAmount	1.00	0.00
tblOffRoadEquipment	OffRoadEquipmentUnitAmount	2.00	0.00

tblOffRoadEquipment	OffRoadEquipmentUnitAmount	2.00	0.00
tblOffRoadEquipment	OffRoadEquipmentUnitAmount	2.00	0.00
tblOffRoadEquipment	OffRoadEquipmentUnitAmount	2.00	0.00
tblOffRoadEquipment	OffRoadEquipmentUnitAmount	1.00	0.00
tblOffRoadEquipment	OffRoadEquipmentUnitAmount	3.00	0.00
tblOffRoadEquipment	OffRoadEquipmentUnitAmount	2.00	0.00
tblOffRoadEquipment	OffRoadEquipmentUnitAmount	3.00	0.00
tblOffRoadEquipment	OffRoadEquipmentUnitAmount	2.00	0.00
tblOffRoadEquipment	OffRoadEquipmentUnitAmount	4.00	0.00
tblOffRoadEquipment	OffRoadEquipmentUnitAmount	1.00	0.00
tblProjectCharacteristics	CH4IntensityFactor	0.029	0.008
tblProjectCharacteristics	CO2IntensityFactor	590.31	316.1
tblProjectCharacteristics	N2OIntensityFactor	0.006	0.001
tblStationaryBoilersUse	AnnualHeatInput	0.00	118,924.00
tblStationaryBoilersUse	BoilerRatingValue	0.00	13.58
tblStationaryBoilersUse	DailyHeatInput	0.00	325.82
tblStationaryBoilersUse	NumberOfEquipment	0.00	1.00
tblStationaryGeneratorsPumpsUse	HorsePowerValue	0.00	536.00
tblStationaryGeneratorsPumpsUse	HoursPerDay	0.00	1.00
tblStationaryGeneratorsPumpsUse	HoursPerYear	0.00	96.00
tblStationaryGeneratorsPumpsUse	NumberOfEquipment	0.00	4.00
tblTripsAndVMT	VendorTripNumber	394.00	0.00
tblTripsAndVMT	WorkerTripNumber	967.00	0.00
tblTripsAndVMT	WorkerTripNumber	193.00	0.00
tblVehicleTrips	ST_TR	6.39	0.00
tblVehicleTrips	ST_TR	1.32	0.00
tblVehicleTrips	ST_TR	2.46	0.00

tblVehicleTrips	ST_TR	10.18	0.00
tblVehicleTrips	ST_TR	8.96	0.00
tblVehicleTrips	ST_TR	42.04	0.00
tblVehicleTrips	SU_TR	5.86	0.00
tblVehicleTrips	SU_TR	0.68	0.00
tblVehicleTrips	SU_TR	1.05	0.00
tblVehicleTrips	SU_TR	8.91	0.00
tblVehicleTrips	SU_TR	1.55	0.00
tblVehicleTrips	SU_TR	20.43	0.00
tblVehicleTrips	WD_TR	6.65	0.00
tblVehicleTrips	WD_TR	6.97	0.00
tblVehicleTrips	WD_TR	11.03	0.00
tblVehicleTrips	WD_TR	13.22	0.00
tblVehicleTrips	WD_TR	36.13	0.00
tblVehicleTrips	WD_TR	44.32	0.00
tblWater	IndoorWaterUseRate	9,773,103.84	84,645,755.00
tblWater	IndoorWaterUseRate	5,284,062.50	0.00
tblWater	IndoorWaterUseRate	4,265,609.95	0.00
tblWater	IndoorWaterUseRate	108,979,846.87	0.00
tblWater	IndoorWaterUseRate	12,548,053.76	0.00
tblWater	IndoorWaterUseRate	6,873,929.99	0.00
tblWater	OutdoorWaterUseRate	6,161,304.60	0.00
tblWater	OutdoorWaterUseRate	2,614,406.10	0.00
tblWater	OutdoorWaterUseRate	20,758,066.07	0.00
tblWater	OutdoorWaterUseRate	2,390,105.48	0.00
tblWater	OutdoorWaterUseRate	4,213,053.87	0.00

2.0 Emissions Summary

2.1 Overall Construction

Unmitigated Construction

	ROG	NOx	CO	SO2	Fugitive PM10	Exhaust PM10	PM10 Total	Fugitive PM2.5	Exhaust PM2.5	PM2.5 Total	Bio- CO2	NBio- CO2	Total CO2	CH4	N2O	CO2e
Year	tons/yr										MT/yr					
2019	0.0000	0.0000	0.0000	0.0000	0.0000	0.0000	0.0000	0.0000	0.0000	0.0000	0.0000	0.0000	0.0000	0.0000	0.0000	0.0000
2020	0.0000	0.0000	0.0000	0.0000	0.0000	0.0000	0.0000	0.0000	0.0000	0.0000	0.0000	0.0000	0.0000	0.0000	0.0000	0.0000
2025	0.0000	0.0000	0.0000	0.0000	0.0000	0.0000	0.0000	0.0000	0.0000	0.0000	0.0000	0.0000	0.0000	0.0000	0.0000	0.0000
Maximum	**0.0000**	**0.0000**	**0.0000**	**0.0000**	**0.0000**	**0.0000**	**0.0000**	**0.0000**	**0.0000**	**0.0000**	**0.0000**	**0.0000**	**0.0000**	**0.0000**	**0.0000**	**0.0000**

Mitigated Construction

	ROG	NOx	CO	SO2	Fugitive PM10	Exhaust PM10	PM10 Total	Fugitive PM2.5	Exhaust PM2.5	PM2.5 Total	Bio- CO2	NBio- CO2	Total CO2	CH4	N2O	CO2e
Year	tons/yr										MT/yr					
2019	0.0000	0.0000	0.0000	0.0000	0.0000	0.0000	0.0000	0.0000	0.0000	0.0000	0.0000	0.0000	0.0000	0.0000	0.0000	0.0000
2020	0.0000	0.0000	0.0000	0.0000	0.0000	0.0000	0.0000	0.0000	0.0000	0.0000	0.0000	0.0000	0.0000	0.0000	0.0000	0.0000
2025	0.0000	0.0000	0.0000	0.0000	0.0000	0.0000	0.0000	0.0000	0.0000	0.0000	0.0000	0.0000	0.0000	0.0000	0.0000	0.0000
Maximum	**0.0000**	**0.0000**	**0.0000**	**0.0000**	**0.0000**	**0.0000**	**0.0000**	**0.0000**	**0.0000**	**0.0000**	**0.0000**	**0.0000**	**0.0000**	**0.0000**	**0.0000**	**0.0000**

	ROG	NOx	CO	SO2	Fugitive PM10	Exhaust PM10	PM10 Total	Fugitive PM2.5	Exhaust PM2.5	PM2.5 Total	Bio- CO2	NBio-CO2	Total CO2	CH4	N20	CO2e
Percent Reduction	**0.00**	**0.00**	**0.00**	**0.00**	**0.00**	**0.00**	**0.00**	**0.00**	**0.00**	**0.00**	**0.00**	**0.00**	**0.00**	**0.00**	**0.00**	**0.00**

Quarter	Start Date	End Date	Maximum Unmitigated ROG + NOX (tons/quarter)	Maximum Mitigated ROG + NOX (tons/quarter)
		Highest		

2.2 Overall Operational

Unmitigated Operational

	ROG	NOx	CO	SO2	Fugitive PM10	Exhaust PM10	PM10 Total	Fugitive PM2.5	Exhaust PM2.5	PM2.5 Total	Bio- CO2	NBio- CO2	Total CO2	CH4	N2O	CO2e
Category	tons/yr										MT/yr					
Area	5.6660	0.0183	1.5945	9.0000e-005		8.7600e-003	8.7600e-003		8.7600e-003	8.7600e-003	0.0000	2.6279	2.6279	2.6700e-003	0.0000	2.6946
Energy	0.0000	0.0000	0.0000	0.0000		0.0000	0.0000		0.0000	0.0000	0.0000	5,723.9809	5,723.9809	0.1449	0.0181	5,732.9987
Mobile	0.0000	0.0000	0.0000	0.0000	0.0000	0.0000	0.0000	0.0000	0.0000	0.0000	0.0000	0.0000	0.0000	0.0000	0.0000	0.0000
Stationary	0.4895	1.1261	6.1437	0.0358		0.4679	0.4679		0.4679	0.4679	0.0000	6,424.7232	6,424.7232	0.1326	0.0000	6,428.0388
Waste						0.0000	0.0000		0.0000	0.0000	2,167.3122	0.0000	2,167.3122	128.0845	0.0000	5,369.4242
Water						0.0000	0.0000		0.0000	0.0000	29.9478	60.4716	90.4194	0.1046	0.0653	112.4994
Total	**6.1555**	**1.1444**	**7.7383**	**0.0359**	**0.0000**	**0.4767**	**0.4767**	**0.0000**	**0.4767**	**0.4767**	**2,197.2600**	**12,211.8036**	**14,409.0636**	**128.4693**	**0.0834**	**17,645.6557**

2.2 Overall Operational

Mitigated Operational

	ROG	NOx	CO	SO2	Fugitive PM10	Exhaust PM10	PM10 Total	Fugitive PM2.5	Exhaust PM2.5	PM2.5 Total	Bio- CO2	NBio- CO2	Total CO2	CH4	N2O	CO2e
Category	tons/yr										MT/yr					
Area	5.6660	0.0183	1.5945	9.0000e-005		8.7600e-003	8.7600e-003		8.7600e-003	8.7600e-003	0.0000	2.6279	2.6279	2.6700e-003	0.0000	2.6946
Energy	0.0000	0.0000	0.0000	0.0000		0.0000	0.0000		0.0000	0.0000	0.0000	5,723.9809	5,723.9809	0.1449	0.0181	5,732.9987
Mobile	0.0000	0.0000	0.0000	0.0000	0.0000	0.0000	0.0000	0.0000	0.0000	0.0000	0.0000	0.0000	0.0000	0.0000	0.0000	0.0000
Stationary	0.4895	1.1261	6.1437	0.0358		0.4679	0.4679		0.4679	0.4679	0.0000	6,424.7232	6,424.7232	0.1326	0.0000	6,428.0388
Waste						0.0000	0.0000		0.0000	0.0000	2,167.3122	0.0000	2,167.3122	128.0845	0.0000	5,369.4242
Water						0.0000	0.0000		0.0000	0.0000	29.9478	60.4716	90.4194	0.1046	0.0653	112.4994
Total	**6.1555**	**1.1444**	**7.7383**	**0.0359**	**0.0000**	**0.4767**	**0.4767**	**0.0000**	**0.4767**	**0.4767**	**2,197.2600**	**12,211.8036**	**14,409.0636**	**128.4693**	**0.0834**	**17,645.6557**

	ROG	NOx	CO	SO2	Fugitive PM10	Exhaust PM10	PM10 Total	Fugitive PM2.5	Exhaust PM2.5	PM2.5 Total	Bio- CO2	NBio-CO2	Total CO2	CH4	N20	CO2e
Percent Reduction	**0.00**	**0.00**	**0.00**	**0.00**	**0.00**	**0.00**	**0.00**	**0.00**	**0.00**	**0.00**	**0.00**	**0.00**	**0.00**	**0.00**	**0.00**	**0.00**

3.0 Construction Detail

Construction Phase

Phase Number	Phase Name	Phase Type	Start Date	End Date	Num Days Week	Num Days	Phase Description
1	Demolition	Demolition	12/26/2019	12/25/2019	5	0	
2	Site Preparation	Site Preparation	4/2/2020	4/1/2020	5	0	
3	Grading	Grading	5/28/2020	5/27/2020	5	0	
4	Building Construction	Building Construction	10/29/2020	10/28/2020	5	0	
5	Paving	Paving	1/30/2025	1/29/2025	5	0	
6	Architectural Coating	Architectural Coating	5/15/2025	5/14/2025	5	0	

Acres of Grading (Site Preparation Phase): 0

Acres of Grading (Grading Phase): 0

Acres of Paving: 26.91

Residential Indoor: 0; Residential Outdoor: 0; Non-Residential Indoor: 0; Non-Residential Outdoor: 0; Striped Parking Area: 0 (Architectural Coating – sqft)

OffRoad Equipment

CNU Operation - AQMP - Sacramento County, Annual

Phase Name	Offroad Equipment Type	Amount	Usage Hours	Horse Power	Load Factor
Demolition	Concrete/Industrial Saws	0	8.00	81	0.73
Demolition	Excavators	0	8.00	158	0.38
Demolition	Rubber Tired Dozers	0	8.00	247	0.40
Site Preparation	Rubber Tired Dozers	0	8.00	247	0.40
Site Preparation	Tractors/Loaders/Backhoes	0	8.00	97	0.37
Grading	Excavators	0	8.00	158	0.38
Grading	Graders	0	8.00	187	0.41
Grading	Rubber Tired Dozers	0	8.00	247	0.40
Grading	Scrapers	0	8.00	367	0.48
Grading	Tractors/Loaders/Backhoes	0	8.00	97	0.37
Building Construction	Cranes	0	7.00	231	0.29
Building Construction	Forklifts	0	8.00	89	0.20
Building Construction	Generator Sets	0	8.00	84	0.74
Building Construction	Tractors/Loaders/Backhoes	0	7.00	97	0.37
Building Construction	Welders	0	8.00	46	0.45
Paving	Pavers	0	8.00	130	0.42
Paving	Paving Equipment	0	8.00	132	0.36
Paving	Rollers	0	8.00	80	0.38
Architectural Coating	Air Compressors	0	6.00	78	0.48

Trips and VMT

Phase Name	Offroad Equipment Count	Worker Trip Number	Vendor Trip Number	Hauling Trip Number	Worker Trip Length	Vendor Trip Length	Hauling Trip Length	Worker Vehicle Class	Vendor Vehicle Class	Hauling Vehicle Class
Demolition	0	0.00	0.00	0.00	10.00	6.50	20.00	LD_Mix	HDT_Mix	HHDT
Site Preparation	0	0.00	0.00	0.00	10.00	6.50	20.00	LD_Mix	HDT_Mix	HHDT
Grading	0	0.00	0.00	0.00	10.00	6.50	20.00	LD_Mix	HDT_Mix	HHDT
Building Construction	0	0.00	0.00	0.00	10.00	6.50	20.00	LD_Mix	HDT_Mix	HHDT
Paving	0	0.00	0.00	0.00	10.00	6.50	20.00	LD_Mix	HDT_Mix	HHDT
Architectural Coating	0	0.00	0.00	0.00	10.00	6.50	20.00	LD_Mix	HDT_Mix	HHDT

3.1 Mitigation Measures Construction

3.2 Demolition - 2019

Unmitigated Construction On-Site

	ROG	NOx	CO	SO2	Fugitive PM10	Exhaust PM10	PM10 Total	Fugitive PM2.5	Exhaust PM2.5	PM2.5 Total	Bio- CO2	NBio- CO2	Total CO2	CH4	N2O	CO2e
Category	tons/yr										MT/yr					
Off-Road	0.0000	0.0000	0.0000	0.0000	0.0000	0.0000	0.0000	0.0000	0.0000	0.0000	0.0000	0.0000	0.0000	0.0000	0.0000	0.0000
Total	**0.0000**	**0.0000**	**0.0000**	**0.0000**	**0.0000**	**0.0000**	**0.0000**	**0.0000**	**0.0000**	**0.0000**	**0.0000**	**0.0000**	**0.0000**	**0.0000**	**0.0000**	**0.0000**

3.2 Demolition - 2019

Unmitigated Construction Off-Site

	ROG	NOx	CO	SO2	Fugitive PM10	Exhaust PM10	PM10 Total	Fugitive PM2.5	Exhaust PM2.5	PM2.5 Total	Bio- CO2	NBio- CO2	Total CO2	CH4	N2O	CO2e
Category	tons/yr										MT/yr					
Hauling	0.0000	0.0000	0.0000	0.0000	0.0000	0.0000	0.0000	0.0000	0.0000	0.0000	0.0000	0.0000	0.0000	0.0000	0.0000	0.0000
Vendor	0.0000	0.0000	0.0000	0.0000	0.0000	0.0000	0.0000	0.0000	0.0000	0.0000	0.0000	0.0000	0.0000	0.0000	0.0000	0.0000
Worker	0.0000	0.0000	0.0000	0.0000	0.0000	0.0000	0.0000	0.0000	0.0000	0.0000	0.0000	0.0000	0.0000	0.0000	0.0000	0.0000
Total	**0.0000**	**0.0000**	**0.0000**	**0.0000**	**0.0000**	**0.0000**	**0.0000**	**0.0000**	**0.0000**	**0.0000**	**0.0000**	**0.0000**	**0.0000**	**0.0000**	**0.0000**	**0.0000**

Mitigated Construction On-Site

	ROG	NOx	CO	SO2	Fugitive PM10	Exhaust PM10	PM10 Total	Fugitive PM2.5	Exhaust PM2.5	PM2.5 Total	Bio- CO2	NBio- CO2	Total CO2	CH4	N2O	CO2e
Category	tons/yr										MT/yr					
Off-Road	0.0000	0.0000	0.0000	0.0000	0.0000	0.0000	0.0000	0.0000	0.0000	0.0000	0.0000	0.0000	0.0000	0.0000	0.0000	0.0000
Total	**0.0000**	**0.0000**	**0.0000**	**0.0000**	**0.0000**	**0.0000**	**0.0000**	**0.0000**	**0.0000**	**0.0000**	**0.0000**	**0.0000**	**0.0000**	**0.0000**	**0.0000**	**0.0000**

3.2 Demolition - 2019

Mitigated Construction Off-Site

	ROG	NOx	CO	SO2	Fugitive PM10	Exhaust PM10	PM10 Total	Fugitive PM2.5	Exhaust PM2.5	PM2.5 Total	Bio- CO2	NBio- CO2	Total CO2	CH4	N2O	CO2e
Category	tons/yr										MT/yr					
Hauling	0.0000	0.0000	0.0000	0.0000	0.0000	0.0000	0.0000	0.0000	0.0000	0.0000	0.0000	0.0000	0.0000	0.0000	0.0000	0.0000
Vendor	0.0000	0.0000	0.0000	0.0000	0.0000	0.0000	0.0000	0.0000	0.0000	0.0000	0.0000	0.0000	0.0000	0.0000	0.0000	0.0000
Worker	0.0000	0.0000	0.0000	0.0000	0.0000	0.0000	0.0000	0.0000	0.0000	0.0000	0.0000	0.0000	0.0000	0.0000	0.0000	0.0000
Total	**0.0000**	**0.0000**	**0.0000**	**0.0000**	**0.0000**	**0.0000**	**0.0000**	**0.0000**	**0.0000**	**0.0000**	**0.0000**	**0.0000**	**0.0000**	**0.0000**	**0.0000**	**0.0000**

3.3 Site Preparation - 2020

Unmitigated Construction On-Site

	ROG	NOx	CO	SO2	Fugitive PM10	Exhaust PM10	PM10 Total	Fugitive PM2.5	Exhaust PM2.5	PM2.5 Total	Bio- CO2	NBio- CO2	Total CO2	CH4	N2O	CO2e
Category	tons/yr										MT/yr					
Fugitive Dust	0.0000	0.0000	0.0000	0.0000	0.0000	0.0000	0.0000	0.0000	0.0000	0.0000	0.0000	0.0000	0.0000	0.0000	0.0000	0.0000
Off-Road	0.0000	0.0000	0.0000	0.0000	0.0000	0.0000	0.0000	0.0000	0.0000	0.0000	0.0000	0.0000	0.0000	0.0000	0.0000	0.0000
Total	**0.0000**	**0.0000**	**0.0000**	**0.0000**	**0.0000**	**0.0000**	**0.0000**	**0.0000**	**0.0000**	**0.0000**	**0.0000**	**0.0000**	**0.0000**	**0.0000**	**0.0000**	**0.0000**

3.3 Site Preparation - 2020

Unmitigated Construction Off-Site

	ROG	NOx	CO	SO2	Fugitive PM10	Exhaust PM10	PM10 Total	Fugitive PM2.5	Exhaust PM2.5	PM2.5 Total	Bio- CO2	NBio- CO2	Total CO2	CH4	N2O	CO2e
Category	tons/yr										MT/yr					
Hauling	0.0000	0.0000	0.0000	0.0000	0.0000	0.0000	0.0000	0.0000	0.0000	0.0000	0.0000	0.0000	0.0000	0.0000	0.0000	0.0000
Vendor	0.0000	0.0000	0.0000	0.0000	0.0000	0.0000	0.0000	0.0000	0.0000	0.0000	0.0000	0.0000	0.0000	0.0000	0.0000	0.0000
Worker	0.0000	0.0000	0.0000	0.0000	0.0000	0.0000	0.0000	0.0000	0.0000	0.0000	0.0000	0.0000	0.0000	0.0000	0.0000	0.0000
Total	**0.0000**	**0.0000**	**0.0000**	**0.0000**	**0.0000**	**0.0000**	**0.0000**	**0.0000**	**0.0000**	**0.0000**	**0.0000**	**0.0000**	**0.0000**	**0.0000**	**0.0000**	**0.0000**

Mitigated Construction On-Site

	ROG	NOx	CO	SO2	Fugitive PM10	Exhaust PM10	PM10 Total	Fugitive PM2.5	Exhaust PM2.5	PM2.5 Total	Bio- CO2	NBio- CO2	Total CO2	CH4	N2O	CO2e
Category	tons/yr										MT/yr					
Fugitive Dust	0.0000	0.0000	0.0000	0.0000	0.0000	0.0000	0.0000	0.0000	0.0000	0.0000	0.0000	0.0000	0.0000	0.0000	0.0000	0.0000
Off-Road	0.0000	0.0000	0.0000	0.0000	0.0000	0.0000	0.0000	0.0000	0.0000	0.0000	0.0000	0.0000	0.0000	0.0000	0.0000	0.0000
Total	**0.0000**	**0.0000**	**0.0000**	**0.0000**	**0.0000**	**0.0000**	**0.0000**	**0.0000**	**0.0000**	**0.0000**	**0.0000**	**0.0000**	**0.0000**	**0.0000**	**0.0000**	**0.0000**

3.3 Site Preparation - 2020

Mitigated Construction Off-Site

	ROG	NOx	CO	SO2	Fugitive PM10	Exhaust PM10	PM10 Total	Fugitive PM2.5	Exhaust PM2.5	PM2.5 Total	Bio- CO2	NBio- CO2	Total CO2	CH4	N2O	CO2e
Category	tons/yr										MT/yr					
Hauling	0.0000	0.0000	0.0000	0.0000	0.0000	0.0000	0.0000	0.0000	0.0000	0.0000	0.0000	0.0000	0.0000	0.0000	0.0000	0.0000
Vendor	0.0000	0.0000	0.0000	0.0000	0.0000	0.0000	0.0000	0.0000	0.0000	0.0000	0.0000	0.0000	0.0000	0.0000	0.0000	0.0000
Worker	0.0000	0.0000	0.0000	0.0000	0.0000	0.0000	0.0000	0.0000	0.0000	0.0000	0.0000	0.0000	0.0000	0.0000	0.0000	0.0000
Total	**0.0000**	**0.0000**	**0.0000**	**0.0000**	**0.0000**	**0.0000**	**0.0000**	**0.0000**	**0.0000**	**0.0000**	**0.0000**	**0.0000**	**0.0000**	**0.0000**	**0.0000**	**0.0000**

3.4 Grading - 2020

Unmitigated Construction On-Site

	ROG	NOx	CO	SO2	Fugitive PM10	Exhaust PM10	PM10 Total	Fugitive PM2.5	Exhaust PM2.5	PM2.5 Total	Bio- CO2	NBio- CO2	Total CO2	CH4	N2O	CO2e
Category	tons/yr										MT/yr					
Fugitive Dust	0.0000	0.0000	0.0000	0.0000	0.0000	0.0000	0.0000	0.0000	0.0000	0.0000	0.0000	0.0000	0.0000	0.0000	0.0000	0.0000
Off-Road	0.0000	0.0000	0.0000	0.0000	0.0000	0.0000	0.0000	0.0000	0.0000	0.0000	0.0000	0.0000	0.0000	0.0000	0.0000	0.0000
Total	**0.0000**	**0.0000**	**0.0000**	**0.0000**	**0.0000**	**0.0000**	**0.0000**	**0.0000**	**0.0000**	**0.0000**	**0.0000**	**0.0000**	**0.0000**	**0.0000**	**0.0000**	**0.0000**

3.4 Grading - 2020

Unmitigated Construction Off-Site

	ROG	NOx	CO	SO2	Fugitive PM10	Exhaust PM10	PM10 Total	Fugitive PM2.5	Exhaust PM2.5	PM2.5 Total	Bio- CO2	NBio- CO2	Total CO2	CH4	N2O	CO2e
Category	tons/yr										MT/yr					
Hauling	0.0000	0.0000	0.0000	0.0000	0.0000	0.0000	0.0000	0.0000	0.0000	0.0000	0.0000	0.0000	0.0000	0.0000	0.0000	0.0000
Vendor	0.0000	0.0000	0.0000	0.0000	0.0000	0.0000	0.0000	0.0000	0.0000	0.0000	0.0000	0.0000	0.0000	0.0000	0.0000	0.0000
Worker	0.0000	0.0000	0.0000	0.0000	0.0000	0.0000	0.0000	0.0000	0.0000	0.0000	0.0000	0.0000	0.0000	0.0000	0.0000	0.0000
Total	**0.0000**	**0.0000**	**0.0000**	**0.0000**	**0.0000**	**0.0000**	**0.0000**	**0.0000**	**0.0000**	**0.0000**	**0.0000**	**0.0000**	**0.0000**	**0.0000**	**0.0000**	**0.0000**

Mitigated Construction On-Site

	ROG	NOx	CO	SO2	Fugitive PM10	Exhaust PM10	PM10 Total	Fugitive PM2.5	Exhaust PM2.5	PM2.5 Total	Bio- CO2	NBio- CO2	Total CO2	CH4	N2O	CO2e
Category	tons/yr										MT/yr					
Fugitive Dust	0.0000	0.0000	0.0000	0.0000	0.0000	0.0000	0.0000	0.0000	0.0000	0.0000	0.0000	0.0000	0.0000	0.0000	0.0000	0.0000
Off-Road	0.0000	0.0000	0.0000	0.0000	0.0000	0.0000	0.0000	0.0000	0.0000	0.0000	0.0000	0.0000	0.0000	0.0000	0.0000	0.0000
Total	**0.0000**	**0.0000**	**0.0000**	**0.0000**	**0.0000**	**0.0000**	**0.0000**	**0.0000**	**0.0000**	**0.0000**	**0.0000**	**0.0000**	**0.0000**	**0.0000**	**0.0000**	**0.0000**

3.4 Grading - 2020

Mitigated Construction Off-Site

	ROG	NOx	CO	SO2	Fugitive PM10	Exhaust PM10	PM10 Total	Fugitive PM2.5	Exhaust PM2.5	PM2.5 Total	Bio- CO2	NBio- CO2	Total CO2	CH4	N2O	CO2e
Category	tons/yr										MT/yr					
Hauling	0.0000	0.0000	0.0000	0.0000	0.0000	0.0000	0.0000	0.0000	0.0000	0.0000	0.0000	0.0000	0.0000	0.0000	0.0000	0.0000
Vendor	0.0000	0.0000	0.0000	0.0000	0.0000	0.0000	0.0000	0.0000	0.0000	0.0000	0.0000	0.0000	0.0000	0.0000	0.0000	0.0000
Worker	0.0000	0.0000	0.0000	0.0000	0.0000	0.0000	0.0000	0.0000	0.0000	0.0000	0.0000	0.0000	0.0000	0.0000	0.0000	0.0000
Total	**0.0000**	**0.0000**	**0.0000**	**0.0000**	**0.0000**	**0.0000**	**0.0000**	**0.0000**	**0.0000**	**0.0000**	**0.0000**	**0.0000**	**0.0000**	**0.0000**	**0.0000**	**0.0000**

3.5 Building Construction - 2020

Unmitigated Construction On-Site

	ROG	NOx	CO	SO2	Fugitive PM10	Exhaust PM10	PM10 Total	Fugitive PM2.5	Exhaust PM2.5	PM2.5 Total	Bio- CO2	NBio- CO2	Total CO2	CH4	N2O	CO2e
Category	tons/yr										MT/yr					
Off-Road	0.0000	0.0000	0.0000	0.0000	0.0000	0.0000	0.0000	0.0000	0.0000	0.0000	0.0000	0.0000	0.0000	0.0000	0.0000	0.0000
Total	**0.0000**	**0.0000**	**0.0000**	**0.0000**	**0.0000**	**0.0000**	**0.0000**	**0.0000**	**0.0000**	**0.0000**	**0.0000**	**0.0000**	**0.0000**	**0.0000**	**0.0000**	**0.0000**

3.5 Building Construction - 2020

Unmitigated Construction Off-Site

	ROG	NOx	CO	SO2	Fugitive PM10	Exhaust PM10	PM10 Total	Fugitive PM2.5	Exhaust PM2.5	PM2.5 Total	Bio- CO2	NBio- CO2	Total CO2	CH4	N2O	CO2e
Category	tons/yr										MT/yr					
Hauling	0.0000	0.0000	0.0000	0.0000	0.0000	0.0000	0.0000	0.0000	0.0000	0.0000	0.0000	0.0000	0.0000	0.0000	0.0000	0.0000
Vendor	0.0000	0.0000	0.0000	0.0000	0.0000	0.0000	0.0000	0.0000	0.0000	0.0000	0.0000	0.0000	0.0000	0.0000	0.0000	0.0000
Worker	0.0000	0.0000	0.0000	0.0000	0.0000	0.0000	0.0000	0.0000	0.0000	0.0000	0.0000	0.0000	0.0000	0.0000	0.0000	0.0000
Total	**0.0000**	**0.0000**	**0.0000**	**0.0000**	**0.0000**	**0.0000**	**0.0000**	**0.0000**	**0.0000**	**0.0000**	**0.0000**	**0.0000**	**0.0000**	**0.0000**	**0.0000**	**0.0000**

Mitigated Construction On-Site

	ROG	NOx	CO	SO2	Fugitive PM10	Exhaust PM10	PM10 Total	Fugitive PM2.5	Exhaust PM2.5	PM2.5 Total	Bio- CO2	NBio- CO2	Total CO2	CH4	N2O	CO2e
Category	tons/yr										MT/yr					
Off-Road	0.0000	0.0000	0.0000	0.0000	0.0000	0.0000	0.0000	0.0000	0.0000	0.0000	0.0000	0.0000	0.0000	0.0000	0.0000	0.0000
Total	**0.0000**	**0.0000**	**0.0000**	**0.0000**	**0.0000**	**0.0000**	**0.0000**	**0.0000**	**0.0000**	**0.0000**	**0.0000**	**0.0000**	**0.0000**	**0.0000**	**0.0000**	**0.0000**

3.5 Building Construction - 2020

Mitigated Construction Off-Site

	ROG	NOx	CO	SO2	Fugitive PM10	Exhaust PM10	PM10 Total	Fugitive PM2.5	Exhaust PM2.5	PM2.5 Total	Bio- CO2	NBio- CO2	Total CO2	CH4	N2O	CO2e
Category	tons/yr										MT/yr					
Hauling	0.0000	0.0000	0.0000	0.0000	0.0000	0.0000	0.0000	0.0000	0.0000	0.0000	0.0000	0.0000	0.0000	0.0000	0.0000	0.0000
Vendor	0.0000	0.0000	0.0000	0.0000	0.0000	0.0000	0.0000	0.0000	0.0000	0.0000	0.0000	0.0000	0.0000	0.0000	0.0000	0.0000
Worker	0.0000	0.0000	0.0000	0.0000	0.0000	0.0000	0.0000	0.0000	0.0000	0.0000	0.0000	0.0000	0.0000	0.0000	0.0000	0.0000
Total	**0.0000**	**0.0000**	**0.0000**	**0.0000**	**0.0000**	**0.0000**	**0.0000**	**0.0000**	**0.0000**	**0.0000**	**0.0000**	**0.0000**	**0.0000**	**0.0000**	**0.0000**	**0.0000**

3.6 Paving - 2025

Unmitigated Construction On-Site

	ROG	NOx	CO	SO2	Fugitive PM10	Exhaust PM10	PM10 Total	Fugitive PM2.5	Exhaust PM2.5	PM2.5 Total	Bio- CO2	NBio- CO2	Total CO2	CH4	N2O	CO2e
Category	tons/yr										MT/yr					
Off-Road	0.0000	0.0000	0.0000	0.0000	0.0000	0.0000	0.0000	0.0000	0.0000	0.0000	0.0000	0.0000	0.0000	0.0000	0.0000	0.0000
Paving	0.0000	0.0000	0.0000	0.0000	0.0000	0.0000	0.0000	0.0000	0.0000	0.0000	0.0000	0.0000	0.0000	0.0000	0.0000	0.0000
Total	**0.0000**	**0.0000**	**0.0000**	**0.0000**	**0.0000**	**0.0000**	**0.0000**	**0.0000**	**0.0000**	**0.0000**	**0.0000**	**0.0000**	**0.0000**	**0.0000**	**0.0000**	**0.0000**

3.6 Paving - 2025

Unmitigated Construction Off-Site

	ROG	NOx	CO	SO2	Fugitive PM10	Exhaust PM10	PM10 Total	Fugitive PM2.5	Exhaust PM2.5	PM2.5 Total	Bio- CO2	NBio- CO2	Total CO2	CH4	N2O	CO2e
Category	tons/yr										MT/yr					
Hauling	0.0000	0.0000	0.0000	0.0000	0.0000	0.0000	0.0000	0.0000	0.0000	0.0000	0.0000	0.0000	0.0000	0.0000	0.0000	0.0000
Vendor	0.0000	0.0000	0.0000	0.0000	0.0000	0.0000	0.0000	0.0000	0.0000	0.0000	0.0000	0.0000	0.0000	0.0000	0.0000	0.0000
Worker	0.0000	0.0000	0.0000	0.0000	0.0000	0.0000	0.0000	0.0000	0.0000	0.0000	0.0000	0.0000	0.0000	0.0000	0.0000	0.0000
Total	**0.0000**	**0.0000**	**0.0000**	**0.0000**	**0.0000**	**0.0000**	**0.0000**	**0.0000**	**0.0000**	**0.0000**	**0.0000**	**0.0000**	**0.0000**	**0.0000**	**0.0000**	**0.0000**

Mitigated Construction On-Site

	ROG	NOx	CO	SO2	Fugitive PM10	Exhaust PM10	PM10 Total	Fugitive PM2.5	Exhaust PM2.5	PM2.5 Total	Bio- CO2	NBio- CO2	Total CO2	CH4	N2O	CO2e
Category	tons/yr										MT/yr					
Off-Road	0.0000	0.0000	0.0000	0.0000	0.0000	0.0000	0.0000	0.0000	0.0000	0.0000	0.0000	0.0000	0.0000	0.0000	0.0000	0.0000
Paving	0.0000	0.0000	0.0000	0.0000	0.0000	0.0000	0.0000	0.0000	0.0000	0.0000	0.0000	0.0000	0.0000	0.0000	0.0000	0.0000
Total	**0.0000**	**0.0000**	**0.0000**	**0.0000**	**0.0000**	**0.0000**	**0.0000**	**0.0000**	**0.0000**	**0.0000**	**0.0000**	**0.0000**	**0.0000**	**0.0000**	**0.0000**	**0.0000**

3.6 Paving - 2025

Mitigated Construction Off-Site

	ROG	NOx	CO	SO2	Fugitive PM10	Exhaust PM10	PM10 Total	Fugitive PM2.5	Exhaust PM2.5	PM2.5 Total	Bio- CO2	NBio- CO2	Total CO2	CH4	N2O	CO2e
Category	tons/yr										MT/yr					
Hauling	0.0000	0.0000	0.0000	0.0000	0.0000	0.0000	0.0000	0.0000	0.0000	0.0000	0.0000	0.0000	0.0000	0.0000	0.0000	0.0000
Vendor	0.0000	0.0000	0.0000	0.0000	0.0000	0.0000	0.0000	0.0000	0.0000	0.0000	0.0000	0.0000	0.0000	0.0000	0.0000	0.0000
Worker	0.0000	0.0000	0.0000	0.0000	0.0000	0.0000	0.0000	0.0000	0.0000	0.0000	0.0000	0.0000	0.0000	0.0000	0.0000	0.0000
Total	**0.0000**	**0.0000**	**0.0000**	**0.0000**	**0.0000**	**0.0000**	**0.0000**	**0.0000**	**0.0000**	**0.0000**	**0.0000**	**0.0000**	**0.0000**	**0.0000**	**0.0000**	**0.0000**

3.7 Architectural Coating - 2025

Unmitigated Construction On-Site

	ROG	NOx	CO	SO2	Fugitive PM10	Exhaust PM10	PM10 Total	Fugitive PM2.5	Exhaust PM2.5	PM2.5 Total	Bio- CO2	NBio- CO2	Total CO2	CH4	N2O	CO2e
Category	tons/yr										MT/yr					
Archit. Coating	0.0000	0.0000	0.0000	0.0000	0.0000	0.0000	0.0000	0.0000	0.0000	0.0000	0.0000	0.0000	0.0000	0.0000	0.0000	0.0000
Off-Road	0.0000	0.0000	0.0000	0.0000	0.0000	0.0000	0.0000	0.0000	0.0000	0.0000	0.0000	0.0000	0.0000	0.0000	0.0000	0.0000
Total	**0.0000**	**0.0000**	**0.0000**	**0.0000**	**0.0000**	**0.0000**	**0.0000**	**0.0000**	**0.0000**	**0.0000**	**0.0000**	**0.0000**	**0.0000**	**0.0000**	**0.0000**	**0.0000**

3.7 Architectural Coating - 2025

Unmitigated Construction Off-Site

	ROG	NOx	CO	SO2	Fugitive PM10	Exhaust PM10	PM10 Total	Fugitive PM2.5	Exhaust PM2.5	PM2.5 Total	Bio- CO2	NBio- CO2	Total CO2	CH4	N2O	CO2e
Category	tons/yr										MT/yr					
Hauling	0.0000	0.0000	0.0000	0.0000	0.0000	0.0000	0.0000	0.0000	0.0000	0.0000	0.0000	0.0000	0.0000	0.0000	0.0000	0.0000
Vendor	0.0000	0.0000	0.0000	0.0000	0.0000	0.0000	0.0000	0.0000	0.0000	0.0000	0.0000	0.0000	0.0000	0.0000	0.0000	0.0000
Worker	0.0000	0.0000	0.0000	0.0000	0.0000	0.0000	0.0000	0.0000	0.0000	0.0000	0.0000	0.0000	0.0000	0.0000	0.0000	0.0000
Total	**0.0000**	**0.0000**	**0.0000**	**0.0000**	**0.0000**	**0.0000**	**0.0000**	**0.0000**	**0.0000**	**0.0000**	**0.0000**	**0.0000**	**0.0000**	**0.0000**	**0.0000**	**0.0000**

Mitigated Construction On-Site

	ROG	NOx	CO	SO2	Fugitive PM10	Exhaust PM10	PM10 Total	Fugitive PM2.5	Exhaust PM2.5	PM2.5 Total	Bio- CO2	NBio- CO2	Total CO2	CH4	N2O	CO2e
Category	tons/yr										MT/yr					
Archit. Coating	0.0000	0.0000	0.0000	0.0000	0.0000	0.0000	0.0000	0.0000	0.0000	0.0000	0.0000	0.0000	0.0000	0.0000	0.0000	0.0000
Off-Road	0.0000	0.0000	0.0000	0.0000	0.0000	0.0000	0.0000	0.0000	0.0000	0.0000	0.0000	0.0000	0.0000	0.0000	0.0000	0.0000
Total	**0.0000**	**0.0000**	**0.0000**	**0.0000**	**0.0000**	**0.0000**	**0.0000**	**0.0000**	**0.0000**	**0.0000**	**0.0000**	**0.0000**	**0.0000**	**0.0000**	**0.0000**	**0.0000**

3.7 Architectural Coating - 2025

Mitigated Construction Off-Site

	ROG	NOx	CO	SO2	Fugitive PM10	Exhaust PM10	PM10 Total	Fugitive PM2.5	Exhaust PM2.5	PM2.5 Total	Bio- CO2	NBio- CO2	Total CO2	CH4	N2O	CO2e
Category	tons/yr										MT/yr					
Hauling	0.0000	0.0000	0.0000	0.0000	0.0000	0.0000	0.0000	0.0000	0.0000	0.0000	0.0000	0.0000	0.0000	0.0000	0.0000	0.0000
Vendor	0.0000	0.0000	0.0000	0.0000	0.0000	0.0000	0.0000	0.0000	0.0000	0.0000	0.0000	0.0000	0.0000	0.0000	0.0000	0.0000
Worker	0.0000	0.0000	0.0000	0.0000	0.0000	0.0000	0.0000	0.0000	0.0000	0.0000	0.0000	0.0000	0.0000	0.0000	0.0000	0.0000
Total	**0.0000**	**0.0000**	**0.0000**	**0.0000**	**0.0000**	**0.0000**	**0.0000**	**0.0000**	**0.0000**	**0.0000**	**0.0000**	**0.0000**	**0.0000**	**0.0000**	**0.0000**	**0.0000**

4.0 Operational Detail - Mobile

4.1 Mitigation Measures Mobile

	ROG	NOx	CO	SO2	Fugitive PM10	Exhaust PM10	PM10 Total	Fugitive PM2.5	Exhaust PM2.5	PM2.5 Total	Bio- CO2	NBio- CO2	Total CO2	CH4	N2O	CO2e
Category	tons/yr										MT/yr					
Mitigated	0.0000	0.0000	0.0000	0.0000	0.0000	0.0000	0.0000	0.0000	0.0000	0.0000	0.0000	0.0000	0.0000	0.0000	0.0000	0.0000
Unmitigated	0.0000	0.0000	0.0000	0.0000	0.0000	0.0000	0.0000	0.0000	0.0000	0.0000	0.0000	0.0000	0.0000	0.0000	0.0000	0.0000

4.2 Trip Summary Information

	Average Daily Trip Rate			Unmitigated	Mitigated
Land Use	Weekday	Saturday	Sunday	Annual VMT	Annual VMT
Apartments Mid Rise	0.00	0.00	0.00		
Enclosed Parking with Elevator	0.00	0.00	0.00		
Enclosed Parking with Elevator	0.00	0.00	0.00		
Enclosed Parking with Elevator	0.00	0.00	0.00		
General Light Industry	0.00	0.00	0.00		
General Office Building	0.00	0.00	0.00		
Hospital	0.00	0.00	0.00		
Hospital	0.00	0.00	0.00		
Hospital	0.00	0.00	0.00		
Medical Office Building	0.00	0.00	0.00		
Parking Lot	0.00	0.00	0.00		
Strip Mall	0.00	0.00	0.00		
Strip Mall	0.00	0.00	0.00		
Unenclosed Parking with Elevator	0.00	0.00	0.00		
Unenclosed Parking with Elevator	0.00	0.00	0.00		
Total	0.00	0.00	0.00		

4.3 Trip Type Information

	Miles			Trip %			Trip Purpose %		
Land Use	H-W or C-W	H-S or C-C	H-O or C-NW	H-W or C-W	H-S or C-C	H-O or C-NW	Primary	Diverted	Pass-by
Apartments Mid Rise	10.00	5.00	6.50	46.50	12.50	41.00	86	11	3
Enclosed Parking with Elevator	10.00	5.00	6.50	0.00	0.00	0.00	0	0	0
Enclosed Parking with Elevator	10.00	5.00	6.50	0.00	0.00	0.00	0	0	0
Enclosed Parking with Elevator	10.00	5.00	6.50	0.00	0.00	0.00	0	0	0
General Light Industry	10.00	5.00	6.50	59.00	28.00	13.00	92	5	3
General Office Building	10.00	5.00	6.50	33.00	48.00	19.00	77	19	4
Hospital	10.00	5.00	6.50	64.90	16.10	19.00	73	25	2
Hospital	10.00	5.00	6.50	64.90	16.10	19.00	73	25	2
Hospital	10.00	5.00	6.50	64.90	16.10	19.00	73	25	2
Medical Office Building	10.00	5.00	6.50	29.60	51.40	19.00	60	30	10
Parking Lot	10.00	5.00	6.50	0.00	0.00	0.00	0	0	0
Strip Mall	10.00	5.00	6.50	16.60	64.40	19.00	45	40	15
Strip Mall	10.00	5.00	6.50	16.60	64.40	19.00	45	40	15
Unenclosed Parking with	10.00	5.00	6.50	0.00	0.00	0.00	0	0	0
Unenclosed Parking with	10.00	5.00	6.50	0.00	0.00	0.00	0	0	0

4.4 Fleet Mix

Land Use	LDA	LDT1	LDT2	MDV	LHD1	LHD2	MHD	HHD	OBUS	UBUS	MCY	SBUS	MH
Apartments Mid Rise	0.576778	0.034729	0.211659	0.106131	0.012287	0.004450	0.018380	0.025480	0.001877	0.001519	0.005480	0.000610	0.000618
Enclosed Parking with Elevator	0.576778	0.034729	0.211659	0.106131	0.012287	0.004450	0.018380	0.025480	0.001877	0.001519	0.005480	0.000610	0.000618
General Light Industry	0.576778	0.034729	0.211659	0.106131	0.012287	0.004450	0.018380	0.025480	0.001877	0.001519	0.005480	0.000610	0.000618
General Office Building	0.576778	0.034729	0.211659	0.106131	0.012287	0.004450	0.018380	0.025480	0.001877	0.001519	0.005480	0.000610	0.000618
Hospital	0.576778	0.034729	0.211659	0.106131	0.012287	0.004450	0.018380	0.025480	0.001877	0.001519	0.005480	0.000610	0.000618
Medical Office Building	0.576778	0.034729	0.211659	0.106131	0.012287	0.004450	0.018380	0.025480	0.001877	0.001519	0.005480	0.000610	0.000618
Parking Lot	0.576778	0.034729	0.211659	0.106131	0.012287	0.004450	0.018380	0.025480	0.001877	0.001519	0.005480	0.000610	0.000618
Strip Mall	0.576778	0.034729	0.211659	0.106131	0.012287	0.004450	0.018380	0.025480	0.001877	0.001519	0.005480	0.000610	0.000618
Unenclosed Parking with Elevator	0.576778	0.034729	0.211659	0.106131	0.012287	0.004450	0.018380	0.025480	0.001877	0.001519	0.005480	0.000610	0.000618

5.0 Energy Detail

Historical Energy Use: N

5.1 Mitigation Measures Energy

CNU Operation - AQMP - Sacramento County, Annual

	ROG	NOx	CO	SO2	Fugitive PM10	Exhaust PM10	PM10 Total	Fugitive PM2.5	Exhaust PM2.5	PM2.5 Total	Bio- CO2	NBio- CO2	Total CO2	CH4	N2O	CO2e
Category	tons/yr										MT/yr					
Electricity Mitigated						0.0000	0.0000		0.0000	0.0000	0.0000	5,723.9809	5,723.9809	0.1449	0.0181	5,732.9987
Electricity Unmitigated						0.0000	0.0000		0.0000	0.0000	0.0000	5,723.9809	5,723.9809	0.1449	0.0181	5,732.9987
NaturalGas Mitigated	0.0000	0.0000	0.0000	0.0000		0.0000	0.0000		0.0000	0.0000	0.0000	0.0000	0.0000	0.0000	0.0000	0.0000
NaturalGas Unmitigated	0.0000	0.0000	0.0000	0.0000		0.0000	0.0000		0.0000	0.0000	0.0000	0.0000	0.0000	0.0000	0.0000	0.0000

5.2 Energy by Land Use - NaturalGas

Unmitigated

	NaturalGas Use	ROG	NOx	CO	SO2	Fugitive PM10	Exhaust PM10	PM10 Total	Fugitive PM2.5	Exhaust PM2.5	PM2.5 Total	Bio- CO2	NBio- CO2	Total CO2	CH4	N2O	CO2e
Land Use	kBTU/yr	tons/yr										MT/yr					
Apartments Mid Rise	0	0.0000	0.0000	0.0000	0.0000		0.0000	0.0000		0.0000	0.0000	0.0000	0.0000	0.0000	0.0000	0.0000	0.0000
Enclosed Parking with Elevator	0	0.0000	0.0000	0.0000	0.0000		0.0000	0.0000		0.0000	0.0000	0.0000	0.0000	0.0000	0.0000	0.0000	0.0000
General Light Industry	0	0.0000	0.0000	0.0000	0.0000		0.0000	0.0000		0.0000	0.0000	0.0000	0.0000	0.0000	0.0000	0.0000	0.0000
General Office Building	0	0.0000	0.0000	0.0000	0.0000		0.0000	0.0000		0.0000	0.0000	0.0000	0.0000	0.0000	0.0000	0.0000	0.0000
Hospital	0	0.0000	0.0000	0.0000	0.0000		0.0000	0.0000		0.0000	0.0000	0.0000	0.0000	0.0000	0.0000	0.0000	0.0000
Medical Office Building	0	0.0000	0.0000	0.0000	0.0000		0.0000	0.0000		0.0000	0.0000	0.0000	0.0000	0.0000	0.0000	0.0000	0.0000
Parking Lot	0	0.0000	0.0000	0.0000	0.0000		0.0000	0.0000		0.0000	0.0000	0.0000	0.0000	0.0000	0.0000	0.0000	0.0000
Strip Mall	0	0.0000	0.0000	0.0000	0.0000		0.0000	0.0000		0.0000	0.0000	0.0000	0.0000	0.0000	0.0000	0.0000	0.0000
Unenclosed Parking with Elevator	0	0.0000	0.0000	0.0000	0.0000		0.0000	0.0000		0.0000	0.0000	0.0000	0.0000	0.0000	0.0000	0.0000	0.0000
Total		**0.0000**	**0.0000**	**0.0000**	**0.0000**		**0.0000**	**0.0000**		**0.0000**	**0.0000**	**0.0000**	**0.0000**	**0.0000**	**0.0000**	**0.0000**	**0.0000**

5.2 Energy by Land Use - NaturalGas

Mitigated

	NaturalGas Use	ROG	NOx	CO	SO2	Fugitive PM10	Exhaust PM10	PM10 Total	Fugitive PM2.5	Exhaust PM2.5	PM2.5 Total	Bio- CO2	NBio- CO2	Total CO2	CH4	N2O	CO2e
Land Use	kBTU/yr	tons/yr										MT/yr					
Apartments Mid Rise	0	0.0000	0.0000	0.0000	0.0000		0.0000	0.0000		0.0000	0.0000	0.0000	0.0000	0.0000	0.0000	0.0000	0.0000
Enclosed Parking with Elevator	0	0.0000	0.0000	0.0000	0.0000		0.0000	0.0000		0.0000	0.0000	0.0000	0.0000	0.0000	0.0000	0.0000	0.0000
General Light Industry	0	0.0000	0.0000	0.0000	0.0000		0.0000	0.0000		0.0000	0.0000	0.0000	0.0000	0.0000	0.0000	0.0000	0.0000
General Office Building	0	0.0000	0.0000	0.0000	0.0000		0.0000	0.0000		0.0000	0.0000	0.0000	0.0000	0.0000	0.0000	0.0000	0.0000
Hospital	0	0.0000	0.0000	0.0000	0.0000		0.0000	0.0000		0.0000	0.0000	0.0000	0.0000	0.0000	0.0000	0.0000	0.0000
Medical Office Building	0	0.0000	0.0000	0.0000	0.0000		0.0000	0.0000		0.0000	0.0000	0.0000	0.0000	0.0000	0.0000	0.0000	0.0000
Parking Lot	0	0.0000	0.0000	0.0000	0.0000		0.0000	0.0000		0.0000	0.0000	0.0000	0.0000	0.0000	0.0000	0.0000	0.0000
Strip Mall	0	0.0000	0.0000	0.0000	0.0000		0.0000	0.0000		0.0000	0.0000	0.0000	0.0000	0.0000	0.0000	0.0000	0.0000
Unenclosed Parking with Elevator	0	0.0000	0.0000	0.0000	0.0000		0.0000	0.0000		0.0000	0.0000	0.0000	0.0000	0.0000	0.0000	0.0000	0.0000
Total		**0.0000**	**0.0000**	**0.0000**	**0.0000**		**0.0000**	**0.0000**		**0.0000**	**0.0000**	**0.0000**	**0.0000**	**0.0000**	**0.0000**	**0.0000**	**0.0000**

5.3 Energy by Land Use - Electricity

Unmitigated

	Electricity Use	Total CO2	CH4	N2O	CO2e
Land Use	kWh/yr	MT/yr			
Apartments Mid Rise	3.99216e+007	5,723.9809	0.1449	0.0181	5,732.9987
Enclosed Parking with Elevator	0	0.0000	0.0000	0.0000	0.0000
General Light Industry	0	0.0000	0.0000	0.0000	0.0000
General Office Building	0	0.0000	0.0000	0.0000	0.0000
Hospital	0	0.0000	0.0000	0.0000	0.0000
Medical Office Building	0	0.0000	0.0000	0.0000	0.0000
Parking Lot	0	0.0000	0.0000	0.0000	0.0000
Strip Mall	0	0.0000	0.0000	0.0000	0.0000
Unenclosed Parking with Elevator	0	0.0000	0.0000	0.0000	0.0000
Total		**5,723.9809**	**0.1449**	**0.0181**	**5,732.9987**

5.3 Energy by Land Use - Electricity

Mitigated

	Electricity Use	Total CO2	CH4	N2O	CO2e
Land Use	kWh/yr	MT/yr			
Apartments Mid Rise	3.99216e+007	5,723.9809	0.1449	0.0181	5,732.9987
Enclosed Parking with Elevator	0	0.0000	0.0000	0.0000	0.0000
General Light Industry	0	0.0000	0.0000	0.0000	0.0000
General Office Building	0	0.0000	0.0000	0.0000	0.0000
Hospital	0	0.0000	0.0000	0.0000	0.0000
Medical Office Building	0	0.0000	0.0000	0.0000	0.0000
Parking Lot	0	0.0000	0.0000	0.0000	0.0000
Strip Mall	0	0.0000	0.0000	0.0000	0.0000
Unenclosed Parking with Elevator	0	0.0000	0.0000	0.0000	0.0000
Total		**5,723.9809**	**0.1449**	**0.0181**	**5,732.9987**

6.0 Area Detail

6.1 Mitigation Measures Area

	ROG	NOx	CO	SO2	Fugitive PM10	Exhaust PM10	PM10 Total	Fugitive PM2.5	Exhaust PM2.5	PM2.5 Total	Bio- CO2	NBio- CO2	Total CO2	CH4	N2O	CO2e
Category	tons/yr										MT/yr					
Mitigated	5.6660	0.0183	1.5945	9.0000e-005		8.7600e-003	8.7600e-003		8.7600e-003	8.7600e-003	0.0000	2.6279	2.6279	2.6700e-003	0.0000	2.6946
Unmitigated	5.6660	0.0183	1.5945	9.0000e-005		8.7600e-003	8.7600e-003		8.7600e-003	8.7600e-003	0.0000	2.6279	2.6279	2.6700e-003	0.0000	2.6946

6.2 Area by SubCategory

Unmitigated

	ROG	NOx	CO	SO2	Fugitive PM10	Exhaust PM10	PM10 Total	Fugitive PM2.5	Exhaust PM2.5	PM2.5 Total	Bio- CO2	NBio- CO2	Total CO2	CH4	N2O	CO2e
SubCategory	tons/yr										MT/yr					
Architectural Coating	0.6241					0.0000	0.0000		0.0000	0.0000	0.0000	0.0000	0.0000	0.0000	0.0000	0.0000
Consumer Products	4.9910					0.0000	0.0000		0.0000	0.0000	0.0000	0.0000	0.0000	0.0000	0.0000	0.0000
Hearth	0.0000	0.0000	0.0000	0.0000		0.0000	0.0000		0.0000	0.0000	0.0000	0.0000	0.0000	0.0000	0.0000	0.0000
Landscaping	0.0509	0.0183	1.5945	9.0000e-005		8.7600e-003	8.7600e-003		8.7600e-003	8.7600e-003	0.0000	2.6279	2.6279	2.6700e-003	0.0000	2.6946
Total	**5.6660**	**0.0183**	**1.5945**	**9.0000e-005**		**8.7600e-003**	**8.7600e-003**		**8.7600e-003**	**8.7600e-003**	**0.0000**	**2.6279**	**2.6279**	**2.6700e-003**	**0.0000**	**2.6946**

6.2 Area by SubCategory

Mitigated

	ROG	NOx	CO	SO2	Fugitive PM10	Exhaust PM10	PM10 Total	Fugitive PM2.5	Exhaust PM2.5	PM2.5 Total	Bio- CO2	NBio- CO2	Total CO2	CH4	N2O	CO2e
SubCategory	tons/yr										MT/yr					
Architectural Coating	0.6241					0.0000	0.0000		0.0000	0.0000	0.0000	0.0000	0.0000	0.0000	0.0000	0.0000
Consumer Products	4.9910					0.0000	0.0000		0.0000	0.0000	0.0000	0.0000	0.0000	0.0000	0.0000	0.0000
Hearth	0.0000	0.0000	0.0000	0.0000		0.0000	0.0000		0.0000	0.0000	0.0000	0.0000	0.0000	0.0000	0.0000	0.0000
Landscaping	0.0509	0.0183	1.5945	9.0000e-005		8.7600e-003	8.7600e-003		8.7600e-003	8.7600e-003	0.0000	2.6279	2.6279	2.6700e-003	0.0000	2.6946
Total	**5.6660**	**0.0183**	**1.5945**	**9.0000e-005**		**8.7600e-003**	**8.7600e-003**		**8.7600e-003**	**8.7600e-003**	**0.0000**	**2.6279**	**2.6279**	**2.6700e-003**	**0.0000**	**2.6946**

7.0 Water Detail

7.1 Mitigation Measures Water

	Total CO2	CH4	N2O	CO2e
Category	MT/yr			
Mitigated	90.4194	0.1046	0.0653	112.4994
Unmitigated	90.4194	0.1046	0.0653	112.4994

7.2 Water by Land Use

Unmitigated

	Indoor/Outdoor Use	Total CO2	CH4	N2O	CO2e
Land Use	Mgal	MT/yr			
Apartments Mid Rise	84.6458 / 0	90.4194	0.1046	0.0653	112.4994
Enclosed Parking with Elevator	0 / 0	0.0000	0.0000	0.0000	0.0000
General Light Industry	0 / 0	0.0000	0.0000	0.0000	0.0000
General Office Building	0 / 0	0.0000	0.0000	0.0000	0.0000
Hospital	0 / 0	0.0000	0.0000	0.0000	0.0000
Medical Office Building	0 / 0	0.0000	0.0000	0.0000	0.0000
Parking Lot	0 / 0	0.0000	0.0000	0.0000	0.0000
Strip Mall	0 / 0	0.0000	0.0000	0.0000	0.0000
Unenclosed Parking with Elevator	0 / 0	0.0000	0.0000	0.0000	0.0000
Total		**90.4194**	**0.1046**	**0.0653**	**112.4994**

7.2 Water by Land Use

Mitigated

	Indoor/Outdoor Use	Total CO2	CH4	N2O	CO2e
Land Use	Mgal	MT/yr			
Apartments Mid Rise	84.6458 / 0	90.4194	0.1046	0.0653	112.4994
Enclosed Parking with Elevator	0 / 0	0.0000	0.0000	0.0000	0.0000
General Light Industry	0 / 0	0.0000	0.0000	0.0000	0.0000
General Office Building	0 / 0	0.0000	0.0000	0.0000	0.0000
Hospital	0 / 0	0.0000	0.0000	0.0000	0.0000
Medical Office Building	0 / 0	0.0000	0.0000	0.0000	0.0000
Parking Lot	0 / 0	0.0000	0.0000	0.0000	0.0000
Strip Mall	0 / 0	0.0000	0.0000	0.0000	0.0000
Unenclosed Parking with Elevator	0 / 0	0.0000	0.0000	0.0000	0.0000
Total		**90.4194**	**0.1046**	**0.0653**	**112.4994**

8.0 Waste Detail

8.1 Mitigation Measures Waste

Category/Year

	Total CO2	CH4	N2O	CO2e
	MT/yr			
Mitigated	2,167.3122	128.0845	0.0000	5,369.4242
Unmitigated	2,167.3122	128.0845	0.0000	5,369.4242

8.2 Waste by Land Use

Unmitigated

	Waste Disposed	Total CO2	CH4	N2O	CO2e
Land Use	tons	MT/yr			
Apartments Mid Rise	69	14.0064	0.8278	0.0000	34.7002
Enclosed Parking with Elevator	0	0.0000	0.0000	0.0000	0.0000
General Light Industry	28.33	5.7507	0.3399	0.0000	14.2472
General Office Building	22.32	4.5308	0.2678	0.0000	11.2248
Hospital	9379.8	1,904.0146	112.5240	0.0000	4,717.1157
Medical Office Building	1080	219.2302	12.9561	0.0000	543.1336
Parking Lot	0	0.0000	0.0000	0.0000	0.0000
Strip Mall	97.44	19.7794	1.1689	0.0000	49.0027
Unenclosed Parking with Elevator	0	0.0000	0.0000	0.0000	0.0000
Total		**2,167.3122**	**128.0845**	**0.0000**	**5,369.4242**

8.2 Waste by Land Use

Mitigated

	Waste Disposed	Total CO2	CH4	N2O	CO2e
Land Use	tons	MT/yr			
Apartments Mid Rise	69	14.0064	0.8278	0.0000	34.7002
Enclosed Parking with Elevator	0	0.0000	0.0000	0.0000	0.0000
General Light Industry	28.33	5.7507	0.3399	0.0000	14.2472
General Office Building	22.32	4.5308	0.2678	0.0000	11.2248
Hospital	9379.8	1,904.0146	112.5240	0.0000	4,717.1157
Medical Office Building	1080	219.2302	12.9561	0.0000	543.1336
Parking Lot	0	0.0000	0.0000	0.0000	0.0000
Strip Mall	97.44	19.7794	1.1689	0.0000	49.0027
Unenclosed Parking with Elevator	0	0.0000	0.0000	0.0000	0.0000
Total		**2,167.3122**	**128.0845**	**0.0000**	**5,369.4242**

9.0 Operational Offroad

Equipment Type	Number	Hours/Day	Days/Year	Horse Power	Load Factor	Fuel Type

10.0 Stationary Equipment

Fire Pumps and Emergency Generators

Equipment Type	Number	Hours/Day	Hours/Year	Horse Power	Load Factor	Fuel Type
Emergency Generator	4	1	96	536	0.73	Diesel

Boilers

Equipment Type	Number	Heat Input/Day	Heat Input/Year	Boiler Rating	Fuel Type
Boiler	1	325.82	118924	13.58	CNG

User Defined Equipment

Equipment Type	Number

10.1 Stationary Sources

Unmitigated/Mitigated

	ROG	NOx	CO	SO2	Fugitive PM10	Exhaust PM10	PM10 Total	Fugitive PM2.5	Exhaust PM2.5	PM2.5 Total	Bio- CO2	NBio- CO2	Total CO2	CH4	N2O	CO2e
Equipment Type	tons/yr										MT/yr					
Boiler - CNG (5 - 75 MMBTU)	0.3206	0.6541	5.7131	0.0350		0.4431	0.4431		0.4431	0.4431	0.0000	6,346.3460	6,346.3460	0.1216	0.0000	6,349.3869
Emergency Generator - Diesel (300 - 600 HP)	0.1689	0.4720	0.4306	8.1000e-004		0.0248	0.0248		0.0248	0.0248	0.0000	78.3772	78.3772	0.0110	0.0000	78.6519
Total	**0.4895**	**1.1261**	**6.1437**	**0.0358**		**0.4679**	**0.4679**		**0.4679**	**0.4679**	**0.0000**	**6,424.7232**	**6,424.7232**	**0.1326**	**0.0000**	**6,428.0388**

11.0 Vegetation

CNU Operation - AQMP

Sacramento County, Summer

1.0 Project Characteristics

1.1 Land Usage

Land Uses	Size	Metric	Lot Acreage	Floor Surface Area	Population
General Office Building	24.00	1000sqft	0.55	24,000.00	0
Hospital	596.79	1000sqft	13.70	596,790.00	0
Hospital	103.21	1000sqft	2.37	103,210.00	0
Hospital	168.50	1000sqft	3.87	168,500.00	0
Medical Office Building	100.00	1000sqft	2.30	100,000.00	0
General Light Industry	22.85	1000sqft	0.52	22,850.00	0
Enclosed Parking with Elevator	80.00	Space	0.72	32,000.00	0
Enclosed Parking with Elevator	170.00	Space	1.53	68,000.00	0
Enclosed Parking with Elevator	200.00	Space	1.80	80,000.00	0
Parking Lot	15.50	1000sqft	0.36	15,500.00	0
Unenclosed Parking with Elevator	1,500.00	Space	13.50	600,000.00	0
Unenclosed Parking with Elevator	1,000.00	Space	9.00	400,000.00	0
Apartments Mid Rise	150.00	Dwelling Unit	3.95	150,000.00	401
Strip Mall	51.40	1000sqft	1.18	51,400.00	0
Strip Mall	41.40	1000sqft	0.95	41,400.00	0

1.2 Other Project Characteristics

Urbanization	Urban	**Wind Speed (m/s)**	3.5	**Precipitation Freq (Days)**	58
Climate Zone	6			**Operational Year**	2030
Utility Company	Sacramento Municipal Utility District				

CO2 Intensity (lb/MWhr)	316.1	**CH4 Intensity (lb/MWhr)**	0.008	**N2O Intensity (lb/MWhr)**	0.001

1.3 User Entered Comments & Non-Default Data

Project Characteristics - SMUD intensity factor adjusted for 2030 RPS compliance (60% renewable)

Land Use -

Construction Phase - Operation only

Off-road Equipment - Operation only

Off-road Equipment - Operation only

Off-road Equipment - Operation only

Off-road Equipment - Operation only

Off-road Equipment - Operation only

Off-road Equipment - Operation only

Trips and VMT - Operation only

Grading -

Architectural Coating - Operation only

Vehicle Trips - Mobile source modeled separately

Energy Use - Total project electricity demand = 39,921,600 kWh/yr. Natural gas included under boiler.

Water And Wastewater - Project total water demand = 84,645,755 gal/year.

Area Mitigation - No other area mitigation

Operational Off-Road Equipment -

Stationary Sources - Emergency Generators and Fire Pumps -

Stationary Sources - Process Boilers -

Table Name	Column Name	Default Value	New Value
tblArchitecturalCoating	ConstArea_Nonresidential_Exterior	554,075.00	0.00
tblArchitecturalCoating	ConstArea_Nonresidential_Interior	1,662,225.00	0.00

tblArchitecturalCoating	ConstArea_Parking	71,730.00	0.00
tblArchitecturalCoating	ConstArea_Residential_Exterior	101,250.00	0.00
tblArchitecturalCoating	ConstArea_Residential_Interior	303,750.00	0.00
tblConstructionPhase	NumDays	75.00	0.00
tblConstructionPhase	NumDays	1,110.00	0.00
tblConstructionPhase	NumDays	70.00	0.00
tblConstructionPhase	NumDays	110.00	0.00
tblConstructionPhase	NumDays	75.00	0.00
tblConstructionPhase	NumDays	40.00	0.00
tblEnergyUse	LightingElect	741.44	0.00
tblEnergyUse	LightingElect	1.75	0.00
tblEnergyUse	LightingElect	4.57	0.00
tblEnergyUse	LightingElect	3.71	0.00
tblEnergyUse	LightingElect	4.98	0.00
tblEnergyUse	LightingElect	3.71	0.00
tblEnergyUse	LightingElect	0.35	0.00
tblEnergyUse	LightingElect	5.33	0.00
tblEnergyUse	LightingElect	1.75	0.00
tblEnergyUse	NT24E	3,054.10	0.00
tblEnergyUse	NT24E	0.19	0.00
tblEnergyUse	NT24E	7.20	0.00
tblEnergyUse	NT24E	5.75	0.00
tblEnergyUse	NT24E	6.17	0.00
tblEnergyUse	NT24E	5.75	0.00
tblEnergyUse	NT24E	2.98	0.00
tblEnergyUse	NT24E	0.19	0.00
tblEnergyUse	NT24NG	2,687.00	0.00

tblEnergyUse	NT24NG	12.42	0.00
tblEnergyUse	NT24NG	0.68	0.00
tblEnergyUse	NT24NG	9.61	0.00
tblEnergyUse	NT24NG	0.68	0.00
tblEnergyUse	NT24NG	0.93	0.00
tblEnergyUse	T24E	460.92	266,144.00
tblEnergyUse	T24E	3.92	0.00
tblEnergyUse	T24E	3.41	0.00
tblEnergyUse	T24E	4.98	0.00
tblEnergyUse	T24E	9.18	0.00
tblEnergyUse	T24E	4.98	0.00
tblEnergyUse	T24E	3.26	0.00
tblEnergyUse	T24NG	7,061.10	0.00
tblEnergyUse	T24NG	23.39	0.00
tblEnergyUse	T24NG	12.42	0.00
tblEnergyUse	T24NG	57.91	0.00
tblEnergyUse	T24NG	12.42	0.00
tblEnergyUse	T24NG	4.49	0.00
tblOffRoadEquipment	OffRoadEquipmentUnitAmount	1.00	0.00
tblOffRoadEquipment	OffRoadEquipmentUnitAmount	1.00	0.00
tblOffRoadEquipment	OffRoadEquipmentUnitAmount	1.00	0.00
tblOffRoadEquipment	OffRoadEquipmentUnitAmount	3.00	0.00
tblOffRoadEquipment	OffRoadEquipmentUnitAmount	2.00	0.00
tblOffRoadEquipment	OffRoadEquipmentUnitAmount	3.00	0.00
tblOffRoadEquipment	OffRoadEquipmentUnitAmount	1.00	0.00
tblOffRoadEquipment	OffRoadEquipmentUnitAmount	1.00	0.00
tblOffRoadEquipment	OffRoadEquipmentUnitAmount	2.00	0.00

tblOffRoadEquipment	OffRoadEquipmentUnitAmount	2.00	0.00
tblOffRoadEquipment	OffRoadEquipmentUnitAmount	2.00	0.00
tblOffRoadEquipment	OffRoadEquipmentUnitAmount	2.00	0.00
tblOffRoadEquipment	OffRoadEquipmentUnitAmount	1.00	0.00
tblOffRoadEquipment	OffRoadEquipmentUnitAmount	3.00	0.00
tblOffRoadEquipment	OffRoadEquipmentUnitAmount	2.00	0.00
tblOffRoadEquipment	OffRoadEquipmentUnitAmount	3.00	0.00
tblOffRoadEquipment	OffRoadEquipmentUnitAmount	2.00	0.00
tblOffRoadEquipment	OffRoadEquipmentUnitAmount	4.00	0.00
tblOffRoadEquipment	OffRoadEquipmentUnitAmount	1.00	0.00
tblProjectCharacteristics	CH4IntensityFactor	0.029	0.008
tblProjectCharacteristics	CO2IntensityFactor	590.31	316.1
tblProjectCharacteristics	N2OIntensityFactor	0.006	0.001
tblStationaryBoilersUse	AnnualHeatInput	0.00	118,924.00
tblStationaryBoilersUse	BoilerRatingValue	0.00	13.58
tblStationaryBoilersUse	DailyHeatInput	0.00	325.82
tblStationaryBoilersUse	NumberOfEquipment	0.00	1.00
tblStationaryGeneratorsPumpsUse	HorsePowerValue	0.00	536.00
tblStationaryGeneratorsPumpsUse	HoursPerDay	0.00	1.00
tblStationaryGeneratorsPumpsUse	HoursPerYear	0.00	96.00
tblStationaryGeneratorsPumpsUse	NumberOfEquipment	0.00	4.00
tblTripsAndVMT	VendorTripNumber	394.00	0.00
tblTripsAndVMT	WorkerTripNumber	967.00	0.00
tblTripsAndVMT	WorkerTripNumber	193.00	0.00
tblVehicleTrips	ST_TR	6.39	0.00
tblVehicleTrips	ST_TR	1.32	0.00
tblVehicleTrips	ST_TR	2.46	0.00

tblVehicleTrips	ST_TR	10.18	0.00
tblVehicleTrips	ST_TR	8.96	0.00
tblVehicleTrips	ST_TR	42.04	0.00
tblVehicleTrips	SU_TR	5.86	0.00
tblVehicleTrips	SU_TR	0.68	0.00
tblVehicleTrips	SU_TR	1.05	0.00
tblVehicleTrips	SU_TR	8.91	0.00
tblVehicleTrips	SU_TR	1.55	0.00
tblVehicleTrips	SU_TR	20.43	0.00
tblVehicleTrips	WD_TR	6.65	0.00
tblVehicleTrips	WD_TR	6.97	0.00
tblVehicleTrips	WD_TR	11.03	0.00
tblVehicleTrips	WD_TR	13.22	0.00
tblVehicleTrips	WD_TR	36.13	0.00
tblVehicleTrips	WD_TR	44.32	0.00
tblWater	IndoorWaterUseRate	9,773,103.84	84,645,755.00
tblWater	IndoorWaterUseRate	5,284,062.50	0.00
tblWater	IndoorWaterUseRate	4,265,609.95	0.00
tblWater	IndoorWaterUseRate	108,979,846.87	0.00
tblWater	IndoorWaterUseRate	12,548,053.76	0.00
tblWater	IndoorWaterUseRate	6,873,929.99	0.00
tblWater	OutdoorWaterUseRate	6,161,304.60	0.00
tblWater	OutdoorWaterUseRate	2,614,406.10	0.00
tblWater	OutdoorWaterUseRate	20,758,066.07	0.00
tblWater	OutdoorWaterUseRate	2,390,105.48	0.00
tblWater	OutdoorWaterUseRate	4,213,053.87	0.00

2.0 Emissions Summary

2.1 Overall Construction (Maximum Daily Emission)

Unmitigated Construction

	ROG	NOx	CO	SO2	Fugitive PM10	Exhaust PM10	PM10 Total	Fugitive PM2.5	Exhaust PM2.5	PM2.5 Total	Bio- CO2	NBio- CO2	Total CO2	CH4	N2O	CO2e
Year	lb/day										lb/day					
2019	0.0000	0.0000	0.0000	0.0000	0.0000	0.0000	0.0000	0.0000	0.0000	0.0000	0.0000	0.0000	0.0000	0.0000	0.0000	0.0000
2020	0.0000	0.0000	0.0000	0.0000	0.0000	0.0000	0.0000	0.0000	0.0000	0.0000	0.0000	0.0000	0.0000	0.0000	0.0000	0.0000
2025	0.0000	0.0000	0.0000	0.0000	0.0000	0.0000	0.0000	0.0000	0.0000	0.0000	0.0000	0.0000	0.0000	0.0000	0.0000	0.0000
Maximum	**0.0000**	**0.0000**	**0.0000**	**0.0000**	**0.0000**	**0.0000**	**0.0000**	**0.0000**	**0.0000**	**0.0000**	**0.0000**	**0.0000**	**0.0000**	**0.0000**	**0.0000**	**0.0000**

Mitigated Construction

	ROG	NOx	CO	SO2	Fugitive PM10	Exhaust PM10	PM10 Total	Fugitive PM2.5	Exhaust PM2.5	PM2.5 Total	Bio- CO2	NBio- CO2	Total CO2	CH4	N2O	CO2e
Year	lb/day										lb/day					
2019	0.0000	0.0000	0.0000	0.0000	0.0000	0.0000	0.0000	0.0000	0.0000	0.0000	0.0000	0.0000	0.0000	0.0000	0.0000	0.0000
2020	0.0000	0.0000	0.0000	0.0000	0.0000	0.0000	0.0000	0.0000	0.0000	0.0000	0.0000	0.0000	0.0000	0.0000	0.0000	0.0000
2025	0.0000	0.0000	0.0000	0.0000	0.0000	0.0000	0.0000	0.0000	0.0000	0.0000	0.0000	0.0000	0.0000	0.0000	0.0000	0.0000
Maximum	**0.0000**	**0.0000**	**0.0000**	**0.0000**	**0.0000**	**0.0000**	**0.0000**	**0.0000**	**0.0000**	**0.0000**	**0.0000**	**0.0000**	**0.0000**	**0.0000**	**0.0000**	**0.0000**

	ROG	NOx	CO	SO2	Fugitive PM10	Exhaust PM10	PM10 Total	Fugitive PM2.5	Exhaust PM2.5	PM2.5 Total	Bio- CO2	NBio-CO2	Total CO2	CH4	N20	CO2e
Percent Reduction	**0.00**	**0.00**	**0.00**	**0.00**	**0.00**	**0.00**	**0.00**	**0.00**	**0.00**	**0.00**	**0.00**	**0.00**	**0.00**	**0.00**	**0.00**	**0.00**

2.2 Overall Operational

Unmitigated Operational

	ROG	NOx	CO	SO2	Fugitive PM10	Exhaust PM10	PM10 Total	Fugitive PM2.5	Exhaust PM2.5	PM2.5 Total	Bio- CO2	NBio- CO2	Total CO2	CH4	N2O	CO2e
Category	lb/day										lb/day					
Area	31.1747	0.1460	12.7563	6.8000e-004		0.0701	0.0701		0.0701	0.0701	0.0000	23.1744	23.1744	0.0235	0.0000	23.7626
Energy	0.0000	0.0000	0.0000	0.0000		0.0000	0.0000		0.0000	0.0000		0.0000	0.0000	0.0000	0.0000	0.0000
Mobile	0.0000	0.0000	0.0000	0.0000	0.0000	0.0000	0.0000	0.0000	0.0000	0.0000		0.0000	0.0000	0.0000		0.0000
Stationary	5.2754	13.4180	40.2761	0.2086		2.9453	2.9453		2.9453	2.9453		40,132.3379	40,132.3379	0.9871		40,157.0143
Total	**36.4500**	**13.5640**	**53.0324**	**0.2093**	**0.0000**	**3.0154**	**3.0154**	**0.0000**	**3.0154**	**3.0154**	**0.0000**	**40,155.5123**	**40,155.5123**	**1.0106**	**0.0000**	**40,180.7769**

2.2 Overall Operational

Mitigated Operational

	ROG	NOx	CO	SO2	Fugitive PM10	Exhaust PM10	PM10 Total	Fugitive PM2.5	Exhaust PM2.5	PM2.5 Total	Bio- CO2	NBio- CO2	Total CO2	CH4	N2O	CO2e
Category	lb/day										lb/day					
Area	31.1747	0.1460	12.7563	6.8000e-004		0.0701	0.0701		0.0701	0.0701	0.0000	23.1744	23.1744	0.0235	0.0000	23.7626
Energy	0.0000	0.0000	0.0000	0.0000		0.0000	0.0000		0.0000	0.0000		0.0000	0.0000	0.0000	0.0000	0.0000
Mobile	0.0000	0.0000	0.0000	0.0000	0.0000	0.0000	0.0000	0.0000	0.0000	0.0000		0.0000	0.0000	0.0000		0.0000
Stationary	5.2754	13.4180	40.2761	0.2086		2.9453	2.9453		2.9453	2.9453		40,132.3379	40,132.3379	0.9871		40,157.0143
Total	**36.4500**	**13.5640**	**53.0324**	**0.2093**	**0.0000**	**3.0154**	**3.0154**	**0.0000**	**3.0154**	**3.0154**	**0.0000**	**40,155.5123**	**40,155.5123**	**1.0106**	**0.0000**	**40,180.7769**

	ROG	NOx	CO	SO2	Fugitive PM10	Exhaust PM10	PM10 Total	Fugitive PM2.5	Exhaust PM2.5	PM2.5 Total	Bio- CO2	NBio-CO2	Total CO2	CH4	N20	CO2e
Percent Reduction	**0.00**	**0.00**	**0.00**	**0.00**	**0.00**	**0.00**	**0.00**	**0.00**	**0.00**	**0.00**	**0.00**	**0.00**	**0.00**	**0.00**	**0.00**	**0.00**

3.0 Construction Detail

Construction Phase

Phase Number	Phase Name	Phase Type	Start Date	End Date	Num Days Week	Num Days	Phase Description
1	Demolition	Demolition	12/26/2019	12/25/2019	5	0	
2	Site Preparation	Site Preparation	4/2/2020	4/1/2020	5	0	
3	Grading	Grading	5/28/2020	5/27/2020	5	0	
4	Building Construction	Building Construction	10/29/2020	10/28/2020	5	0	
5	Paving	Paving	1/30/2025	1/29/2025	5	0	
6	Architectural Coating	Architectural Coating	5/15/2025	5/14/2025	5	0	

Acres of Grading (Site Preparation Phase): 0

Acres of Grading (Grading Phase): 0

Acres of Paving: 26.91

Residential Indoor: 0; Residential Outdoor: 0; Non-Residential Indoor: 0; Non-Residential Outdoor: 0; Striped Parking Area: 0 (Architectural Coating – sqft)

OffRoad Equipment

CNU Operation - AQMP - Sacramento County, Summer

Phase Name	Offroad Equipment Type	Amount	Usage Hours	Horse Power	Load Factor
Demolition	Concrete/Industrial Saws	0	8.00	81	0.73
Demolition	Excavators	0	8.00	158	0.38
Demolition	Rubber Tired Dozers	0	8.00	247	0.40
Site Preparation	Rubber Tired Dozers	0	8.00	247	0.40
Site Preparation	Tractors/Loaders/Backhoes	0	8.00	97	0.37
Grading	Excavators	0	8.00	158	0.38
Grading	Graders	0	8.00	187	0.41
Grading	Rubber Tired Dozers	0	8.00	247	0.40
Grading	Scrapers	0	8.00	367	0.48
Grading	Tractors/Loaders/Backhoes	0	8.00	97	0.37
Building Construction	Cranes	0	7.00	231	0.29
Building Construction	Forklifts	0	8.00	89	0.20
Building Construction	Generator Sets	0	8.00	84	0.74
Building Construction	Tractors/Loaders/Backhoes	0	7.00	97	0.37
Building Construction	Welders	0	8.00	46	0.45
Paving	Pavers	0	8.00	130	0.42
Paving	Paving Equipment	0	8.00	132	0.36
Paving	Rollers	0	8.00	80	0.38
Architectural Coating	Air Compressors	0	6.00	78	0.48

Trips and VMT

Phase Name	Offroad Equipment Count	Worker Trip Number	Vendor Trip Number	Hauling Trip Number	Worker Trip Length	Vendor Trip Length	Hauling Trip Length	Worker Vehicle Class	Vendor Vehicle Class	Hauling Vehicle Class
Demolition	0	0.00	0.00	0.00	10.00	6.50	20.00	LD_Mix	HDT_Mix	HHDT
Site Preparation	0	0.00	0.00	0.00	10.00	6.50	20.00	LD_Mix	HDT_Mix	HHDT
Grading	0	0.00	0.00	0.00	10.00	6.50	20.00	LD_Mix	HDT_Mix	HHDT
Building Construction	0	0.00	0.00	0.00	10.00	6.50	20.00	LD_Mix	HDT_Mix	HHDT
Paving	0	0.00	0.00	0.00	10.00	6.50	20.00	LD_Mix	HDT_Mix	HHDT
Architectural Coating	0	0.00	0.00	0.00	10.00	6.50	20.00	LD_Mix	HDT_Mix	HHDT

3.1 Mitigation Measures Construction

3.2 Demolition - 2019

Unmitigated Construction On-Site

	ROG	NOx	CO	SO2	Fugitive PM10	Exhaust PM10	PM10 Total	Fugitive PM2.5	Exhaust PM2.5	PM2.5 Total	Bio- CO2	NBio- CO2	Total CO2	CH4	N2O	CO2e
Category	lb/day										lb/day					
Off-Road	0.0000	0.0000	0.0000	0.0000	0.0000	0.0000	0.0000	0.0000	0.0000	0.0000	0.0000	0.0000	0.0000	0.0000	0.0000	0.0000
Total	**0.0000**	**0.0000**	**0.0000**	**0.0000**	**0.0000**	**0.0000**	**0.0000**	**0.0000**	**0.0000**	**0.0000**	**0.0000**	**0.0000**	**0.0000**	**0.0000**	**0.0000**	**0.0000**

3.2 Demolition - 2019

Unmitigated Construction Off-Site

	ROG	NOx	CO	SO2	Fugitive PM10	Exhaust PM10	PM10 Total	Fugitive PM2.5	Exhaust PM2.5	PM2.5 Total	Bio- CO2	NBio- CO2	Total CO2	CH4	N2O	CO2e
Category	lb/day										lb/day					
Hauling	0.0000	0.0000	0.0000	0.0000	0.0000	0.0000	0.0000	0.0000	0.0000	0.0000	0.0000	0.0000	0.0000	0.0000	0.0000	0.0000
Vendor	0.0000	0.0000	0.0000	0.0000	0.0000	0.0000	0.0000	0.0000	0.0000	0.0000	0.0000	0.0000	0.0000	0.0000	0.0000	0.0000
Worker	0.0000	0.0000	0.0000	0.0000	0.0000	0.0000	0.0000	0.0000	0.0000	0.0000	0.0000	0.0000	0.0000	0.0000	0.0000	0.0000
Total	**0.0000**	**0.0000**	**0.0000**	**0.0000**	**0.0000**	**0.0000**	**0.0000**	**0.0000**	**0.0000**	**0.0000**	**0.0000**	**0.0000**	**0.0000**	**0.0000**	**0.0000**	**0.0000**

Mitigated Construction On-Site

	ROG	NOx	CO	SO2	Fugitive PM10	Exhaust PM10	PM10 Total	Fugitive PM2.5	Exhaust PM2.5	PM2.5 Total	Bio- CO2	NBio- CO2	Total CO2	CH4	N2O	CO2e
Category	lb/day										lb/day					
Off-Road	0.0000	0.0000	0.0000	0.0000	0.0000	0.0000	0.0000	0.0000	0.0000	0.0000	0.0000	0.0000	0.0000	0.0000	0.0000	0.0000
Total	**0.0000**	**0.0000**	**0.0000**	**0.0000**	**0.0000**	**0.0000**	**0.0000**	**0.0000**	**0.0000**	**0.0000**	**0.0000**	**0.0000**	**0.0000**	**0.0000**	**0.0000**	**0.0000**

3.2 Demolition - 2019

Mitigated Construction Off-Site

	ROG	NOx	CO	SO2	Fugitive PM10	Exhaust PM10	PM10 Total	Fugitive PM2.5	Exhaust PM2.5	PM2.5 Total	Bio- CO2	NBio- CO2	Total CO2	CH4	N2O	CO2e
Category	lb/day										lb/day					
Hauling	0.0000	0.0000	0.0000	0.0000	0.0000	0.0000	0.0000	0.0000	0.0000	0.0000	0.0000	0.0000	0.0000	0.0000	0.0000	0.0000
Vendor	0.0000	0.0000	0.0000	0.0000	0.0000	0.0000	0.0000	0.0000	0.0000	0.0000	0.0000	0.0000	0.0000	0.0000	0.0000	0.0000
Worker	0.0000	0.0000	0.0000	0.0000	0.0000	0.0000	0.0000	0.0000	0.0000	0.0000	0.0000	0.0000	0.0000	0.0000	0.0000	0.0000
Total	**0.0000**	**0.0000**	**0.0000**	**0.0000**	**0.0000**	**0.0000**	**0.0000**	**0.0000**	**0.0000**	**0.0000**	**0.0000**	**0.0000**	**0.0000**	**0.0000**	**0.0000**	**0.0000**

3.3 Site Preparation - 2020

Unmitigated Construction On-Site

	ROG	NOx	CO	SO2	Fugitive PM10	Exhaust PM10	PM10 Total	Fugitive PM2.5	Exhaust PM2.5	PM2.5 Total	Bio- CO2	NBio- CO2	Total CO2	CH4	N2O	CO2e
Category	lb/day										lb/day					
Fugitive Dust	0.0000	0.0000	0.0000	0.0000	0.0000	0.0000	0.0000	0.0000	0.0000	0.0000	0.0000	0.0000	0.0000	0.0000	0.0000	0.0000
Off-Road	0.0000	0.0000	0.0000	0.0000	0.0000	0.0000	0.0000	0.0000	0.0000	0.0000	0.0000	0.0000	0.0000	0.0000	0.0000	0.0000
Total	**0.0000**	**0.0000**	**0.0000**	**0.0000**	**0.0000**	**0.0000**	**0.0000**	**0.0000**	**0.0000**	**0.0000**	**0.0000**	**0.0000**	**0.0000**	**0.0000**	**0.0000**	**0.0000**

3.3 Site Preparation - 2020

Unmitigated Construction Off-Site

	ROG	NOx	CO	SO2	Fugitive PM10	Exhaust PM10	PM10 Total	Fugitive PM2.5	Exhaust PM2.5	PM2.5 Total	Bio- CO2	NBio- CO2	Total CO2	CH4	N2O	CO2e
Category	lb/day										lb/day					
Hauling	0.0000	0.0000	0.0000	0.0000	0.0000	0.0000	0.0000	0.0000	0.0000	0.0000	0.0000	0.0000	0.0000	0.0000	0.0000	0.0000
Vendor	0.0000	0.0000	0.0000	0.0000	0.0000	0.0000	0.0000	0.0000	0.0000	0.0000	0.0000	0.0000	0.0000	0.0000	0.0000	0.0000
Worker	0.0000	0.0000	0.0000	0.0000	0.0000	0.0000	0.0000	0.0000	0.0000	0.0000	0.0000	0.0000	0.0000	0.0000	0.0000	0.0000
Total	**0.0000**	**0.0000**	**0.0000**	**0.0000**	**0.0000**	**0.0000**	**0.0000**	**0.0000**	**0.0000**	**0.0000**	**0.0000**	**0.0000**	**0.0000**	**0.0000**	**0.0000**	**0.0000**

Mitigated Construction On-Site

	ROG	NOx	CO	SO2	Fugitive PM10	Exhaust PM10	PM10 Total	Fugitive PM2.5	Exhaust PM2.5	PM2.5 Total	Bio- CO2	NBio- CO2	Total CO2	CH4	N2O	CO2e
Category	lb/day										lb/day					
Fugitive Dust	0.0000	0.0000	0.0000	0.0000	0.0000	0.0000	0.0000	0.0000	0.0000	0.0000	0.0000	0.0000	0.0000	0.0000	0.0000	0.0000
Off-Road	0.0000	0.0000	0.0000	0.0000	0.0000	0.0000	0.0000	0.0000	0.0000	0.0000	0.0000	0.0000	0.0000	0.0000	0.0000	0.0000
Total	**0.0000**	**0.0000**	**0.0000**	**0.0000**	**0.0000**	**0.0000**	**0.0000**	**0.0000**	**0.0000**	**0.0000**	**0.0000**	**0.0000**	**0.0000**	**0.0000**	**0.0000**	**0.0000**

3.3 Site Preparation - 2020

Mitigated Construction Off-Site

	ROG	NOx	CO	SO2	Fugitive PM10	Exhaust PM10	PM10 Total	Fugitive PM2.5	Exhaust PM2.5	PM2.5 Total	Bio- CO2	NBio- CO2	Total CO2	CH4	N2O	CO2e
Category	lb/day										lb/day					
Hauling	0.0000	0.0000	0.0000	0.0000	0.0000	0.0000	0.0000	0.0000	0.0000	0.0000	0.0000	0.0000	0.0000	0.0000	0.0000	0.0000
Vendor	0.0000	0.0000	0.0000	0.0000	0.0000	0.0000	0.0000	0.0000	0.0000	0.0000	0.0000	0.0000	0.0000	0.0000	0.0000	0.0000
Worker	0.0000	0.0000	0.0000	0.0000	0.0000	0.0000	0.0000	0.0000	0.0000	0.0000	0.0000	0.0000	0.0000	0.0000	0.0000	0.0000
Total	**0.0000**	**0.0000**	**0.0000**	**0.0000**	**0.0000**	**0.0000**	**0.0000**	**0.0000**	**0.0000**	**0.0000**	**0.0000**	**0.0000**	**0.0000**	**0.0000**	**0.0000**	**0.0000**

3.4 Grading - 2020

Unmitigated Construction On-Site

	ROG	NOx	CO	SO2	Fugitive PM10	Exhaust PM10	PM10 Total	Fugitive PM2.5	Exhaust PM2.5	PM2.5 Total	Bio- CO2	NBio- CO2	Total CO2	CH4	N2O	CO2e
Category	lb/day										lb/day					
Fugitive Dust	0.0000	0.0000	0.0000	0.0000	0.0000	0.0000	0.0000	0.0000	0.0000	0.0000	0.0000	0.0000	0.0000	0.0000	0.0000	0.0000
Off-Road	0.0000	0.0000	0.0000	0.0000	0.0000	0.0000	0.0000	0.0000	0.0000	0.0000	0.0000	0.0000	0.0000	0.0000	0.0000	0.0000
Total	**0.0000**	**0.0000**	**0.0000**	**0.0000**	**0.0000**	**0.0000**	**0.0000**	**0.0000**	**0.0000**	**0.0000**	**0.0000**	**0.0000**	**0.0000**	**0.0000**	**0.0000**	**0.0000**

3.4 Grading - 2020

Unmitigated Construction Off-Site

	ROG	NOx	CO	SO2	Fugitive PM10	Exhaust PM10	PM10 Total	Fugitive PM2.5	Exhaust PM2.5	PM2.5 Total	Bio- CO2	NBio- CO2	Total CO2	CH4	N2O	CO2e
Category	lb/day										lb/day					
Hauling	0.0000	0.0000	0.0000	0.0000	0.0000	0.0000	0.0000	0.0000	0.0000	0.0000	0.0000	0.0000	0.0000	0.0000	0.0000	0.0000
Vendor	0.0000	0.0000	0.0000	0.0000	0.0000	0.0000	0.0000	0.0000	0.0000	0.0000	0.0000	0.0000	0.0000	0.0000	0.0000	0.0000
Worker	0.0000	0.0000	0.0000	0.0000	0.0000	0.0000	0.0000	0.0000	0.0000	0.0000	0.0000	0.0000	0.0000	0.0000	0.0000	0.0000
Total	**0.0000**	**0.0000**	**0.0000**	**0.0000**	**0.0000**	**0.0000**	**0.0000**	**0.0000**	**0.0000**	**0.0000**	**0.0000**	**0.0000**	**0.0000**	**0.0000**	**0.0000**	**0.0000**

Mitigated Construction On-Site

	ROG	NOx	CO	SO2	Fugitive PM10	Exhaust PM10	PM10 Total	Fugitive PM2.5	Exhaust PM2.5	PM2.5 Total	Bio- CO2	NBio- CO2	Total CO2	CH4	N2O	CO2e
Category	lb/day										lb/day					
Fugitive Dust	0.0000	0.0000	0.0000	0.0000	0.0000	0.0000	0.0000	0.0000	0.0000	0.0000	0.0000	0.0000	0.0000	0.0000	0.0000	0.0000
Off-Road	0.0000	0.0000	0.0000	0.0000	0.0000	0.0000	0.0000	0.0000	0.0000	0.0000	0.0000	0.0000	0.0000	0.0000	0.0000	0.0000
Total	**0.0000**	**0.0000**	**0.0000**	**0.0000**	**0.0000**	**0.0000**	**0.0000**	**0.0000**	**0.0000**	**0.0000**	**0.0000**	**0.0000**	**0.0000**	**0.0000**	**0.0000**	**0.0000**

3.4 Grading - 2020

Mitigated Construction Off-Site

	ROG	NOx	CO	SO2	Fugitive PM10	Exhaust PM10	PM10 Total	Fugitive PM2.5	Exhaust PM2.5	PM2.5 Total	Bio- CO2	NBio- CO2	Total CO2	CH4	N2O	CO2e
Category	lb/day										lb/day					
Hauling	0.0000	0.0000	0.0000	0.0000	0.0000	0.0000	0.0000	0.0000	0.0000	0.0000	0.0000	0.0000	0.0000	0.0000	0.0000	0.0000
Vendor	0.0000	0.0000	0.0000	0.0000	0.0000	0.0000	0.0000	0.0000	0.0000	0.0000	0.0000	0.0000	0.0000	0.0000	0.0000	0.0000
Worker	0.0000	0.0000	0.0000	0.0000	0.0000	0.0000	0.0000	0.0000	0.0000	0.0000	0.0000	0.0000	0.0000	0.0000	0.0000	0.0000
Total	**0.0000**	**0.0000**	**0.0000**	**0.0000**	**0.0000**	**0.0000**	**0.0000**	**0.0000**	**0.0000**	**0.0000**	**0.0000**	**0.0000**	**0.0000**	**0.0000**	**0.0000**	**0.0000**

3.5 Building Construction - 2020

Unmitigated Construction On-Site

	ROG	NOx	CO	SO2	Fugitive PM10	Exhaust PM10	PM10 Total	Fugitive PM2.5	Exhaust PM2.5	PM2.5 Total	Bio- CO2	NBio- CO2	Total CO2	CH4	N2O	CO2e
Category	lb/day										lb/day					
Off-Road	0.0000	0.0000	0.0000	0.0000	0.0000	0.0000	0.0000	0.0000	0.0000	0.0000	0.0000	0.0000	0.0000	0.0000	0.0000	0.0000
Total	**0.0000**	**0.0000**	**0.0000**	**0.0000**	**0.0000**	**0.0000**	**0.0000**	**0.0000**	**0.0000**	**0.0000**	**0.0000**	**0.0000**	**0.0000**	**0.0000**	**0.0000**	**0.0000**

3.5 Building Construction - 2020

Unmitigated Construction Off-Site

	ROG	NOx	CO	SO2	Fugitive PM10	Exhaust PM10	PM10 Total	Fugitive PM2.5	Exhaust PM2.5	PM2.5 Total	Bio- CO2	NBio- CO2	Total CO2	CH4	N2O	CO2e
Category	lb/day										lb/day					
Hauling	0.0000	0.0000	0.0000	0.0000	0.0000	0.0000	0.0000	0.0000	0.0000	0.0000	0.0000	0.0000	0.0000	0.0000	0.0000	0.0000
Vendor	0.0000	0.0000	0.0000	0.0000	0.0000	0.0000	0.0000	0.0000	0.0000	0.0000	0.0000	0.0000	0.0000	0.0000	0.0000	0.0000
Worker	0.0000	0.0000	0.0000	0.0000	0.0000	0.0000	0.0000	0.0000	0.0000	0.0000	0.0000	0.0000	0.0000	0.0000	0.0000	0.0000
Total	**0.0000**	**0.0000**	**0.0000**	**0.0000**	**0.0000**	**0.0000**	**0.0000**	**0.0000**	**0.0000**	**0.0000**	**0.0000**	**0.0000**	**0.0000**	**0.0000**	**0.0000**	**0.0000**

Mitigated Construction On-Site

	ROG	NOx	CO	SO2	Fugitive PM10	Exhaust PM10	PM10 Total	Fugitive PM2.5	Exhaust PM2.5	PM2.5 Total	Bio- CO2	NBio- CO2	Total CO2	CH4	N2O	CO2e
Category	lb/day										lb/day					
Off-Road	0.0000	0.0000	0.0000	0.0000	0.0000	0.0000	0.0000	0.0000	0.0000	0.0000	0.0000	0.0000	0.0000	0.0000	0.0000	0.0000
Total	**0.0000**	**0.0000**	**0.0000**	**0.0000**	**0.0000**	**0.0000**	**0.0000**	**0.0000**	**0.0000**	**0.0000**	**0.0000**	**0.0000**	**0.0000**	**0.0000**	**0.0000**	**0.0000**

3.5 Building Construction - 2020

Mitigated Construction Off-Site

	ROG	NOx	CO	SO2	Fugitive PM10	Exhaust PM10	PM10 Total	Fugitive PM2.5	Exhaust PM2.5	PM2.5 Total	Bio- CO2	NBio- CO2	Total CO2	CH4	N2O	CO2e
Category	lb/day										lb/day					
Hauling	0.0000	0.0000	0.0000	0.0000	0.0000	0.0000	0.0000	0.0000	0.0000	0.0000	0.0000	0.0000	0.0000	0.0000	0.0000	0.0000
Vendor	0.0000	0.0000	0.0000	0.0000	0.0000	0.0000	0.0000	0.0000	0.0000	0.0000	0.0000	0.0000	0.0000	0.0000	0.0000	0.0000
Worker	0.0000	0.0000	0.0000	0.0000	0.0000	0.0000	0.0000	0.0000	0.0000	0.0000	0.0000	0.0000	0.0000	0.0000	0.0000	0.0000
Total	**0.0000**	**0.0000**	**0.0000**	**0.0000**	**0.0000**	**0.0000**	**0.0000**	**0.0000**	**0.0000**	**0.0000**	**0.0000**	**0.0000**	**0.0000**	**0.0000**	**0.0000**	**0.0000**

3.6 Paving - 2025

Unmitigated Construction On-Site

	ROG	NOx	CO	SO2	Fugitive PM10	Exhaust PM10	PM10 Total	Fugitive PM2.5	Exhaust PM2.5	PM2.5 Total	Bio- CO2	NBio- CO2	Total CO2	CH4	N2O	CO2e
Category	lb/day										lb/day					
Off-Road	0.0000	0.0000	0.0000	0.0000	0.0000	0.0000	0.0000	0.0000	0.0000	0.0000	0.0000	0.0000	0.0000	0.0000	0.0000	0.0000
Paving	0.0000	0.0000	0.0000	0.0000	0.0000	0.0000	0.0000	0.0000	0.0000	0.0000	0.0000	0.0000	0.0000	0.0000	0.0000	0.0000
Total	**0.0000**	**0.0000**	**0.0000**	**0.0000**	**0.0000**	**0.0000**	**0.0000**	**0.0000**	**0.0000**	**0.0000**	**0.0000**	**0.0000**	**0.0000**	**0.0000**	**0.0000**	**0.0000**

3.6 Paving - 2025

Unmitigated Construction Off-Site

	ROG	NOx	CO	SO2	Fugitive PM10	Exhaust PM10	PM10 Total	Fugitive PM2.5	Exhaust PM2.5	PM2.5 Total	Bio- CO2	NBio- CO2	Total CO2	CH4	N2O	CO2e
Category	lb/day										lb/day					
Hauling	0.0000	0.0000	0.0000	0.0000	0.0000	0.0000	0.0000	0.0000	0.0000	0.0000	0.0000	0.0000	0.0000	0.0000	0.0000	0.0000
Vendor	0.0000	0.0000	0.0000	0.0000	0.0000	0.0000	0.0000	0.0000	0.0000	0.0000	0.0000	0.0000	0.0000	0.0000	0.0000	0.0000
Worker	0.0000	0.0000	0.0000	0.0000	0.0000	0.0000	0.0000	0.0000	0.0000	0.0000	0.0000	0.0000	0.0000	0.0000	0.0000	0.0000
Total	**0.0000**	**0.0000**	**0.0000**	**0.0000**	**0.0000**	**0.0000**	**0.0000**	**0.0000**	**0.0000**	**0.0000**	**0.0000**	**0.0000**	**0.0000**	**0.0000**	**0.0000**	**0.0000**

Mitigated Construction On-Site

	ROG	NOx	CO	SO2	Fugitive PM10	Exhaust PM10	PM10 Total	Fugitive PM2.5	Exhaust PM2.5	PM2.5 Total	Bio- CO2	NBio- CO2	Total CO2	CH4	N2O	CO2e
Category	lb/day										lb/day					
Off-Road	0.0000	0.0000	0.0000	0.0000	0.0000	0.0000	0.0000	0.0000	0.0000	0.0000	0.0000	0.0000	0.0000	0.0000	0.0000	0.0000
Paving	0.0000	0.0000	0.0000	0.0000	0.0000	0.0000	0.0000	0.0000	0.0000	0.0000	0.0000	0.0000	0.0000	0.0000	0.0000	0.0000
Total	**0.0000**	**0.0000**	**0.0000**	**0.0000**	**0.0000**	**0.0000**	**0.0000**	**0.0000**	**0.0000**	**0.0000**	**0.0000**	**0.0000**	**0.0000**	**0.0000**	**0.0000**	**0.0000**

3.6 Paving - 2025

Mitigated Construction Off-Site

	ROG	NOx	CO	SO2	Fugitive PM10	Exhaust PM10	PM10 Total	Fugitive PM2.5	Exhaust PM2.5	PM2.5 Total	Bio- CO2	NBio- CO2	Total CO2	CH4	N2O	CO2e
Category	lb/day										lb/day					
Hauling	0.0000	0.0000	0.0000	0.0000	0.0000	0.0000	0.0000	0.0000	0.0000	0.0000	0.0000	0.0000	0.0000	0.0000	0.0000	0.0000
Vendor	0.0000	0.0000	0.0000	0.0000	0.0000	0.0000	0.0000	0.0000	0.0000	0.0000	0.0000	0.0000	0.0000	0.0000	0.0000	0.0000
Worker	0.0000	0.0000	0.0000	0.0000	0.0000	0.0000	0.0000	0.0000	0.0000	0.0000	0.0000	0.0000	0.0000	0.0000	0.0000	0.0000
Total	**0.0000**	**0.0000**	**0.0000**	**0.0000**	**0.0000**	**0.0000**	**0.0000**	**0.0000**	**0.0000**	**0.0000**	**0.0000**	**0.0000**	**0.0000**	**0.0000**	**0.0000**	**0.0000**

3.7 Architectural Coating - 2025

Unmitigated Construction On-Site

	ROG	NOx	CO	SO2	Fugitive PM10	Exhaust PM10	PM10 Total	Fugitive PM2.5	Exhaust PM2.5	PM2.5 Total	Bio- CO2	NBio- CO2	Total CO2	CH4	N2O	CO2e
Category	lb/day										lb/day					
Archit. Coating	0.0000	0.0000	0.0000	0.0000	0.0000	0.0000	0.0000	0.0000	0.0000	0.0000	0.0000	0.0000	0.0000	0.0000	0.0000	0.0000
Off-Road	0.0000	0.0000	0.0000	0.0000	0.0000	0.0000	0.0000	0.0000	0.0000	0.0000	0.0000	0.0000	0.0000	0.0000	0.0000	0.0000
Total	**0.0000**	**0.0000**	**0.0000**	**0.0000**	**0.0000**	**0.0000**	**0.0000**	**0.0000**	**0.0000**	**0.0000**	**0.0000**	**0.0000**	**0.0000**	**0.0000**	**0.0000**	**0.0000**

3.7 Architectural Coating - 2025

Unmitigated Construction Off-Site

	ROG	NOx	CO	SO2	Fugitive PM10	Exhaust PM10	PM10 Total	Fugitive PM2.5	Exhaust PM2.5	PM2.5 Total	Bio- CO2	NBio- CO2	Total CO2	CH4	N2O	CO2e
Category	lb/day										lb/day					
Hauling	0.0000	0.0000	0.0000	0.0000	0.0000	0.0000	0.0000	0.0000	0.0000	0.0000	0.0000	0.0000	0.0000	0.0000	0.0000	0.0000
Vendor	0.0000	0.0000	0.0000	0.0000	0.0000	0.0000	0.0000	0.0000	0.0000	0.0000	0.0000	0.0000	0.0000	0.0000	0.0000	0.0000
Worker	0.0000	0.0000	0.0000	0.0000	0.0000	0.0000	0.0000	0.0000	0.0000	0.0000	0.0000	0.0000	0.0000	0.0000	0.0000	0.0000
Total	**0.0000**	**0.0000**	**0.0000**	**0.0000**	**0.0000**	**0.0000**	**0.0000**	**0.0000**	**0.0000**	**0.0000**	**0.0000**	**0.0000**	**0.0000**	**0.0000**	**0.0000**	**0.0000**

Mitigated Construction On-Site

	ROG	NOx	CO	SO2	Fugitive PM10	Exhaust PM10	PM10 Total	Fugitive PM2.5	Exhaust PM2.5	PM2.5 Total	Bio- CO2	NBio- CO2	Total CO2	CH4	N2O	CO2e
Category	lb/day										lb/day					
Archit. Coating	0.0000	0.0000	0.0000	0.0000	0.0000	0.0000	0.0000	0.0000	0.0000	0.0000	0.0000	0.0000	0.0000	0.0000	0.0000	0.0000
Off-Road	0.0000	0.0000	0.0000	0.0000	0.0000	0.0000	0.0000	0.0000	0.0000	0.0000	0.0000	0.0000	0.0000	0.0000	0.0000	0.0000
Total	**0.0000**	**0.0000**	**0.0000**	**0.0000**	**0.0000**	**0.0000**	**0.0000**	**0.0000**	**0.0000**	**0.0000**	**0.0000**	**0.0000**	**0.0000**	**0.0000**	**0.0000**	**0.0000**

3.7 Architectural Coating - 2025

Mitigated Construction Off-Site

	ROG	NOx	CO	SO2	Fugitive PM10	Exhaust PM10	PM10 Total	Fugitive PM2.5	Exhaust PM2.5	PM2.5 Total	Bio- CO2	NBio- CO2	Total CO2	CH4	N2O	CO2e
Category	lb/day										lb/day					
Hauling	0.0000	0.0000	0.0000	0.0000	0.0000	0.0000	0.0000	0.0000	0.0000	0.0000	0.0000	0.0000	0.0000	0.0000	0.0000	0.0000
Vendor	0.0000	0.0000	0.0000	0.0000	0.0000	0.0000	0.0000	0.0000	0.0000	0.0000	0.0000	0.0000	0.0000	0.0000	0.0000	0.0000
Worker	0.0000	0.0000	0.0000	0.0000	0.0000	0.0000	0.0000	0.0000	0.0000	0.0000	0.0000	0.0000	0.0000	0.0000	0.0000	0.0000
Total	**0.0000**	**0.0000**	**0.0000**	**0.0000**	**0.0000**	**0.0000**	**0.0000**	**0.0000**	**0.0000**	**0.0000**	**0.0000**	**0.0000**	**0.0000**	**0.0000**	**0.0000**	**0.0000**

4.0 Operational Detail - Mobile

4.1 Mitigation Measures Mobile

	ROG	NOx	CO	SO2	Fugitive PM10	Exhaust PM10	PM10 Total	Fugitive PM2.5	Exhaust PM2.5	PM2.5 Total	Bio- CO2	NBio- CO2	Total CO2	CH4	N2O	CO2e
Category	lb/day										lb/day					
Mitigated	0.0000	0.0000	0.0000	0.0000	0.0000	0.0000	0.0000	0.0000	0.0000	0.0000		0.0000	0.0000	0.0000		0.0000
Unmitigated	0.0000	0.0000	0.0000	0.0000	0.0000	0.0000	0.0000	0.0000	0.0000	0.0000		0.0000	0.0000	0.0000		0.0000

4.2 Trip Summary Information

	Average Daily Trip Rate			Unmitigated	Mitigated
Land Use	Weekday	Saturday	Sunday	Annual VMT	Annual VMT
Apartments Mid Rise	0.00	0.00	0.00		
Enclosed Parking with Elevator	0.00	0.00	0.00		
Enclosed Parking with Elevator	0.00	0.00	0.00		
Enclosed Parking with Elevator	0.00	0.00	0.00		
General Light Industry	0.00	0.00	0.00		
General Office Building	0.00	0.00	0.00		
Hospital	0.00	0.00	0.00		
Hospital	0.00	0.00	0.00		
Hospital	0.00	0.00	0.00		
Medical Office Building	0.00	0.00	0.00		
Parking Lot	0.00	0.00	0.00		
Strip Mall	0.00	0.00	0.00		
Strip Mall	0.00	0.00	0.00		
Unenclosed Parking with Elevator	0.00	0.00	0.00		
Unenclosed Parking with Elevator	0.00	0.00	0.00		
Total	0.00	0.00	0.00		

4.3 Trip Type Information

	Miles			Trip %			Trip Purpose %		
Land Use	H-W or C-W	H-S or C-C	H-O or C-NW	H-W or C-W	H-S or C-C	H-O or C-NW	Primary	Diverted	Pass-by
Apartments Mid Rise	10.00	5.00	6.50	46.50	12.50	41.00	86	11	3
Enclosed Parking with Elevator	10.00	5.00	6.50	0.00	0.00	0.00	0	0	0
Enclosed Parking with Elevator	10.00	5.00	6.50	0.00	0.00	0.00	0	0	0
Enclosed Parking with Elevator	10.00	5.00	6.50	0.00	0.00	0.00	0	0	0
General Light Industry	10.00	5.00	6.50	59.00	28.00	13.00	92	5	3
General Office Building	10.00	5.00	6.50	33.00	48.00	19.00	77	19	4
Hospital	10.00	5.00	6.50	64.90	16.10	19.00	73	25	2
Hospital	10.00	5.00	6.50	64.90	16.10	19.00	73	25	2
Hospital	10.00	5.00	6.50	64.90	16.10	19.00	73	25	2
Medical Office Building	10.00	5.00	6.50	29.60	51.40	19.00	60	30	10
Parking Lot	10.00	5.00	6.50	0.00	0.00	0.00	0	0	0
Strip Mall	10.00	5.00	6.50	16.60	64.40	19.00	45	40	15
Strip Mall	10.00	5.00	6.50	16.60	64.40	19.00	45	40	15
Unenclosed Parking with	10.00	5.00	6.50	0.00	0.00	0.00	0	0	0
Unenclosed Parking with	10.00	5.00	6.50	0.00	0.00	0.00	0	0	0

4.4 Fleet Mix

Land Use	LDA	LDT1	LDT2	MDV	LHD1	LHD2	MHD	HHD	OBUS	UBUS	MCY	SBUS	MH
Apartments Mid Rise	0.576778	0.034729	0.211659	0.106131	0.012287	0.004450	0.018380	0.025480	0.001877	0.001519	0.005480	0.000610	0.000618
Enclosed Parking with Elevator	0.576778	0.034729	0.211659	0.106131	0.012287	0.004450	0.018380	0.025480	0.001877	0.001519	0.005480	0.000610	0.000618
General Light Industry	0.576778	0.034729	0.211659	0.106131	0.012287	0.004450	0.018380	0.025480	0.001877	0.001519	0.005480	0.000610	0.000618
General Office Building	0.576778	0.034729	0.211659	0.106131	0.012287	0.004450	0.018380	0.025480	0.001877	0.001519	0.005480	0.000610	0.000618
Hospital	0.576778	0.034729	0.211659	0.106131	0.012287	0.004450	0.018380	0.025480	0.001877	0.001519	0.005480	0.000610	0.000618
Medical Office Building	0.576778	0.034729	0.211659	0.106131	0.012287	0.004450	0.018380	0.025480	0.001877	0.001519	0.005480	0.000610	0.000618
Parking Lot	0.576778	0.034729	0.211659	0.106131	0.012287	0.004450	0.018380	0.025480	0.001877	0.001519	0.005480	0.000610	0.000618
Strip Mall	0.576778	0.034729	0.211659	0.106131	0.012287	0.004450	0.018380	0.025480	0.001877	0.001519	0.005480	0.000610	0.000618
Unenclosed Parking with Elevator	0.576778	0.034729	0.211659	0.106131	0.012287	0.004450	0.018380	0.025480	0.001877	0.001519	0.005480	0.000610	0.000618

5.0 Energy Detail

Historical Energy Use: N

5.1 Mitigation Measures Energy

	ROG	NOx	CO	SO2	Fugitive PM10	Exhaust PM10	PM10 Total	Fugitive PM2.5	Exhaust PM2.5	PM2.5 Total	Bio- CO2	NBio- CO2	Total CO2	CH4	N2O	CO2e
Category	lb/day										lb/day					
NaturalGas Mitigated	0.0000	0.0000	0.0000	0.0000		0.0000	0.0000		0.0000	0.0000		0.0000	0.0000	0.0000	0.0000	0.0000
NaturalGas Unmitigated	0.0000	0.0000	0.0000	0.0000		0.0000	0.0000		0.0000	0.0000		0.0000	0.0000	0.0000	0.0000	0.0000

5.2 Energy by Land Use - NaturalGas

Unmitigated

	NaturalGas Use	ROG	NOx	CO	SO2	Fugitive PM10	Exhaust PM10	PM10 Total	Fugitive PM2.5	Exhaust PM2.5	PM2.5 Total	Bio- CO2	NBio- CO2	Total CO2	CH4	N2O	CO2e
Land Use	kBTU/yr	lb/day										lb/day					
Apartments Mid Rise	0	0.0000	0.0000	0.0000	0.0000		0.0000	0.0000		0.0000	0.0000		0.0000	0.0000	0.0000	0.0000	0.0000
Enclosed Parking with Elevator	0	0.0000	0.0000	0.0000	0.0000		0.0000	0.0000		0.0000	0.0000		0.0000	0.0000	0.0000	0.0000	0.0000
General Light Industry	0	0.0000	0.0000	0.0000	0.0000		0.0000	0.0000		0.0000	0.0000		0.0000	0.0000	0.0000	0.0000	0.0000
General Office Building	0	0.0000	0.0000	0.0000	0.0000		0.0000	0.0000		0.0000	0.0000		0.0000	0.0000	0.0000	0.0000	0.0000
Hospital	0	0.0000	0.0000	0.0000	0.0000		0.0000	0.0000		0.0000	0.0000		0.0000	0.0000	0.0000	0.0000	0.0000
Medical Office Building	0	0.0000	0.0000	0.0000	0.0000		0.0000	0.0000		0.0000	0.0000		0.0000	0.0000	0.0000	0.0000	0.0000
Parking Lot	0	0.0000	0.0000	0.0000	0.0000		0.0000	0.0000		0.0000	0.0000		0.0000	0.0000	0.0000	0.0000	0.0000
Strip Mall	0	0.0000	0.0000	0.0000	0.0000		0.0000	0.0000		0.0000	0.0000		0.0000	0.0000	0.0000	0.0000	0.0000
Unenclosed Parking with Elevator	0	0.0000	0.0000	0.0000	0.0000		0.0000	0.0000		0.0000	0.0000		0.0000	0.0000	0.0000	0.0000	0.0000
Total		**0.0000**	**0.0000**	**0.0000**	**0.0000**		**0.0000**	**0.0000**		**0.0000**	**0.0000**		**0.0000**	**0.0000**	**0.0000**	**0.0000**	**0.0000**

5.2 Energy by Land Use - NaturalGas

Mitigated

	NaturalGas Use	ROG	NOx	CO	SO2	Fugitive PM10	Exhaust PM10	PM10 Total	Fugitive PM2.5	Exhaust PM2.5	PM2.5 Total	Bio- CO2	NBio- CO2	Total CO2	CH4	N2O	CO2e
Land Use	kBTU/yr	lb/day										lb/day					
Apartments Mid Rise	0	0.0000	0.0000	0.0000	0.0000		0.0000	0.0000		0.0000	0.0000		0.0000	0.0000	0.0000	0.0000	0.0000
Enclosed Parking with Elevator	0	0.0000	0.0000	0.0000	0.0000		0.0000	0.0000		0.0000	0.0000		0.0000	0.0000	0.0000	0.0000	0.0000
General Light Industry	0	0.0000	0.0000	0.0000	0.0000		0.0000	0.0000		0.0000	0.0000		0.0000	0.0000	0.0000	0.0000	0.0000
General Office Building	0	0.0000	0.0000	0.0000	0.0000		0.0000	0.0000		0.0000	0.0000		0.0000	0.0000	0.0000	0.0000	0.0000
Hospital	0	0.0000	0.0000	0.0000	0.0000		0.0000	0.0000		0.0000	0.0000		0.0000	0.0000	0.0000	0.0000	0.0000
Medical Office Building	0	0.0000	0.0000	0.0000	0.0000		0.0000	0.0000		0.0000	0.0000		0.0000	0.0000	0.0000	0.0000	0.0000
Parking Lot	0	0.0000	0.0000	0.0000	0.0000		0.0000	0.0000		0.0000	0.0000		0.0000	0.0000	0.0000	0.0000	0.0000
Strip Mall	0	0.0000	0.0000	0.0000	0.0000		0.0000	0.0000		0.0000	0.0000		0.0000	0.0000	0.0000	0.0000	0.0000
Unenclosed Parking with Elevator	0	0.0000	0.0000	0.0000	0.0000		0.0000	0.0000		0.0000	0.0000		0.0000	0.0000	0.0000	0.0000	0.0000
Total		**0.0000**	**0.0000**	**0.0000**	**0.0000**		**0.0000**	**0.0000**		**0.0000**	**0.0000**		**0.0000**	**0.0000**	**0.0000**	**0.0000**	**0.0000**

6.0 Area Detail

6.1 Mitigation Measures Area

	ROG	NOx	CO	SO2	Fugitive PM10	Exhaust PM10	PM10 Total	Fugitive PM2.5	Exhaust PM2.5	PM2.5 Total	Bio- CO2	NBio- CO2	Total CO2	CH4	N2O	CO2e
Category	lb/day										lb/day					
Mitigated	31.1747	0.1460	12.7563	6.8000e-004		0.0701	0.0701		0.0701	0.0701	0.0000	23.1744	23.1744	0.0235	0.0000	23.7626
Unmitigated	31.1747	0.1460	12.7563	6.8000e-004		0.0701	0.0701		0.0701	0.0701	0.0000	23.1744	23.1744	0.0235	0.0000	23.7626

6.2 Area by SubCategory

Unmitigated

	ROG	NOx	CO	SO2	Fugitive PM10	Exhaust PM10	PM10 Total	Fugitive PM2.5	Exhaust PM2.5	PM2.5 Total	Bio- CO2	NBio- CO2	Total CO2	CH4	N2O	CO2e
SubCategory	lb/day										lb/day					
Architectural Coating	3.4198					0.0000	0.0000		0.0000	0.0000			0.0000			0.0000
Consumer Products	27.3479					0.0000	0.0000		0.0000	0.0000			0.0000			0.0000
Hearth	0.0000	0.0000	0.0000	0.0000		0.0000	0.0000		0.0000	0.0000	0.0000	0.0000	0.0000	0.0000	0.0000	0.0000
Landscaping	0.4070	0.1460	12.7563	6.8000e-004		0.0701	0.0701		0.0701	0.0701		23.1744	23.1744	0.0235		23.7626
Total	**31.1747**	**0.1460**	**12.7563**	**6.8000e-004**		**0.0701**	**0.0701**		**0.0701**	**0.0701**	**0.0000**	**23.1744**	**23.1744**	**0.0235**	**0.0000**	**23.7626**

6.2 Area by SubCategory

Mitigated

	ROG	NOx	CO	SO2	Fugitive PM10	Exhaust PM10	PM10 Total	Fugitive PM2.5	Exhaust PM2.5	PM2.5 Total	Bio- CO2	NBio- CO2	Total CO2	CH4	N2O	CO2e
SubCategory	lb/day										lb/day					
Architectural Coating	3.4198					0.0000	0.0000		0.0000	0.0000			0.0000			0.0000
Consumer Products	27.3479					0.0000	0.0000		0.0000	0.0000			0.0000			0.0000
Hearth	0.0000	0.0000	0.0000	0.0000		0.0000	0.0000		0.0000	0.0000	0.0000	0.0000	0.0000	0.0000	0.0000	0.0000
Landscaping	0.4070	0.1460	12.7563	6.8000e-004		0.0701	0.0701		0.0701	0.0701		23.1744	23.1744	0.0235		23.7626
Total	**31.1747**	**0.1460**	**12.7563**	**6.8000e-004**		**0.0701**	**0.0701**		**0.0701**	**0.0701**	**0.0000**	**23.1744**	**23.1744**	**0.0235**	**0.0000**	**23.7626**

7.0 Water Detail

7.1 Mitigation Measures Water

8.0 Waste Detail

8.1 Mitigation Measures Waste

9.0 Operational Offroad

Equipment Type	Number	Hours/Day	Days/Year	Horse Power	Load Factor	Fuel Type

10.0 Stationary Equipment

Fire Pumps and Emergency Generators

Equipment Type	Number	Hours/Day	Hours/Year	Horse Power	Load Factor	Fuel Type
Emergency Generator	4	1	96	536	0.73	Diesel

Boilers

Equipment Type	Number	Heat Input/Day	Heat Input/Year	Boiler Rating	Fuel Type
Boiler	1	325.82	118924	13.58	CNG

User Defined Equipment

Equipment Type	Number

10.1 Stationary Sources

Unmitigated/Mitigated

	ROG	NOx	CO	SO2	Fugitive PM10	Exhaust PM10	PM10 Total	Fugitive PM2.5	Exhaust PM2.5	PM2.5 Total	Bio- CO2	NBio- CO2	Total CO2	CH4	N2O	CO2e
Equipment Type	lb/day										lb/day					
Boiler - CNG (5 - 75 MMBTU)	1.7569	3.5841	31.3048	0.1917		2.4277	2.4277		2.4277	2.4277		38,332.4196	38,332.4196	0.7347		38,350.7873
Emergency Generator - Diesel (300 - 600 HP)	3.5185	9.8339	8.9713	0.0169		0.5176	0.5176		0.5176	0.5176		1,799.9183	1,799.9183	0.2524		1,806.2270
Total	**5.2754**	**13.4180**	**40.2761**	**0.2086**		**2.9453**	**2.9453**		**2.9453**	**2.9453**		**40,132.3379**	**40,132.3379**	**0.9871**		**40,157.0143**

11.0 Vegetation

CNU Mobile with TDM with EMFAC Adjustment

Sacramento County, Summer

1.0 Project Characteristics

1.1 Land Usage

Land Uses	Size	Metric	Lot Acreage	Floor Surface Area	Population
Hospital	1.00	1000sqft	0.02	1,000.00	0

1.2 Other Project Characteristics

Urbanization	Urban	**Wind Speed (m/s)**	3.5	**Precipitation Freq (Days)**	58
Climate Zone	6			**Operational Year**	2030
Utility Company	Sacramento Municipal Utility District				
CO2 Intensity (lb/MWhr)	590.31	**CH4 Intensity (lb/MWhr)**	0.029	**N2O Intensity (lb/MWhr)**	0.006

1.3 User Entered Comments & Non-Default Data

Project Characteristics -

Land Use -

Construction Phase - Mobile sector only

Off-road Equipment - Mobile sector only

Off-road Equipment - Mobile sector only

Off-road Equipment - Mobile sector only

Off-road Equipment - Mobile sector only

Off-road Equipment - Mobile sector only

Off-road Equipment - Mobile sector only

Grading -

Architectural Coating - Mobile sector only

Vehicle Trips - Trip rates and lengths adjusted to match traffic study VMT and trip generation estimates

Consumer Products - Mobile sector only

Area Coating - Mobile sector only

Landscape Equipment - Mobile sector only

Energy Use - Mobile sector only

Water And Wastewater - Mobile sector only

Solid Waste - Mobile sector only

Table Name	Column Name	Default Value	New Value
tblArchitecturalCoating	ConstArea_Nonresidential_Exterior	500.00	0.00
tblArchitecturalCoating	ConstArea_Nonresidential_Interior	1,500.00	0.00
tblAreaCoating	Area_Nonresidential_Exterior	500	0
tblAreaCoating	Area_Nonresidential_Interior	1500	0
tblConstructionPhase	NumDays	5.00	0.00
tblConstructionPhase	NumDays	100.00	0.00
tblConstructionPhase	NumDays	10.00	0.00

CNU Mobile with TDM with EMFAC Adjustment - Sacramento County, Summer

tblConstructionPhase	NumDays	2.00	0.00
tblConstructionPhase	NumDays	5.00	0.00
tblConstructionPhase	NumDays	1.00	0.00
tblEnergyUse	LightingElect	4.98	0.00
tblEnergyUse	NT24E	6.17	0.00
tblEnergyUse	NT24NG	9.61	0.00
tblEnergyUse	T24E	9.18	0.00
tblEnergyUse	T24NG	57.91	0.00
tblOffRoadEquipment	OffRoadEquipmentUnitAmount	1.00	0.00
tblOffRoadEquipment	OffRoadEquipmentUnitAmount	4.00	0.00
tblOffRoadEquipment	OffRoadEquipmentUnitAmount	1.00	0.00
tblOffRoadEquipment	OffRoadEquipmentUnitAmount	1.00	0.00
tblOffRoadEquipment	OffRoadEquipmentUnitAmount	1.00	0.00
tblOffRoadEquipment	OffRoadEquipmentUnitAmount	2.00	0.00
tblOffRoadEquipment	OffRoadEquipmentUnitAmount	1.00	0.00
tblOffRoadEquipment	OffRoadEquipmentUnitAmount	1.00	0.00
tblOffRoadEquipment	OffRoadEquipmentUnitAmount	1.00	0.00
tblOffRoadEquipment	OffRoadEquipmentUnitAmount	1.00	0.00
tblOffRoadEquipment	OffRoadEquipmentUnitAmount	1.00	0.00
tblOffRoadEquipment	OffRoadEquipmentUnitAmount	2.00	0.00
tblOffRoadEquipment	OffRoadEquipmentUnitAmount	2.00	0.00
tblOffRoadEquipment	OffRoadEquipmentUnitAmount	2.00	0.00
tblOffRoadEquipment	OffRoadEquipmentUnitAmount	1.00	0.00
tblOffRoadEquipment	OffRoadEquipmentUnitAmount	1.00	0.00
tblSolidWaste	SolidWasteGenerationRate	10.80	0.00
tblVehicleEF	LDA	0.38	0.39
tblVehicleEF	LDA	0.66	0.67

tblVehicleEF	LDA	0.03	0.03
tblVehicleEF	LDA	0.03	0.03
tblVehicleEF	LDA	1.2310e-003	1.2630e-003
tblVehicleEF	LDA	1.8680e-003	1.9166e-003
tblVehicleEF	LDA	1.1330e-003	1.1625e-003
tblVehicleEF	LDA	1.7180e-003	1.7627e-003
tblVehicleEF	LDA	5.3790e-003	5.3951e-003
tblVehicleEF	LDA	0.03	0.03
tblVehicleEF	LDA	0.03	0.03
tblVehicleEF	LDA	7.8250e-003	7.8485e-003
tblVehicleEF	LDA	0.03	0.03
tblVehicleEF	LDA	0.03	0.03
tblVehicleEF	LDA	0.49	0.49
tblVehicleEF	LDA	0.54	0.55
tblVehicleEF	LDA	0.02	0.02
tblVehicleEF	LDA	0.03	0.03
tblVehicleEF	LDA	1.2310e-003	1.2630e-003
tblVehicleEF	LDA	1.8680e-003	1.9166e-003
tblVehicleEF	LDA	1.1330e-003	1.1625e-003
tblVehicleEF	LDA	1.7180e-003	1.7627e-003
tblVehicleEF	LDA	6.2730e-003	6.2918e-003
tblVehicleEF	LDA	0.03	0.03
tblVehicleEF	LDA	0.03	0.03
tblVehicleEF	LDA	9.1290e-003	9.1564e-003
tblVehicleEF	LDA	0.03	0.03
tblVehicleEF	LDA	0.03	0.03
tblVehicleEF	LDA	0.36	0.36

tblVehicleEF	LDA	0.82	0.83
tblVehicleEF	LDA	0.03	0.03
tblVehicleEF	LDA	0.03	0.04
tblVehicleEF	LDA	1.2310e-003	1.2630e-003
tblVehicleEF	LDA	1.8680e-003	1.9166e-003
tblVehicleEF	LDA	1.1330e-003	1.1625e-003
tblVehicleEF	LDA	1.7180e-003	1.7627e-003
tblVehicleEF	LDA	5.0820e-003	5.0972e-003
tblVehicleEF	LDA	0.04	0.04
tblVehicleEF	LDA	0.04	0.04
tblVehicleEF	LDA	7.3920e-003	7.4142e-003
tblVehicleEF	LDA	0.04	0.04
tblVehicleEF	LDA	0.04	0.04
tblVehicleEF	LDT1	0.65	0.66
tblVehicleEF	LDT1	1.46	1.49
tblVehicleEF	LDT1	0.06	0.06
tblVehicleEF	LDT1	0.08	0.08
tblVehicleEF	LDT1	1.6240e-003	1.6662e-003
tblVehicleEF	LDT1	2.3930e-003	2.4552e-003
tblVehicleEF	LDT1	1.4950e-003	1.5339e-003
tblVehicleEF	LDT1	2.2000e-003	2.2572e-003
tblVehicleEF	LDT1	0.01	0.01
tblVehicleEF	LDT1	0.11	0.11
tblVehicleEF	LDT1	0.09	0.09
tblVehicleEF	LDT1	0.02	0.02
tblVehicleEF	LDT1	0.11	0.11
tblVehicleEF	LDT1	0.10	0.10

tblVehicleEF	LDT1	0.82	0.84
tblVehicleEF	LDT1	1.20	1.22
tblVehicleEF	LDT1	0.05	0.05
tblVehicleEF	LDT1	0.07	0.07
tblVehicleEF	LDT1	1.6240e-003	1.6662e-003
tblVehicleEF	LDT1	2.3930e-003	2.4552e-003
tblVehicleEF	LDT1	1.4950e-003	1.5339e-003
tblVehicleEF	LDT1	2.2000e-003	2.2572e-003
tblVehicleEF	LDT1	0.01	0.01
tblVehicleEF	LDT1	0.11	0.11
tblVehicleEF	LDT1	0.07	0.07
tblVehicleEF	LDT1	0.02	0.02
tblVehicleEF	LDT1	0.11	0.11
tblVehicleEF	LDT1	0.08	0.08
tblVehicleEF	LDT1	0.62	0.63
tblVehicleEF	LDT1	1.83	1.86
tblVehicleEF	LDT1	0.06	0.06
tblVehicleEF	LDT1	0.09	0.09
tblVehicleEF	LDT1	1.6240e-003	1.6662e-003
tblVehicleEF	LDT1	2.3930e-003	2.4552e-003
tblVehicleEF	LDT1	1.4950e-003	1.5339e-003
tblVehicleEF	LDT1	2.2000e-003	2.2572e-003
tblVehicleEF	LDT1	0.01	0.01
tblVehicleEF	LDT1	0.14	0.14
tblVehicleEF	LDT1	0.11	0.11
tblVehicleEF	LDT1	0.02	0.02
tblVehicleEF	LDT1	0.14	0.14

tblVehicleEF	LDT1	0.12	0.12
tblVehicleEF	LDT2	0.56	0.57
tblVehicleEF	LDT2	1.00	1.01
tblVehicleEF	LDT2	0.04	0.04
tblVehicleEF	LDT2	0.06	0.06
tblVehicleEF	LDT2	1.3880e-003	1.4241e-003
tblVehicleEF	LDT2	2.0850e-003	2.1392e-003
tblVehicleEF	LDT2	1.2770e-003	1.3102e-003
tblVehicleEF	LDT2	1.9170e-003	1.9668e-003
tblVehicleEF	LDT2	8.3500e-003	8.3751e-003
tblVehicleEF	LDT2	0.06	0.06
tblVehicleEF	LDT2	0.05	0.05
tblVehicleEF	LDT2	0.01	0.01
tblVehicleEF	LDT2	0.06	0.06
tblVehicleEF	LDT2	0.06	0.06
tblVehicleEF	LDT2	0.71	0.73
tblVehicleEF	LDT2	0.83	0.84
tblVehicleEF	LDT2	0.04	0.04
tblVehicleEF	LDT2	0.06	0.06
tblVehicleEF	LDT2	1.3880e-003	1.4241e-003
tblVehicleEF	LDT2	2.0850e-003	2.1392e-003
tblVehicleEF	LDT2	1.2770e-003	1.3102e-003
tblVehicleEF	LDT2	1.9170e-003	1.9668e-003
tblVehicleEF	LDT2	9.7260e-003	9.7552e-003
tblVehicleEF	LDT2	0.06	0.06
tblVehicleEF	LDT2	0.04	0.04
tblVehicleEF	LDT2	0.01	0.01

tblVehicleEF	LDT2	0.06	0.06
tblVehicleEF	LDT2	0.05	0.05
tblVehicleEF	LDT2	0.53	0.54
tblVehicleEF	LDT2	1.23	1.24
tblVehicleEF	LDT2	0.05	0.05
tblVehicleEF	LDT2	0.07	0.07
tblVehicleEF	LDT2	1.3880e-003	1.4241e-003
tblVehicleEF	LDT2	2.0850e-003	2.1392e-003
tblVehicleEF	LDT2	1.2770e-003	1.3102e-003
tblVehicleEF	LDT2	1.9170e-003	1.9668e-003
tblVehicleEF	LDT2	7.8910e-003	7.9147e-003
tblVehicleEF	LDT2	0.07	0.07
tblVehicleEF	LDT2	0.06	0.06
tblVehicleEF	LDT2	0.01	0.01
tblVehicleEF	LDT2	0.07	0.07
tblVehicleEF	LDT2	0.07	0.07
tblVehicleEF	MDV	0.75	0.76
tblVehicleEF	MDV	1.73	1.76
tblVehicleEF	MDV	0.07	0.07
tblVehicleEF	MDV	0.13	0.13
tblVehicleEF	MDV	1.4450e-003	1.4826e-003
tblVehicleEF	MDV	2.1530e-003	2.2090e-003
tblVehicleEF	MDV	1.3310e-003	1.3656e-003
tblVehicleEF	MDV	1.9800e-003	2.0315e-003
tblVehicleEF	MDV	0.01	0.01
tblVehicleEF	MDV	0.10	0.10
tblVehicleEF	MDV	0.12	0.12

tblVehicleEF	MDV	0.02	0.02
tblVehicleEF	MDV	0.10	0.10
tblVehicleEF	MDV	0.13	0.13
tblVehicleEF	MDV	0.95	0.97
tblVehicleEF	MDV	1.43	1.45
tblVehicleEF	MDV	0.07	0.07
tblVehicleEF	MDV	0.12	0.12
tblVehicleEF	MDV	1.4450e-003	1.4826e-003
tblVehicleEF	MDV	2.1530e-003	2.2090e-003
tblVehicleEF	MDV	1.3310e-003	1.3656e-003
tblVehicleEF	MDV	1.9800e-003	2.0315e-003
tblVehicleEF	MDV	0.02	0.02
tblVehicleEF	MDV	0.10	0.10
tblVehicleEF	MDV	0.10	0.10
tblVehicleEF	MDV	0.02	0.02
tblVehicleEF	MDV	0.10	0.10
tblVehicleEF	MDV	0.10	0.11
tblVehicleEF	MDV	0.71	0.72
tblVehicleEF	MDV	2.15	2.18
tblVehicleEF	MDV	0.08	0.08
tblVehicleEF	MDV	0.15	0.15
tblVehicleEF	MDV	1.4450e-003	1.4826e-003
tblVehicleEF	MDV	2.1530e-003	2.2090e-003
tblVehicleEF	MDV	1.3310e-003	1.3656e-003
tblVehicleEF	MDV	1.9800e-003	2.0315e-003
tblVehicleEF	MDV	0.01	0.01
tblVehicleEF	MDV	0.12	0.12

tblVehicleEF	MDV	0.14	0.14
tblVehicleEF	MDV	0.02	0.02
tblVehicleEF	MDV	0.12	0.12
tblVehicleEF	MDV	0.15	0.15
tblVehicleTrips	CC_TL	5.00	40.45
tblVehicleTrips	CNW_TL	6.50	47.00
tblVehicleTrips	CW_TL	10.00	100.00
tblVehicleTrips	ST_TR	10.18	0.00
tblVehicleTrips	SU_TR	8.91	0.00
tblVehicleTrips	WD_TR	13.22	2,954.84
tblWater	IndoorWaterUseRate	125,480.54	0.00
tblWater	OutdoorWaterUseRate	23,901.05	0.00

2.0 Emissions Summary

2.1 Overall Construction (Maximum Daily Emission)

Unmitigated Construction

	ROG	NOx	CO	SO2	Fugitive PM10	Exhaust PM10	PM10 Total	Fugitive PM2.5	Exhaust PM2.5	PM2.5 Total	Bio- CO2	NBio- CO2	Total CO2	CH4	N2O	CO2e
Year	lb/day										lb/day					
2020	0.0000	0.0000	0.0000	0.0000	0.0000	0.0000	0.0000	0.0000	0.0000	0.0000	0.0000	0.0000	0.0000	0.0000	0.0000	0.0000
Maximum	**0.0000**	**0.0000**	**0.0000**	**0.0000**	**0.0000**	**0.0000**	**0.0000**	**0.0000**	**0.0000**	**0.0000**	**0.0000**	**0.0000**	**0.0000**	**0.0000**	**0.0000**	**0.0000**

Mitigated Construction

	ROG	NOx	CO	SO2	Fugitive PM10	Exhaust PM10	PM10 Total	Fugitive PM2.5	Exhaust PM2.5	PM2.5 Total	Bio- CO2	NBio- CO2	Total CO2	CH4	N2O	CO2e
Year	lb/day										lb/day					
2020	0.0000	0.0000	0.0000	0.0000	0.0000	0.0000	0.0000	0.0000	0.0000	0.0000	0.0000	0.0000	0.0000	0.0000	0.0000	0.0000
Maximum	**0.0000**	**0.0000**	**0.0000**	**0.0000**	**0.0000**	**0.0000**	**0.0000**	**0.0000**	**0.0000**	**0.0000**	**0.0000**	**0.0000**	**0.0000**	**0.0000**	**0.0000**	**0.0000**

	ROG	**NOx**	**CO**	**SO2**	**Fugitive PM10**	**Exhaust PM10**	**PM10 Total**	**Fugitive PM2.5**	**Exhaust PM2.5**	**PM2.5 Total**	**Bio- CO2**	**NBio-CO2**	**Total CO2**	**CH4**	**N20**	**CO2e**
Percent Reduction	**0.00**	**0.00**	**0.00**	**0.00**	**0.00**	**0.00**	**0.00**	**0.00**	**0.00**	**0.00**	**0.00**	**0.00**	**0.00**	**0.00**	**0.00**	**0.00**

2.2 Overall Operational

Unmitigated Operational

	ROG	NOx	CO	SO2	Fugitive PM10	Exhaust PM10	PM10 Total	Fugitive PM2.5	Exhaust PM2.5	PM2.5 Total	Bio- CO2	NBio- CO2	Total CO2	CH4	N2O	CO2e
Category	lb/day										lb/day					
Area	0.0214	0.0000	1.0000e-004	0.0000		0.0000	0.0000		0.0000	0.0000		2.2000e-004	2.2000e-004	0.0000		2.3000e-004
Energy	0.0000	0.0000	0.0000	0.0000		0.0000	0.0000		0.0000	0.0000		0.0000	0.0000	0.0000	0.0000	0.0000
Mobile	13.0493	57.3730	305.2294	1.3007	145.0223	0.7488	145.7710	38.7270	0.6967	39.4237		132,155.9089	132,155.9089	4.1829		132,260.4805
Total	**13.0707**	**57.3730**	**305.2295**	**1.3007**	**145.0223**	**0.7488**	**145.7710**	**38.7270**	**0.6967**	**39.4237**		**132,155.9091**	**132,155.9091**	**4.1829**	**0.0000**	**132,260.4807**

Mitigated Operational

	ROG	NOx	CO	SO2	Fugitive PM10	Exhaust PM10	PM10 Total	Fugitive PM2.5	Exhaust PM2.5	PM2.5 Total	Bio- CO2	NBio- CO2	Total CO2	CH4	N2O	CO2e
Category	lb/day										lb/day					
Area	0.0214	0.0000	1.0000e-004	0.0000		0.0000	0.0000		0.0000	0.0000		2.2000e-004	2.2000e-004	0.0000		2.3000e-004
Energy	0.0000	0.0000	0.0000	0.0000		0.0000	0.0000		0.0000	0.0000		0.0000	0.0000	0.0000	0.0000	0.0000
Mobile	13.0493	57.3730	305.2294	1.3007	145.0223	0.7488	145.7710	38.7270	0.6967	39.4237		132,155.9089	132,155.9089	4.1829		132,260.4805
Total	**13.0707**	**57.3730**	**305.2295**	**1.3007**	**145.0223**	**0.7488**	**145.7710**	**38.7270**	**0.6967**	**39.4237**		**132,155.9091**	**132,155.9091**	**4.1829**	**0.0000**	**132,260.4807**

	ROG	NOx	CO	SO2	Fugitive PM10	Exhaust PM10	PM10 Total	Fugitive PM2.5	Exhaust PM2.5	PM2.5 Total	Bio- CO2	NBio-CO2	Total CO2	CH4	N20	CO2e
Percent Reduction	**0.00**	**0.00**	**0.00**	**0.00**	**0.00**	**0.00**	**0.00**	**0.00**	**0.00**	**0.00**	**0.00**	**0.00**	**0.00**	**0.00**	**0.00**	**0.00**

3.0 Construction Detail

Construction Phase

Phase Number	Phase Name	Phase Type	Start Date	End Date	Num Days Week	Num Days	Phase Description
1	Demolition	Demolition	4/6/2020	4/5/2020	5	0	
2	Site Preparation	Site Preparation	4/18/2020	4/17/2020	5	0	
3	Grading	Grading	4/21/2020	4/20/2020	5	0	
4	Building Construction	Building Construction	4/23/2020	4/22/2020	5	0	
5	Paving	Paving	9/10/2020	9/9/2020	5	0	
6	Architectural Coating	Architectural Coating	9/17/2020	9/16/2020	5	0	

Acres of Grading (Site Preparation Phase): 0

Acres of Grading (Grading Phase): 0

Acres of Paving: 0

Residential Indoor: 0; Residential Outdoor: 0; Non-Residential Indoor: 0; Non-Residential Outdoor: 0; Striped Parking Area: 0 (Architectural Coating – sqft)

OffRoad Equipment

CNU Mobile with TDM with EMFAC Adjustment - Sacramento County, Summer

Phase Name	Offroad Equipment Type	Amount	Usage Hours	Horse Power	Load Factor
Demolition	Concrete/Industrial Saws	0	8.00	81	0.73
Demolition	Rubber Tired Dozers	0	1.00	247	0.40
Demolition	Tractors/Loaders/Backhoes	0	6.00	97	0.37
Site Preparation	Graders	0	8.00	187	0.41
Site Preparation	Tractors/Loaders/Backhoes	0	8.00	97	0.37
Grading	Concrete/Industrial Saws	0	8.00	81	0.73
Grading	Rubber Tired Dozers	0	1.00	247	0.40
Grading	Tractors/Loaders/Backhoes	0	6.00	97	0.37
Building Construction	Cranes	0	4.00	231	0.29
Building Construction	Forklifts	0	6.00	89	0.20
Building Construction	Tractors/Loaders/Backhoes	0	8.00	97	0.37
Paving	Cement and Mortar Mixers	0	6.00	9	0.56
Paving	Pavers	0	7.00	130	0.42
Paving	Rollers	0	7.00	80	0.38
Paving	Tractors/Loaders/Backhoes	0	7.00	97	0.37
Architectural Coating	Air Compressors	0	6.00	78	0.48

Trips and VMT

Phase Name	Offroad Equipment Count	Worker Trip Number	Vendor Trip Number	Hauling Trip Number	Worker Trip Length	Vendor Trip Length	Hauling Trip Length	Worker Vehicle Class	Vendor Vehicle Class	Hauling Vehicle Class
Demolition	0	0.00	0.00	0.00	10.00	6.50	20.00	LD_Mix	HDT_Mix	HHDT
Site Preparation	0	0.00	0.00	0.00	10.00	6.50	20.00	LD_Mix	HDT_Mix	HHDT
Grading	0	0.00	0.00	0.00	10.00	6.50	20.00	LD_Mix	HDT_Mix	HHDT
Building Construction	0	0.00	0.00	0.00	10.00	6.50	20.00	LD_Mix	HDT_Mix	HHDT
Paving	0	0.00	0.00	0.00	10.00	6.50	20.00	LD_Mix	HDT_Mix	HHDT
Architectural Coating	0	0.00	0.00	0.00	10.00	6.50	20.00	LD_Mix	HDT_Mix	HHDT

3.1 Mitigation Measures Construction

3.2 Demolition - 2020

Unmitigated Construction On-Site

	ROG	NOx	CO	SO2	Fugitive PM10	Exhaust PM10	PM10 Total	Fugitive PM2.5	Exhaust PM2.5	PM2.5 Total	Bio- CO2	NBio- CO2	Total CO2	CH4	N2O	CO2e
Category	lb/day										lb/day					
Off-Road	0.0000	0.0000	0.0000	0.0000	0.0000	0.0000	0.0000	0.0000	0.0000	0.0000	0.0000	0.0000	0.0000	0.0000	0.0000	0.0000
Total	**0.0000**	**0.0000**	**0.0000**	**0.0000**	**0.0000**	**0.0000**	**0.0000**	**0.0000**	**0.0000**	**0.0000**	**0.0000**	**0.0000**	**0.0000**	**0.0000**	**0.0000**	**0.0000**

3.2 Demolition - 2020

Unmitigated Construction Off-Site

	ROG	NOx	CO	SO2	Fugitive PM10	Exhaust PM10	PM10 Total	Fugitive PM2.5	Exhaust PM2.5	PM2.5 Total	Bio- CO2	NBio- CO2	Total CO2	CH4	N2O	CO2e
Category	lb/day										lb/day					
Hauling	0.0000	0.0000	0.0000	0.0000	0.0000	0.0000	0.0000	0.0000	0.0000	0.0000	0.0000	0.0000	0.0000	0.0000	0.0000	0.0000
Vendor	0.0000	0.0000	0.0000	0.0000	0.0000	0.0000	0.0000	0.0000	0.0000	0.0000	0.0000	0.0000	0.0000	0.0000	0.0000	0.0000
Worker	0.0000	0.0000	0.0000	0.0000	0.0000	0.0000	0.0000	0.0000	0.0000	0.0000	0.0000	0.0000	0.0000	0.0000	0.0000	0.0000
Total	**0.0000**	**0.0000**	**0.0000**	**0.0000**	**0.0000**	**0.0000**	**0.0000**	**0.0000**	**0.0000**	**0.0000**	**0.0000**	**0.0000**	**0.0000**	**0.0000**	**0.0000**	**0.0000**

Mitigated Construction On-Site

	ROG	NOx	CO	SO2	Fugitive PM10	Exhaust PM10	PM10 Total	Fugitive PM2.5	Exhaust PM2.5	PM2.5 Total	Bio- CO2	NBio- CO2	Total CO2	CH4	N2O	CO2e
Category	lb/day										lb/day					
Off-Road	0.0000	0.0000	0.0000	0.0000	0.0000	0.0000	0.0000	0.0000	0.0000	0.0000	0.0000	0.0000	0.0000	0.0000	0.0000	0.0000
Total	**0.0000**	**0.0000**	**0.0000**	**0.0000**	**0.0000**	**0.0000**	**0.0000**	**0.0000**	**0.0000**	**0.0000**	**0.0000**	**0.0000**	**0.0000**	**0.0000**	**0.0000**	**0.0000**

3.2 Demolition - 2020

Mitigated Construction Off-Site

	ROG	NOx	CO	SO2	Fugitive PM10	Exhaust PM10	PM10 Total	Fugitive PM2.5	Exhaust PM2.5	PM2.5 Total	Bio- CO2	NBio- CO2	Total CO2	CH4	N2O	CO2e
Category	lb/day										lb/day					
Hauling	0.0000	0.0000	0.0000	0.0000	0.0000	0.0000	0.0000	0.0000	0.0000	0.0000	0.0000	0.0000	0.0000	0.0000	0.0000	0.0000
Vendor	0.0000	0.0000	0.0000	0.0000	0.0000	0.0000	0.0000	0.0000	0.0000	0.0000	0.0000	0.0000	0.0000	0.0000	0.0000	0.0000
Worker	0.0000	0.0000	0.0000	0.0000	0.0000	0.0000	0.0000	0.0000	0.0000	0.0000	0.0000	0.0000	0.0000	0.0000	0.0000	0.0000
Total	**0.0000**	**0.0000**	**0.0000**	**0.0000**	**0.0000**	**0.0000**	**0.0000**	**0.0000**	**0.0000**	**0.0000**	**0.0000**	**0.0000**	**0.0000**	**0.0000**	**0.0000**	**0.0000**

3.3 Site Preparation - 2020

Unmitigated Construction On-Site

	ROG	NOx	CO	SO2	Fugitive PM10	Exhaust PM10	PM10 Total	Fugitive PM2.5	Exhaust PM2.5	PM2.5 Total	Bio- CO2	NBio- CO2	Total CO2	CH4	N2O	CO2e
Category	lb/day										lb/day					
Fugitive Dust	0.0000	0.0000	0.0000	0.0000	0.0000	0.0000	0.0000	0.0000	0.0000	0.0000	0.0000	0.0000	0.0000	0.0000	0.0000	0.0000
Off-Road	0.0000	0.0000	0.0000	0.0000	0.0000	0.0000	0.0000	0.0000	0.0000	0.0000	0.0000	0.0000	0.0000	0.0000	0.0000	0.0000
Total	**0.0000**	**0.0000**	**0.0000**	**0.0000**	**0.0000**	**0.0000**	**0.0000**	**0.0000**	**0.0000**	**0.0000**	**0.0000**	**0.0000**	**0.0000**	**0.0000**	**0.0000**	**0.0000**

3.3 Site Preparation - 2020

Unmitigated Construction Off-Site

	ROG	NOx	CO	SO2	Fugitive PM10	Exhaust PM10	PM10 Total	Fugitive PM2.5	Exhaust PM2.5	PM2.5 Total	Bio- CO2	NBio- CO2	Total CO2	CH4	N2O	CO2e
Category	lb/day										lb/day					
Hauling	0.0000	0.0000	0.0000	0.0000	0.0000	0.0000	0.0000	0.0000	0.0000	0.0000	0.0000	0.0000	0.0000	0.0000	0.0000	0.0000
Vendor	0.0000	0.0000	0.0000	0.0000	0.0000	0.0000	0.0000	0.0000	0.0000	0.0000	0.0000	0.0000	0.0000	0.0000	0.0000	0.0000
Worker	0.0000	0.0000	0.0000	0.0000	0.0000	0.0000	0.0000	0.0000	0.0000	0.0000	0.0000	0.0000	0.0000	0.0000	0.0000	0.0000
Total	**0.0000**	**0.0000**	**0.0000**	**0.0000**	**0.0000**	**0.0000**	**0.0000**	**0.0000**	**0.0000**	**0.0000**	**0.0000**	**0.0000**	**0.0000**	**0.0000**	**0.0000**	**0.0000**

Mitigated Construction On-Site

	ROG	NOx	CO	SO2	Fugitive PM10	Exhaust PM10	PM10 Total	Fugitive PM2.5	Exhaust PM2.5	PM2.5 Total	Bio- CO2	NBio- CO2	Total CO2	CH4	N2O	CO2e
Category	lb/day										lb/day					
Fugitive Dust	0.0000	0.0000	0.0000	0.0000	0.0000	0.0000	0.0000	0.0000	0.0000	0.0000	0.0000	0.0000	0.0000	0.0000	0.0000	0.0000
Off-Road	0.0000	0.0000	0.0000	0.0000	0.0000	0.0000	0.0000	0.0000	0.0000	0.0000	0.0000	0.0000	0.0000	0.0000	0.0000	0.0000
Total	**0.0000**	**0.0000**	**0.0000**	**0.0000**	**0.0000**	**0.0000**	**0.0000**	**0.0000**	**0.0000**	**0.0000**	**0.0000**	**0.0000**	**0.0000**	**0.0000**	**0.0000**	**0.0000**

3.3 Site Preparation - 2020

Mitigated Construction Off-Site

	ROG	NOx	CO	SO2	Fugitive PM10	Exhaust PM10	PM10 Total	Fugitive PM2.5	Exhaust PM2.5	PM2.5 Total	Bio- CO2	NBio- CO2	Total CO2	CH4	N2O	CO2e
Category	lb/day										lb/day					
Hauling	0.0000	0.0000	0.0000	0.0000	0.0000	0.0000	0.0000	0.0000	0.0000	0.0000	0.0000	0.0000	0.0000	0.0000	0.0000	0.0000
Vendor	0.0000	0.0000	0.0000	0.0000	0.0000	0.0000	0.0000	0.0000	0.0000	0.0000	0.0000	0.0000	0.0000	0.0000	0.0000	0.0000
Worker	0.0000	0.0000	0.0000	0.0000	0.0000	0.0000	0.0000	0.0000	0.0000	0.0000	0.0000	0.0000	0.0000	0.0000	0.0000	0.0000
Total	**0.0000**	**0.0000**	**0.0000**	**0.0000**	**0.0000**	**0.0000**	**0.0000**	**0.0000**	**0.0000**	**0.0000**	**0.0000**	**0.0000**	**0.0000**	**0.0000**	**0.0000**	**0.0000**

3.4 Grading - 2020

Unmitigated Construction On-Site

	ROG	NOx	CO	SO2	Fugitive PM10	Exhaust PM10	PM10 Total	Fugitive PM2.5	Exhaust PM2.5	PM2.5 Total	Bio- CO2	NBio- CO2	Total CO2	CH4	N2O	CO2e
Category	lb/day										lb/day					
Fugitive Dust	0.0000	0.0000	0.0000	0.0000	0.0000	0.0000	0.0000	0.0000	0.0000	0.0000	0.0000	0.0000	0.0000	0.0000	0.0000	0.0000
Off-Road	0.0000	0.0000	0.0000	0.0000	0.0000	0.0000	0.0000	0.0000	0.0000	0.0000	0.0000	0.0000	0.0000	0.0000	0.0000	0.0000
Total	**0.0000**	**0.0000**	**0.0000**	**0.0000**	**0.0000**	**0.0000**	**0.0000**	**0.0000**	**0.0000**	**0.0000**	**0.0000**	**0.0000**	**0.0000**	**0.0000**	**0.0000**	**0.0000**

3.4 Grading - 2020

Unmitigated Construction Off-Site

	ROG	NOx	CO	SO2	Fugitive PM10	Exhaust PM10	PM10 Total	Fugitive PM2.5	Exhaust PM2.5	PM2.5 Total	Bio- CO2	NBio- CO2	Total CO2	CH4	N2O	CO2e
Category	lb/day										lb/day					
Hauling	0.0000	0.0000	0.0000	0.0000	0.0000	0.0000	0.0000	0.0000	0.0000	0.0000	0.0000	0.0000	0.0000	0.0000	0.0000	0.0000
Vendor	0.0000	0.0000	0.0000	0.0000	0.0000	0.0000	0.0000	0.0000	0.0000	0.0000	0.0000	0.0000	0.0000	0.0000	0.0000	0.0000
Worker	0.0000	0.0000	0.0000	0.0000	0.0000	0.0000	0.0000	0.0000	0.0000	0.0000	0.0000	0.0000	0.0000	0.0000	0.0000	0.0000
Total	**0.0000**	**0.0000**	**0.0000**	**0.0000**	**0.0000**	**0.0000**	**0.0000**	**0.0000**	**0.0000**	**0.0000**	**0.0000**	**0.0000**	**0.0000**	**0.0000**	**0.0000**	**0.0000**

Mitigated Construction On-Site

	ROG	NOx	CO	SO2	Fugitive PM10	Exhaust PM10	PM10 Total	Fugitive PM2.5	Exhaust PM2.5	PM2.5 Total	Bio- CO2	NBio- CO2	Total CO2	CH4	N2O	CO2e
Category	lb/day										lb/day					
Fugitive Dust	0.0000	0.0000	0.0000	0.0000	0.0000	0.0000	0.0000	0.0000	0.0000	0.0000	0.0000	0.0000	0.0000	0.0000	0.0000	0.0000
Off-Road	0.0000	0.0000	0.0000	0.0000	0.0000	0.0000	0.0000	0.0000	0.0000	0.0000	0.0000	0.0000	0.0000	0.0000	0.0000	0.0000
Total	**0.0000**	**0.0000**	**0.0000**	**0.0000**	**0.0000**	**0.0000**	**0.0000**	**0.0000**	**0.0000**	**0.0000**	**0.0000**	**0.0000**	**0.0000**	**0.0000**	**0.0000**	**0.0000**

3.4 Grading - 2020

Mitigated Construction Off-Site

	ROG	NOx	CO	SO2	Fugitive PM10	Exhaust PM10	PM10 Total	Fugitive PM2.5	Exhaust PM2.5	PM2.5 Total	Bio- CO2	NBio- CO2	Total CO2	CH4	N2O	CO2e
Category	lb/day										lb/day					
Hauling	0.0000	0.0000	0.0000	0.0000	0.0000	0.0000	0.0000	0.0000	0.0000	0.0000	0.0000	0.0000	0.0000	0.0000	0.0000	0.0000
Vendor	0.0000	0.0000	0.0000	0.0000	0.0000	0.0000	0.0000	0.0000	0.0000	0.0000	0.0000	0.0000	0.0000	0.0000	0.0000	0.0000
Worker	0.0000	0.0000	0.0000	0.0000	0.0000	0.0000	0.0000	0.0000	0.0000	0.0000	0.0000	0.0000	0.0000	0.0000	0.0000	0.0000
Total	**0.0000**	**0.0000**	**0.0000**	**0.0000**	**0.0000**	**0.0000**	**0.0000**	**0.0000**	**0.0000**	**0.0000**	**0.0000**	**0.0000**	**0.0000**	**0.0000**	**0.0000**	**0.0000**

3.5 Building Construction - 2020

Unmitigated Construction On-Site

	ROG	NOx	CO	SO2	Fugitive PM10	Exhaust PM10	PM10 Total	Fugitive PM2.5	Exhaust PM2.5	PM2.5 Total	Bio- CO2	NBio- CO2	Total CO2	CH4	N2O	CO2e
Category	lb/day										lb/day					
Off-Road	0.0000	0.0000	0.0000	0.0000	0.0000	0.0000	0.0000	0.0000	0.0000	0.0000	0.0000	0.0000	0.0000	0.0000	0.0000	0.0000
Total	**0.0000**	**0.0000**	**0.0000**	**0.0000**	**0.0000**	**0.0000**	**0.0000**	**0.0000**	**0.0000**	**0.0000**	**0.0000**	**0.0000**	**0.0000**	**0.0000**	**0.0000**	**0.0000**

3.5 Building Construction - 2020

Unmitigated Construction Off-Site

	ROG	NOx	CO	SO2	Fugitive PM10	Exhaust PM10	PM10 Total	Fugitive PM2.5	Exhaust PM2.5	PM2.5 Total	Bio- CO2	NBio- CO2	Total CO2	CH4	N2O	CO2e
Category	lb/day										lb/day					
Hauling	0.0000	0.0000	0.0000	0.0000	0.0000	0.0000	0.0000	0.0000	0.0000	0.0000	0.0000	0.0000	0.0000	0.0000	0.0000	0.0000
Vendor	0.0000	0.0000	0.0000	0.0000	0.0000	0.0000	0.0000	0.0000	0.0000	0.0000	0.0000	0.0000	0.0000	0.0000	0.0000	0.0000
Worker	0.0000	0.0000	0.0000	0.0000	0.0000	0.0000	0.0000	0.0000	0.0000	0.0000	0.0000	0.0000	0.0000	0.0000	0.0000	0.0000
Total	**0.0000**	**0.0000**	**0.0000**	**0.0000**	**0.0000**	**0.0000**	**0.0000**	**0.0000**	**0.0000**	**0.0000**	**0.0000**	**0.0000**	**0.0000**	**0.0000**	**0.0000**	**0.0000**

Mitigated Construction On-Site

	ROG	NOx	CO	SO2	Fugitive PM10	Exhaust PM10	PM10 Total	Fugitive PM2.5	Exhaust PM2.5	PM2.5 Total	Bio- CO2	NBio- CO2	Total CO2	CH4	N2O	CO2e
Category	lb/day										lb/day					
Off-Road	0.0000	0.0000	0.0000	0.0000	0.0000	0.0000	0.0000	0.0000	0.0000	0.0000	0.0000	0.0000	0.0000	0.0000	0.0000	0.0000
Total	**0.0000**	**0.0000**	**0.0000**	**0.0000**	**0.0000**	**0.0000**	**0.0000**	**0.0000**	**0.0000**	**0.0000**	**0.0000**	**0.0000**	**0.0000**	**0.0000**	**0.0000**	**0.0000**

3.5 Building Construction - 2020

Mitigated Construction Off-Site

	ROG	NOx	CO	SO2	Fugitive PM10	Exhaust PM10	PM10 Total	Fugitive PM2.5	Exhaust PM2.5	PM2.5 Total	Bio- CO2	NBio- CO2	Total CO2	CH4	N2O	CO2e
Category	lb/day										lb/day					
Hauling	0.0000	0.0000	0.0000	0.0000	0.0000	0.0000	0.0000	0.0000	0.0000	0.0000	0.0000	0.0000	0.0000	0.0000	0.0000	0.0000
Vendor	0.0000	0.0000	0.0000	0.0000	0.0000	0.0000	0.0000	0.0000	0.0000	0.0000	0.0000	0.0000	0.0000	0.0000	0.0000	0.0000
Worker	0.0000	0.0000	0.0000	0.0000	0.0000	0.0000	0.0000	0.0000	0.0000	0.0000	0.0000	0.0000	0.0000	0.0000	0.0000	0.0000
Total	**0.0000**	**0.0000**	**0.0000**	**0.0000**	**0.0000**	**0.0000**	**0.0000**	**0.0000**	**0.0000**	**0.0000**	**0.0000**	**0.0000**	**0.0000**	**0.0000**	**0.0000**	**0.0000**

3.6 Paving - 2020

Unmitigated Construction On-Site

	ROG	NOx	CO	SO2	Fugitive PM10	Exhaust PM10	PM10 Total	Fugitive PM2.5	Exhaust PM2.5	PM2.5 Total	Bio- CO2	NBio- CO2	Total CO2	CH4	N2O	CO2e
Category	lb/day										lb/day					
Off-Road	0.0000	0.0000	0.0000	0.0000	0.0000	0.0000	0.0000	0.0000	0.0000	0.0000	0.0000	0.0000	0.0000	0.0000	0.0000	0.0000
Paving	0.0000	0.0000	0.0000	0.0000	0.0000	0.0000	0.0000	0.0000	0.0000	0.0000	0.0000	0.0000	0.0000	0.0000	0.0000	0.0000
Total	**0.0000**	**0.0000**	**0.0000**	**0.0000**	**0.0000**	**0.0000**	**0.0000**	**0.0000**	**0.0000**	**0.0000**	**0.0000**	**0.0000**	**0.0000**	**0.0000**	**0.0000**	**0.0000**

3.6 Paving - 2020

Unmitigated Construction Off-Site

	ROG	NOx	CO	SO2	Fugitive PM10	Exhaust PM10	PM10 Total	Fugitive PM2.5	Exhaust PM2.5	PM2.5 Total	Bio- CO2	NBio- CO2	Total CO2	CH4	N2O	CO2e
Category	lb/day										lb/day					
Hauling	0.0000	0.0000	0.0000	0.0000	0.0000	0.0000	0.0000	0.0000	0.0000	0.0000	0.0000	0.0000	0.0000	0.0000	0.0000	0.0000
Vendor	0.0000	0.0000	0.0000	0.0000	0.0000	0.0000	0.0000	0.0000	0.0000	0.0000	0.0000	0.0000	0.0000	0.0000	0.0000	0.0000
Worker	0.0000	0.0000	0.0000	0.0000	0.0000	0.0000	0.0000	0.0000	0.0000	0.0000	0.0000	0.0000	0.0000	0.0000	0.0000	0.0000
Total	**0.0000**	**0.0000**	**0.0000**	**0.0000**	**0.0000**	**0.0000**	**0.0000**	**0.0000**	**0.0000**	**0.0000**	**0.0000**	**0.0000**	**0.0000**	**0.0000**	**0.0000**	**0.0000**

Mitigated Construction On-Site

	ROG	NOx	CO	SO2	Fugitive PM10	Exhaust PM10	PM10 Total	Fugitive PM2.5	Exhaust PM2.5	PM2.5 Total	Bio- CO2	NBio- CO2	Total CO2	CH4	N2O	CO2e
Category	lb/day										lb/day					
Off-Road	0.0000	0.0000	0.0000	0.0000	0.0000	0.0000	0.0000	0.0000	0.0000	0.0000	0.0000	0.0000	0.0000	0.0000	0.0000	0.0000
Paving	0.0000	0.0000	0.0000	0.0000	0.0000	0.0000	0.0000	0.0000	0.0000	0.0000	0.0000	0.0000	0.0000	0.0000	0.0000	0.0000
Total	**0.0000**	**0.0000**	**0.0000**	**0.0000**	**0.0000**	**0.0000**	**0.0000**	**0.0000**	**0.0000**	**0.0000**	**0.0000**	**0.0000**	**0.0000**	**0.0000**	**0.0000**	**0.0000**

3.6 Paving - 2020

Mitigated Construction Off-Site

	ROG	NOx	CO	SO2	Fugitive PM10	Exhaust PM10	PM10 Total	Fugitive PM2.5	Exhaust PM2.5	PM2.5 Total	Bio- CO2	NBio- CO2	Total CO2	CH4	N2O	CO2e
Category	lb/day										lb/day					
Hauling	0.0000	0.0000	0.0000	0.0000	0.0000	0.0000	0.0000	0.0000	0.0000	0.0000	0.0000	0.0000	0.0000	0.0000	0.0000	0.0000
Vendor	0.0000	0.0000	0.0000	0.0000	0.0000	0.0000	0.0000	0.0000	0.0000	0.0000	0.0000	0.0000	0.0000	0.0000	0.0000	0.0000
Worker	0.0000	0.0000	0.0000	0.0000	0.0000	0.0000	0.0000	0.0000	0.0000	0.0000	0.0000	0.0000	0.0000	0.0000	0.0000	0.0000
Total	**0.0000**	**0.0000**	**0.0000**	**0.0000**	**0.0000**	**0.0000**	**0.0000**	**0.0000**	**0.0000**	**0.0000**	**0.0000**	**0.0000**	**0.0000**	**0.0000**	**0.0000**	**0.0000**

3.7 Architectural Coating - 2020

Unmitigated Construction On-Site

	ROG	NOx	CO	SO2	Fugitive PM10	Exhaust PM10	PM10 Total	Fugitive PM2.5	Exhaust PM2.5	PM2.5 Total	Bio- CO2	NBio- CO2	Total CO2	CH4	N2O	CO2e
Category	lb/day										lb/day					
Archit. Coating	0.0000	0.0000	0.0000	0.0000	0.0000	0.0000	0.0000	0.0000	0.0000	0.0000	0.0000	0.0000	0.0000	0.0000	0.0000	0.0000
Off-Road	0.0000	0.0000	0.0000	0.0000	0.0000	0.0000	0.0000	0.0000	0.0000	0.0000	0.0000	0.0000	0.0000	0.0000	0.0000	0.0000
Total	**0.0000**	**0.0000**	**0.0000**	**0.0000**	**0.0000**	**0.0000**	**0.0000**	**0.0000**	**0.0000**	**0.0000**	**0.0000**	**0.0000**	**0.0000**	**0.0000**	**0.0000**	**0.0000**

3.7 Architectural Coating - 2020

Unmitigated Construction Off-Site

	ROG	NOx	CO	SO2	Fugitive PM10	Exhaust PM10	PM10 Total	Fugitive PM2.5	Exhaust PM2.5	PM2.5 Total	Bio- CO2	NBio- CO2	Total CO2	CH4	N2O	CO2e
Category	lb/day										lb/day					
Hauling	0.0000	0.0000	0.0000	0.0000	0.0000	0.0000	0.0000	0.0000	0.0000	0.0000	0.0000	0.0000	0.0000	0.0000	0.0000	0.0000
Vendor	0.0000	0.0000	0.0000	0.0000	0.0000	0.0000	0.0000	0.0000	0.0000	0.0000	0.0000	0.0000	0.0000	0.0000	0.0000	0.0000
Worker	0.0000	0.0000	0.0000	0.0000	0.0000	0.0000	0.0000	0.0000	0.0000	0.0000	0.0000	0.0000	0.0000	0.0000	0.0000	0.0000
Total	**0.0000**	**0.0000**	**0.0000**	**0.0000**	**0.0000**	**0.0000**	**0.0000**	**0.0000**	**0.0000**	**0.0000**	**0.0000**	**0.0000**	**0.0000**	**0.0000**	**0.0000**	**0.0000**

Mitigated Construction On-Site

	ROG	NOx	CO	SO2	Fugitive PM10	Exhaust PM10	PM10 Total	Fugitive PM2.5	Exhaust PM2.5	PM2.5 Total	Bio- CO2	NBio- CO2	Total CO2	CH4	N2O	CO2e
Category	lb/day										lb/day					
Archit. Coating	0.0000	0.0000	0.0000	0.0000	0.0000	0.0000	0.0000	0.0000	0.0000	0.0000	0.0000	0.0000	0.0000	0.0000	0.0000	0.0000
Off-Road	0.0000	0.0000	0.0000	0.0000	0.0000	0.0000	0.0000	0.0000	0.0000	0.0000	0.0000	0.0000	0.0000	0.0000	0.0000	0.0000
Total	**0.0000**	**0.0000**	**0.0000**	**0.0000**	**0.0000**	**0.0000**	**0.0000**	**0.0000**	**0.0000**	**0.0000**	**0.0000**	**0.0000**	**0.0000**	**0.0000**	**0.0000**	**0.0000**

3.7 Architectural Coating - 2020

Mitigated Construction Off-Site

	ROG	NOx	CO	SO2	Fugitive PM10	Exhaust PM10	PM10 Total	Fugitive PM2.5	Exhaust PM2.5	PM2.5 Total	Bio- CO2	NBio- CO2	Total CO2	CH4	N2O	CO2e
Category	lb/day										lb/day					
Hauling	0.0000	0.0000	0.0000	0.0000	0.0000	0.0000	0.0000	0.0000	0.0000	0.0000	0.0000	0.0000	0.0000	0.0000	0.0000	0.0000
Vendor	0.0000	0.0000	0.0000	0.0000	0.0000	0.0000	0.0000	0.0000	0.0000	0.0000	0.0000	0.0000	0.0000	0.0000	0.0000	0.0000
Worker	0.0000	0.0000	0.0000	0.0000	0.0000	0.0000	0.0000	0.0000	0.0000	0.0000	0.0000	0.0000	0.0000	0.0000	0.0000	0.0000
Total	**0.0000**	**0.0000**	**0.0000**	**0.0000**	**0.0000**	**0.0000**	**0.0000**	**0.0000**	**0.0000**	**0.0000**	**0.0000**	**0.0000**	**0.0000**	**0.0000**	**0.0000**	**0.0000**

4.0 Operational Detail - Mobile

4.1 Mitigation Measures Mobile

	ROG	NOx	CO	SO2	Fugitive PM10	Exhaust PM10	PM10 Total	Fugitive PM2.5	Exhaust PM2.5	PM2.5 Total	Bio- CO2	NBio- CO2	Total CO2	CH4	N2O	CO2e
Category	lb/day										lb/day					
Mitigated	13.0493	57.3730	305.2294	1.3007	145.0223	0.7488	145.7710	38.7270	0.6967	39.4237		132,155.9089	132,155.9089	4.1829		132,260.4805
Unmitigated	13.0493	57.3730	305.2294	1.3007	145.0223	0.7488	145.7710	38.7270	0.6967	39.4237		132,155.9089	132,155.9089	4.1829		132,260.4805

4.2 Trip Summary Information

	Average Daily Trip Rate			Unmitigated	Mitigated
Land Use	Weekday	Saturday	Sunday	Annual VMT	Annual VMT
Hospital	2,954.84	0.00	0.00	48,917,226	48,917,226
Total	2,954.84	0.00	0.00	48,917,226	48,917,226

4.3 Trip Type Information

	Miles			Trip %			Trip Purpose %		
Land Use	H-W or C-W	H-S or C-C	H-O or C-NW	H-W or C-W	H-S or C-C	H-O or C-NW	Primary	Diverted	Pass-by
Hospital	100.00	40.45	47.00	64.90	16.10	19.00	73	25	2

4.4 Fleet Mix

Land Use	LDA	LDT1	LDT2	MDV	LHD1	LHD2	MHD	HHD	OBUS	UBUS	MCY	SBUS	MH
Hospital	0.576778	0.034729	0.211659	0.106131	0.012287	0.004450	0.018380	0.025480	0.001877	0.001519	0.005480	0.000610	0.000618

5.0 Energy Detail

Historical Energy Use: N

5.1 Mitigation Measures Energy

	ROG	NOx	CO	SO2	Fugitive PM10	Exhaust PM10	PM10 Total	Fugitive PM2.5	Exhaust PM2.5	PM2.5 Total	Bio- CO2	NBio- CO2	Total CO2	CH4	N2O	CO2e
Category	lb/day										lb/day					
NaturalGas Mitigated	0.0000	0.0000	0.0000	0.0000		0.0000	0.0000		0.0000	0.0000		0.0000	0.0000	0.0000	0.0000	0.0000
NaturalGas Unmitigated	0.0000	0.0000	0.0000	0.0000		0.0000	0.0000		0.0000	0.0000		0.0000	0.0000	0.0000	0.0000	0.0000

5.2 Energy by Land Use - NaturalGas

Unmitigated

	NaturalGas Use	ROG	NOx	CO	SO2	Fugitive PM10	Exhaust PM10	PM10 Total	Fugitive PM2.5	Exhaust PM2.5	PM2.5 Total	Bio- CO2	NBio- CO2	Total CO2	CH4	N2O	CO2e
Land Use	kBTU/yr	lb/day										lb/day					
Hospital	0	0.0000	0.0000	0.0000	0.0000		0.0000	0.0000		0.0000	0.0000		0.0000	0.0000	0.0000	0.0000	0.0000
Total		**0.0000**	**0.0000**	**0.0000**	**0.0000**		**0.0000**	**0.0000**		**0.0000**	**0.0000**		**0.0000**	**0.0000**	**0.0000**	**0.0000**	**0.0000**

5.2 Energy by Land Use - NaturalGas

Mitigated

	NaturalGas Use	ROG	NOx	CO	SO2	Fugitive PM10	Exhaust PM10	PM10 Total	Fugitive PM2.5	Exhaust PM2.5	PM2.5 Total	Bio- CO2	NBio- CO2	Total CO2	CH4	N2O	CO2e
Land Use	kBTU/yr	lb/day										lb/day					
Hospital	0	0.0000	0.0000	0.0000	0.0000		0.0000	0.0000		0.0000	0.0000		0.0000	0.0000	0.0000	0.0000	0.0000
Total		**0.0000**	**0.0000**	**0.0000**	**0.0000**		**0.0000**	**0.0000**		**0.0000**	**0.0000**		**0.0000**	**0.0000**	**0.0000**	**0.0000**	**0.0000**

6.0 Area Detail

6.1 Mitigation Measures Area

	ROG	NOx	CO	SO2	Fugitive PM10	Exhaust PM10	PM10 Total	Fugitive PM2.5	Exhaust PM2.5	PM2.5 Total	Bio- CO2	NBio- CO2	Total CO2	CH4	N2O	CO2e
Category	lb/day										lb/day					
Mitigated	0.0214	0.0000	1.0000e-004	0.0000		0.0000	0.0000		0.0000	0.0000		2.2000e-004	2.2000e-004	0.0000		2.3000e-004
Unmitigated	0.0214	0.0000	1.0000e-004	0.0000		0.0000	0.0000		0.0000	0.0000		2.2000e-004	2.2000e-004	0.0000		2.3000e-004

6.2 Area by SubCategory

Unmitigated

	ROG	NOx	CO	SO2	Fugitive PM10	Exhaust PM10	PM10 Total	Fugitive PM2.5	Exhaust PM2.5	PM2.5 Total	Bio- CO2	NBio- CO2	Total CO2	CH4	N2O	CO2e
SubCategory	lb/day										lb/day					
Architectural Coating	0.0000					0.0000	0.0000		0.0000	0.0000			0.0000			0.0000
Consumer Products	0.0214					0.0000	0.0000		0.0000	0.0000			0.0000			0.0000
Landscaping	1.0000e-005	0.0000	1.0000e-004	0.0000		0.0000	0.0000		0.0000	0.0000		2.2000e-004	2.2000e-004	0.0000		2.3000e-004
Total	**0.0214**	**0.0000**	**1.0000e-004**	**0.0000**		**0.0000**	**0.0000**		**0.0000**	**0.0000**		**2.2000e-004**	**2.2000e-004**	**0.0000**		**2.3000e-004**

Mitigated

	ROG	NOx	CO	SO2	Fugitive PM10	Exhaust PM10	PM10 Total	Fugitive PM2.5	Exhaust PM2.5	PM2.5 Total	Bio- CO2	NBio- CO2	Total CO2	CH4	N2O	CO2e
SubCategory	lb/day										lb/day					
Architectural Coating	0.0000					0.0000	0.0000		0.0000	0.0000			0.0000			0.0000
Consumer Products	0.0214					0.0000	0.0000		0.0000	0.0000			0.0000			0.0000
Landscaping	1.0000e-005	0.0000	1.0000e-004	0.0000		0.0000	0.0000		0.0000	0.0000		2.2000e-004	2.2000e-004	0.0000		2.3000e-004
Total	**0.0214**	**0.0000**	**1.0000e-004**	**0.0000**		**0.0000**	**0.0000**		**0.0000**	**0.0000**		**2.2000e-004**	**2.2000e-004**	**0.0000**		**2.3000e-004**

7.0 Water Detail

7.1 Mitigation Measures Water

8.0 Waste Detail

8.1 Mitigation Measures Waste

9.0 Operational Offroad

Equipment Type	Number	Hours/Day	Days/Year	Horse Power	Load Factor	Fuel Type

10.0 Stationary Equipment

Fire Pumps and Emergency Generators

Equipment Type	Number	Hours/Day	Hours/Year	Horse Power	Load Factor	Fuel Type

Boilers

Equipment Type	Number	Heat Input/Day	Heat Input/Year	Boiler Rating	Fuel Type

User Defined Equipment

Equipment Type	Number

11.0 Vegetation

CNU Mobile with TDM with EMFAC Adjustment

Sacramento County, Winter

1.0 Project Characteristics

1.1 Land Usage

Land Uses	Size	Metric	Lot Acreage	Floor Surface Area	Population
Hospital	1.00	1000sqft	0.02	1,000.00	0

1.2 Other Project Characteristics

Urbanization	Urban	**Wind Speed (m/s)**	3.5	**Precipitation Freq (Days)**	58
Climate Zone	6			**Operational Year**	2030
Utility Company	Sacramento Municipal Utility District				
CO2 Intensity (lb/MWhr)	590.31	**CH4 Intensity (lb/MWhr)**	0.029	**N2O Intensity (lb/MWhr)**	0.006

1.3 User Entered Comments & Non-Default Data

Project Characteristics -

Land Use -

Construction Phase - Mobile sector only

Off-road Equipment - Mobile sector only

Off-road Equipment - Mobile sector only

Off-road Equipment - Mobile sector only

Off-road Equipment - Mobile sector only

Off-road Equipment - Mobile sector only

Off-road Equipment - Mobile sector only

Grading -

Architectural Coating - Mobile sector only

Vehicle Trips - Trip rates and lengths adjusted to match traffic study VMT and trip generation estimates

Consumer Products - Mobile sector only

Area Coating - Mobile sector only

Landscape Equipment - Mobile sector only

Energy Use - Mobile sector only

Water And Wastewater - Mobile sector only

Solid Waste - Mobile sector only

Table Name	Column Name	Default Value	New Value
tblArchitecturalCoating	ConstArea_Nonresidential_Exterior	500.00	0.00
tblArchitecturalCoating	ConstArea_Nonresidential_Interior	1,500.00	0.00
tblAreaCoating	Area_Nonresidential_Exterior	500	0
tblAreaCoating	Area_Nonresidential_Interior	1500	0
tblConstructionPhase	NumDays	5.00	0.00
tblConstructionPhase	NumDays	100.00	0.00
tblConstructionPhase	NumDays	10.00	0.00

tblConstructionPhase	NumDays	2.00	0.00
tblConstructionPhase	NumDays	5.00	0.00
tblConstructionPhase	NumDays	1.00	0.00
tblEnergyUse	LightingElect	4.98	0.00
tblEnergyUse	NT24E	6.17	0.00
tblEnergyUse	NT24NG	9.61	0.00
tblEnergyUse	T24E	9.18	0.00
tblEnergyUse	T24NG	57.91	0.00
tblOffRoadEquipment	OffRoadEquipmentUnitAmount	1.00	0.00
tblOffRoadEquipment	OffRoadEquipmentUnitAmount	4.00	0.00
tblOffRoadEquipment	OffRoadEquipmentUnitAmount	1.00	0.00
tblOffRoadEquipment	OffRoadEquipmentUnitAmount	1.00	0.00
tblOffRoadEquipment	OffRoadEquipmentUnitAmount	1.00	0.00
tblOffRoadEquipment	OffRoadEquipmentUnitAmount	2.00	0.00
tblOffRoadEquipment	OffRoadEquipmentUnitAmount	1.00	0.00
tblOffRoadEquipment	OffRoadEquipmentUnitAmount	1.00	0.00
tblOffRoadEquipment	OffRoadEquipmentUnitAmount	1.00	0.00
tblOffRoadEquipment	OffRoadEquipmentUnitAmount	1.00	0.00
tblOffRoadEquipment	OffRoadEquipmentUnitAmount	1.00	0.00
tblOffRoadEquipment	OffRoadEquipmentUnitAmount	2.00	0.00
tblOffRoadEquipment	OffRoadEquipmentUnitAmount	2.00	0.00
tblOffRoadEquipment	OffRoadEquipmentUnitAmount	2.00	0.00
tblOffRoadEquipment	OffRoadEquipmentUnitAmount	1.00	0.00
tblOffRoadEquipment	OffRoadEquipmentUnitAmount	1.00	0.00
tblSolidWaste	SolidWasteGenerationRate	10.80	0.00
tblVehicleEF	LDA	0.38	0.39
tblVehicleEF	LDA	0.66	0.67

tblVehicleEF	LDA	0.03	0.03
tblVehicleEF	LDA	0.03	0.03
tblVehicleEF	LDA	1.2310e-003	1.2630e-003
tblVehicleEF	LDA	1.8680e-003	1.9166e-003
tblVehicleEF	LDA	1.1330e-003	1.1625e-003
tblVehicleEF	LDA	1.7180e-003	1.7627e-003
tblVehicleEF	LDA	5.3790e-003	5.3951e-003
tblVehicleEF	LDA	0.03	0.03
tblVehicleEF	LDA	0.03	0.03
tblVehicleEF	LDA	7.8250e-003	7.8485e-003
tblVehicleEF	LDA	0.03	0.03
tblVehicleEF	LDA	0.03	0.03
tblVehicleEF	LDA	0.49	0.49
tblVehicleEF	LDA	0.54	0.55
tblVehicleEF	LDA	0.02	0.02
tblVehicleEF	LDA	0.03	0.03
tblVehicleEF	LDA	1.2310e-003	1.2630e-003
tblVehicleEF	LDA	1.8680e-003	1.9166e-003
tblVehicleEF	LDA	1.1330e-003	1.1625e-003
tblVehicleEF	LDA	1.7180e-003	1.7627e-003
tblVehicleEF	LDA	6.2730e-003	6.2918e-003
tblVehicleEF	LDA	0.03	0.03
tblVehicleEF	LDA	0.03	0.03
tblVehicleEF	LDA	9.1290e-003	9.1564e-003
tblVehicleEF	LDA	0.03	0.03
tblVehicleEF	LDA	0.03	0.03
tblVehicleEF	LDA	0.36	0.36

tblVehicleEF	LDA	0.82	0.83
tblVehicleEF	LDA	0.03	0.03
tblVehicleEF	LDA	0.03	0.04
tblVehicleEF	LDA	1.2310e-003	1.2630e-003
tblVehicleEF	LDA	1.8680e-003	1.9166e-003
tblVehicleEF	LDA	1.1330e-003	1.1625e-003
tblVehicleEF	LDA	1.7180e-003	1.7627e-003
tblVehicleEF	LDA	5.0820e-003	5.0972e-003
tblVehicleEF	LDA	0.04	0.04
tblVehicleEF	LDA	0.04	0.04
tblVehicleEF	LDA	7.3920e-003	7.4142e-003
tblVehicleEF	LDA	0.04	0.04
tblVehicleEF	LDA	0.04	0.04
tblVehicleEF	LDT1	0.65	0.66
tblVehicleEF	LDT1	1.46	1.49
tblVehicleEF	LDT1	0.06	0.06
tblVehicleEF	LDT1	0.08	0.08
tblVehicleEF	LDT1	1.6240e-003	1.6662e-003
tblVehicleEF	LDT1	2.3930e-003	2.4552e-003
tblVehicleEF	LDT1	1.4950e-003	1.5339e-003
tblVehicleEF	LDT1	2.2000e-003	2.2572e-003
tblVehicleEF	LDT1	0.01	0.01
tblVehicleEF	LDT1	0.11	0.11
tblVehicleEF	LDT1	0.09	0.09
tblVehicleEF	LDT1	0.02	0.02
tblVehicleEF	LDT1	0.11	0.11
tblVehicleEF	LDT1	0.10	0.10

tblVehicleEF	LDT1	0.82	0.84
tblVehicleEF	LDT1	1.20	1.22
tblVehicleEF	LDT1	0.05	0.05
tblVehicleEF	LDT1	0.07	0.07
tblVehicleEF	LDT1	1.6240e-003	1.6662e-003
tblVehicleEF	LDT1	2.3930e-003	2.4552e-003
tblVehicleEF	LDT1	1.4950e-003	1.5339e-003
tblVehicleEF	LDT1	2.2000e-003	2.2572e-003
tblVehicleEF	LDT1	0.01	0.01
tblVehicleEF	LDT1	0.11	0.11
tblVehicleEF	LDT1	0.07	0.07
tblVehicleEF	LDT1	0.02	0.02
tblVehicleEF	LDT1	0.11	0.11
tblVehicleEF	LDT1	0.08	0.08
tblVehicleEF	LDT1	0.62	0.63
tblVehicleEF	LDT1	1.83	1.86
tblVehicleEF	LDT1	0.06	0.06
tblVehicleEF	LDT1	0.09	0.09
tblVehicleEF	LDT1	1.6240e-003	1.6662e-003
tblVehicleEF	LDT1	2.3930e-003	2.4552e-003
tblVehicleEF	LDT1	1.4950e-003	1.5339e-003
tblVehicleEF	LDT1	2.2000e-003	2.2572e-003
tblVehicleEF	LDT1	0.01	0.01
tblVehicleEF	LDT1	0.14	0.14
tblVehicleEF	LDT1	0.11	0.11
tblVehicleEF	LDT1	0.02	0.02
tblVehicleEF	LDT1	0.14	0.14

tblVehicleEF	LDT1	0.12	0.12
tblVehicleEF	LDT2	0.56	0.57
tblVehicleEF	LDT2	1.00	1.01
tblVehicleEF	LDT2	0.04	0.04
tblVehicleEF	LDT2	0.06	0.06
tblVehicleEF	LDT2	1.3880e-003	1.4241e-003
tblVehicleEF	LDT2	2.0850e-003	2.1392e-003
tblVehicleEF	LDT2	1.2770e-003	1.3102e-003
tblVehicleEF	LDT2	1.9170e-003	1.9668e-003
tblVehicleEF	LDT2	8.3500e-003	8.3751e-003
tblVehicleEF	LDT2	0.06	0.06
tblVehicleEF	LDT2	0.05	0.05
tblVehicleEF	LDT2	0.01	0.01
tblVehicleEF	LDT2	0.06	0.06
tblVehicleEF	LDT2	0.06	0.06
tblVehicleEF	LDT2	0.71	0.73
tblVehicleEF	LDT2	0.83	0.84
tblVehicleEF	LDT2	0.04	0.04
tblVehicleEF	LDT2	0.06	0.06
tblVehicleEF	LDT2	1.3880e-003	1.4241e-003
tblVehicleEF	LDT2	2.0850e-003	2.1392e-003
tblVehicleEF	LDT2	1.2770e-003	1.3102e-003
tblVehicleEF	LDT2	1.9170e-003	1.9668e-003
tblVehicleEF	LDT2	9.7260e-003	9.7552e-003
tblVehicleEF	LDT2	0.06	0.06
tblVehicleEF	LDT2	0.04	0.04
tblVehicleEF	LDT2	0.01	0.01

tblVehicleEF	LDT2	0.06	0.06
tblVehicleEF	LDT2	0.05	0.05
tblVehicleEF	LDT2	0.53	0.54
tblVehicleEF	LDT2	1.23	1.24
tblVehicleEF	LDT2	0.05	0.05
tblVehicleEF	LDT2	0.07	0.07
tblVehicleEF	LDT2	1.3880e-003	1.4241e-003
tblVehicleEF	LDT2	2.0850e-003	2.1392e-003
tblVehicleEF	LDT2	1.2770e-003	1.3102e-003
tblVehicleEF	LDT2	1.9170e-003	1.9668e-003
tblVehicleEF	LDT2	7.8910e-003	7.9147e-003
tblVehicleEF	LDT2	0.07	0.07
tblVehicleEF	LDT2	0.06	0.06
tblVehicleEF	LDT2	0.01	0.01
tblVehicleEF	LDT2	0.07	0.07
tblVehicleEF	LDT2	0.07	0.07
tblVehicleEF	MDV	0.75	0.76
tblVehicleEF	MDV	1.73	1.76
tblVehicleEF	MDV	0.07	0.07
tblVehicleEF	MDV	0.13	0.13
tblVehicleEF	MDV	1.4450e-003	1.4826e-003
tblVehicleEF	MDV	2.1530e-003	2.2090e-003
tblVehicleEF	MDV	1.3310e-003	1.3656e-003
tblVehicleEF	MDV	1.9800e-003	2.0315e-003
tblVehicleEF	MDV	0.01	0.01
tblVehicleEF	MDV	0.10	0.10
tblVehicleEF	MDV	0.12	0.12

tblVehicleEF	MDV	0.02	0.02
tblVehicleEF	MDV	0.10	0.10
tblVehicleEF	MDV	0.13	0.13
tblVehicleEF	MDV	0.95	0.97
tblVehicleEF	MDV	1.43	1.45
tblVehicleEF	MDV	0.07	0.07
tblVehicleEF	MDV	0.12	0.12
tblVehicleEF	MDV	1.4450e-003	1.4826e-003
tblVehicleEF	MDV	2.1530e-003	2.2090e-003
tblVehicleEF	MDV	1.3310e-003	1.3656e-003
tblVehicleEF	MDV	1.9800e-003	2.0315e-003
tblVehicleEF	MDV	0.02	0.02
tblVehicleEF	MDV	0.10	0.10
tblVehicleEF	MDV	0.10	0.10
tblVehicleEF	MDV	0.02	0.02
tblVehicleEF	MDV	0.10	0.10
tblVehicleEF	MDV	0.10	0.11
tblVehicleEF	MDV	0.71	0.72
tblVehicleEF	MDV	2.15	2.18
tblVehicleEF	MDV	0.08	0.08
tblVehicleEF	MDV	0.15	0.15
tblVehicleEF	MDV	1.4450e-003	1.4826e-003
tblVehicleEF	MDV	2.1530e-003	2.2090e-003
tblVehicleEF	MDV	1.3310e-003	1.3656e-003
tblVehicleEF	MDV	1.9800e-003	2.0315e-003
tblVehicleEF	MDV	0.01	0.01
tblVehicleEF	MDV	0.12	0.12

tblVehicleEF	MDV	0.14	0.14
tblVehicleEF	MDV	0.02	0.02
tblVehicleEF	MDV	0.12	0.12
tblVehicleEF	MDV	0.15	0.15
tblVehicleTrips	CC_TL	5.00	40.45
tblVehicleTrips	CNW_TL	6.50	47.00
tblVehicleTrips	CW_TL	10.00	100.00
tblVehicleTrips	ST_TR	10.18	0.00
tblVehicleTrips	SU_TR	8.91	0.00
tblVehicleTrips	WD_TR	13.22	2,954.84
tblWater	IndoorWaterUseRate	125,480.54	0.00
tblWater	OutdoorWaterUseRate	23,901.05	0.00

2.0 Emissions Summary

2.1 Overall Construction (Maximum Daily Emission)

Unmitigated Construction

	ROG	NOx	CO	SO2	Fugitive PM10	Exhaust PM10	PM10 Total	Fugitive PM2.5	Exhaust PM2.5	PM2.5 Total	Bio- CO2	NBio- CO2	Total CO2	CH4	N2O	CO2e
Year	lb/day										lb/day					
2020	0.0000	0.0000	0.0000	0.0000	0.0000	0.0000	0.0000	0.0000	0.0000	0.0000	0.0000	0.0000	0.0000	0.0000	0.0000	0.0000
Maximum	**0.0000**	**0.0000**	**0.0000**	**0.0000**	**0.0000**	**0.0000**	**0.0000**	**0.0000**	**0.0000**	**0.0000**	**0.0000**	**0.0000**	**0.0000**	**0.0000**	**0.0000**	**0.0000**

Mitigated Construction

	ROG	NOx	CO	SO2	Fugitive PM10	Exhaust PM10	PM10 Total	Fugitive PM2.5	Exhaust PM2.5	PM2.5 Total	Bio- CO2	NBio- CO2	Total CO2	CH4	N2O	CO2e
Year	lb/day										lb/day					
2020	0.0000	0.0000	0.0000	0.0000	0.0000	0.0000	0.0000	0.0000	0.0000	0.0000	0.0000	0.0000	0.0000	0.0000	0.0000	0.0000
Maximum	**0.0000**	**0.0000**	**0.0000**	**0.0000**	**0.0000**	**0.0000**	**0.0000**	**0.0000**	**0.0000**	**0.0000**	**0.0000**	**0.0000**	**0.0000**	**0.0000**	**0.0000**	**0.0000**

	ROG	**NOx**	**CO**	**SO2**	**Fugitive PM10**	**Exhaust PM10**	**PM10 Total**	**Fugitive PM2.5**	**Exhaust PM2.5**	**PM2.5 Total**	**Bio- CO2**	**NBio-CO2**	**Total CO2**	**CH4**	**N20**	**CO2e**
Percent Reduction	**0.00**	**0.00**	**0.00**	**0.00**	**0.00**	**0.00**	**0.00**	**0.00**	**0.00**	**0.00**	**0.00**	**0.00**	**0.00**	**0.00**	**0.00**	**0.00**

2.2 Overall Operational

Unmitigated Operational

	ROG	NOx	CO	SO2	Fugitive PM10	Exhaust PM10	PM10 Total	Fugitive PM2.5	Exhaust PM2.5	PM2.5 Total	Bio- CO2	NBio- CO2	Total CO2	CH4	N2O	CO2e
Category	lb/day										lb/day					
Area	0.0214	0.0000	1.0000e-004	0.0000		0.0000	0.0000		0.0000	0.0000		2.2000e-004	2.2000e-004	0.0000		2.3000e-004
Energy	0.0000	0.0000	0.0000	0.0000		0.0000	0.0000		0.0000	0.0000		0.0000	0.0000	0.0000	0.0000	0.0000
Mobile	11.7604	64.1385	249.7818	1.1777	145.0223	0.7494	145.7716	38.7270	0.6973	39.4243		119,903.7674	119,903.7674	4.0196		120,004.2580
Total	**11.7818**	**64.1385**	**249.7819**	**1.1777**	**145.0223**	**0.7494**	**145.7716**	**38.7270**	**0.6973**	**39.4243**		**119,903.7676**	**119,903.7676**	**4.0196**	**0.0000**	**120,004.2582**

Mitigated Operational

	ROG	NOx	CO	SO2	Fugitive PM10	Exhaust PM10	PM10 Total	Fugitive PM2.5	Exhaust PM2.5	PM2.5 Total	Bio- CO2	NBio- CO2	Total CO2	CH4	N2O	CO2e
Category	lb/day										lb/day					
Area	0.0214	0.0000	1.0000e-004	0.0000		0.0000	0.0000		0.0000	0.0000		2.2000e-004	2.2000e-004	0.0000		2.3000e-004
Energy	0.0000	0.0000	0.0000	0.0000		0.0000	0.0000		0.0000	0.0000		0.0000	0.0000	0.0000	0.0000	0.0000
Mobile	11.7604	64.1385	249.7818	1.1777	145.0223	0.7494	145.7716	38.7270	0.6973	39.4243		119,903.7674	119,903.7674	4.0196		120,004.2580
Total	**11.7818**	**64.1385**	**249.7819**	**1.1777**	**145.0223**	**0.7494**	**145.7716**	**38.7270**	**0.6973**	**39.4243**		**119,903.7676**	**119,903.7676**	**4.0196**	**0.0000**	**120,004.2582**

	ROG	NOx	CO	SO2	Fugitive PM10	Exhaust PM10	PM10 Total	Fugitive PM2.5	Exhaust PM2.5	PM2.5 Total	Bio- CO2	NBio-CO2	Total CO2	CH4	N20	CO2e
Percent Reduction	**0.00**	**0.00**	**0.00**	**0.00**	**0.00**	**0.00**	**0.00**	**0.00**	**0.00**	**0.00**	**0.00**	**0.00**	**0.00**	**0.00**	**0.00**	**0.00**

3.0 Construction Detail

Construction Phase

Phase Number	Phase Name	Phase Type	Start Date	End Date	Num Days Week	Num Days	Phase Description
1	Demolition	Demolition	4/6/2020	4/5/2020	5	0	
2	Site Preparation	Site Preparation	4/18/2020	4/17/2020	5	0	
3	Grading	Grading	4/21/2020	4/20/2020	5	0	
4	Building Construction	Building Construction	4/23/2020	4/22/2020	5	0	
5	Paving	Paving	9/10/2020	9/9/2020	5	0	
6	Architectural Coating	Architectural Coating	9/17/2020	9/16/2020	5	0	

Acres of Grading (Site Preparation Phase): 0

Acres of Grading (Grading Phase): 0

Acres of Paving: 0

Residential Indoor: 0; Residential Outdoor: 0; Non-Residential Indoor: 0; Non-Residential Outdoor: 0; Striped Parking Area: 0 (Architectural Coating – sqft)

OffRoad Equipment

CNU Mobile with TDM with EMFAC Adjustment - Sacramento County, Winter

Phase Name	Offroad Equipment Type	Amount	Usage Hours	Horse Power	Load Factor
Demolition	Concrete/Industrial Saws	0	8.00	81	0.73
Demolition	Rubber Tired Dozers	0	1.00	247	0.40
Demolition	Tractors/Loaders/Backhoes	0	6.00	97	0.37
Site Preparation	Graders	0	8.00	187	0.41
Site Preparation	Tractors/Loaders/Backhoes	0	8.00	97	0.37
Grading	Concrete/Industrial Saws	0	8.00	81	0.73
Grading	Rubber Tired Dozers	0	1.00	247	0.40
Grading	Tractors/Loaders/Backhoes	0	6.00	97	0.37
Building Construction	Cranes	0	4.00	231	0.29
Building Construction	Forklifts	0	6.00	89	0.20
Building Construction	Tractors/Loaders/Backhoes	0	8.00	97	0.37
Paving	Cement and Mortar Mixers	0	6.00	9	0.56
Paving	Pavers	0	7.00	130	0.42
Paving	Rollers	0	7.00	80	0.38
Paving	Tractors/Loaders/Backhoes	0	7.00	97	0.37
Architectural Coating	Air Compressors	0	6.00	78	0.48

Trips and VMT

Phase Name	Offroad Equipment Count	Worker Trip Number	Vendor Trip Number	Hauling Trip Number	Worker Trip Length	Vendor Trip Length	Hauling Trip Length	Worker Vehicle Class	Vendor Vehicle Class	Hauling Vehicle Class
Demolition	0	0.00	0.00	0.00	10.00	6.50	20.00	LD_Mix	HDT_Mix	HHDT
Site Preparation	0	0.00	0.00	0.00	10.00	6.50	20.00	LD_Mix	HDT_Mix	HHDT
Grading	0	0.00	0.00	0.00	10.00	6.50	20.00	LD_Mix	HDT_Mix	HHDT
Building Construction	0	0.00	0.00	0.00	10.00	6.50	20.00	LD_Mix	HDT_Mix	HHDT
Paving	0	0.00	0.00	0.00	10.00	6.50	20.00	LD_Mix	HDT_Mix	HHDT
Architectural Coating	0	0.00	0.00	0.00	10.00	6.50	20.00	LD_Mix	HDT_Mix	HHDT

3.1 Mitigation Measures Construction

3.2 Demolition - 2020

Unmitigated Construction On-Site

	ROG	NOx	CO	SO2	Fugitive PM10	Exhaust PM10	PM10 Total	Fugitive PM2.5	Exhaust PM2.5	PM2.5 Total	Bio- CO2	NBio- CO2	Total CO2	CH4	N2O	CO2e
Category	lb/day										lb/day					
Off-Road	0.0000	0.0000	0.0000	0.0000	0.0000	0.0000	0.0000	0.0000	0.0000	0.0000	0.0000	0.0000	0.0000	0.0000	0.0000	0.0000
Total	**0.0000**	**0.0000**	**0.0000**	**0.0000**	**0.0000**	**0.0000**	**0.0000**	**0.0000**	**0.0000**	**0.0000**	**0.0000**	**0.0000**	**0.0000**	**0.0000**	**0.0000**	**0.0000**

3.2 Demolition - 2020

Unmitigated Construction Off-Site

	ROG	NOx	CO	SO2	Fugitive PM10	Exhaust PM10	PM10 Total	Fugitive PM2.5	Exhaust PM2.5	PM2.5 Total	Bio- CO2	NBio- CO2	Total CO2	CH4	N2O	CO2e
Category	lb/day										lb/day					
Hauling	0.0000	0.0000	0.0000	0.0000	0.0000	0.0000	0.0000	0.0000	0.0000	0.0000	0.0000	0.0000	0.0000	0.0000	0.0000	0.0000
Vendor	0.0000	0.0000	0.0000	0.0000	0.0000	0.0000	0.0000	0.0000	0.0000	0.0000	0.0000	0.0000	0.0000	0.0000	0.0000	0.0000
Worker	0.0000	0.0000	0.0000	0.0000	0.0000	0.0000	0.0000	0.0000	0.0000	0.0000	0.0000	0.0000	0.0000	0.0000	0.0000	0.0000
Total	**0.0000**	**0.0000**	**0.0000**	**0.0000**	**0.0000**	**0.0000**	**0.0000**	**0.0000**	**0.0000**	**0.0000**	**0.0000**	**0.0000**	**0.0000**	**0.0000**	**0.0000**	**0.0000**

Mitigated Construction On-Site

	ROG	NOx	CO	SO2	Fugitive PM10	Exhaust PM10	PM10 Total	Fugitive PM2.5	Exhaust PM2.5	PM2.5 Total	Bio- CO2	NBio- CO2	Total CO2	CH4	N2O	CO2e
Category	lb/day										lb/day					
Off-Road	0.0000	0.0000	0.0000	0.0000	0.0000	0.0000	0.0000	0.0000	0.0000	0.0000	0.0000	0.0000	0.0000	0.0000	0.0000	0.0000
Total	**0.0000**	**0.0000**	**0.0000**	**0.0000**	**0.0000**	**0.0000**	**0.0000**	**0.0000**	**0.0000**	**0.0000**	**0.0000**	**0.0000**	**0.0000**	**0.0000**	**0.0000**	**0.0000**

3.2 Demolition - 2020

Mitigated Construction Off-Site

	ROG	NOx	CO	SO2	Fugitive PM10	Exhaust PM10	PM10 Total	Fugitive PM2.5	Exhaust PM2.5	PM2.5 Total	Bio- CO2	NBio- CO2	Total CO2	CH4	N2O	CO2e
Category	lb/day										lb/day					
Hauling	0.0000	0.0000	0.0000	0.0000	0.0000	0.0000	0.0000	0.0000	0.0000	0.0000	0.0000	0.0000	0.0000	0.0000	0.0000	0.0000
Vendor	0.0000	0.0000	0.0000	0.0000	0.0000	0.0000	0.0000	0.0000	0.0000	0.0000	0.0000	0.0000	0.0000	0.0000	0.0000	0.0000
Worker	0.0000	0.0000	0.0000	0.0000	0.0000	0.0000	0.0000	0.0000	0.0000	0.0000	0.0000	0.0000	0.0000	0.0000	0.0000	0.0000
Total	**0.0000**	**0.0000**	**0.0000**	**0.0000**	**0.0000**	**0.0000**	**0.0000**	**0.0000**	**0.0000**	**0.0000**	**0.0000**	**0.0000**	**0.0000**	**0.0000**	**0.0000**	**0.0000**

3.3 Site Preparation - 2020

Unmitigated Construction On-Site

	ROG	NOx	CO	SO2	Fugitive PM10	Exhaust PM10	PM10 Total	Fugitive PM2.5	Exhaust PM2.5	PM2.5 Total	Bio- CO2	NBio- CO2	Total CO2	CH4	N2O	CO2e
Category	lb/day										lb/day					
Fugitive Dust	0.0000	0.0000	0.0000	0.0000	0.0000	0.0000	0.0000	0.0000	0.0000	0.0000	0.0000	0.0000	0.0000	0.0000	0.0000	0.0000
Off-Road	0.0000	0.0000	0.0000	0.0000	0.0000	0.0000	0.0000	0.0000	0.0000	0.0000	0.0000	0.0000	0.0000	0.0000	0.0000	0.0000
Total	**0.0000**	**0.0000**	**0.0000**	**0.0000**	**0.0000**	**0.0000**	**0.0000**	**0.0000**	**0.0000**	**0.0000**	**0.0000**	**0.0000**	**0.0000**	**0.0000**	**0.0000**	**0.0000**

3.3 Site Preparation - 2020

Unmitigated Construction Off-Site

	ROG	NOx	CO	SO2	Fugitive PM10	Exhaust PM10	PM10 Total	Fugitive PM2.5	Exhaust PM2.5	PM2.5 Total	Bio- CO2	NBio- CO2	Total CO2	CH4	N2O	CO2e
Category	lb/day										lb/day					
Hauling	0.0000	0.0000	0.0000	0.0000	0.0000	0.0000	0.0000	0.0000	0.0000	0.0000	0.0000	0.0000	0.0000	0.0000	0.0000	0.0000
Vendor	0.0000	0.0000	0.0000	0.0000	0.0000	0.0000	0.0000	0.0000	0.0000	0.0000	0.0000	0.0000	0.0000	0.0000	0.0000	0.0000
Worker	0.0000	0.0000	0.0000	0.0000	0.0000	0.0000	0.0000	0.0000	0.0000	0.0000	0.0000	0.0000	0.0000	0.0000	0.0000	0.0000
Total	**0.0000**	**0.0000**	**0.0000**	**0.0000**	**0.0000**	**0.0000**	**0.0000**	**0.0000**	**0.0000**	**0.0000**	**0.0000**	**0.0000**	**0.0000**	**0.0000**	**0.0000**	**0.0000**

Mitigated Construction On-Site

	ROG	NOx	CO	SO2	Fugitive PM10	Exhaust PM10	PM10 Total	Fugitive PM2.5	Exhaust PM2.5	PM2.5 Total	Bio- CO2	NBio- CO2	Total CO2	CH4	N2O	CO2e
Category	lb/day										lb/day					
Fugitive Dust	0.0000	0.0000	0.0000	0.0000	0.0000	0.0000	0.0000	0.0000	0.0000	0.0000	0.0000	0.0000	0.0000	0.0000	0.0000	0.0000
Off-Road	0.0000	0.0000	0.0000	0.0000	0.0000	0.0000	0.0000	0.0000	0.0000	0.0000	0.0000	0.0000	0.0000	0.0000	0.0000	0.0000
Total	**0.0000**	**0.0000**	**0.0000**	**0.0000**	**0.0000**	**0.0000**	**0.0000**	**0.0000**	**0.0000**	**0.0000**	**0.0000**	**0.0000**	**0.0000**	**0.0000**	**0.0000**	**0.0000**

3.3 Site Preparation - 2020

Mitigated Construction Off-Site

	ROG	NOx	CO	SO2	Fugitive PM10	Exhaust PM10	PM10 Total	Fugitive PM2.5	Exhaust PM2.5	PM2.5 Total	Bio- CO2	NBio- CO2	Total CO2	CH4	N2O	CO2e
Category	lb/day										lb/day					
Hauling	0.0000	0.0000	0.0000	0.0000	0.0000	0.0000	0.0000	0.0000	0.0000	0.0000	0.0000	0.0000	0.0000	0.0000	0.0000	0.0000
Vendor	0.0000	0.0000	0.0000	0.0000	0.0000	0.0000	0.0000	0.0000	0.0000	0.0000	0.0000	0.0000	0.0000	0.0000	0.0000	0.0000
Worker	0.0000	0.0000	0.0000	0.0000	0.0000	0.0000	0.0000	0.0000	0.0000	0.0000	0.0000	0.0000	0.0000	0.0000	0.0000	0.0000
Total	**0.0000**	**0.0000**	**0.0000**	**0.0000**	**0.0000**	**0.0000**	**0.0000**	**0.0000**	**0.0000**	**0.0000**	**0.0000**	**0.0000**	**0.0000**	**0.0000**	**0.0000**	**0.0000**

3.4 Grading - 2020

Unmitigated Construction On-Site

	ROG	NOx	CO	SO2	Fugitive PM10	Exhaust PM10	PM10 Total	Fugitive PM2.5	Exhaust PM2.5	PM2.5 Total	Bio- CO2	NBio- CO2	Total CO2	CH4	N2O	CO2e
Category	lb/day										lb/day					
Fugitive Dust	0.0000	0.0000	0.0000	0.0000	0.0000	0.0000	0.0000	0.0000	0.0000	0.0000	0.0000	0.0000	0.0000	0.0000	0.0000	0.0000
Off-Road	0.0000	0.0000	0.0000	0.0000	0.0000	0.0000	0.0000	0.0000	0.0000	0.0000	0.0000	0.0000	0.0000	0.0000	0.0000	0.0000
Total	**0.0000**	**0.0000**	**0.0000**	**0.0000**	**0.0000**	**0.0000**	**0.0000**	**0.0000**	**0.0000**	**0.0000**	**0.0000**	**0.0000**	**0.0000**	**0.0000**	**0.0000**	**0.0000**

3.4 Grading - 2020

Unmitigated Construction Off-Site

	ROG	NOx	CO	SO2	Fugitive PM10	Exhaust PM10	PM10 Total	Fugitive PM2.5	Exhaust PM2.5	PM2.5 Total	Bio- CO2	NBio- CO2	Total CO2	CH4	N2O	CO2e
Category	lb/day										lb/day					
Hauling	0.0000	0.0000	0.0000	0.0000	0.0000	0.0000	0.0000	0.0000	0.0000	0.0000	0.0000	0.0000	0.0000	0.0000	0.0000	0.0000
Vendor	0.0000	0.0000	0.0000	0.0000	0.0000	0.0000	0.0000	0.0000	0.0000	0.0000	0.0000	0.0000	0.0000	0.0000	0.0000	0.0000
Worker	0.0000	0.0000	0.0000	0.0000	0.0000	0.0000	0.0000	0.0000	0.0000	0.0000	0.0000	0.0000	0.0000	0.0000	0.0000	0.0000
Total	**0.0000**	**0.0000**	**0.0000**	**0.0000**	**0.0000**	**0.0000**	**0.0000**	**0.0000**	**0.0000**	**0.0000**	**0.0000**	**0.0000**	**0.0000**	**0.0000**	**0.0000**	**0.0000**

Mitigated Construction On-Site

	ROG	NOx	CO	SO2	Fugitive PM10	Exhaust PM10	PM10 Total	Fugitive PM2.5	Exhaust PM2.5	PM2.5 Total	Bio- CO2	NBio- CO2	Total CO2	CH4	N2O	CO2e
Category	lb/day										lb/day					
Fugitive Dust	0.0000	0.0000	0.0000	0.0000	0.0000	0.0000	0.0000	0.0000	0.0000	0.0000	0.0000	0.0000	0.0000	0.0000	0.0000	0.0000
Off-Road	0.0000	0.0000	0.0000	0.0000	0.0000	0.0000	0.0000	0.0000	0.0000	0.0000	0.0000	0.0000	0.0000	0.0000	0.0000	0.0000
Total	**0.0000**	**0.0000**	**0.0000**	**0.0000**	**0.0000**	**0.0000**	**0.0000**	**0.0000**	**0.0000**	**0.0000**	**0.0000**	**0.0000**	**0.0000**	**0.0000**	**0.0000**	**0.0000**

3.4 Grading - 2020

Mitigated Construction Off-Site

	ROG	NOx	CO	SO2	Fugitive PM10	Exhaust PM10	PM10 Total	Fugitive PM2.5	Exhaust PM2.5	PM2.5 Total	Bio- CO2	NBio- CO2	Total CO2	CH4	N2O	CO2e
Category	lb/day										lb/day					
Hauling	0.0000	0.0000	0.0000	0.0000	0.0000	0.0000	0.0000	0.0000	0.0000	0.0000	0.0000	0.0000	0.0000	0.0000	0.0000	0.0000
Vendor	0.0000	0.0000	0.0000	0.0000	0.0000	0.0000	0.0000	0.0000	0.0000	0.0000	0.0000	0.0000	0.0000	0.0000	0.0000	0.0000
Worker	0.0000	0.0000	0.0000	0.0000	0.0000	0.0000	0.0000	0.0000	0.0000	0.0000	0.0000	0.0000	0.0000	0.0000	0.0000	0.0000
Total	**0.0000**	**0.0000**	**0.0000**	**0.0000**	**0.0000**	**0.0000**	**0.0000**	**0.0000**	**0.0000**	**0.0000**	**0.0000**	**0.0000**	**0.0000**	**0.0000**	**0.0000**	**0.0000**

3.5 Building Construction - 2020

Unmitigated Construction On-Site

	ROG	NOx	CO	SO2	Fugitive PM10	Exhaust PM10	PM10 Total	Fugitive PM2.5	Exhaust PM2.5	PM2.5 Total	Bio- CO2	NBio- CO2	Total CO2	CH4	N2O	CO2e
Category	lb/day										lb/day					
Off-Road	0.0000	0.0000	0.0000	0.0000	0.0000	0.0000	0.0000	0.0000	0.0000	0.0000	0.0000	0.0000	0.0000	0.0000	0.0000	0.0000
Total	**0.0000**	**0.0000**	**0.0000**	**0.0000**	**0.0000**	**0.0000**	**0.0000**	**0.0000**	**0.0000**	**0.0000**	**0.0000**	**0.0000**	**0.0000**	**0.0000**	**0.0000**	**0.0000**

3.5 Building Construction - 2020

Unmitigated Construction Off-Site

	ROG	NOx	CO	SO2	Fugitive PM10	Exhaust PM10	PM10 Total	Fugitive PM2.5	Exhaust PM2.5	PM2.5 Total	Bio- CO2	NBio- CO2	Total CO2	CH4	N2O	CO2e
Category	lb/day										lb/day					
Hauling	0.0000	0.0000	0.0000	0.0000	0.0000	0.0000	0.0000	0.0000	0.0000	0.0000	0.0000	0.0000	0.0000	0.0000	0.0000	0.0000
Vendor	0.0000	0.0000	0.0000	0.0000	0.0000	0.0000	0.0000	0.0000	0.0000	0.0000	0.0000	0.0000	0.0000	0.0000	0.0000	0.0000
Worker	0.0000	0.0000	0.0000	0.0000	0.0000	0.0000	0.0000	0.0000	0.0000	0.0000	0.0000	0.0000	0.0000	0.0000	0.0000	0.0000
Total	**0.0000**	**0.0000**	**0.0000**	**0.0000**	**0.0000**	**0.0000**	**0.0000**	**0.0000**	**0.0000**	**0.0000**	**0.0000**	**0.0000**	**0.0000**	**0.0000**	**0.0000**	**0.0000**

Mitigated Construction On-Site

	ROG	NOx	CO	SO2	Fugitive PM10	Exhaust PM10	PM10 Total	Fugitive PM2.5	Exhaust PM2.5	PM2.5 Total	Bio- CO2	NBio- CO2	Total CO2	CH4	N2O	CO2e
Category	lb/day										lb/day					
Off-Road	0.0000	0.0000	0.0000	0.0000	0.0000	0.0000	0.0000	0.0000	0.0000	0.0000	0.0000	0.0000	0.0000	0.0000	0.0000	0.0000
Total	**0.0000**	**0.0000**	**0.0000**	**0.0000**	**0.0000**	**0.0000**	**0.0000**	**0.0000**	**0.0000**	**0.0000**	**0.0000**	**0.0000**	**0.0000**	**0.0000**	**0.0000**	**0.0000**

3.5 Building Construction - 2020

Mitigated Construction Off-Site

	ROG	NOx	CO	SO2	Fugitive PM10	Exhaust PM10	PM10 Total	Fugitive PM2.5	Exhaust PM2.5	PM2.5 Total	Bio- CO2	NBio- CO2	Total CO2	CH4	N2O	CO2e
Category	lb/day										lb/day					
Hauling	0.0000	0.0000	0.0000	0.0000	0.0000	0.0000	0.0000	0.0000	0.0000	0.0000	0.0000	0.0000	0.0000	0.0000	0.0000	0.0000
Vendor	0.0000	0.0000	0.0000	0.0000	0.0000	0.0000	0.0000	0.0000	0.0000	0.0000	0.0000	0.0000	0.0000	0.0000	0.0000	0.0000
Worker	0.0000	0.0000	0.0000	0.0000	0.0000	0.0000	0.0000	0.0000	0.0000	0.0000	0.0000	0.0000	0.0000	0.0000	0.0000	0.0000
Total	**0.0000**	**0.0000**	**0.0000**	**0.0000**	**0.0000**	**0.0000**	**0.0000**	**0.0000**	**0.0000**	**0.0000**	**0.0000**	**0.0000**	**0.0000**	**0.0000**	**0.0000**	**0.0000**

3.6 Paving - 2020

Unmitigated Construction On-Site

	ROG	NOx	CO	SO2	Fugitive PM10	Exhaust PM10	PM10 Total	Fugitive PM2.5	Exhaust PM2.5	PM2.5 Total	Bio- CO2	NBio- CO2	Total CO2	CH4	N2O	CO2e
Category	lb/day										lb/day					
Off-Road	0.0000	0.0000	0.0000	0.0000	0.0000	0.0000	0.0000	0.0000	0.0000	0.0000	0.0000	0.0000	0.0000	0.0000	0.0000	0.0000
Paving	0.0000	0.0000	0.0000	0.0000	0.0000	0.0000	0.0000	0.0000	0.0000	0.0000	0.0000	0.0000	0.0000	0.0000	0.0000	0.0000
Total	**0.0000**	**0.0000**	**0.0000**	**0.0000**	**0.0000**	**0.0000**	**0.0000**	**0.0000**	**0.0000**	**0.0000**	**0.0000**	**0.0000**	**0.0000**	**0.0000**	**0.0000**	**0.0000**

3.6 Paving - 2020

Unmitigated Construction Off-Site

	ROG	NOx	CO	SO2	Fugitive PM10	Exhaust PM10	PM10 Total	Fugitive PM2.5	Exhaust PM2.5	PM2.5 Total	Bio- CO2	NBio- CO2	Total CO2	CH4	N2O	CO2e
Category	lb/day										lb/day					
Hauling	0.0000	0.0000	0.0000	0.0000	0.0000	0.0000	0.0000	0.0000	0.0000	0.0000	0.0000	0.0000	0.0000	0.0000	0.0000	0.0000
Vendor	0.0000	0.0000	0.0000	0.0000	0.0000	0.0000	0.0000	0.0000	0.0000	0.0000	0.0000	0.0000	0.0000	0.0000	0.0000	0.0000
Worker	0.0000	0.0000	0.0000	0.0000	0.0000	0.0000	0.0000	0.0000	0.0000	0.0000	0.0000	0.0000	0.0000	0.0000	0.0000	0.0000
Total	**0.0000**	**0.0000**	**0.0000**	**0.0000**	**0.0000**	**0.0000**	**0.0000**	**0.0000**	**0.0000**	**0.0000**	**0.0000**	**0.0000**	**0.0000**	**0.0000**	**0.0000**	**0.0000**

Mitigated Construction On-Site

	ROG	NOx	CO	SO2	Fugitive PM10	Exhaust PM10	PM10 Total	Fugitive PM2.5	Exhaust PM2.5	PM2.5 Total	Bio- CO2	NBio- CO2	Total CO2	CH4	N2O	CO2e
Category	lb/day										lb/day					
Off-Road	0.0000	0.0000	0.0000	0.0000	0.0000	0.0000	0.0000	0.0000	0.0000	0.0000	0.0000	0.0000	0.0000	0.0000	0.0000	0.0000
Paving	0.0000	0.0000	0.0000	0.0000	0.0000	0.0000	0.0000	0.0000	0.0000	0.0000	0.0000	0.0000	0.0000	0.0000	0.0000	0.0000
Total	**0.0000**	**0.0000**	**0.0000**	**0.0000**	**0.0000**	**0.0000**	**0.0000**	**0.0000**	**0.0000**	**0.0000**	**0.0000**	**0.0000**	**0.0000**	**0.0000**	**0.0000**	**0.0000**

3.6 Paving - 2020

Mitigated Construction Off-Site

	ROG	NOx	CO	SO2	Fugitive PM10	Exhaust PM10	PM10 Total	Fugitive PM2.5	Exhaust PM2.5	PM2.5 Total	Bio- CO2	NBio- CO2	Total CO2	CH4	N2O	CO2e
Category	lb/day										lb/day					
Hauling	0.0000	0.0000	0.0000	0.0000	0.0000	0.0000	0.0000	0.0000	0.0000	0.0000	0.0000	0.0000	0.0000	0.0000	0.0000	0.0000
Vendor	0.0000	0.0000	0.0000	0.0000	0.0000	0.0000	0.0000	0.0000	0.0000	0.0000	0.0000	0.0000	0.0000	0.0000	0.0000	0.0000
Worker	0.0000	0.0000	0.0000	0.0000	0.0000	0.0000	0.0000	0.0000	0.0000	0.0000	0.0000	0.0000	0.0000	0.0000	0.0000	0.0000
Total	**0.0000**	**0.0000**	**0.0000**	**0.0000**	**0.0000**	**0.0000**	**0.0000**	**0.0000**	**0.0000**	**0.0000**	**0.0000**	**0.0000**	**0.0000**	**0.0000**	**0.0000**	**0.0000**

3.7 Architectural Coating - 2020

Unmitigated Construction On-Site

	ROG	NOx	CO	SO2	Fugitive PM10	Exhaust PM10	PM10 Total	Fugitive PM2.5	Exhaust PM2.5	PM2.5 Total	Bio- CO2	NBio- CO2	Total CO2	CH4	N2O	CO2e
Category	lb/day										lb/day					
Archit. Coating	0.0000	0.0000	0.0000	0.0000	0.0000	0.0000	0.0000	0.0000	0.0000	0.0000	0.0000	0.0000	0.0000	0.0000	0.0000	0.0000
Off-Road	0.0000	0.0000	0.0000	0.0000	0.0000	0.0000	0.0000	0.0000	0.0000	0.0000	0.0000	0.0000	0.0000	0.0000	0.0000	0.0000
Total	**0.0000**	**0.0000**	**0.0000**	**0.0000**	**0.0000**	**0.0000**	**0.0000**	**0.0000**	**0.0000**	**0.0000**	**0.0000**	**0.0000**	**0.0000**	**0.0000**	**0.0000**	**0.0000**

3.7 Architectural Coating - 2020

Unmitigated Construction Off-Site

	ROG	NOx	CO	SO2	Fugitive PM10	Exhaust PM10	PM10 Total	Fugitive PM2.5	Exhaust PM2.5	PM2.5 Total	Bio- CO2	NBio- CO2	Total CO2	CH4	N2O	CO2e
Category	lb/day										lb/day					
Hauling	0.0000	0.0000	0.0000	0.0000	0.0000	0.0000	0.0000	0.0000	0.0000	0.0000	0.0000	0.0000	0.0000	0.0000	0.0000	0.0000
Vendor	0.0000	0.0000	0.0000	0.0000	0.0000	0.0000	0.0000	0.0000	0.0000	0.0000	0.0000	0.0000	0.0000	0.0000	0.0000	0.0000
Worker	0.0000	0.0000	0.0000	0.0000	0.0000	0.0000	0.0000	0.0000	0.0000	0.0000	0.0000	0.0000	0.0000	0.0000	0.0000	0.0000
Total	**0.0000**	**0.0000**	**0.0000**	**0.0000**	**0.0000**	**0.0000**	**0.0000**	**0.0000**	**0.0000**	**0.0000**	**0.0000**	**0.0000**	**0.0000**	**0.0000**	**0.0000**	**0.0000**

Mitigated Construction On-Site

	ROG	NOx	CO	SO2	Fugitive PM10	Exhaust PM10	PM10 Total	Fugitive PM2.5	Exhaust PM2.5	PM2.5 Total	Bio- CO2	NBio- CO2	Total CO2	CH4	N2O	CO2e
Category	lb/day										lb/day					
Archit. Coating	0.0000	0.0000	0.0000	0.0000	0.0000	0.0000	0.0000	0.0000	0.0000	0.0000	0.0000	0.0000	0.0000	0.0000	0.0000	0.0000
Off-Road	0.0000	0.0000	0.0000	0.0000	0.0000	0.0000	0.0000	0.0000	0.0000	0.0000	0.0000	0.0000	0.0000	0.0000	0.0000	0.0000
Total	**0.0000**	**0.0000**	**0.0000**	**0.0000**	**0.0000**	**0.0000**	**0.0000**	**0.0000**	**0.0000**	**0.0000**	**0.0000**	**0.0000**	**0.0000**	**0.0000**	**0.0000**	**0.0000**

3.7 Architectural Coating - 2020

Mitigated Construction Off-Site

	ROG	NOx	CO	SO2	Fugitive PM10	Exhaust PM10	PM10 Total	Fugitive PM2.5	Exhaust PM2.5	PM2.5 Total	Bio- CO2	NBio- CO2	Total CO2	CH4	N2O	CO2e
Category	lb/day										lb/day					
Hauling	0.0000	0.0000	0.0000	0.0000	0.0000	0.0000	0.0000	0.0000	0.0000	0.0000	0.0000	0.0000	0.0000	0.0000	0.0000	0.0000
Vendor	0.0000	0.0000	0.0000	0.0000	0.0000	0.0000	0.0000	0.0000	0.0000	0.0000	0.0000	0.0000	0.0000	0.0000	0.0000	0.0000
Worker	0.0000	0.0000	0.0000	0.0000	0.0000	0.0000	0.0000	0.0000	0.0000	0.0000	0.0000	0.0000	0.0000	0.0000	0.0000	0.0000
Total	**0.0000**	**0.0000**	**0.0000**	**0.0000**	**0.0000**	**0.0000**	**0.0000**	**0.0000**	**0.0000**	**0.0000**	**0.0000**	**0.0000**	**0.0000**	**0.0000**	**0.0000**	**0.0000**

4.0 Operational Detail - Mobile

4.1 Mitigation Measures Mobile

	ROG	NOx	CO	SO2	Fugitive PM10	Exhaust PM10	PM10 Total	Fugitive PM2.5	Exhaust PM2.5	PM2.5 Total	Bio- CO2	NBio- CO2	Total CO2	CH4	N2O	CO2e
Category	lb/day										lb/day					
Mitigated	11.7604	64.1385	249.7818	1.1777	145.0223	0.7494	145.7716	38.7270	0.6973	39.4243		119,903.7674	119,903.7674	4.0196		120,004.2580
Unmitigated	11.7604	64.1385	249.7818	1.1777	145.0223	0.7494	145.7716	38.7270	0.6973	39.4243		119,903.7674	119,903.7674	4.0196		120,004.2580

4.2 Trip Summary Information

	Average Daily Trip Rate			Unmitigated	Mitigated
Land Use	Weekday	Saturday	Sunday	Annual VMT	Annual VMT
Hospital	2,954.84	0.00	0.00	48,917,226	48,917,226
Total	2,954.84	0.00	0.00	48,917,226	48,917,226

4.3 Trip Type Information

	Miles			Trip %			Trip Purpose %		
Land Use	H-W or C-W	H-S or C-C	H-O or C-NW	H-W or C-W	H-S or C-C	H-O or C-NW	Primary	Diverted	Pass-by
Hospital	100.00	40.45	47.00	64.90	16.10	19.00	73	25	2

4.4 Fleet Mix

Land Use	LDA	LDT1	LDT2	MDV	LHD1	LHD2	MHD	HHD	OBUS	UBUS	MCY	SBUS	MH
Hospital	0.576778	0.034729	0.211659	0.106131	0.012287	0.004450	0.018380	0.025480	0.001877	0.001519	0.005480	0.000610	0.000618

5.0 Energy Detail

Historical Energy Use: N

5.1 Mitigation Measures Energy

	ROG	NOx	CO	SO2	Fugitive PM10	Exhaust PM10	PM10 Total	Fugitive PM2.5	Exhaust PM2.5	PM2.5 Total	Bio- CO2	NBio- CO2	Total CO2	CH4	N2O	CO2e
Category	lb/day										lb/day					
NaturalGas Mitigated	0.0000	0.0000	0.0000	0.0000		0.0000	0.0000		0.0000	0.0000		0.0000	0.0000	0.0000	0.0000	0.0000
NaturalGas Unmitigated	0.0000	0.0000	0.0000	0.0000		0.0000	0.0000		0.0000	0.0000		0.0000	0.0000	0.0000	0.0000	0.0000

5.2 Energy by Land Use - NaturalGas

Unmitigated

	NaturalGas Use	ROG	NOx	CO	SO2	Fugitive PM10	Exhaust PM10	PM10 Total	Fugitive PM2.5	Exhaust PM2.5	PM2.5 Total	Bio- CO2	NBio- CO2	Total CO2	CH4	N2O	CO2e
Land Use	kBTU/yr	lb/day										lb/day					
Hospital	0	0.0000	0.0000	0.0000	0.0000		0.0000	0.0000		0.0000	0.0000		0.0000	0.0000	0.0000	0.0000	0.0000
Total		**0.0000**	**0.0000**	**0.0000**	**0.0000**		**0.0000**	**0.0000**		**0.0000**	**0.0000**		**0.0000**	**0.0000**	**0.0000**	**0.0000**	**0.0000**

5.2 Energy by Land Use - NaturalGas

Mitigated

	NaturalGas Use	ROG	NOx	CO	SO2	Fugitive PM10	Exhaust PM10	PM10 Total	Fugitive PM2.5	Exhaust PM2.5	PM2.5 Total	Bio- CO2	NBio- CO2	Total CO2	CH4	N2O	CO2e
Land Use	kBTU/yr	lb/day										lb/day					
Hospital	0	0.0000	0.0000	0.0000	0.0000		0.0000	0.0000		0.0000	0.0000		0.0000	0.0000	0.0000	0.0000	0.0000
Total		**0.0000**	**0.0000**	**0.0000**	**0.0000**		**0.0000**	**0.0000**		**0.0000**	**0.0000**		**0.0000**	**0.0000**	**0.0000**	**0.0000**	**0.0000**

6.0 Area Detail

6.1 Mitigation Measures Area

	ROG	NOx	CO	SO2	Fugitive PM10	Exhaust PM10	PM10 Total	Fugitive PM2.5	Exhaust PM2.5	PM2.5 Total	Bio- CO2	NBio- CO2	Total CO2	CH4	N2O	CO2e
Category	lb/day										lb/day					
Mitigated	0.0214	0.0000	1.0000e-004	0.0000		0.0000	0.0000		0.0000	0.0000		2.2000e-004	2.2000e-004	0.0000		2.3000e-004
Unmitigated	0.0214	0.0000	1.0000e-004	0.0000		0.0000	0.0000		0.0000	0.0000		2.2000e-004	2.2000e-004	0.0000		2.3000e-004

6.2 Area by SubCategory

Unmitigated

	ROG	NOx	CO	SO2	Fugitive PM10	Exhaust PM10	PM10 Total	Fugitive PM2.5	Exhaust PM2.5	PM2.5 Total	Bio- CO2	NBio- CO2	Total CO2	CH4	N2O	CO2e
SubCategory	lb/day										lb/day					
Architectural Coating	0.0000					0.0000	0.0000		0.0000	0.0000			0.0000			0.0000
Consumer Products	0.0214					0.0000	0.0000		0.0000	0.0000			0.0000			0.0000
Landscaping	1.0000e-005	0.0000	1.0000e-004	0.0000		0.0000	0.0000		0.0000	0.0000		2.2000e-004	2.2000e-004	0.0000		2.3000e-004
Total	**0.0214**	**0.0000**	**1.0000e-004**	**0.0000**		**0.0000**	**0.0000**		**0.0000**	**0.0000**		**2.2000e-004**	**2.2000e-004**	**0.0000**		**2.3000e-004**

Mitigated

	ROG	NOx	CO	SO2	Fugitive PM10	Exhaust PM10	PM10 Total	Fugitive PM2.5	Exhaust PM2.5	PM2.5 Total	Bio- CO2	NBio- CO2	Total CO2	CH4	N2O	CO2e
SubCategory	lb/day										lb/day					
Architectural Coating	0.0000					0.0000	0.0000		0.0000	0.0000			0.0000			0.0000
Consumer Products	0.0214					0.0000	0.0000		0.0000	0.0000			0.0000			0.0000
Landscaping	1.0000e-005	0.0000	1.0000e-004	0.0000		0.0000	0.0000		0.0000	0.0000		2.2000e-004	2.2000e-004	0.0000		2.3000e-004
Total	**0.0214**	**0.0000**	**1.0000e-004**	**0.0000**		**0.0000**	**0.0000**		**0.0000**	**0.0000**		**2.2000e-004**	**2.2000e-004**	**0.0000**		**2.3000e-004**

7.0 Water Detail

7.1 Mitigation Measures Water

8.0 Waste Detail

8.1 Mitigation Measures Waste

9.0 Operational Offroad

Equipment Type	Number	Hours/Day	Days/Year	Horse Power	Load Factor	Fuel Type

10.0 Stationary Equipment

Fire Pumps and Emergency Generators

Equipment Type	Number	Hours/Day	Hours/Year	Horse Power	Load Factor	Fuel Type

Boilers

Equipment Type	Number	Heat Input/Day	Heat Input/Year	Boiler Rating	Fuel Type

User Defined Equipment

Equipment Type	Number

11.0 Vegetation

CNU Mobile with TDM with EMFAC Adjustment

Sacramento County, Annual

1.0 Project Characteristics

1.1 Land Usage

Land Uses	Size	Metric	Lot Acreage	Floor Surface Area	Population
Hospital	1.00	1000sqft	0.02	1,000.00	0

1.2 Other Project Characteristics

Urbanization	Urban	**Wind Speed (m/s)**	3.5	**Precipitation Freq (Days)**	58
Climate Zone	6			**Operational Year**	2030
Utility Company	Sacramento Municipal Utility District				
CO2 Intensity (lb/MWhr)	590.31	**CH4 Intensity (lb/MWhr)**	0.029	**N2O Intensity (lb/MWhr)**	0.006

1.3 User Entered Comments & Non-Default Data

Project Characteristics -

Land Use -

Construction Phase - Mobile sector only

Off-road Equipment - Mobile sector only

Off-road Equipment - Mobile sector only

Off-road Equipment - Mobile sector only

Off-road Equipment - Mobile sector only

Off-road Equipment - Mobile sector only

Off-road Equipment - Mobile sector only

Grading -

Architectural Coating - Mobile sector only

Vehicle Trips - Trip rates and lengths adjusted to match traffic study VMT and trip generation estimates

Consumer Products - Mobile sector only

Area Coating - Mobile sector only

Landscape Equipment - Mobile sector only

Energy Use - Mobile sector only

Water And Wastewater - Mobile sector only

Solid Waste - Mobile sector only

Table Name	Column Name	Default Value	New Value
tblArchitecturalCoating	ConstArea_Nonresidential_Exterior	500.00	0.00
tblArchitecturalCoating	ConstArea_Nonresidential_Interior	1,500.00	0.00
tblAreaCoating	Area_Nonresidential_Exterior	500	0
tblAreaCoating	Area_Nonresidential_Interior	1500	0
tblConstructionPhase	NumDays	5.00	0.00
tblConstructionPhase	NumDays	100.00	0.00
tblConstructionPhase	NumDays	10.00	0.00

tblConstructionPhase	NumDays	2.00	0.00
tblConstructionPhase	NumDays	5.00	0.00
tblConstructionPhase	NumDays	1.00	0.00
tblEnergyUse	LightingElect	4.98	0.00
tblEnergyUse	NT24E	6.17	0.00
tblEnergyUse	NT24NG	9.61	0.00
tblEnergyUse	T24E	9.18	0.00
tblEnergyUse	T24NG	57.91	0.00
tblOffRoadEquipment	OffRoadEquipmentUnitAmount	1.00	0.00
tblOffRoadEquipment	OffRoadEquipmentUnitAmount	4.00	0.00
tblOffRoadEquipment	OffRoadEquipmentUnitAmount	1.00	0.00
tblOffRoadEquipment	OffRoadEquipmentUnitAmount	1.00	0.00
tblOffRoadEquipment	OffRoadEquipmentUnitAmount	1.00	0.00
tblOffRoadEquipment	OffRoadEquipmentUnitAmount	2.00	0.00
tblOffRoadEquipment	OffRoadEquipmentUnitAmount	1.00	0.00
tblOffRoadEquipment	OffRoadEquipmentUnitAmount	1.00	0.00
tblOffRoadEquipment	OffRoadEquipmentUnitAmount	1.00	0.00
tblOffRoadEquipment	OffRoadEquipmentUnitAmount	1.00	0.00
tblOffRoadEquipment	OffRoadEquipmentUnitAmount	1.00	0.00
tblOffRoadEquipment	OffRoadEquipmentUnitAmount	2.00	0.00
tblOffRoadEquipment	OffRoadEquipmentUnitAmount	2.00	0.00
tblOffRoadEquipment	OffRoadEquipmentUnitAmount	2.00	0.00
tblOffRoadEquipment	OffRoadEquipmentUnitAmount	1.00	0.00
tblOffRoadEquipment	OffRoadEquipmentUnitAmount	1.00	0.00
tblSolidWaste	SolidWasteGenerationRate	10.80	0.00
tblVehicleEF	LDA	0.38	0.39
tblVehicleEF	LDA	0.66	0.67

tblVehicleEF	LDA	0.03	0.03
tblVehicleEF	LDA	0.03	0.03
tblVehicleEF	LDA	1.2310e-003	1.2630e-003
tblVehicleEF	LDA	1.8680e-003	1.9166e-003
tblVehicleEF	LDA	1.1330e-003	1.1625e-003
tblVehicleEF	LDA	1.7180e-003	1.7627e-003
tblVehicleEF	LDA	5.3790e-003	5.3951e-003
tblVehicleEF	LDA	0.03	0.03
tblVehicleEF	LDA	0.03	0.03
tblVehicleEF	LDA	7.8250e-003	7.8485e-003
tblVehicleEF	LDA	0.03	0.03
tblVehicleEF	LDA	0.03	0.03
tblVehicleEF	LDA	0.49	0.49
tblVehicleEF	LDA	0.54	0.55
tblVehicleEF	LDA	0.02	0.02
tblVehicleEF	LDA	0.03	0.03
tblVehicleEF	LDA	1.2310e-003	1.2630e-003
tblVehicleEF	LDA	1.8680e-003	1.9166e-003
tblVehicleEF	LDA	1.1330e-003	1.1625e-003
tblVehicleEF	LDA	1.7180e-003	1.7627e-003
tblVehicleEF	LDA	6.2730e-003	6.2918e-003
tblVehicleEF	LDA	0.03	0.03
tblVehicleEF	LDA	0.03	0.03
tblVehicleEF	LDA	9.1290e-003	9.1564e-003
tblVehicleEF	LDA	0.03	0.03
tblVehicleEF	LDA	0.03	0.03
tblVehicleEF	LDA	0.36	0.36

tblVehicleEF	LDA	0.82	0.83
tblVehicleEF	LDA	0.03	0.03
tblVehicleEF	LDA	0.03	0.04
tblVehicleEF	LDA	1.2310e-003	1.2630e-003
tblVehicleEF	LDA	1.8680e-003	1.9166e-003
tblVehicleEF	LDA	1.1330e-003	1.1625e-003
tblVehicleEF	LDA	1.7180e-003	1.7627e-003
tblVehicleEF	LDA	5.0820e-003	5.0972e-003
tblVehicleEF	LDA	0.04	0.04
tblVehicleEF	LDA	0.04	0.04
tblVehicleEF	LDA	7.3920e-003	7.4142e-003
tblVehicleEF	LDA	0.04	0.04
tblVehicleEF	LDA	0.04	0.04
tblVehicleEF	LDT1	0.65	0.66
tblVehicleEF	LDT1	1.46	1.49
tblVehicleEF	LDT1	0.06	0.06
tblVehicleEF	LDT1	0.08	0.08
tblVehicleEF	LDT1	1.6240e-003	1.6662e-003
tblVehicleEF	LDT1	2.3930e-003	2.4552e-003
tblVehicleEF	LDT1	1.4950e-003	1.5339e-003
tblVehicleEF	LDT1	2.2000e-003	2.2572e-003
tblVehicleEF	LDT1	0.01	0.01
tblVehicleEF	LDT1	0.11	0.11
tblVehicleEF	LDT1	0.09	0.09
tblVehicleEF	LDT1	0.02	0.02
tblVehicleEF	LDT1	0.11	0.11
tblVehicleEF	LDT1	0.10	0.10

tblVehicleEF	LDT1	0.82	0.84
tblVehicleEF	LDT1	1.20	1.22
tblVehicleEF	LDT1	0.05	0.05
tblVehicleEF	LDT1	0.07	0.07
tblVehicleEF	LDT1	1.6240e-003	1.6662e-003
tblVehicleEF	LDT1	2.3930e-003	2.4552e-003
tblVehicleEF	LDT1	1.4950e-003	1.5339e-003
tblVehicleEF	LDT1	2.2000e-003	2.2572e-003
tblVehicleEF	LDT1	0.01	0.01
tblVehicleEF	LDT1	0.11	0.11
tblVehicleEF	LDT1	0.07	0.07
tblVehicleEF	LDT1	0.02	0.02
tblVehicleEF	LDT1	0.11	0.11
tblVehicleEF	LDT1	0.08	0.08
tblVehicleEF	LDT1	0.62	0.63
tblVehicleEF	LDT1	1.83	1.86
tblVehicleEF	LDT1	0.06	0.06
tblVehicleEF	LDT1	0.09	0.09
tblVehicleEF	LDT1	1.6240e-003	1.6662e-003
tblVehicleEF	LDT1	2.3930e-003	2.4552e-003
tblVehicleEF	LDT1	1.4950e-003	1.5339e-003
tblVehicleEF	LDT1	2.2000e-003	2.2572e-003
tblVehicleEF	LDT1	0.01	0.01
tblVehicleEF	LDT1	0.14	0.14
tblVehicleEF	LDT1	0.11	0.11
tblVehicleEF	LDT1	0.02	0.02
tblVehicleEF	LDT1	0.14	0.14

tblVehicleEF	LDT1	0.12	0.12
tblVehicleEF	LDT2	0.56	0.57
tblVehicleEF	LDT2	1.00	1.01
tblVehicleEF	LDT2	0.04	0.04
tblVehicleEF	LDT2	0.06	0.06
tblVehicleEF	LDT2	1.3880e-003	1.4241e-003
tblVehicleEF	LDT2	2.0850e-003	2.1392e-003
tblVehicleEF	LDT2	1.2770e-003	1.3102e-003
tblVehicleEF	LDT2	1.9170e-003	1.9668e-003
tblVehicleEF	LDT2	8.3500e-003	8.3751e-003
tblVehicleEF	LDT2	0.06	0.06
tblVehicleEF	LDT2	0.05	0.05
tblVehicleEF	LDT2	0.01	0.01
tblVehicleEF	LDT2	0.06	0.06
tblVehicleEF	LDT2	0.06	0.06
tblVehicleEF	LDT2	0.71	0.73
tblVehicleEF	LDT2	0.83	0.84
tblVehicleEF	LDT2	0.04	0.04
tblVehicleEF	LDT2	0.06	0.06
tblVehicleEF	LDT2	1.3880e-003	1.4241e-003
tblVehicleEF	LDT2	2.0850e-003	2.1392e-003
tblVehicleEF	LDT2	1.2770e-003	1.3102e-003
tblVehicleEF	LDT2	1.9170e-003	1.9668e-003
tblVehicleEF	LDT2	9.7260e-003	9.7552e-003
tblVehicleEF	LDT2	0.06	0.06
tblVehicleEF	LDT2	0.04	0.04
tblVehicleEF	LDT2	0.01	0.01

tblVehicleEF	LDT2	0.06	0.06
tblVehicleEF	LDT2	0.05	0.05
tblVehicleEF	LDT2	0.53	0.54
tblVehicleEF	LDT2	1.23	1.24
tblVehicleEF	LDT2	0.05	0.05
tblVehicleEF	LDT2	0.07	0.07
tblVehicleEF	LDT2	1.3880e-003	1.4241e-003
tblVehicleEF	LDT2	2.0850e-003	2.1392e-003
tblVehicleEF	LDT2	1.2770e-003	1.3102e-003
tblVehicleEF	LDT2	1.9170e-003	1.9668e-003
tblVehicleEF	LDT2	7.8910e-003	7.9147e-003
tblVehicleEF	LDT2	0.07	0.07
tblVehicleEF	LDT2	0.06	0.06
tblVehicleEF	LDT2	0.01	0.01
tblVehicleEF	LDT2	0.07	0.07
tblVehicleEF	LDT2	0.07	0.07
tblVehicleEF	MDV	0.75	0.76
tblVehicleEF	MDV	1.73	1.76
tblVehicleEF	MDV	0.07	0.07
tblVehicleEF	MDV	0.13	0.13
tblVehicleEF	MDV	1.4450e-003	1.4826e-003
tblVehicleEF	MDV	2.1530e-003	2.2090e-003
tblVehicleEF	MDV	1.3310e-003	1.3656e-003
tblVehicleEF	MDV	1.9800e-003	2.0315e-003
tblVehicleEF	MDV	0.01	0.01
tblVehicleEF	MDV	0.10	0.10
tblVehicleEF	MDV	0.12	0.12

tblVehicleEF	MDV	0.02	0.02
tblVehicleEF	MDV	0.10	0.10
tblVehicleEF	MDV	0.13	0.13
tblVehicleEF	MDV	0.95	0.97
tblVehicleEF	MDV	1.43	1.45
tblVehicleEF	MDV	0.07	0.07
tblVehicleEF	MDV	0.12	0.12
tblVehicleEF	MDV	1.4450e-003	1.4826e-003
tblVehicleEF	MDV	2.1530e-003	2.2090e-003
tblVehicleEF	MDV	1.3310e-003	1.3656e-003
tblVehicleEF	MDV	1.9800e-003	2.0315e-003
tblVehicleEF	MDV	0.02	0.02
tblVehicleEF	MDV	0.10	0.10
tblVehicleEF	MDV	0.10	0.10
tblVehicleEF	MDV	0.02	0.02
tblVehicleEF	MDV	0.10	0.10
tblVehicleEF	MDV	0.10	0.11
tblVehicleEF	MDV	0.71	0.72
tblVehicleEF	MDV	2.15	2.18
tblVehicleEF	MDV	0.08	0.08
tblVehicleEF	MDV	0.15	0.15
tblVehicleEF	MDV	1.4450e-003	1.4826e-003
tblVehicleEF	MDV	2.1530e-003	2.2090e-003
tblVehicleEF	MDV	1.3310e-003	1.3656e-003
tblVehicleEF	MDV	1.9800e-003	2.0315e-003
tblVehicleEF	MDV	0.01	0.01
tblVehicleEF	MDV	0.12	0.12

tblVehicleEF	MDV	0.14	0.14
tblVehicleEF	MDV	0.02	0.02
tblVehicleEF	MDV	0.12	0.12
tblVehicleEF	MDV	0.15	0.15
tblVehicleTrips	CC_TL	5.00	40.45
tblVehicleTrips	CNW_TL	6.50	47.00
tblVehicleTrips	CW_TL	10.00	100.00
tblVehicleTrips	ST_TR	10.18	0.00
tblVehicleTrips	SU_TR	8.91	0.00
tblVehicleTrips	WD_TR	13.22	2,954.84
tblWater	IndoorWaterUseRate	125,480.54	0.00
tblWater	OutdoorWaterUseRate	23,901.05	0.00

2.0 Emissions Summary

2.1 Overall Construction

Unmitigated Construction

	ROG	NOx	CO	SO2	Fugitive PM10	Exhaust PM10	PM10 Total	Fugitive PM2.5	Exhaust PM2.5	PM2.5 Total	Bio- CO2	NBio- CO2	Total CO2	CH4	N2O	CO2e
Year	tons/yr										MT/yr					
2020	0.0000	0.0000	0.0000	0.0000	0.0000	0.0000	0.0000	0.0000	0.0000	0.0000	0.0000	0.0000	0.0000	0.0000	0.0000	0.0000
Maximum	**0.0000**	**0.0000**	**0.0000**	**0.0000**	**0.0000**	**0.0000**	**0.0000**	**0.0000**	**0.0000**	**0.0000**	**0.0000**	**0.0000**	**0.0000**	**0.0000**	**0.0000**	**0.0000**

Mitigated Construction

	ROG	NOx	CO	SO2	Fugitive PM10	Exhaust PM10	PM10 Total	Fugitive PM2.5	Exhaust PM2.5	PM2.5 Total	Bio- CO2	NBio- CO2	Total CO2	CH4	N2O	CO2e
Year	tons/yr										MT/yr					
2020	0.0000	0.0000	0.0000	0.0000	0.0000	0.0000	0.0000	0.0000	0.0000	0.0000	0.0000	0.0000	0.0000	0.0000	0.0000	0.0000
Maximum	**0.0000**	**0.0000**	**0.0000**	**0.0000**	**0.0000**	**0.0000**	**0.0000**	**0.0000**	**0.0000**	**0.0000**	**0.0000**	**0.0000**	**0.0000**	**0.0000**	**0.0000**	**0.0000**

	ROG	**NOx**	**CO**	**SO2**	**Fugitive PM10**	**Exhaust PM10**	**PM10 Total**	**Fugitive PM2.5**	**Exhaust PM2.5**	**PM2.5 Total**	**Bio- CO2**	**NBio-CO2**	**Total CO2**	**CH4**	**N20**	**CO2e**
Percent Reduction	**0.00**	**0.00**	**0.00**	**0.00**	**0.00**	**0.00**	**0.00**	**0.00**	**0.00**	**0.00**	**0.00**	**0.00**	**0.00**	**0.00**	**0.00**	**0.00**

Quarter	Start Date	End Date	Maximum Unmitigated ROG + NOX (tons/quarter)	Maximum Mitigated ROG + NOX (tons/quarter)
		Highest		

2.2 Overall Operational

Unmitigated Operational

	ROG	NOx	CO	SO2	Fugitive PM10	Exhaust PM10	PM10 Total	Fugitive PM2.5	Exhaust PM2.5	PM2.5 Total	Bio- CO2	NBio- CO2	Total CO2	CH4	N2O	CO2e
Category	tons/yr										MT/yr					
Area	3.9100e-003	0.0000	1.0000e-005	0.0000		0.0000	0.0000		0.0000	0.0000	0.0000	2.0000e-005	2.0000e-005	0.0000	0.0000	3.0000e-005
Energy	0.0000	0.0000	0.0000	0.0000		0.0000	0.0000		0.0000	0.0000	0.0000	0.0000	0.0000	0.0000	0.0000	0.0000
Mobile	1.5459	7.9781	33.0467	0.1563	18.2106	0.0973	18.3078	4.8769	0.0905	4.9674	0.0000	14,432.9981	14,432.9981	0.4740	0.0000	14,444.8470
Waste						0.0000	0.0000		0.0000	0.0000	0.0000	0.0000	0.0000	0.0000	0.0000	0.0000
Water						0.0000	0.0000		0.0000	0.0000	0.0000	0.0000	0.0000	0.0000	0.0000	0.0000
Total	**1.5499**	**7.9781**	**33.0467**	**0.1563**	**18.2106**	**0.0973**	**18.3078**	**4.8769**	**0.0905**	**4.9674**	**0.0000**	**14,432.9982**	**14,432.9982**	**0.4740**	**0.0000**	**14,444.8470**

2.2 Overall Operational

Mitigated Operational

	ROG	NOx	CO	SO2	Fugitive PM10	Exhaust PM10	PM10 Total	Fugitive PM2.5	Exhaust PM2.5	PM2.5 Total	Bio- CO2	NBio- CO2	Total CO2	CH4	N2O	CO2e
Category	tons/yr										MT/yr					
Area	3.9100e-003	0.0000	1.0000e-005	0.0000		0.0000	0.0000		0.0000	0.0000	0.0000	2.0000e-005	2.0000e-005	0.0000	0.0000	3.0000e-005
Energy	0.0000	0.0000	0.0000	0.0000		0.0000	0.0000		0.0000	0.0000	0.0000	0.0000	0.0000	0.0000	0.0000	0.0000
Mobile	1.5459	7.9781	33.0467	0.1563	18.2106	0.0973	18.3078	4.8769	0.0905	4.9674	0.0000	14,432.9981	14,432.9981	0.4740	0.0000	14,444.8470
Waste						0.0000	0.0000		0.0000	0.0000	0.0000	0.0000	0.0000	0.0000	0.0000	0.0000
Water						0.0000	0.0000		0.0000	0.0000	0.0000	0.0000	0.0000	0.0000	0.0000	0.0000
Total	**1.5499**	**7.9781**	**33.0467**	**0.1563**	**18.2106**	**0.0973**	**18.3078**	**4.8769**	**0.0905**	**4.9674**	**0.0000**	**14,432.9982**	**14,432.9982**	**0.4740**	**0.0000**	**14,444.8470**

	ROG	NOx	CO	SO2	Fugitive PM10	Exhaust PM10	PM10 Total	Fugitive PM2.5	Exhaust PM2.5	PM2.5 Total	Bio- CO2	NBio-CO2	Total CO2	CH4	N20	CO2e
Percent Reduction	**0.00**	**0.00**	**0.00**	**0.00**	**0.00**	**0.00**	**0.00**	**0.00**	**0.00**	**0.00**	**0.00**	**0.00**	**0.00**	**0.00**	**0.00**	**0.00**

3.0 Construction Detail

Construction Phase

Phase Number	Phase Name	Phase Type	Start Date	End Date	Num Days Week	Num Days	Phase Description
1	Demolition	Demolition	4/6/2020	4/5/2020	5	0	
2	Site Preparation	Site Preparation	4/18/2020	4/17/2020	5	0	
3	Grading	Grading	4/21/2020	4/20/2020	5	0	
4	Building Construction	Building Construction	4/23/2020	4/22/2020	5	0	
5	Paving	Paving	9/10/2020	9/9/2020	5	0	
6	Architectural Coating	Architectural Coating	9/17/2020	9/16/2020	5	0	

Acres of Grading (Site Preparation Phase): 0

Acres of Grading (Grading Phase): 0

Acres of Paving: 0

Residential Indoor: 0; Residential Outdoor: 0; Non-Residential Indoor: 0; Non-Residential Outdoor: 0; Striped Parking Area: 0 (Architectural Coating – sqft)

OffRoad Equipment

CNU Mobile with TDM with EMFAC Adjustment - Sacramento County, Annual

Phase Name	Offroad Equipment Type	Amount	Usage Hours	Horse Power	Load Factor
Demolition	Concrete/Industrial Saws	0	8.00	81	0.73
Demolition	Rubber Tired Dozers	0	1.00	247	0.40
Demolition	Tractors/Loaders/Backhoes	0	6.00	97	0.37
Site Preparation	Graders	0	8.00	187	0.41
Site Preparation	Tractors/Loaders/Backhoes	0	8.00	97	0.37
Grading	Concrete/Industrial Saws	0	8.00	81	0.73
Grading	Rubber Tired Dozers	0	1.00	247	0.40
Grading	Tractors/Loaders/Backhoes	0	6.00	97	0.37
Building Construction	Cranes	0	4.00	231	0.29
Building Construction	Forklifts	0	6.00	89	0.20
Building Construction	Tractors/Loaders/Backhoes	0	8.00	97	0.37
Paving	Cement and Mortar Mixers	0	6.00	9	0.56
Paving	Pavers	0	7.00	130	0.42
Paving	Rollers	0	7.00	80	0.38
Paving	Tractors/Loaders/Backhoes	0	7.00	97	0.37
Architectural Coating	Air Compressors	0	6.00	78	0.48

Trips and VMT

Phase Name	Offroad Equipment Count	Worker Trip Number	Vendor Trip Number	Hauling Trip Number	Worker Trip Length	Vendor Trip Length	Hauling Trip Length	Worker Vehicle Class	Vendor Vehicle Class	Hauling Vehicle Class
Demolition	0	0.00	0.00	0.00	10.00	6.50	20.00	LD_Mix	HDT_Mix	HHDT
Site Preparation	0	0.00	0.00	0.00	10.00	6.50	20.00	LD_Mix	HDT_Mix	HHDT
Grading	0	0.00	0.00	0.00	10.00	6.50	20.00	LD_Mix	HDT_Mix	HHDT
Building Construction	0	0.00	0.00	0.00	10.00	6.50	20.00	LD_Mix	HDT_Mix	HHDT
Paving	0	0.00	0.00	0.00	10.00	6.50	20.00	LD_Mix	HDT_Mix	HHDT
Architectural Coating	0	0.00	0.00	0.00	10.00	6.50	20.00	LD_Mix	HDT_Mix	HHDT

3.1 Mitigation Measures Construction

3.2 Demolition - 2020

Unmitigated Construction On-Site

	ROG	NOx	CO	SO2	Fugitive PM10	Exhaust PM10	PM10 Total	Fugitive PM2.5	Exhaust PM2.5	PM2.5 Total	Bio- CO2	NBio- CO2	Total CO2	CH4	N2O	CO2e
Category	tons/yr										MT/yr					
Off-Road	0.0000	0.0000	0.0000	0.0000	0.0000	0.0000	0.0000	0.0000	0.0000	0.0000	0.0000	0.0000	0.0000	0.0000	0.0000	0.0000
Total	**0.0000**	**0.0000**	**0.0000**	**0.0000**	**0.0000**	**0.0000**	**0.0000**	**0.0000**	**0.0000**	**0.0000**	**0.0000**	**0.0000**	**0.0000**	**0.0000**	**0.0000**	**0.0000**

3.2 Demolition - 2020

Unmitigated Construction Off-Site

	ROG	NOx	CO	SO2	Fugitive PM10	Exhaust PM10	PM10 Total	Fugitive PM2.5	Exhaust PM2.5	PM2.5 Total	Bio- CO2	NBio- CO2	Total CO2	CH4	N2O	CO2e
Category	tons/yr										MT/yr					
Hauling	0.0000	0.0000	0.0000	0.0000	0.0000	0.0000	0.0000	0.0000	0.0000	0.0000	0.0000	0.0000	0.0000	0.0000	0.0000	0.0000
Vendor	0.0000	0.0000	0.0000	0.0000	0.0000	0.0000	0.0000	0.0000	0.0000	0.0000	0.0000	0.0000	0.0000	0.0000	0.0000	0.0000
Worker	0.0000	0.0000	0.0000	0.0000	0.0000	0.0000	0.0000	0.0000	0.0000	0.0000	0.0000	0.0000	0.0000	0.0000	0.0000	0.0000
Total	**0.0000**	**0.0000**	**0.0000**	**0.0000**	**0.0000**	**0.0000**	**0.0000**	**0.0000**	**0.0000**	**0.0000**	**0.0000**	**0.0000**	**0.0000**	**0.0000**	**0.0000**	**0.0000**

Mitigated Construction On-Site

	ROG	NOx	CO	SO2	Fugitive PM10	Exhaust PM10	PM10 Total	Fugitive PM2.5	Exhaust PM2.5	PM2.5 Total	Bio- CO2	NBio- CO2	Total CO2	CH4	N2O	CO2e
Category	tons/yr										MT/yr					
Off-Road	0.0000	0.0000	0.0000	0.0000	0.0000	0.0000	0.0000	0.0000	0.0000	0.0000	0.0000	0.0000	0.0000	0.0000	0.0000	0.0000
Total	**0.0000**	**0.0000**	**0.0000**	**0.0000**	**0.0000**	**0.0000**	**0.0000**	**0.0000**	**0.0000**	**0.0000**	**0.0000**	**0.0000**	**0.0000**	**0.0000**	**0.0000**	**0.0000**

3.2 Demolition - 2020

Mitigated Construction Off-Site

	ROG	NOx	CO	SO2	Fugitive PM10	Exhaust PM10	PM10 Total	Fugitive PM2.5	Exhaust PM2.5	PM2.5 Total	Bio- CO2	NBio- CO2	Total CO2	CH4	N2O	CO2e
Category	tons/yr										MT/yr					
Hauling	0.0000	0.0000	0.0000	0.0000	0.0000	0.0000	0.0000	0.0000	0.0000	0.0000	0.0000	0.0000	0.0000	0.0000	0.0000	0.0000
Vendor	0.0000	0.0000	0.0000	0.0000	0.0000	0.0000	0.0000	0.0000	0.0000	0.0000	0.0000	0.0000	0.0000	0.0000	0.0000	0.0000
Worker	0.0000	0.0000	0.0000	0.0000	0.0000	0.0000	0.0000	0.0000	0.0000	0.0000	0.0000	0.0000	0.0000	0.0000	0.0000	0.0000
Total	**0.0000**	**0.0000**	**0.0000**	**0.0000**	**0.0000**	**0.0000**	**0.0000**	**0.0000**	**0.0000**	**0.0000**	**0.0000**	**0.0000**	**0.0000**	**0.0000**	**0.0000**	**0.0000**

3.3 Site Preparation - 2020

Unmitigated Construction On-Site

	ROG	NOx	CO	SO2	Fugitive PM10	Exhaust PM10	PM10 Total	Fugitive PM2.5	Exhaust PM2.5	PM2.5 Total	Bio- CO2	NBio- CO2	Total CO2	CH4	N2O	CO2e
Category	tons/yr										MT/yr					
Fugitive Dust	0.0000	0.0000	0.0000	0.0000	0.0000	0.0000	0.0000	0.0000	0.0000	0.0000	0.0000	0.0000	0.0000	0.0000	0.0000	0.0000
Off-Road	0.0000	0.0000	0.0000	0.0000	0.0000	0.0000	0.0000	0.0000	0.0000	0.0000	0.0000	0.0000	0.0000	0.0000	0.0000	0.0000
Total	**0.0000**	**0.0000**	**0.0000**	**0.0000**	**0.0000**	**0.0000**	**0.0000**	**0.0000**	**0.0000**	**0.0000**	**0.0000**	**0.0000**	**0.0000**	**0.0000**	**0.0000**	**0.0000**

3.3 Site Preparation - 2020

Unmitigated Construction Off-Site

	ROG	NOx	CO	SO2	Fugitive PM10	Exhaust PM10	PM10 Total	Fugitive PM2.5	Exhaust PM2.5	PM2.5 Total	Bio- CO2	NBio- CO2	Total CO2	CH4	N2O	CO2e
Category	tons/yr										MT/yr					
Hauling	0.0000	0.0000	0.0000	0.0000	0.0000	0.0000	0.0000	0.0000	0.0000	0.0000	0.0000	0.0000	0.0000	0.0000	0.0000	0.0000
Vendor	0.0000	0.0000	0.0000	0.0000	0.0000	0.0000	0.0000	0.0000	0.0000	0.0000	0.0000	0.0000	0.0000	0.0000	0.0000	0.0000
Worker	0.0000	0.0000	0.0000	0.0000	0.0000	0.0000	0.0000	0.0000	0.0000	0.0000	0.0000	0.0000	0.0000	0.0000	0.0000	0.0000
Total	**0.0000**	**0.0000**	**0.0000**	**0.0000**	**0.0000**	**0.0000**	**0.0000**	**0.0000**	**0.0000**	**0.0000**	**0.0000**	**0.0000**	**0.0000**	**0.0000**	**0.0000**	**0.0000**

Mitigated Construction On-Site

	ROG	NOx	CO	SO2	Fugitive PM10	Exhaust PM10	PM10 Total	Fugitive PM2.5	Exhaust PM2.5	PM2.5 Total	Bio- CO2	NBio- CO2	Total CO2	CH4	N2O	CO2e
Category	tons/yr										MT/yr					
Fugitive Dust	0.0000	0.0000	0.0000	0.0000	0.0000	0.0000	0.0000	0.0000	0.0000	0.0000	0.0000	0.0000	0.0000	0.0000	0.0000	0.0000
Off-Road	0.0000	0.0000	0.0000	0.0000	0.0000	0.0000	0.0000	0.0000	0.0000	0.0000	0.0000	0.0000	0.0000	0.0000	0.0000	0.0000
Total	**0.0000**	**0.0000**	**0.0000**	**0.0000**	**0.0000**	**0.0000**	**0.0000**	**0.0000**	**0.0000**	**0.0000**	**0.0000**	**0.0000**	**0.0000**	**0.0000**	**0.0000**	**0.0000**

3.3 Site Preparation - 2020

Mitigated Construction Off-Site

	ROG	NOx	CO	SO2	Fugitive PM10	Exhaust PM10	PM10 Total	Fugitive PM2.5	Exhaust PM2.5	PM2.5 Total	Bio- CO2	NBio- CO2	Total CO2	CH4	N2O	CO2e
Category	tons/yr										MT/yr					
Hauling	0.0000	0.0000	0.0000	0.0000	0.0000	0.0000	0.0000	0.0000	0.0000	0.0000	0.0000	0.0000	0.0000	0.0000	0.0000	0.0000
Vendor	0.0000	0.0000	0.0000	0.0000	0.0000	0.0000	0.0000	0.0000	0.0000	0.0000	0.0000	0.0000	0.0000	0.0000	0.0000	0.0000
Worker	0.0000	0.0000	0.0000	0.0000	0.0000	0.0000	0.0000	0.0000	0.0000	0.0000	0.0000	0.0000	0.0000	0.0000	0.0000	0.0000
Total	**0.0000**	**0.0000**	**0.0000**	**0.0000**	**0.0000**	**0.0000**	**0.0000**	**0.0000**	**0.0000**	**0.0000**	**0.0000**	**0.0000**	**0.0000**	**0.0000**	**0.0000**	**0.0000**

3.4 Grading - 2020

Unmitigated Construction On-Site

	ROG	NOx	CO	SO2	Fugitive PM10	Exhaust PM10	PM10 Total	Fugitive PM2.5	Exhaust PM2.5	PM2.5 Total	Bio- CO2	NBio- CO2	Total CO2	CH4	N2O	CO2e
Category	tons/yr										MT/yr					
Fugitive Dust	0.0000	0.0000	0.0000	0.0000	0.0000	0.0000	0.0000	0.0000	0.0000	0.0000	0.0000	0.0000	0.0000	0.0000	0.0000	0.0000
Off-Road	0.0000	0.0000	0.0000	0.0000	0.0000	0.0000	0.0000	0.0000	0.0000	0.0000	0.0000	0.0000	0.0000	0.0000	0.0000	0.0000
Total	**0.0000**	**0.0000**	**0.0000**	**0.0000**	**0.0000**	**0.0000**	**0.0000**	**0.0000**	**0.0000**	**0.0000**	**0.0000**	**0.0000**	**0.0000**	**0.0000**	**0.0000**	**0.0000**

3.4 Grading - 2020

Unmitigated Construction Off-Site

	ROG	NOx	CO	SO2	Fugitive PM10	Exhaust PM10	PM10 Total	Fugitive PM2.5	Exhaust PM2.5	PM2.5 Total	Bio- CO2	NBio- CO2	Total CO2	CH4	N2O	CO2e
Category	tons/yr										MT/yr					
Hauling	0.0000	0.0000	0.0000	0.0000	0.0000	0.0000	0.0000	0.0000	0.0000	0.0000	0.0000	0.0000	0.0000	0.0000	0.0000	0.0000
Vendor	0.0000	0.0000	0.0000	0.0000	0.0000	0.0000	0.0000	0.0000	0.0000	0.0000	0.0000	0.0000	0.0000	0.0000	0.0000	0.0000
Worker	0.0000	0.0000	0.0000	0.0000	0.0000	0.0000	0.0000	0.0000	0.0000	0.0000	0.0000	0.0000	0.0000	0.0000	0.0000	0.0000
Total	**0.0000**	**0.0000**	**0.0000**	**0.0000**	**0.0000**	**0.0000**	**0.0000**	**0.0000**	**0.0000**	**0.0000**	**0.0000**	**0.0000**	**0.0000**	**0.0000**	**0.0000**	**0.0000**

Mitigated Construction On-Site

	ROG	NOx	CO	SO2	Fugitive PM10	Exhaust PM10	PM10 Total	Fugitive PM2.5	Exhaust PM2.5	PM2.5 Total	Bio- CO2	NBio- CO2	Total CO2	CH4	N2O	CO2e
Category	tons/yr										MT/yr					
Fugitive Dust	0.0000	0.0000	0.0000	0.0000	0.0000	0.0000	0.0000	0.0000	0.0000	0.0000	0.0000	0.0000	0.0000	0.0000	0.0000	0.0000
Off-Road	0.0000	0.0000	0.0000	0.0000	0.0000	0.0000	0.0000	0.0000	0.0000	0.0000	0.0000	0.0000	0.0000	0.0000	0.0000	0.0000
Total	**0.0000**	**0.0000**	**0.0000**	**0.0000**	**0.0000**	**0.0000**	**0.0000**	**0.0000**	**0.0000**	**0.0000**	**0.0000**	**0.0000**	**0.0000**	**0.0000**	**0.0000**	**0.0000**

3.4 Grading - 2020

Mitigated Construction Off-Site

	ROG	NOx	CO	SO2	Fugitive PM10	Exhaust PM10	PM10 Total	Fugitive PM2.5	Exhaust PM2.5	PM2.5 Total	Bio- CO2	NBio- CO2	Total CO2	CH4	N2O	CO2e
Category	tons/yr										MT/yr					
Hauling	0.0000	0.0000	0.0000	0.0000	0.0000	0.0000	0.0000	0.0000	0.0000	0.0000	0.0000	0.0000	0.0000	0.0000	0.0000	0.0000
Vendor	0.0000	0.0000	0.0000	0.0000	0.0000	0.0000	0.0000	0.0000	0.0000	0.0000	0.0000	0.0000	0.0000	0.0000	0.0000	0.0000
Worker	0.0000	0.0000	0.0000	0.0000	0.0000	0.0000	0.0000	0.0000	0.0000	0.0000	0.0000	0.0000	0.0000	0.0000	0.0000	0.0000
Total	**0.0000**	**0.0000**	**0.0000**	**0.0000**	**0.0000**	**0.0000**	**0.0000**	**0.0000**	**0.0000**	**0.0000**	**0.0000**	**0.0000**	**0.0000**	**0.0000**	**0.0000**	**0.0000**

3.5 Building Construction - 2020

Unmitigated Construction On-Site

	ROG	NOx	CO	SO2	Fugitive PM10	Exhaust PM10	PM10 Total	Fugitive PM2.5	Exhaust PM2.5	PM2.5 Total	Bio- CO2	NBio- CO2	Total CO2	CH4	N2O	CO2e
Category	tons/yr										MT/yr					
Off-Road	0.0000	0.0000	0.0000	0.0000	0.0000	0.0000	0.0000	0.0000	0.0000	0.0000	0.0000	0.0000	0.0000	0.0000	0.0000	0.0000
Total	**0.0000**	**0.0000**	**0.0000**	**0.0000**	**0.0000**	**0.0000**	**0.0000**	**0.0000**	**0.0000**	**0.0000**	**0.0000**	**0.0000**	**0.0000**	**0.0000**	**0.0000**	**0.0000**

3.5 Building Construction - 2020

Unmitigated Construction Off-Site

	ROG	NOx	CO	SO2	Fugitive PM10	Exhaust PM10	PM10 Total	Fugitive PM2.5	Exhaust PM2.5	PM2.5 Total	Bio- CO2	NBio- CO2	Total CO2	CH4	N2O	CO2e
Category	tons/yr										MT/yr					
Hauling	0.0000	0.0000	0.0000	0.0000	0.0000	0.0000	0.0000	0.0000	0.0000	0.0000	0.0000	0.0000	0.0000	0.0000	0.0000	0.0000
Vendor	0.0000	0.0000	0.0000	0.0000	0.0000	0.0000	0.0000	0.0000	0.0000	0.0000	0.0000	0.0000	0.0000	0.0000	0.0000	0.0000
Worker	0.0000	0.0000	0.0000	0.0000	0.0000	0.0000	0.0000	0.0000	0.0000	0.0000	0.0000	0.0000	0.0000	0.0000	0.0000	0.0000
Total	**0.0000**	**0.0000**	**0.0000**	**0.0000**	**0.0000**	**0.0000**	**0.0000**	**0.0000**	**0.0000**	**0.0000**	**0.0000**	**0.0000**	**0.0000**	**0.0000**	**0.0000**	**0.0000**

Mitigated Construction On-Site

	ROG	NOx	CO	SO2	Fugitive PM10	Exhaust PM10	PM10 Total	Fugitive PM2.5	Exhaust PM2.5	PM2.5 Total	Bio- CO2	NBio- CO2	Total CO2	CH4	N2O	CO2e
Category	tons/yr										MT/yr					
Off-Road	0.0000	0.0000	0.0000	0.0000	0.0000	0.0000	0.0000	0.0000	0.0000	0.0000	0.0000	0.0000	0.0000	0.0000	0.0000	0.0000
Total	**0.0000**	**0.0000**	**0.0000**	**0.0000**	**0.0000**	**0.0000**	**0.0000**	**0.0000**	**0.0000**	**0.0000**	**0.0000**	**0.0000**	**0.0000**	**0.0000**	**0.0000**	**0.0000**

3.5 Building Construction - 2020

Mitigated Construction Off-Site

	ROG	NOx	CO	SO2	Fugitive PM10	Exhaust PM10	PM10 Total	Fugitive PM2.5	Exhaust PM2.5	PM2.5 Total	Bio- CO2	NBio- CO2	Total CO2	CH4	N2O	CO2e
Category	tons/yr										MT/yr					
Hauling	0.0000	0.0000	0.0000	0.0000	0.0000	0.0000	0.0000	0.0000	0.0000	0.0000	0.0000	0.0000	0.0000	0.0000	0.0000	0.0000
Vendor	0.0000	0.0000	0.0000	0.0000	0.0000	0.0000	0.0000	0.0000	0.0000	0.0000	0.0000	0.0000	0.0000	0.0000	0.0000	0.0000
Worker	0.0000	0.0000	0.0000	0.0000	0.0000	0.0000	0.0000	0.0000	0.0000	0.0000	0.0000	0.0000	0.0000	0.0000	0.0000	0.0000
Total	**0.0000**	**0.0000**	**0.0000**	**0.0000**	**0.0000**	**0.0000**	**0.0000**	**0.0000**	**0.0000**	**0.0000**	**0.0000**	**0.0000**	**0.0000**	**0.0000**	**0.0000**	**0.0000**

3.6 Paving - 2020

Unmitigated Construction On-Site

	ROG	NOx	CO	SO2	Fugitive PM10	Exhaust PM10	PM10 Total	Fugitive PM2.5	Exhaust PM2.5	PM2.5 Total	Bio- CO2	NBio- CO2	Total CO2	CH4	N2O	CO2e
Category	tons/yr										MT/yr					
Off-Road	0.0000	0.0000	0.0000	0.0000	0.0000	0.0000	0.0000	0.0000	0.0000	0.0000	0.0000	0.0000	0.0000	0.0000	0.0000	0.0000
Paving	0.0000	0.0000	0.0000	0.0000	0.0000	0.0000	0.0000	0.0000	0.0000	0.0000	0.0000	0.0000	0.0000	0.0000	0.0000	0.0000
Total	**0.0000**	**0.0000**	**0.0000**	**0.0000**	**0.0000**	**0.0000**	**0.0000**	**0.0000**	**0.0000**	**0.0000**	**0.0000**	**0.0000**	**0.0000**	**0.0000**	**0.0000**	**0.0000**

3.6 Paving - 2020

Unmitigated Construction Off-Site

	ROG	NOx	CO	SO2	Fugitive PM10	Exhaust PM10	PM10 Total	Fugitive PM2.5	Exhaust PM2.5	PM2.5 Total	Bio- CO2	NBio- CO2	Total CO2	CH4	N2O	CO2e
Category	tons/yr										MT/yr					
Hauling	0.0000	0.0000	0.0000	0.0000	0.0000	0.0000	0.0000	0.0000	0.0000	0.0000	0.0000	0.0000	0.0000	0.0000	0.0000	0.0000
Vendor	0.0000	0.0000	0.0000	0.0000	0.0000	0.0000	0.0000	0.0000	0.0000	0.0000	0.0000	0.0000	0.0000	0.0000	0.0000	0.0000
Worker	0.0000	0.0000	0.0000	0.0000	0.0000	0.0000	0.0000	0.0000	0.0000	0.0000	0.0000	0.0000	0.0000	0.0000	0.0000	0.0000
Total	**0.0000**	**0.0000**	**0.0000**	**0.0000**	**0.0000**	**0.0000**	**0.0000**	**0.0000**	**0.0000**	**0.0000**	**0.0000**	**0.0000**	**0.0000**	**0.0000**	**0.0000**	**0.0000**

Mitigated Construction On-Site

	ROG	NOx	CO	SO2	Fugitive PM10	Exhaust PM10	PM10 Total	Fugitive PM2.5	Exhaust PM2.5	PM2.5 Total	Bio- CO2	NBio- CO2	Total CO2	CH4	N2O	CO2e
Category	tons/yr										MT/yr					
Off-Road	0.0000	0.0000	0.0000	0.0000	0.0000	0.0000	0.0000	0.0000	0.0000	0.0000	0.0000	0.0000	0.0000	0.0000	0.0000	0.0000
Paving	0.0000	0.0000	0.0000	0.0000	0.0000	0.0000	0.0000	0.0000	0.0000	0.0000	0.0000	0.0000	0.0000	0.0000	0.0000	0.0000
Total	**0.0000**	**0.0000**	**0.0000**	**0.0000**	**0.0000**	**0.0000**	**0.0000**	**0.0000**	**0.0000**	**0.0000**	**0.0000**	**0.0000**	**0.0000**	**0.0000**	**0.0000**	**0.0000**

3.6 Paving - 2020

Mitigated Construction Off-Site

	ROG	NOx	CO	SO2	Fugitive PM10	Exhaust PM10	PM10 Total	Fugitive PM2.5	Exhaust PM2.5	PM2.5 Total	Bio- CO2	NBio- CO2	Total CO2	CH4	N2O	CO2e
Category	tons/yr										MT/yr					
Hauling	0.0000	0.0000	0.0000	0.0000	0.0000	0.0000	0.0000	0.0000	0.0000	0.0000	0.0000	0.0000	0.0000	0.0000	0.0000	0.0000
Vendor	0.0000	0.0000	0.0000	0.0000	0.0000	0.0000	0.0000	0.0000	0.0000	0.0000	0.0000	0.0000	0.0000	0.0000	0.0000	0.0000
Worker	0.0000	0.0000	0.0000	0.0000	0.0000	0.0000	0.0000	0.0000	0.0000	0.0000	0.0000	0.0000	0.0000	0.0000	0.0000	0.0000
Total	**0.0000**	**0.0000**	**0.0000**	**0.0000**	**0.0000**	**0.0000**	**0.0000**	**0.0000**	**0.0000**	**0.0000**	**0.0000**	**0.0000**	**0.0000**	**0.0000**	**0.0000**	**0.0000**

3.7 Architectural Coating - 2020

Unmitigated Construction On-Site

	ROG	NOx	CO	SO2	Fugitive PM10	Exhaust PM10	PM10 Total	Fugitive PM2.5	Exhaust PM2.5	PM2.5 Total	Bio- CO2	NBio- CO2	Total CO2	CH4	N2O	CO2e
Category	tons/yr										MT/yr					
Archit. Coating	0.0000	0.0000	0.0000	0.0000	0.0000	0.0000	0.0000	0.0000	0.0000	0.0000	0.0000	0.0000	0.0000	0.0000	0.0000	0.0000
Off-Road	0.0000	0.0000	0.0000	0.0000	0.0000	0.0000	0.0000	0.0000	0.0000	0.0000	0.0000	0.0000	0.0000	0.0000	0.0000	0.0000
Total	**0.0000**	**0.0000**	**0.0000**	**0.0000**	**0.0000**	**0.0000**	**0.0000**	**0.0000**	**0.0000**	**0.0000**	**0.0000**	**0.0000**	**0.0000**	**0.0000**	**0.0000**	**0.0000**

3.7 Architectural Coating - 2020

Unmitigated Construction Off-Site

	ROG	NOx	CO	SO2	Fugitive PM10	Exhaust PM10	PM10 Total	Fugitive PM2.5	Exhaust PM2.5	PM2.5 Total	Bio- CO2	NBio- CO2	Total CO2	CH4	N2O	CO2e
Category	tons/yr										MT/yr					
Hauling	0.0000	0.0000	0.0000	0.0000	0.0000	0.0000	0.0000	0.0000	0.0000	0.0000	0.0000	0.0000	0.0000	0.0000	0.0000	0.0000
Vendor	0.0000	0.0000	0.0000	0.0000	0.0000	0.0000	0.0000	0.0000	0.0000	0.0000	0.0000	0.0000	0.0000	0.0000	0.0000	0.0000
Worker	0.0000	0.0000	0.0000	0.0000	0.0000	0.0000	0.0000	0.0000	0.0000	0.0000	0.0000	0.0000	0.0000	0.0000	0.0000	0.0000
Total	**0.0000**	**0.0000**	**0.0000**	**0.0000**	**0.0000**	**0.0000**	**0.0000**	**0.0000**	**0.0000**	**0.0000**	**0.0000**	**0.0000**	**0.0000**	**0.0000**	**0.0000**	**0.0000**

Mitigated Construction On-Site

	ROG	NOx	CO	SO2	Fugitive PM10	Exhaust PM10	PM10 Total	Fugitive PM2.5	Exhaust PM2.5	PM2.5 Total	Bio- CO2	NBio- CO2	Total CO2	CH4	N2O	CO2e
Category	tons/yr										MT/yr					
Archit. Coating	0.0000	0.0000	0.0000	0.0000	0.0000	0.0000	0.0000	0.0000	0.0000	0.0000	0.0000	0.0000	0.0000	0.0000	0.0000	0.0000
Off-Road	0.0000	0.0000	0.0000	0.0000	0.0000	0.0000	0.0000	0.0000	0.0000	0.0000	0.0000	0.0000	0.0000	0.0000	0.0000	0.0000
Total	**0.0000**	**0.0000**	**0.0000**	**0.0000**	**0.0000**	**0.0000**	**0.0000**	**0.0000**	**0.0000**	**0.0000**	**0.0000**	**0.0000**	**0.0000**	**0.0000**	**0.0000**	**0.0000**

3.7 Architectural Coating - 2020

Mitigated Construction Off-Site

	ROG	NOx	CO	SO2	Fugitive PM10	Exhaust PM10	PM10 Total	Fugitive PM2.5	Exhaust PM2.5	PM2.5 Total	Bio- CO2	NBio- CO2	Total CO2	CH4	N2O	CO2e
Category	tons/yr										MT/yr					
Hauling	0.0000	0.0000	0.0000	0.0000	0.0000	0.0000	0.0000	0.0000	0.0000	0.0000	0.0000	0.0000	0.0000	0.0000	0.0000	0.0000
Vendor	0.0000	0.0000	0.0000	0.0000	0.0000	0.0000	0.0000	0.0000	0.0000	0.0000	0.0000	0.0000	0.0000	0.0000	0.0000	0.0000
Worker	0.0000	0.0000	0.0000	0.0000	0.0000	0.0000	0.0000	0.0000	0.0000	0.0000	0.0000	0.0000	0.0000	0.0000	0.0000	0.0000
Total	**0.0000**	**0.0000**	**0.0000**	**0.0000**	**0.0000**	**0.0000**	**0.0000**	**0.0000**	**0.0000**	**0.0000**	**0.0000**	**0.0000**	**0.0000**	**0.0000**	**0.0000**	**0.0000**

4.0 Operational Detail - Mobile

4.1 Mitigation Measures Mobile

	ROG	NOx	CO	SO2	Fugitive PM10	Exhaust PM10	PM10 Total	Fugitive PM2.5	Exhaust PM2.5	PM2.5 Total	Bio- CO2	NBio- CO2	Total CO2	CH4	N2O	CO2e
Category	tons/yr										MT/yr					
Mitigated	1.5459	7.9781	33.0467	0.1563	18.2106	0.0973	18.3078	4.8769	0.0905	4.9674	0.0000	14,432.9981	14,432.9981	0.4740	0.0000	14,444.8470
Unmitigated	1.5459	7.9781	33.0467	0.1563	18.2106	0.0973	18.3078	4.8769	0.0905	4.9674	0.0000	14,432.9981	14,432.9981	0.4740	0.0000	14,444.8470

4.2 Trip Summary Information

	Average Daily Trip Rate			Unmitigated	Mitigated
Land Use	Weekday	Saturday	Sunday	Annual VMT	Annual VMT
Hospital	2,954.84	0.00	0.00	48,917,226	48,917,226
Total	2,954.84	0.00	0.00	48,917,226	48,917,226

4.3 Trip Type Information

	Miles			Trip %			Trip Purpose %		
Land Use	H-W or C-W	H-S or C-C	H-O or C-NW	H-W or C-W	H-S or C-C	H-O or C-NW	Primary	Diverted	Pass-by
Hospital	100.00	40.45	47.00	64.90	16.10	19.00	73	25	2

4.4 Fleet Mix

Land Use	LDA	LDT1	LDT2	MDV	LHD1	LHD2	MHD	HHD	OBUS	UBUS	MCY	SBUS	MH
Hospital	0.576778	0.034729	0.211659	0.106131	0.012287	0.004450	0.018380	0.025480	0.001877	0.001519	0.005480	0.000610	0.000618

5.0 Energy Detail

Historical Energy Use: N

5.1 Mitigation Measures Energy

	ROG	NOx	CO	SO2	Fugitive PM10	Exhaust PM10	PM10 Total	Fugitive PM2.5	Exhaust PM2.5	PM2.5 Total	Bio- CO2	NBio- CO2	Total CO2	CH4	N2O	CO2e
Category	tons/yr										MT/yr					
Electricity Mitigated						0.0000	0.0000		0.0000	0.0000	0.0000	0.0000	0.0000	0.0000	0.0000	0.0000
Electricity Unmitigated						0.0000	0.0000		0.0000	0.0000	0.0000	0.0000	0.0000	0.0000	0.0000	0.0000
NaturalGas Mitigated	0.0000	0.0000	0.0000	0.0000		0.0000	0.0000		0.0000	0.0000	0.0000	0.0000	0.0000	0.0000	0.0000	0.0000
NaturalGas Unmitigated	0.0000	0.0000	0.0000	0.0000		0.0000	0.0000		0.0000	0.0000	0.0000	0.0000	0.0000	0.0000	0.0000	0.0000

5.2 Energy by Land Use - NaturalGas

Unmitigated

	NaturalGas Use	ROG	NOx	CO	SO2	Fugitive PM10	Exhaust PM10	PM10 Total	Fugitive PM2.5	Exhaust PM2.5	PM2.5 Total	Bio- CO2	NBio- CO2	Total CO2	CH4	N2O	CO2e
Land Use	kBTU/yr	tons/yr										MT/yr					
Hospital	0	0.0000	0.0000	0.0000	0.0000		0.0000	0.0000		0.0000	0.0000	0.0000	0.0000	0.0000	0.0000	0.0000	0.0000
Total		**0.0000**	**0.0000**	**0.0000**	**0.0000**		**0.0000**	**0.0000**		**0.0000**	**0.0000**	**0.0000**	**0.0000**	**0.0000**	**0.0000**	**0.0000**	**0.0000**

5.2 Energy by Land Use - NaturalGas

Mitigated

	NaturalGas Use	ROG	NOx	CO	SO2	Fugitive PM10	Exhaust PM10	PM10 Total	Fugitive PM2.5	Exhaust PM2.5	PM2.5 Total	Bio- CO2	NBio- CO2	Total CO2	CH4	N2O	CO2e
Land Use	kBTU/yr	tons/yr										MT/yr					
Hospital	0	0.0000	0.0000	0.0000	0.0000		0.0000	0.0000		0.0000	0.0000	0.0000	0.0000	0.0000	0.0000	0.0000	0.0000
Total		**0.0000**	**0.0000**	**0.0000**	**0.0000**		**0.0000**	**0.0000**		**0.0000**	**0.0000**	**0.0000**	**0.0000**	**0.0000**	**0.0000**	**0.0000**	**0.0000**

5.3 Energy by Land Use - Electricity

Unmitigated

	Electricity Use	Total CO2	CH4	N2O	CO2e
Land Use	kWh/yr	MT/yr			
Hospital	0	0.0000	0.0000	0.0000	0.0000
Total		**0.0000**	**0.0000**	**0.0000**	**0.0000**

5.3 Energy by Land Use - Electricity

Mitigated

	Electricity Use	Total CO2	CH4	N2O	CO2e
Land Use	kWh/yr	MT/yr			
Hospital	0	0.0000	0.0000	0.0000	0.0000
Total		**0.0000**	**0.0000**	**0.0000**	**0.0000**

6.0 Area Detail

6.1 Mitigation Measures Area

	ROG	NOx	CO	SO2	Fugitive PM10	Exhaust PM10	PM10 Total	Fugitive PM2.5	Exhaust PM2.5	PM2.5 Total	Bio- CO2	NBio- CO2	Total CO2	CH4	N2O	CO2e
Category	tons/yr										MT/yr					
Mitigated	3.9100e-003	0.0000	1.0000e-005	0.0000		0.0000	0.0000		0.0000	0.0000	0.0000	2.0000e-005	2.0000e-005	0.0000	0.0000	3.0000e-005
Unmitigated	3.9100e-003	0.0000	1.0000e-005	0.0000		0.0000	0.0000		0.0000	0.0000	0.0000	2.0000e-005	2.0000e-005	0.0000	0.0000	3.0000e-005

6.2 Area by SubCategory

Unmitigated

	ROG	NOx	CO	SO2	Fugitive PM10	Exhaust PM10	PM10 Total	Fugitive PM2.5	Exhaust PM2.5	PM2.5 Total	Bio- CO2	NBio- CO2	Total CO2	CH4	N2O	CO2e
SubCategory	tons/yr										MT/yr					
Architectural Coating	0.0000					0.0000	0.0000		0.0000	0.0000	0.0000	0.0000	0.0000	0.0000	0.0000	0.0000
Consumer Products	3.9100e-003					0.0000	0.0000		0.0000	0.0000	0.0000	0.0000	0.0000	0.0000	0.0000	0.0000
Landscaping	0.0000	0.0000	1.0000e-005	0.0000		0.0000	0.0000		0.0000	0.0000	0.0000	2.0000e-005	2.0000e-005	0.0000	0.0000	3.0000e-005
Total	**3.9100e-003**	**0.0000**	**1.0000e-005**	**0.0000**		**0.0000**	**0.0000**		**0.0000**	**0.0000**	**0.0000**	**2.0000e-005**	**2.0000e-005**	**0.0000**	**0.0000**	**3.0000e-005**

Mitigated

	ROG	NOx	CO	SO2	Fugitive PM10	Exhaust PM10	PM10 Total	Fugitive PM2.5	Exhaust PM2.5	PM2.5 Total	Bio- CO2	NBio- CO2	Total CO2	CH4	N2O	CO2e
SubCategory	tons/yr										MT/yr					
Architectural Coating	0.0000					0.0000	0.0000		0.0000	0.0000	0.0000	0.0000	0.0000	0.0000	0.0000	0.0000
Consumer Products	3.9100e-003					0.0000	0.0000		0.0000	0.0000	0.0000	0.0000	0.0000	0.0000	0.0000	0.0000
Landscaping	0.0000	0.0000	1.0000e-005	0.0000		0.0000	0.0000		0.0000	0.0000	0.0000	2.0000e-005	2.0000e-005	0.0000	0.0000	3.0000e-005
Total	**3.9100e-003**	**0.0000**	**1.0000e-005**	**0.0000**		**0.0000**	**0.0000**		**0.0000**	**0.0000**	**0.0000**	**2.0000e-005**	**2.0000e-005**	**0.0000**	**0.0000**	**3.0000e-005**

7.0 Water Detail

7.1 Mitigation Measures Water

	Total CO2	CH4	N2O	CO2e
Category	MT/yr			
Mitigated	0.0000	0.0000	0.0000	0.0000
Unmitigated	0.0000	0.0000	0.0000	0.0000

7.2 Water by Land Use

Unmitigated

	Indoor/Outdoor Use	Total CO2	CH4	N2O	CO2e
Land Use	Mgal	MT/yr			
Hospital	0 / 0	0.0000	0.0000	0.0000	0.0000
Total		**0.0000**	**0.0000**	**0.0000**	**0.0000**

7.2 Water by Land Use

Mitigated

	Indoor/Outdoor Use	Total CO2	CH4	N2O	CO2e
Land Use	Mgal	MT/yr			
Hospital	0 / 0	0.0000	0.0000	0.0000	0.0000
Total		**0.0000**	**0.0000**	**0.0000**	**0.0000**

8.0 Waste Detail

8.1 Mitigation Measures Waste

Category/Year

	Total CO2	CH4	N2O	CO2e
	MT/yr			
Mitigated	0.0000	0.0000	0.0000	0.0000
Unmitigated	0.0000	0.0000	0.0000	0.0000

8.2 Waste by Land Use

Unmitigated

	Waste Disposed	Total CO2	CH4	N2O	CO2e
Land Use	tons	MT/yr			
Hospital	0	0.0000	0.0000	0.0000	0.0000
Total		**0.0000**	**0.0000**	**0.0000**	**0.0000**

Mitigated

	Waste Disposed	Total CO2	CH4	N2O	CO2e
Land Use	tons	MT/yr			
Hospital	0	0.0000	0.0000	0.0000	0.0000
Total		**0.0000**	**0.0000**	**0.0000**	**0.0000**

9.0 Operational Offroad

Equipment Type	Number	Hours/Day	Days/Year	Horse Power	Load Factor	Fuel Type

10.0 Stationary Equipment

Fire Pumps and Emergency Generators

Equipment Type	Number	Hours/Day	Hours/Year	Horse Power	Load Factor	Fuel Type

Boilers

Equipment Type	Number	Heat Input/Day	Heat Input/Year	Boiler Rating	Fuel Type

User Defined Equipment

Equipment Type	Number

11.0 Vegetation

Attachment B

Traffic Demand Management Plan

FEHR PEERS

TECHNICAL MEMORANDUM

Date: September 6, 2019

To: Pat Angell, Ascent Environmental

From: Carly Panos & David B. Robinson, Fehr & Peers

Subject: ***California Northstate University – AB 900 Analysis***

RS19-3789

Fehr & Peers has completed a transportation efficiency and vehicle miles traveled analysis for the proposed California Northstate University (CNU) project located in the City of Elk Grove. This memorandum provides information regarding the methodology and results of the analysis for the purposes of the Assembly Bill 900 application. Additional analysis and a complete transportation impact study will be completed and provided during preparation of the Environmental Impact Report. It is important to note that the proposed project will be constructed in three phases. The transportation efficiency analysis was completed for the project at full build out. Total daily VMT is provided by development phase.

Project Description

The proposed project includes expanding the existing CNU, which consists of one 109,800 square foot building, to include a hospital, outpatient building, medical office building, dormitories, administrative offices, restaurant and retail space, and three parking garages. An existing 76,000 square foot office building and seven commercial buildings totaling approximately 68,500 square feet will be demolished with phased construction of the project.

The project is located southwest of the Elk Grove Boulevard/West Taron Drive intersection. Access is proposed via one existing driveway on Elk Grove Boulevard, four existing driveways on West Taron Drive, and three existing driveways on Riparian Drive.

Consistent with the requirements of the *City of Elk Grove Climate Action Plan: 2019 Update*, the project also includes a Transportation Demand Management (TDM) Plan. The Climate Action Plan (CAP), CAP measure TACM-3 (Intercity Transportation Demand Management) focuses on implementing TDM strategies to reduce the use of single-occupancy vehicle trips, with a target of achieving a 15 percent reduction in project vehicle trips and associated vehicle miles of travel (VMT).

To aid the development of TDM plans, the City of Elk Grove developed the City of Elk Grove Transportation Demand Management Plan Guidelines. The guidelines identify TDM measure by category that include marketing and promotion, bike facilities, transit benefits, commuter benefits, and parking facilities. The guidelines outline the requirements for each TDM plan and identifies the following for each TDM measure:

- Measure Requirements – describes the transportation amenity being provided, the amount/frequency of the amenity, and the property owner's responsibilities. Each TDM measure is assigned a point value between one and five. The higher the value the more effective the measure is a reducing vehicle travel
- Compliance Requirements – identifies the required actions and obligations of the applicant or property owner's for compliance with the TDM measure during the development review phase of the project
- TDM Plan Annual Progress Report – identifies the annual reporting requirement for the property owners of TDM coordinator, which include the number of employees participating in the plan (i.e., by measure) and the commute mode share of employees, along with other performance measures that demonstrate performance

The TDM Plan is required to include all required measures and a set of optional TDM measures that total to a minimum of 10 points.

Table 1 summarizes the measures included in the proposed project's TDM Plan. Consistent with the guidelines, the plan includes all required measures and 28 points of optional measures. A detailed description of the TDM measures is attached.

Table 1 – Proposed Project TDM Plan

TDM Category	TDM Measure	Required	Optional	Measure Points
Marketing and Promotion	Transportation Marketing Services	X		-
Bike Facilities	Short-Term Bicycle Parking		X	1
	Long-Term Bicycle Parking			2
	Improved Access to Bike Network			1
	Showers and Locker Rooms			3
On-Site Amenities	On-Site Cafe			3
Transit	Subsidized Transit Passes			3
Commuter Benefits	Shuttle Bus Service			5
	Carpooling Program			3
	Guaranteed Ride Home			4
Parking Facilities	Parking Cash Out Program			3
			Total	28

Source: Fehr & Peers, 2019

TDM+ was used to estimate a range of TDM reductions that could be expected from the TDM strategies like those listed in **Table 1**.

TDM+ incorporates the effects of numerous land use strategies as well as various travel incentives/disincentives. The VMT calculations applied in TDM+ are based on strategies identified in the California Air Resources Board's *Zero Carbon Buildings Study*, which in turn draws from the 2010 CAPCOA manual *Quantifying Greenhouse Gas Mitigation Measures*. These reductions are exclusive of built environment variables like land use mix and density, which are accounted for in our internalization estimate, developed using MXD+.

The TDM strategy reductions have been limited in effectiveness to only land uses where there is supporting research or case studies to support the reductions. The reductions reflect the suburban (single-family) environment of the project location.

TDM+ identified a range of overall reduction for the entire project between 4% and 31%. Based on this evaluation, the 15% reduction applied for the project analysis is achievable. The results of the TDM+ evaluation are attached.

Assembly Bill 900

Assembly Bill (AB) 900 allows qualifying leadership projects to expedite their environmental review process, upon signature of the Governor. In order to qualify as a leadership project, a project must demonstrate that it will achieve at least 15 percent greater transportation efficiency than comparable projects and will not result in any net additional greenhouse gas emissions, among other things. For the purposes of this analysis, transportation efficiency of the proposed project is compared to existing development and a comparable project.

Public Resources Code Section 21180 notes that transportation efficiency is the number of vehicle trips made by employees, visitors, or customers of the residential, retail, commercial, sports, cultural, entertainment, or recreational use project divided by the total number of employees, visitors, and customers. Vehicle miles traveled (VMT) is provided to support greenhouse gas emissions analysis.

Analysis Methodology

To calculate the transportation efficiency, we used local data and trip rates published in the Institute of Transportation Engineers (ITE) 10th Edition Trip Generation Manual to determine trip generation for both the existing and proposed project. **Table 2** displays the trip generation. Trip generation calculations are attached.

Table 2 – Trip Generation

Land Use (ITE Code)	Quantity	Vehicle Trip Rate							Vehicle Trips						
		Daily	AM			PM			Daily	AM			PM		
		Total	In	Out	Total	In	Out	Total	Total	In	Out	Total	In	Out	Total
Existing Development Trip Generation															
CNU Building (550)	109.8 ksf	26.04	0.84	0.25	1.09	0.37	0.80	1.17	2,859	92	28	120	41	87	128
Office (710)	76 ksf	9.74	1.00	0.16	1.16	0.18	0.97	1.15	740	76	12	88	14	73	87
Shopping Center (820)	68.5 ksf	37.75	0.58	0.36	0.94	1.83	1.98	3.81	2,586	40	24	64	125	136	261
Existing Trips									6,185	208	64	272	180	296	476
Internal Trips[3]									288	27	8	35	31	50	81
Pass By Trips[1]									89				43	46	89
Total Existing External Trips									**5,808**	**181**	**56**	**237**	**106**	**200**	**306**
Comparable Project (Buildout) Trip Generation															
Hospital and Supporting Uses (610)	733.3 ksf	10.72	0.61	0.28	0.89	0.31	0.66	0.97	7,861	444	209	653	227	484	708
Outpatient Clinic (610)	168.5 ksf	10.72	0.61	0.28	0.89	0.31	0.66	0.97	1,806	102	48	150	52	111	163
Medical Office (720)	100 ksf	34.80	2.17	0.61	2.78	0.97	2.49	3.46	3,480	217	61	278	97	249	346
CNU Building (550)	109.8 ksf	26.04	0.84	0.25	1.09	0.37	0.80	1.17	2,859	92	28	120	41	87	128
Dormitory[2]	300 beds	2.11	0.03	0.04	0.07	0.08	0.08	0.16	633	10	11	21	24	24	48
High-Turn Over Restaurant (932)	41.4 ksf	112.18	5.47	4.47	9.94	6.06	3.71	9.77	4,644	227	185	412	250	154	404
Retail (820)	51.4 ksf	37.75	0.58	0.36	0.94	1.83	1.98	3.81	1,940	30	18	48	94	102	196
Admin Office (710)	24 ksf	9.74	1.00	0.16	1.16	0.18	0.97	1.15	234	24	4	28	4	24	28
Proposed Project Trips									23,457	1,146	564	1,710	789	1,235	2,021
Internal Trips[3]									2,177	193	95	288	139	216	355
Pass By Trips[1]									174				108	66	174
Total Proposed Project External Trips									**21,106**	**953**	**469**	**1,422**	**542**	**953**	**1,492**

Notes:
[1] A 34% pass by trip reduction was applied to the existing shopping center during the PM peak hour. A 43% pass by trip reduction was applied to the proposed restaurant during the PM peak hour. Pass by reduction rates are based on data published in ITE's 3rd Edition *Trip Generation Handbook.*
[2] Trip rates for dormitories are based on data collected at two local privately operated student housing complexes.
[3] Internal trips were calculated using MXD+.
ksf = 1,000 square feet.
Source: Fehr & Peers, 2019

The number of employees, visitors, and customers was derived using a combination of data including information provided by CNU, trip generation, and average vehicle occupancy rates. **Table 3** displays the number of employees, visitors, and customers for both the existing development and proposed project at buildout.

Table 3 – Employee, Visitor and Customer Information	
Land Use	**Employee, Visitors, and Customers**
Existing Development	
CNU School Building	840
Office Building	400
Shopping Center	2,159
Total Employees, Visitors, and Customers	**3,399**
Proposed Project	
Hospital Employees	1,080
Nurses	840
Doctors	360
Patients	2,400
Visitors	3,000
CNU Students	1,200
CNU Staff	350
Retail	5,498
Total Employees, Visitors and Customers	**14,728**
Source: Fehr & Peers, 2019	

Transportation Efficiency

Daily trip generation and the number of employees, visitors, and customers were used to determine the transportation efficiency for the existing development and the proposed project at buildout. **Table 4** displays the results of the calculation. As shown, the proposed project will achieve at least 15% greater transportation efficiency than the comparable project. Therefore, the project complies with the AB 900 requirement.

Table 4 – Transportation Efficiency			
Development Scenario	**Daily Trips**	**Employees, Visitors and Customers**	**Transportation Efficiency Ratio**
Existing Development	5,808	3,399	1.71
Comparable Project (Buildout)	21,106	14,728	1.43
Proposed Project (With 15% TDM Reduction)	17,940	14,728	1.22
Source: Fehr & Peers, 2019			

Details of the transportation efficiency calculation, including the source of the employee, visitor, and customer estimates are attached.

Vehicle Miles Traveled

Vehicle miles of travel (VMT) for both the existing development and the proposed project by development phase. Moblie-sourced from StreetLight was used to obtain the average trip length for the existing CNU school building, the existing office building (ALLDATA), and the existing shopping center, as well as seven comparable hospitals and medical centers within the Sacramento region. **Table 5** displays the average trip length based on observed data on Mondays, Tuesdays, Wednesdays and Thursdays during March, April, September and October 2018.

Table 5 – Observed Daily Trip Counts and Daily Average Trip Lengths		
Location	**Number of Observations**	**Average Trip Length (Miles)**
Existing Development		
Existing CNU School Building	1,162	7.55
Existing Office Building	980	24.35
Existing Shopping Center	1,992	9.90
Comparable Hospitals		
Kaiser Permanente Roseville Medical Center	20,839	10.25
Kaiser Permanente South Sacramento Medical Center	17,148	8.75
Mercy General Hospital	7,119	11.05
Mercy Hospital of Folsom	2,075	11.35
Mercy San Juan Medical Center	10,948	10.20
Methodist Hospital of Sacramento	8,408	8.45
Sutter Roseville Medical Center	16,817	9.90
Hospital Weighted Average Trip Length		**9.78**
Source: StreetLight Data and Fehr & Peers, 2019		

The trip lengths were multiplied by the number of daily trips (excluding internal and pass by trips) provided to calculate average VMT. **Table 6** displays the VMT for the existing development and development phase for the comparable and proposed project. Detailed VMT calculations are attached.

Table 6 – Daily VMT by Development Phase		
Development Scenario		**VMT**
Existing Development		61,232
Comparable Project	Phase 1	102,607
	Phase 2	162,571
	Phase 3 (Buildout)	201,388
Proposed Project With 15% TDM Reduction	Phase 1	87,216
	Phase 2	138,185
	Phase 3 (Buildout)	171,180
Source: Fehr & Peers, 2019		

Detailed VMT calculations are attached.

Attachments

1. MARKETING AND PROMOTION

This measure category focuses on ensuring that employees are informed of the TDM Plan being implemented and understand all the available transportation amenities, services, and/or incentives.

TDM MEASURE	MEASURE REQUIREMENTS	COMPLIANCE REQUIREMENTS	MEASURE POINTS
Transportation Marketing Services	The building owner, in coordination with the building tenants, shall administer a comprehensive marketing and communication campaign which provides all tenants and employees at the project site with information about available transportation amenities, services, and/or incentives. Marketing services shall be provided by a TDM coordinator or a communications professional. Marketing services shall include, at a minimum, the following activities: 1. Promotions. The TDM coordinator or communications professional shall develop and deploy promotions to encourage the use of sustainable transportation modes. Marketing materials may include targeted messaging, communications campaigns, incentives (e.g., subsidized transit passes, employee parking cash out options), contests, and other creative strategies for existing and new employees. 2. Welcome Packets. New employees at the project site shall be provided with marketing information about the available transportation amenities, services, and/or incentives. For employees, the packet shall reflect options for major commute origins and offer one-on-one consultations.	The applicant or property owner shall provide the contact information for the provider of TDM marketing services, a description of qualifications, and a sample TDM Plan. City staff shall contact the designated provider and/or review the plan to verify that the applicant or property owner is prepared to offer marketing services in the time frame specified for project approval.	Required Measure

2. BIKE FACILITIES

This measure category encourages employees to use active modes of transportation to commute to and from work by providing convenient on-site amenities tailored to bike commuters.

TDM MEASURE	MEASURE REQUIREMENTS	COMPLIANCE REQUIREMENTS	MEASURE POINTS
Short-Term Bicycle Parking	For new office buildings, provide secure bicycle parking for five percent of the vehicular parking spaces being added, with a minimum of one space. Acceptable parking facilities shall be conveniently located near the building entrance and meet the requirements in 23.58.090 (D)(1) of the Elk Grove Municipal Code.	The applicant or property owner shall submit plans during the development review stage that identify the location and number of short-term bicycle parking spaces.	1
Long-Term Bicycle Parking	For new office buildings, provide secure bicycle parking for five percent of the vehicular parking spaces being added, with a minimum of one space. Acceptable parking facilities shall be conveniently located near the building entrance and shall meet one of the following: 1. Covered, lockable enclosures with permanently anchored racks for bicycles; 2. Lockable bicycle rooms with permanently anchored racks; or 3. Lockable, permanently anchored bicycle lockers.	The applicant or property owner shall submit plans during the development review stage that identify the location and number of long-term bicycle parking spaces.	2
Improved Access to Bike Network	The project shall design features which improve pedestrian and bicycle connectivity consistent with the City's Bicycle, Pedestrian, and Trails Master Plan and related planning efforts. The applicant shall provide pathways that are a minimum of 10 feet in width that allow pedestrians and cyclists to connect from adjacent roadways, bike lanes and sidewalks to the main entrance of a building(s). Applicants shall demonstrate, as part of the site design plans, that the proposed project includes pedestrian and bicycle infrastructure and connections to existing facilities.	The applicant or property owner shall submit plans during the development review stage that identify improved access to the City's bike network in the site designs.	1
Showers and Locker Rooms	For new office buildings, projects shall provide at least one shower and six clothes lockers for every 30 Bicycle Parking spaces, but no fewer than one shower and six clothes lockers.	The applicant or property owner shall submit plans during the development review stage that identify the location and number of showers and clothes lockers. City staff shall review the proposed plan to ensure that the included showers and clothes lockers meet the measure requirements.	3

3. On-Site Amenities

This measure category provides a set of on-site design features and amenities that assist employees in reducing single-occupancy vehicle trips during the workday.

TDM Measure	Measure Requirements	Compliance Requirements	Measure Points
On-Site Cafe	For new office buildings, projects shall provide an on-site café with full coffee and lunch menu services to help reduce coffee break and lunchtime vehicle trips.	The applicant or property owner shall submit information about the potential providers for the on-site cafe and a description of the services that would be offered at the project site. Information shall be submitted during the development review stage.	3

4. Transit Measures

This measure category incentivizes employees that use transit as their primary commute mode. Transit measures shall only be included in the TDM Plan if the project site is located within 1/2 miles from a transit stop.

TDM Measure	Measure Requirements		Measure Points
Subsidized Transit Passes	Provide free or subsidized monthly transit passes for on-site employees. Transit pass subsidies shall provide a minimum of $50 of monthly transit costs per employee. Publicize the availability of free or subsidized transit passes to employees through the new employee welcome package.	The applicant or property owner shall provide information on the method in which employees would be reimbursed or compensated for monthly transit costs and how this process would be managed for building tenants. This information will be verified by City staff before certificate of occupancy issuance.	3

5. Commuter Benefits

This measure category provides a set of commuter services and incentives that encourage employees to commute using modes other than single-occupancy vehicles.

TDM Measure	Measure Requirements		Measure Points
Vanpool Program	The property owner shall implement an employer or building manager-sponsored vanpool program. The vanpool program would provide service between the project site and general locations where vanpool users live. The property owner shall purchase or lease vans for employee use and pay for mileage and maintenance of the vehicles. See Sac Region 511 website for vanpool incentives.	The applicant or property owner shall provide information on the method in which employees would be reimbursed or compensated for monthly vanpool costs and how this process would be managed for building tenants. This information will be verified by City staff before certificate of occupancy issuance.	4
Carpooling Program	Promote and provide discounts for employees who use rideshare services such as Waze Carpool, UberPOOL, and LyftLine	The applicant or property owner shall provide information on the method in which employees would be reimbursed or compensated for discounts when using rideshare services and how this process would be managed for building tenants. This information will be verified by City staff before certificate of occupancy issuance.	3
Bikeshare Program	Promote and provide discounts for employees who use bike or scooter share services, such as Gotcha, JUMP, SPIN, Lime, or other such services. Provide docks or other designated parking/storage area for the service on-site.	The applicant or property owner shall provide information on the method in which employees would be reimbursed or compensated for discounts when using these services and how this process would be managed for building tenants. This information will be verified by City staff before certificate of occupancy issuance.	1

TDM MEASURE	MEASURE REQUIREMENTS		MEASURE POINTS
Shuttle Bus Service	The applicant shall provide a service plan describing the hours of operation, stop location(s), routes, and headways for the shuttle service. The applicant or property owner shall also submit plans that identify the location and dimensions of potential shuttle stops at the project site and the proposed destination(s) stops. The plans shall identify any other relevant information that may be helpful in understanding potential conflicts at the proposed shuttle stop locations (e.g., proximity to transit stops, crosswalks).	The applicant or property owner shall submit a detailed service plan for the shuttle bus service which must be finalized and approved by the City before certificate of occupancy issuance.	5
Guaranteed Ride Home	The applicant shall submit a service plan describing the services provided by a Guaranteed Ride Home program. See Sacramento TMA for opportunity to participate in an existing program. Participants must pre-register in the program at no additional cost to the employee or employer and are eligible to use the Guaranteed Ride Home program as long as they have used a qualified commute alternative on the day they need assistance. 1. Qualified commute alternatives include carpool, vanpool, shuttles, transit, bicycling, and walking, and commute apps that are specifically for carpooling (such as Scoop and Waze Carpool). 2. Non-qualified commute alternatives include driving alone, motorcycles, and Transportation Network Companies/ride-hailing apps (such as Uber or Lyft) 3. Emergency-related side trips – such as picking up a sick child from school or getting a prescription filled at a pharmacy – are permitted. 4. Participants can be reimbursed a maximum of six times per calendar year (January-December).	The applicant or property owner shall submit a detailed service plan for the Guaranteed Ride Home program which must be finalized and approved by the City before certificate of occupancy issuance.	4

6. PARKING FACILITIES

This measure category focuses on discouraging trips made by private vehicles (particularly single occupancy vehicles) by controlling the supply of accessory parking spaces. Parking Facility measures shall only be included in the TDM Plan if the project site is located within 1/2 miles from a transit stop.

TDM MEASURE	MEASURE REQUIREMENTS		MEASURE POINTS
Parking Cash Out Program	Any tenant employer that subsidizes parking for its employees shall provide all employees with a choice of forgoing any subsidized/free parking for a cash payment equivalent to the cost of the parking space to the employer. Employers shall promote the program to all employees eligible to receive parking at a subsidized level.	The applicant, property owner, or TDM coordinator shall provide City staff with a signed letter agreeing to distribute the TDM Plan, including provisions for the Parking Cash Out Program, via new employee packets, tenant lease documents, and/or deeds. This information shall be submitted during the development review stage.	3
Unbundled Parking Requirement	50 percent of project parking spaces shall be leased or sold separately as part of the tenant or lease agreement rental so that tenants have the option of renting or buying a parking space at an additional cost, and would, thus, experience cost savings if they opt not to rent or purchase parking.	The applicant, property owner, or TDM coordinator shall submit a signed letter agreeing to distribute the TDM Plan, including provisions for the unbundled parking requirements as part of tenant lease documents, and/or deeds. This information shall be submitted during the development review stage.	3

TDM Reduction Summary Report: CNU Elk Grove Hospital				
Overall VMT Reduction: 4% to 31%				
	VMT % Reduction by Land Use			
Parking				
Parking1A: Increased Off-Street Fees				
Parking1B: Increased On-Street Fees				
Parking1D: Unbundled Parking				
Parking1E: Pay-as-you-Go Parking Rates				
Parking 2: Parking Supply				
Transit				
Transit 1: Subsidies	up to 2%	-	-	-
Transit 2A: Transit Frequency				
Transit 2B: Transit Coverage				
Transit 3A: Private Point-to-Point Shuttles	1% to 9%	up to 9%	up to 9%	up to 9%
Transit 3B: Last Mile Shuttle	up to 5%	up to 5%	up to 5%	up to 5%
Commute Programs				
Commute 1A: Commuter Incentives				
Commute 2: Commute Marketing Program	3% to 13%	3% to 13%	3% to 13%	3% to 13%
Commute 3: ERH	up to 1%	-	-	-
Commute 4: TNC Partnerships	up to 1%	-	-	-
Bike and Walk				
BikeWalk1: Secure Parking	up to 1%	up to 1%	up to 1%	up to 1%
BikeWalk2: Showers & Lockers	up to 1%	up to 1%	up to 1%	up to 1%
BikeWalk3: End of Trip Repair Stations	up to 1%	up to 1%	up to 1%	up to 1%
BikeWalk 4: Pedestrian-Oriented Design	up to 2%	up to 2%	up to 2%	up to 2%
BikeWalk 5: Bikeshare System & Subsidies				
Rideshare				
Rideshare 1: Carpool/Vanpool Incentives				
Rideshare 2: Ridematch Program	up to 6%	up to 6%	up to 6%	up to 6%
Rideshare 3: Carshare	up to 1%	up to 1%	up to 1%	up to 1%
Rideshare 4: Carshare Subsidy				
Total				
Total of all Measures	6% to 35%	3% to 29%	3% to 29%	3% to 31%

Trip Generation - Proposed Project (Phase 2)															
Land Use (ITE Code)	Quantity (ksf and beds for dorms)	Vehicle Trip Rate							Vehicle Trips						
		Daily	AM			PM			Daily	AM			PM		
			In	Out	Total	In	Out	Total		In	Out	Total	In	Out	Total
Hospital and Supporting Uses* (610)	596.8	10.72	0.61	0.28	0.89	0.31	0.66	0.97	6,398	361	170	531	227	394	708
CNU School Building (550)	109.8	26.04	0.84	0.25	1.09	0.37	0.80	1.17	2,859	92	28	120	41	87	128
Office (710)	76	9.74	1.00	0.16	1.16	0.18	0.97	1.15	740	76	12	88	14	73	87
Shopping Center (820)	26.2	37.75	0.58	0.36	0.94	1.83	1.98	3.81	989	15	9	25	48	52	100
Proposed Project Trips									**10,986**	**544**	**219**	**764**	**330**	**606**	**1,023**
Internal Trips									**875**	**78**	**32**	**111**	**86**	**84**	**267**
Proposed Pass By Trips***									**43**				**21**	**22**	**43**
Total Project Trips									**10,068**	**466**	**187**	**653**	**223**	**500**	**713**

*Includes 29 ksf data center

***43% of PM peak hour trips for proposed restaurant and 34% of PM peak hour trips for existing Shopping Center were removed from daily totals to account for pass by trips during the PM peak hours. Daily pass by percentages were not available. Shopping center pass by was not applied to proposed retail as the proposed retail will be primarily geared towards students.

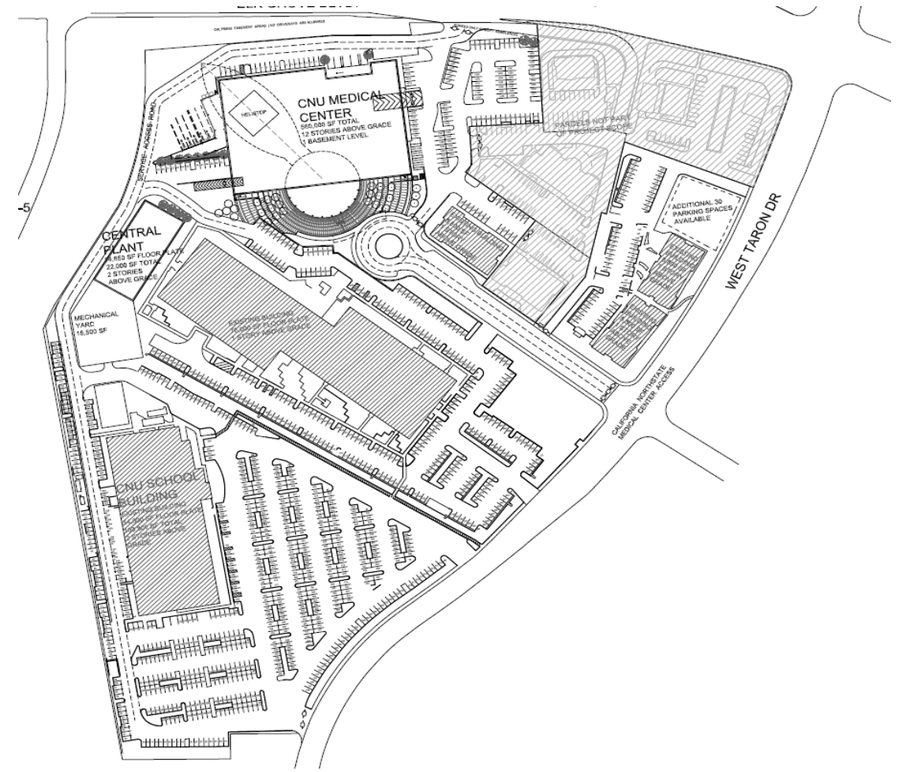

560000	700000
22000	28800
15500	

Trip Generation - Proposed Project (Phase 2)															
Land Use (ITE Code)	Quantity (ksf and beds for dorms)	Vehicle Trip Rate							Vehicle Trips						
		Daily	AM			PM			Daily	AM			PM		
			In	Out	Total	In	Out	Total		In	Out	Total	In	Out	Total
Hospital and Supporting Uses* (610)	733.3	10.72	0.61	0.28	0.89	0.31	0.66	0.97	7,861	444	209	653	227	484	708
Outpatient Clinic (610)	168.5	10.72	0.61	0.28	0.89	0.31	0.66	0.97	1,806	102	48	150	52	111	163
Medical Office Building (720)	100	34.80	2.17	0.61	2.78	0.97	2.49	3.46	3,480	217	61	278	97	249	346
CNU School Building (550)	109.8	26.04	0.84	0.25	1.09	0.37	0.80	1.17	2,859	92	28	120	41	87	128
Retail (820)	51.4	37.75	0.58	0.36	0.94	1.83	1.98	3.81	1,940	30	18	48	94	102	196
Retail (820)	17.6	37.75	0.58	0.36	0.94	1.83	1.98	3.81	664	10	6	17	32	35	67
Proposed Project Trips									**18,610**	**895**	**370**	**1,266**	**543**	**1,068**	**1,608**
Internal Trips									**1,301**	**115**	**48**	**164**	**59**	**115**	**174**
Proposed Pass By Trips* **									**113**				**54**	**59**	**113**
Total Project Trips									**17,196**	**780**	**322**	**1,102**	**430**	**894**	**1,321**

*Includes 29 ksf data center

***43% of PM peak hour trips for proposed restaurant and 34% of PM peak hour trips for existing Shopping Center were removed from daily totals to account for pass by trips during the PM peak hours. Daily pass by percentages were not available. Shopping center pass by was not applied to proposed retail as the proposed retail will be primarily geared towards students.

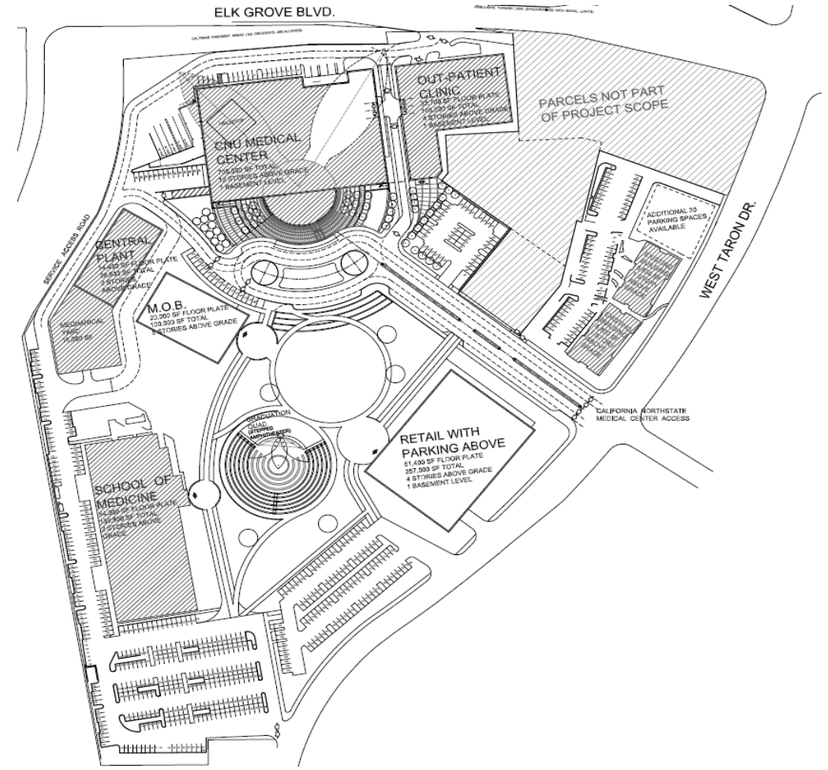

Trip Generation - Existing and Proposed Project (Buildout)

	Land Use (ITE Code)	Quantity (ksf and beds for dorms)	Vehicle Trip Rate							Vehicle Trips						
			Daily	AM			PM			Daily	AM			PM		
				In	Out	Total	In	Out	Total		In	Out	Total	In	Out	Total
Proposed Land Use	Hospital and Supporting Uses* (610)	733.3	10.72	0.61	0.28	0.89	0.31	0.66	0.97	7,861	444	209	653	227	484	708
	Outpatient Clinic (610)	168.5	10.72	0.61	0.28	0.89	0.31	0.66	0.97	1,806	102	48	150	52	111	163
	Medical Office Building (720)	100	34.80	2.17	0.61	2.78	0.97	2.49	3.46	3,480	217	61	278	97	249	346
	CNU School Building (550)	109.8	26.04	0.84	0.25	1.09	0.37	0.80	1.17	2,859	92	28	120	41	87	128
	Dormitory**	300	2.11	0.03	0.04	0.07	0.08	0.08	0.16	633	10	11	21	24	24	48
	High-Turn Over Sit Down Restaurant (932)	41.4	112.18	5.47	4.47	9.94	6.06	3.71	9.77	4,644	227	185	412	250	154	404
	Retail (820)	51.4	37.75	0.58	0.36	0.94	1.83	1.98	3.81	1,940	30	18	48	94	102	196
	Admin (710)	24	9.74	1.00	0.16	1.16	0.18	0.97	1.15	234	24	4	28	4	24	28
	Proposed Project Trips									**23,457**	**1,146**	**564**	**1,710**	**789**	**1,235**	**2,021**
	Internal Trips									**2,177**	**193**	**95**	**288**	**139**	**216**	**355**
	Proposed Pass By Trips* **									**174**				**108**	**66**	**174**
	Total Project Trips									**21,106**	**953**	**469**	**1,422**	**542**	**953**	**1,492**
Existing Land Use	CNU School Building (550)	109.8	26.04	0.84	0.25	1.09	0.37	0.80	1.17	2,859	92	28	120	41	87	128
	Office (710)	76	9.74	1.00	0.16	1.16	0.18	0.97	1.15	740	76	12	88	14	73	87
	Shopping Center (820)	68.5	37.75	0.58	0.36	0.94	1.83	1.98	3.81	2,586	40	24	64	125	136	261
	Existing Trips									**6,185**	**208**	**64**	**272**	**180**	**296**	**476**
	Internal Trips									**288**	**27**	**8**	**35**	**31**	**50**	**81**
	Existing Pass By Trips* **									**89**				**43**	**46**	**89**
	Total Existing Trips									**5,808**	**181**	**56**	**237**	**106**	**200**	**306**
	Net New Project Trips									**15,298**	**772**	**413**	**1,185**	**436**	**753**	**1,186**

*Includes 29 ksf data center

**Based on data collected at two local privately operated student housing apartment complexes. One was located on UC Davis and the other was within one mile of the UC Davis core campus

***43% of PM peak hour trips for proposed restaurant and 34% of PM peak hour trips for existing Shopping Center were removed from daily totals to account for pass by trips during the PM peak hours. Daily pass by percentages were not available. Shopping center pass by was not applied to proposed retail as the proposed retail will be primarily geared towards students.

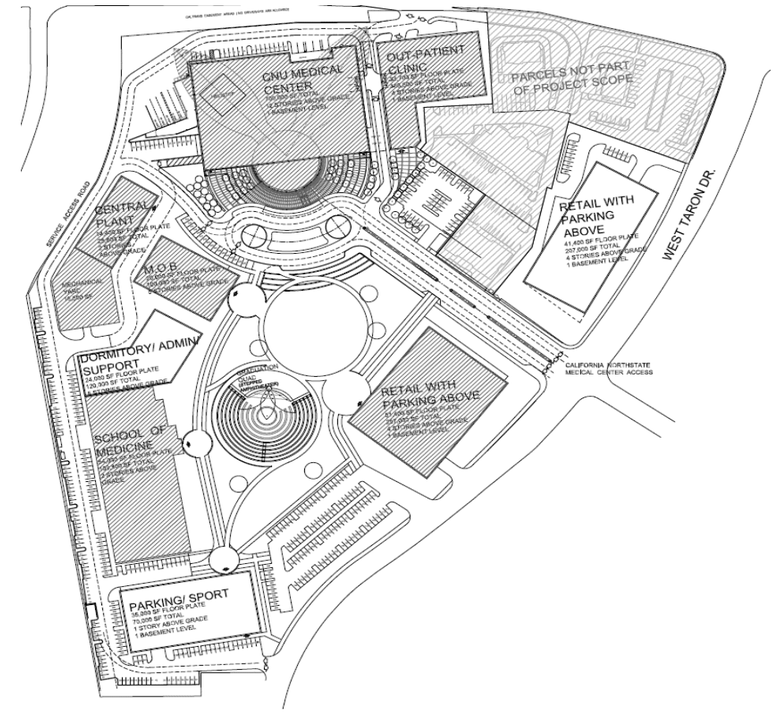

Transportation Efficiency

Scenario	Daily Trips	Employees, Visitors, Customers	Efficiency Ratio
Existing Conditions	5,808	3,399	1.71
Comparable Project	21,106	14,728	1.43
Proposed Project (With TDM Reductions)	17,940	14,728	1.22

Existing Conditions		**Source**
CNU	840	Provided by Client
Office	400	Provided by Client
Retail Employees/Visitors	2,159	Daily Trips/2*Average Occupancy
Total	**3,399**	

Proposed Project (Buildout)		
Hospital Employees	1,080	Provided by Client
Nurses	840	Provided by Client
Doctors	360	Provided by Client
Patients	2,400	Provided by Client
Visitors	3,000	Provided by Client
CNU Students	1,200	Provided by Client
CNU Staff	350	Provided by Client
Retail Employees/Visitors	5,498	Daily Trips/2*Average Occupancy
Total	**14,728**	

Average Vehicle Occupancy 1.67

Federal Highway Administration (FHWA), 2017 NHTS Weighted Vehicle Occupancy Factors

https://www.fhwa.dot.gov/policyinformation/nhstable.cfm

VMT - Existing Conditions

	Daily Trips	Daily (With Internal Trip Adjustment)*	Average Trip Length	VMT
CNU School	2,859	2,685	7.6	20,272
Office	740	695	24.4	16,923
Retail	2,586	2,428	9.9	24,037
Total	6,185	5,808		**61,232**

VMT - Proposed Project (Phase 1)

	Daily Trips	Daily (With Internal Trip Adjustment)*	Average Trip Length	VMT
Hospital / Data Center / Outpatient Clinic / MOB / Admin	6,398	5,863	9.8	57,341
CNU School	2,859	2,620	7.6	19,781
Office	740	678	24.4	16,513
Retail/Restaurant	989	906	9.9	8,973
Total	10,986	10,068		**102,607**

*Internalization based on MXD+

VMT - Proposed Project (Phase 1 - With TDM Reductions)

	Daily Trips	Daily (With Internal Trip Adjustment)*	Average Trip Length	VMT
Hospital / Data Center / Outpatient Clinic / MOB / Admin	5,438	4,984	9.8	48,740
CNU School	2,430	2,227	7.6	16,814
Office	629	576	24.4	14,036
Retail/Restaurant	841	770	9.9	7,627
Total	9,338	8,557		**87,216**

*Internalization based on MXD+

VMT - Existing Conditions

	Daily Trips	Daily (With Internal Trip Adjustment)*	Average Trip Length	VMT
CNU School	2,859	2,685	7.55	20,272
Office	740	695	24.35	16,923
Retail	2,586	2,428	9.90	24,037
Total	6,185	5,808		**61,232**

VMT - Proposed Project (Phase 2)

	Daily Trips	Daily (With Internal Trip Adjustment)*	Average Trip Length	VMT
Hospital / Data Center / Outpatient Clinic / MOB / Admin	13,147	12,148	9.78	118,806
CNU School	2,859	2,642	7.55	19,945
Dorms		-	9.78	-
Retail/Restaurant	2,604	2,406	9.90	23,820
Total	18,610	17,196		**162,571**

*Internalization based on MXD+

VMT - Proposed Project (Phase 2 - With TDM Reductions)

	Daily Trips	Daily (With Internal Trip Adjustment)*	Average Trip Length	VMT
Hospital / Data Center / Outpatient Clinic / MOB / Admin	11,175	10,326	9.78	100,985
CNU School	2,430	2,245	7.55	16,953
Dorms	-	-	9.78	-
Retail/Restaurant	2,213	2,045	9.90	20,247
Total	15,819	14,616		**138,185**

*Internalization based on MXD+

VMT - Existing Conditions

	Daily Trips	Daily (With Internal Trip Adjustment)*	Average Trip Length	VMT
CNU School	2,859	2,685	7.55	20,272
Office	740	695	24.35	16,923
Retail	2,586	2,428	9.90	24,037
Total	6,185	5,808		**61,232**

VMT - Proposed Project (Buildout)

	Daily Trips	Daily (With Internal Trip Adjustment)*	Average Trip Length	VMT
Hospital / Data Center / Outpatient Clinic / MOB / Admin	13,381	12,040	9.78	117,748
CNU School	2,859	2,572	7.55	19,422
Dorms*	633	570	9.78	5,570
Retail/Restaurant	6,584	5,924	9.90	58,648
Total	23,457	21,106		**201,388**

*Internalization based on MXD+

VMT - Proposed Project (Buildout - With TDM Reductions)

	Daily Trips	Daily (With Internal Trip Adjustment)*	Average Trip Length	VMT
Hospital / Data Center / Outpatient Clinic / MOB / Admin	11,374	10,234	9.78	100,086
CNU School	2,430	2,187	7.55	16,508
Dorms*	538	484	9.78	4,735
Retail/Restaurant	5,596	5,035	9.90	49,851
Total	19,938	17,940		**171,180**

*Internalization based on MXD+

CALIFORNIA NORTHSTATE UNIVERSITY

December 3, 2019

Scott Morgan, Deputy Director of Administration, State Clearinghouse Director
Governor's Office of Planning and Research
1400 Tenth Street
Sacramento, California 95814

Subject: California Northstate University Medical Center Project – LEED and Transportation Demand Management Plan Commitment

Dear Mr. Morgan:

I am writing to inform the Governor's Office of Planning and Research that California Northstate University (CNU) has submitted an Application for the California Northstate University Medical Center Project (Project) seeking certification of the Project as an Environmental Leadership Development Project (ELDP) pursuant to AB 900, the Jobs and Economic Improvement through Environmental Leadership Act of 2011, as amended effective January 1, 2018, and codified in Public Resources Code Section 21178 et. seq.

As part of its Application, CNU commits to meeting the following requirements:

- CNU agrees to a binding commitment to delay operating the Project until it receives LEED Gold certification or better as required under Public Resources Code Section 21180(b). A Gold level certification target under the LEED rating system for Healthcare version 4 will encourage design and construction decisions meant to protect surrounding ecosystems, reduce energy use, water use, and GHG emissions, create healthier indoor environments, and promote environmental- and health-conscious sourcing of construction materials, all through an integrated design process.

  Achieving LEED Gold certification requires obtaining at least 60 points in eight categories: Integrative Process, Location & Transportation, Sustainable Sites, Energy & Atmosphere, Water Efficiency, Materials & Resources, Indoor Environmental Quality, Innovation, and Regional Priority. The result is a positive impact on resource conservation, the built environment, and the local community.

  LEED provides a level of flexibility for a project to choose the exact credits and project features. At the time of this Application, the exact LEED credits and project features that will be selected to achieve LEED Gold certification have not yet been finalized. However, some of the design features that are anticipated for contributing to the achievement of LEED Gold certification are listed below under their respective LEED categories:

  Integrative Process
  - The design team studied energy and water strategies during early design phases and held a four-hour-long integrated design team charrette, including the architect, owner, LEED consultant, and designers from lighting, MEP, civil, landscape, and structural scopes of work.

  Location & Transportation
  - The Project is located on a previously developed site.
  - The campus will provide bicycle storage and shower facilities.
  - Parking for the new building will have preferred parking areas for electric vehicles and charging infrastructure. This would include 166 electric vehicle parking spaces with chargers.

  Sustainable Sites
  - The sponsor plans to offset the development area with an off-site habitat protection project.

- Low-impact development rainwater management strategies will be used to manage runoff from the developed site for the 95th percentile of regional or local rainfall events.
- Rooftops and landscaping will use light colored materials meeting solar reflectance and low albedo requirements to reduce heat island effects.
- Exterior lighting will be directed downwards and shielded to prevent excessive light pollution.
- The new building includes access for patients, visitors, and staff to outdoor landscaped areas that serve as places of respite.

Water Efficiency

- Reduction of water use by 30-40 percent compared to a typical healthcare development will be achieved through the use of low-flow fixtures, cooling tower efficiency, and drought-tolerant landscaping.
- Water metering to track highest demand end uses will help maintenance and operations staff detect malfunctions.

Energy and Atmosphere

- Reduction of energy use by 7 percent compared to a typical healthcare development will be achieved through the use of higher efficiency condensing boilers, variable frequency drives (VFD) cooling tower fan controls, light-emitting diode (LED) lighting, and other energy conservation measures.
- Integrated rooftop photovoltaic panels will be used to produce on-site renewable energy.
- Enhanced commissioning will be used to verify installed systems are working as intended upon construction completion and start-up of operations.

Materials & Resources:

- Construction and demolition waste management strategies will be used to divert at least 50 percent of total construction and demolition materials from landfills.
- Whole building life-cycle assessment will be conducted to help identify strategies to reduce environmental impacts embodied in materials, such as reducing the amount of cement in concrete.
- Several building product disclosure documents will be included in the materials specifications.
- All LED lighting eliminates potential mercury contamination, while lead, copper, and cadmium will be avoided except where necessary for radiation and magnetic resonance imaging (MRI) shielding.
- Partitions, casework, and spaces will be designed for future flexibility.

Indoor Environmental Quality

- Low-emitting materials will be installed.
- Indoor air quality will be regularly tested.
- High level of individual controls will be used to provide lighting and thermal comfort for patients and staff.
- High number of patient rooms will offer quality views.

Innovation

- The Project team will select many credits from among the Innovation Catalog, Pilot Credits Catalog, or other innovative project design or construction achievements to improve environmental performance.

Regional Priority

- Extra points awarded for strategies that warrant extra consideration, due to a project design addressing local stresses on the environment, include:
  - Sourcing of raw materials
  - Rainwater management
  - Outdoor water use reduction
  - Indoor water use reduction

- CNU commits to meeting the requirement set forth in Public Resources Code Section 21183(c), which requires that the Project demonstrate that it will achieve at least 15 percent greater transportation efficiency than comparable projects in the City in the following manner:

1. Prior issuance of building permits, the Applicant shall develop and submit a TDM Plan to the City of Elk Grove for review. The TDM Plan shall be reviewed by City staff and finalized and approved prior to certificate of occupancy issuance.

2. The TDM Plan shall be developed according to the City of Elk Grove Transportation Demand Management Plan Guidelines; and thus, shall comply with the following requirements:

   Measure Requirements. Each measure is described in a level of detail which allows the applicant to adhere to the requirements of the measure while providing flexibility for implementation for individual projects. The measure includes a description of the transportation amenity being provided, the amount/frequency of this amenity, and the property owner's responsibilities.

   Compliance Requirements. Compliance information is provided that specifies the required actions and obligations of the applicant or property owner's for compliance with the TDM measure during the development review phase of the project.

   TDM Plan Requirements. To develop a successful TDM strategy, a TDM Plan should include a variety of measures which work in conjunction to form a comprehensive strategy. The TDM Guidelines include a variety of both required and optional measures to be included in the final TDM Plan. The required measure shall be included in all TDM Plans submitted to the City. Each optional TDM measure is assigned a point value based on its importance and effectiveness. The TDM Plan submitted by the Applicant to the City shall include all required measures and a set of optional measures that total a minimum of 28 points, as detailed in the AB 900 Transportation Analysis for the Project conducted by Fehr & Peers (see Appendix B of the application). The City already requires a 15 reduction in local commute traffic that would apply to comparable projects located in the City as part of its TDM requirements. With implementation of the proposed TDM Plan, the proposed Project will commit to at least a 30 percent transportation efficiency to achieve a 15 percent or greater transportation efficiency than a comparable project located in the City.

   TDM Plan Annual Progress Report. The CNU TDM coordinator is required to submit annual progress reports on implementation of the TDM Plan beginning one year after the date of TDM Plan approval by the City. If the responsible party fails to submit an annual report demonstrating implementation of the TDM Plan within sixty days following the established date for annual report submittal, an administrative citation will be issued pursuant to Elk Grove Municipal Code Chapter 1.12. Projects which have made a good faith effort to carry out the provisions of the plan as determined by the TDM administrator and/or

have achieved significant VMT reductions shall be recognized for their accomplishments by the City. The required items to be included in the Annual Progress Report are:

1. Contact information of TDM coordinator
2. Sample of marketing materials provided to new employees about the TDM program
3. Number of employees participating in each TDM measure offered to employees
4. Commute mode share of employees at the project site
5. Other information demonstrating implementation of specific TDM measures

3. The following TDM measures were accounted for in the AB 900 Application for the purposes of increasing transportation efficiency; and thus, at a minimum, shall be implemented and are included as commitments in this letter.

   a. Transportation Marketing Services
   b. Short-Term Bicycle Parking
   c. Long-Term Bicycle Parking
   d. Improved Access to Bike Network
   e. Showers and Locker Rooms
   f. On-Site Café
   g. Subsidized Transit Passes
   h. Shuttle Bus Service
   i. Carpooling Program
   j. Guaranteed Ride Home
   k. Parking Cash Out Program

The TDM Plan commitments outlined in this letter will be incorporated into the Project's Environmental Impact Report (EIR) as Project design features or mitigation measures. The Applicant shall agree to comply with all Project design features and mitigation measures contained in the EIR through the Project's Mitigation Monitoring and Reporting Program, which represents a binding and enforceable agreement with the lead agency, the City of Elk Grove.

Sincerely,

Alvin Cheung, PharmD, MHSA
President & CEO
California Northstate University, LLC

cc: Sarah Kirchgessner, City of Elk Grove

SACRAMENTO METROPOLITAN
AIR QUALITY
MANAGEMENT DISTRICT

Larry Greene
AIR POLLUTION CONTROL OFFICER

July 17, 2020

SENT VIA E-MAIL ONLY

Hannah Kornfeld, AICP
Ascent Environmental, Inc
455 Capitol Mall, Suite 300
Sacramento, CA 95814
Hannah.Kornfeld@AscentEnvironmental.com

Subject: **California Northstate University Medical Center Campus-Operational Air Quality Mitigation Plan**

Dear Mr. Kornfield

Air District staff have had an opportunity to review the *California Northstate University Medical Center Campus (CNU) Air Quality Mitigation Memo* and the *Operational Air Quality Mitigation Plan (AQMP) / Greenhouse Gas Reduction Plan (GHGRP) Form.* Thank you for utilizing the AQMP/GHGRP form.

District staff have confirmed the CNU AQMP's technical adequacy and anticipate that the project, by implementing the CNU AQMP, will achieve a reduction in criteria pollutants by 15% or more when compared to a baseline scenario.

If you have questions or would like to further discuss this project, please contact me at jhurley@airquality.org or 916-874-2694.

Sincerely,

-JJ Hurley

Joseph J. Hurley
Planner/Analyst

Cc: Paul Philley, Program Supervisor