Vibration Site VP-A: Leroy Street and Bolero Lane – SR 2 to LAUS

1/3-Octave Band Transfer Mobility Coefficients – Site VP-A

Coefficients	6.3 Hz	8 Hz	10 Hz	12.5 Hz	16 Hz	20 Hz	25 Hz	31.5 Hz	40 Hz	50 Hz	63 Hz	80 Hz	100 Hz	125 Hz	160 Hz	200 Hz
A	63.7	56.8	44.0	39.5	33.1	43.9	71.3	78.6	81.3	82.5	86.0	81.8	87.3	103.2	118.4	106.7
B	-20.7	-18.6	-12.7	-8.7	-3.3	-4.5	-16.1	-19.7	-20.9	-23.0	-27.1	-27.9	-34.2	-46.3	-58.3	-55.6
C	0.0	0.0	0.0	0.0	0.0	0.0	0.0	0.0	0.0	0.0	0.0	0.0	0.0	0.0	0.0	0.0

$$TM = A + B * \log(dist) + C * \log(dist)^2$$

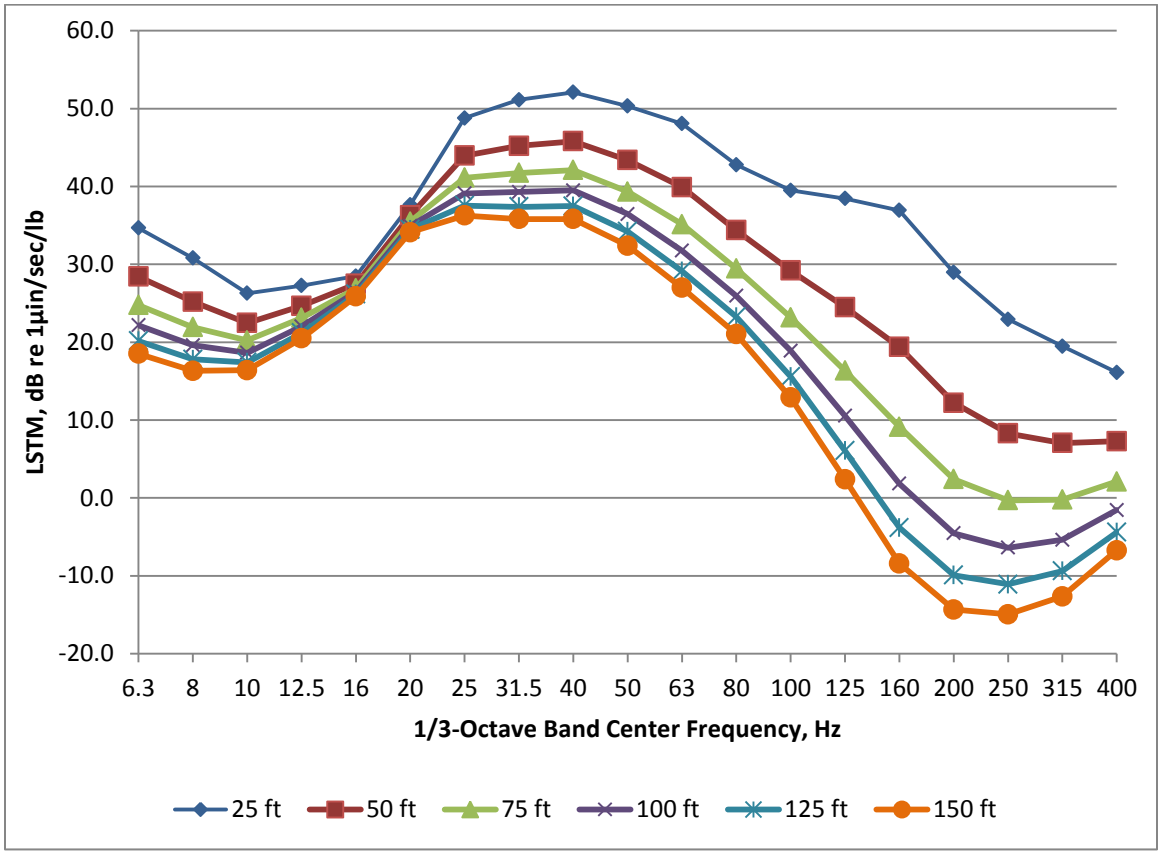

Vibration Site VP-B: Chaucer Street and Via Molina – SR 2 to LAUS (A/B)

1/3-Octave Band Transfer Mobility Coefficients – Site VP-B

Coefficients	6.3 Hz	8 Hz	10 Hz	12.5 Hz	16 Hz	20 Hz	25 Hz	31.5 Hz	40 Hz	50 Hz	63 Hz	80 Hz	100 Hz	125 Hz	160 Hz	200 Hz
A	70.4	53.2	50.9	48.2	48.3	47.3	7.5	-18.2	52.3	23.1	34.8	-17.6	-32.0	-111.5	-130.8	-11.5
B	-23.0	-14.9	-13.1	-9.2	-8.4	-6.0	45.0	78.2	3.7	32.3	24.3	78.4	94.7	179.7	205.9	71.7
C	0.0	0.0	0.0	0.0	0.0	0.0	-15.4	-25.7	-7.2	-15.3	-15.3	-30.8	-36.8	-61.3	-71.6	-36.5

$$TM = A + B * \log(dist) + C * \log(dist)^2$$

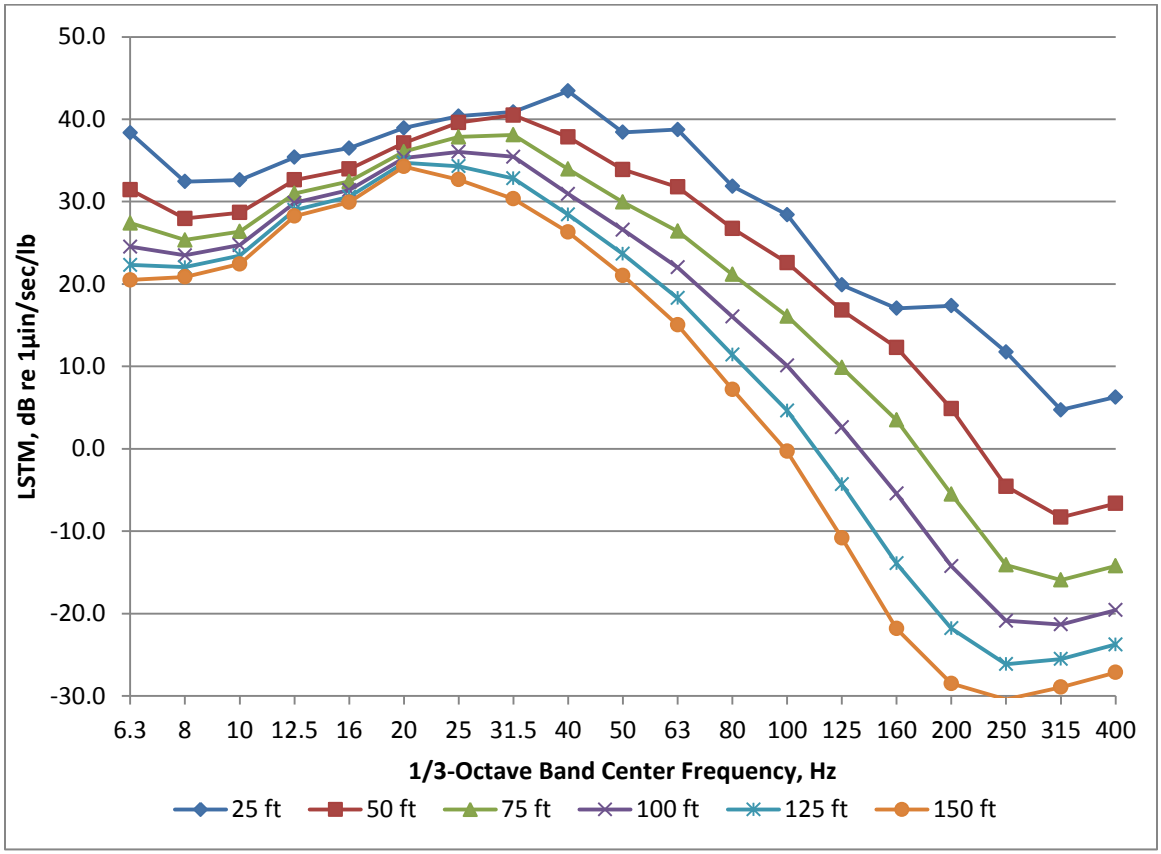

Vibration Site VP-C: 3026 Casitas Avenue – Alameda Avenue to SR 2 (A/B)

1/3-Octave Band Transfer Mobility Coefficients – Site VP-C

Coefficients	6.3 Hz	8 Hz	10 Hz	12.5 Hz	16 Hz	20 Hz	25 Hz	31.5 Hz	40 Hz	50 Hz	63 Hz	80 Hz	100 Hz	125 Hz	160 Hz	200 Hz
A	27.2	29.7	30.8	37.8	39.4	47.5	55.9	67.1	81.8	86.4	84.4	76.6	74.5	67.4	62.8	67.0
B	-1.0	-4.0	-2.0	-4.1	-4.7	-8.6	-11.7	-17.5	-24.3	-26.9	-27.5	-26.7	-26.9	-26.5	-27.4	-33.6
C	0.0	0.0	0.0	0.0	0.0	0.0	0.0	0.0	0.0	0.0	0.0	0.0	0.0	0.0	0.0	0.0

$$TM = A + B * \log(dist) + C * \log(dist)^2$$

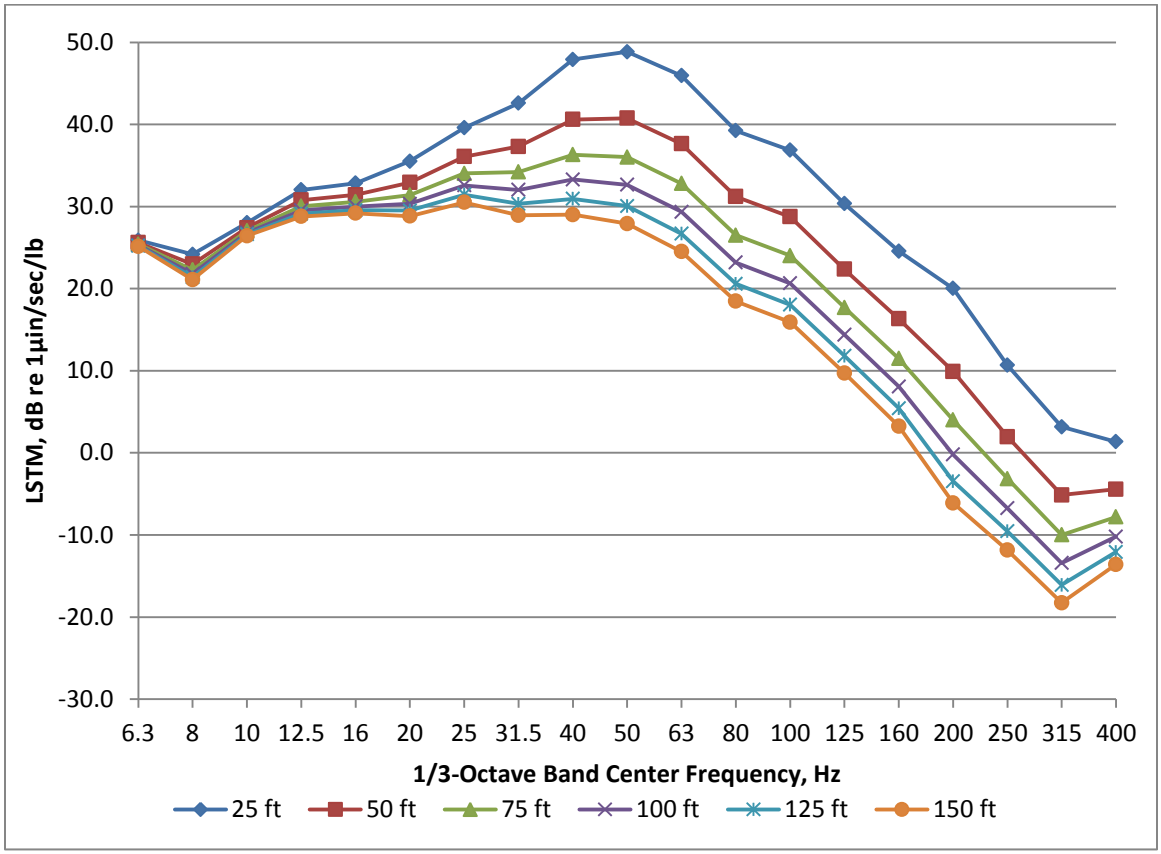

Vibration Site VP-D: 1845 Princeton Street – Alameda Avenue to SR 2 (A/B)

1/3-Octave Band Transfer Mobility Coefficients – Site VP-D

Coefficients	6.3 Hz	8 Hz	10 Hz	12.5 Hz	16 Hz	20 Hz	25 Hz	31.5 Hz	40 Hz	50 Hz	63 Hz	80 Hz	100 Hz	125 Hz	160 Hz	200 Hz
A	52.2	45.2	41.5	40.6	35.6	42.8	57.2	65.5	74.7	65.8	67.2	95.1	111.2	123.2	122.2	94.3
B	-15.7	-14.4	-13.2	-11.7	-8.1	-10.3	-17.1	-20.9	-26.1	-22.3	-24.2	-38.9	-49.1	-59.6	-63.6	-51.7
C	0.0	0.0	0.0	0.0	0.0	0.0	0.0	0.0	0.0	0.0	0.0	0.0	0.0	0.0	0.0	0.0

$$TM = A + B * \log(dist) + C * \log(dist)^2$$

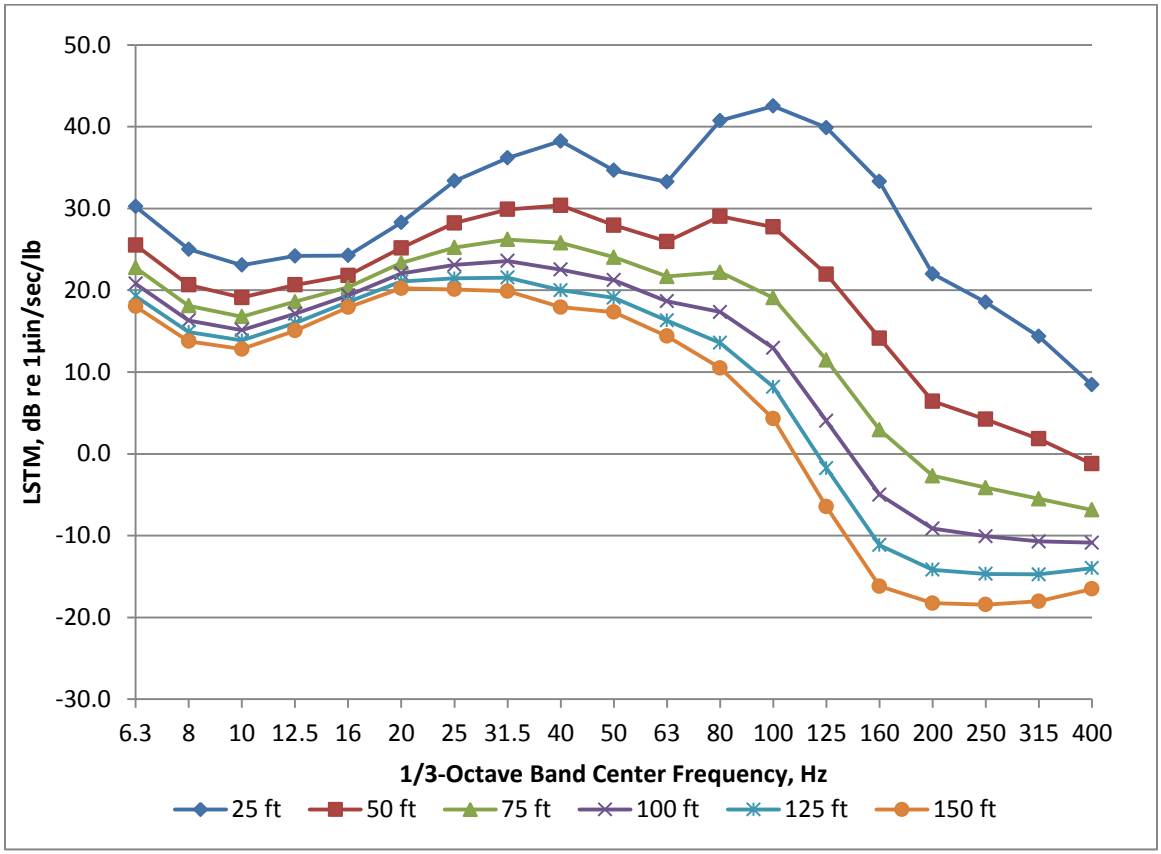

Vibration Site VP-E: Bemis Street and Alger Street– Alameda Avenue to SR 2 (A/B)

1/3-Octave Band Transfer Mobility Coefficients – Site VP-E

Coefficients	6.3 Hz	8 Hz	10 Hz	12.5 Hz	16 Hz	20 Hz	25 Hz	31.5 Hz	40 Hz	50 Hz	63 Hz	80 Hz	100 Hz	125 Hz	160 Hz	200 Hz
A	51.3	38.9	32.8	35.0	36.8	-6.0	91.6	34.9	100.7	46.4	60.5	-14.0	80.2	80.5	91.7	95.3
B	-17.9	-13.4	-9.3	-8.3	-7.3	58.3	-35.4	33.3	-44.8	15.5	-2.3	76.8	-29.9	-31.8	-42.5	-46.4
C	0.0	0.0	0.0	0.0	0.0	-20.6	2.9	-16.7	5.6	-11.2	-6.4	-27.9	0.0	0.0	0.0	0.0

$$TM = A + B * \log(dist) + C * \log(dist)^2$$

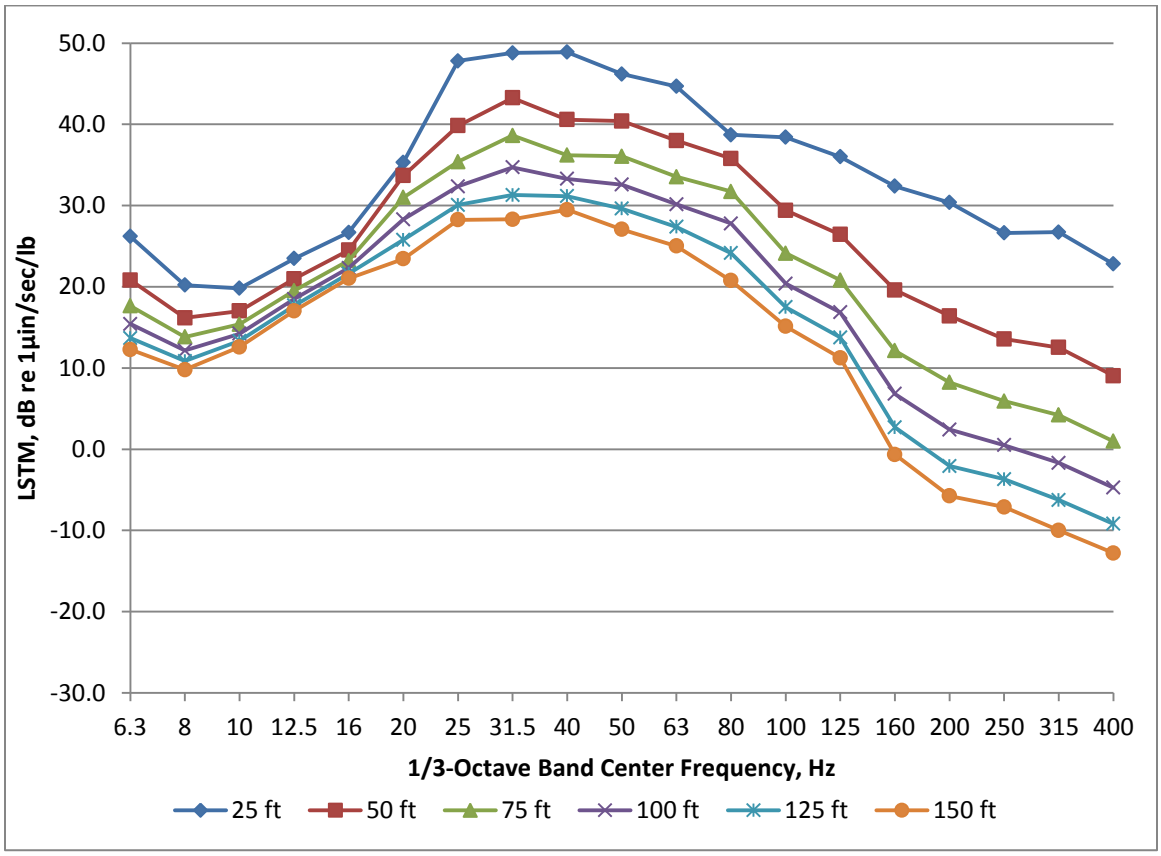

Vibration Site VP-F: Zook Drive and Graynold Avenue – Alameda Avenue to SR 2(A/B)

1/3-Octave Band Transfer Mobility Coefficients – Site VP-F

Coefficients	6.3 Hz	8 Hz	10 Hz	12.5 Hz	16 Hz	20 Hz	25 Hz	31.5 Hz	40 Hz	50 Hz	63 Hz	80 Hz	100 Hz	125 Hz	160 Hz	200 Hz
A	40.2	44.8	40.7	41.7	40.2	48.2	-15.1	-34.1	13.5	-3.1	70.0	5.5	63.2	-44.3	-30.5	22.0
B	-8.9	-13.2	-11.3	-10.5	-9.3	-12.1	69.8	102.0	60.2	77.6	-7.3	65.6	0.7	117.7	89.1	20.6
C	0.0	0.0	0.0	0.0	0.0	0.0	-24.8	-35.6	-26.1	-30.7	-7.6	-29.2	-12.8	-46.2	-37.6	-17.9

$$TM = A + B * \log(dist) + C * \log(dist)^2$$

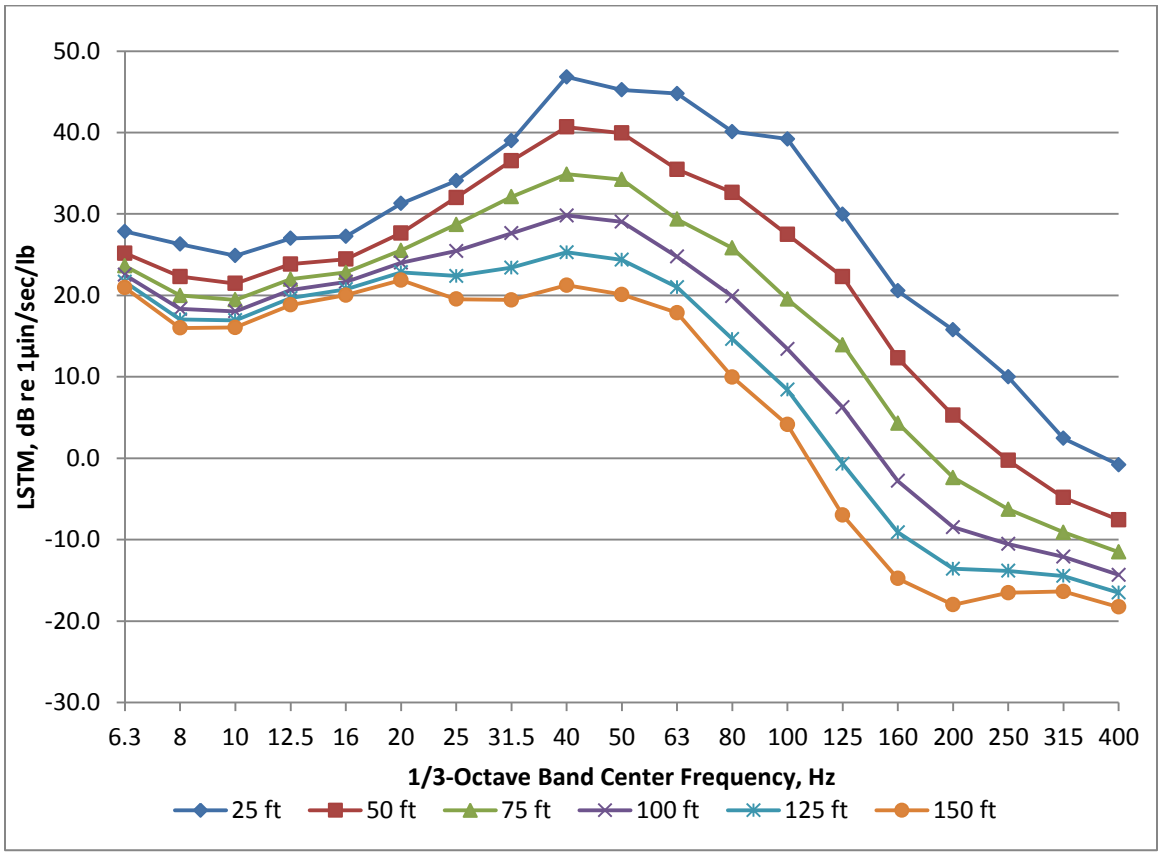

Vibration Site VP-M: Thornton Avenue and N. Brighton Street – At-Grade Burbank Station to Alameda Avenue (E1/SR 2)

1/3-Octave Band Transfer Mobility Coefficients – Site VP-M

Coefficients	6.3 Hz	8 Hz	10 Hz	12.5 Hz	16 Hz	20 Hz	25 Hz	31.5 Hz	40 Hz	50 Hz	63 Hz	80 Hz	100 Hz	125 Hz	160 Hz	200 Hz
A	49.5	46.5	43.6	39.0	36.7	13.6	3.0	1.1	23.0	59.6	67.8	55.9	58.7	57.1	54.2	60.3
B	-10.1	-10.1	-8.3	-5.4	-3.3	33.2	53.1	67.2	46.3	3.1	-18.5	-14.1	-17.8	-19.6	-21.3	-29.4
C	0.0	0.0	0.0	0.0	0.0	-11.5	-18.0	-24.4	-19.5	-8.1	0.0	0.0	0.0	0.0	0.0	0.0

$$TM = A + B * \log(dist) + C * \log(dist)^2$$

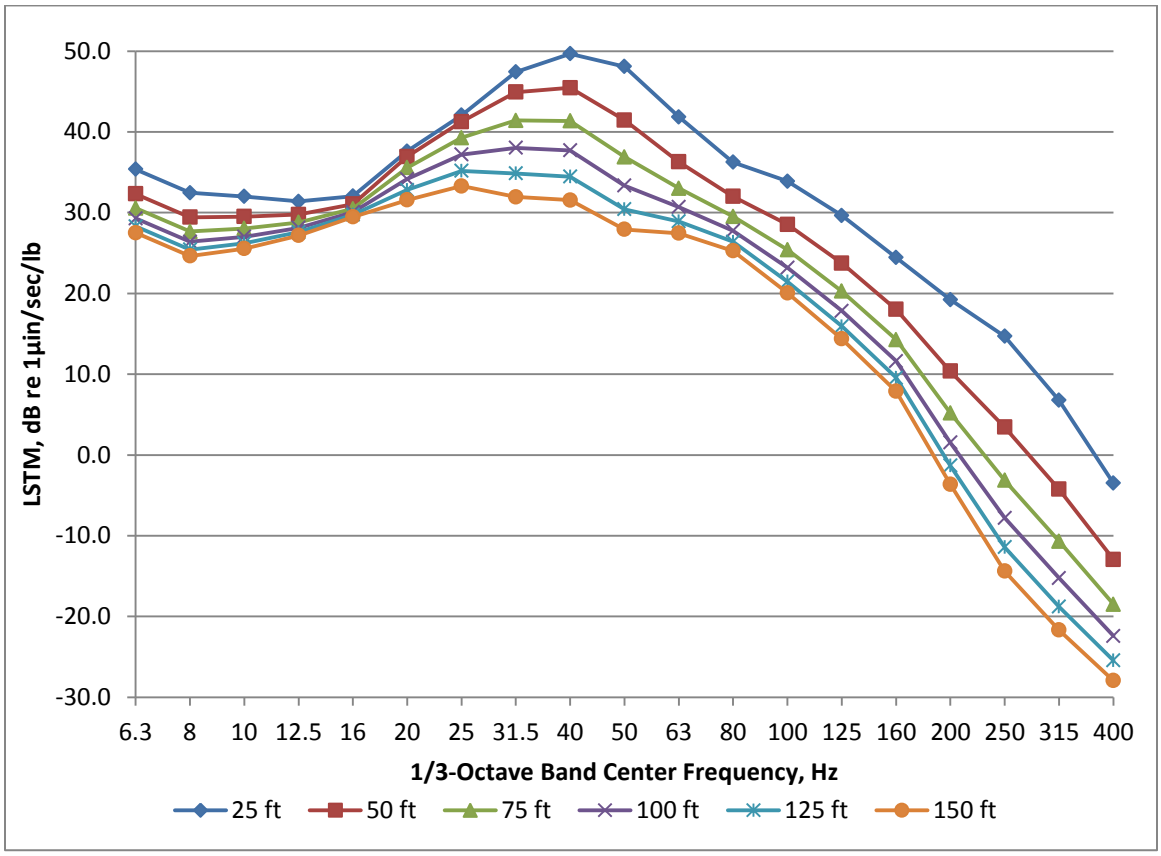

Vibration Site VP-N: Spark Street and Monterey Avenue – Below-Grade Burbank Station to Alameda Avenue (E2)

1/3-Octave Band Transfer Mobility Coefficients – Site VP-N

Coefficients	6.3 Hz	8 Hz	10 Hz	12.5 Hz	16 Hz	20 Hz	25 Hz	31.5 Hz	40 Hz	50 Hz	63 Hz	80 Hz	100 Hz	125 Hz	160 Hz	200 Hz
A	33.6	28.5	29.8	-47.7	-53.0	11.7	5.2	32.9	6.6	24.6	15.8	45.2	42.4	94.0	-85.7	-22.7
B	-6.7	5.4	6.8	107.3	123.6	50.4	69.1	39.2	73.0	50.5	56.6	17.4	20.1	-36.1	179.1	102.3
C	0.0	-3.7	-4.9	-35.6	-40.9	-18.7	-25.7	-17.3	-27.5	-21.3	-22.8	-11.2	-13.5	0.0	-64.9	-43.5

$$TM = A + B * \log(dist) + C * \log(dist)^2$$

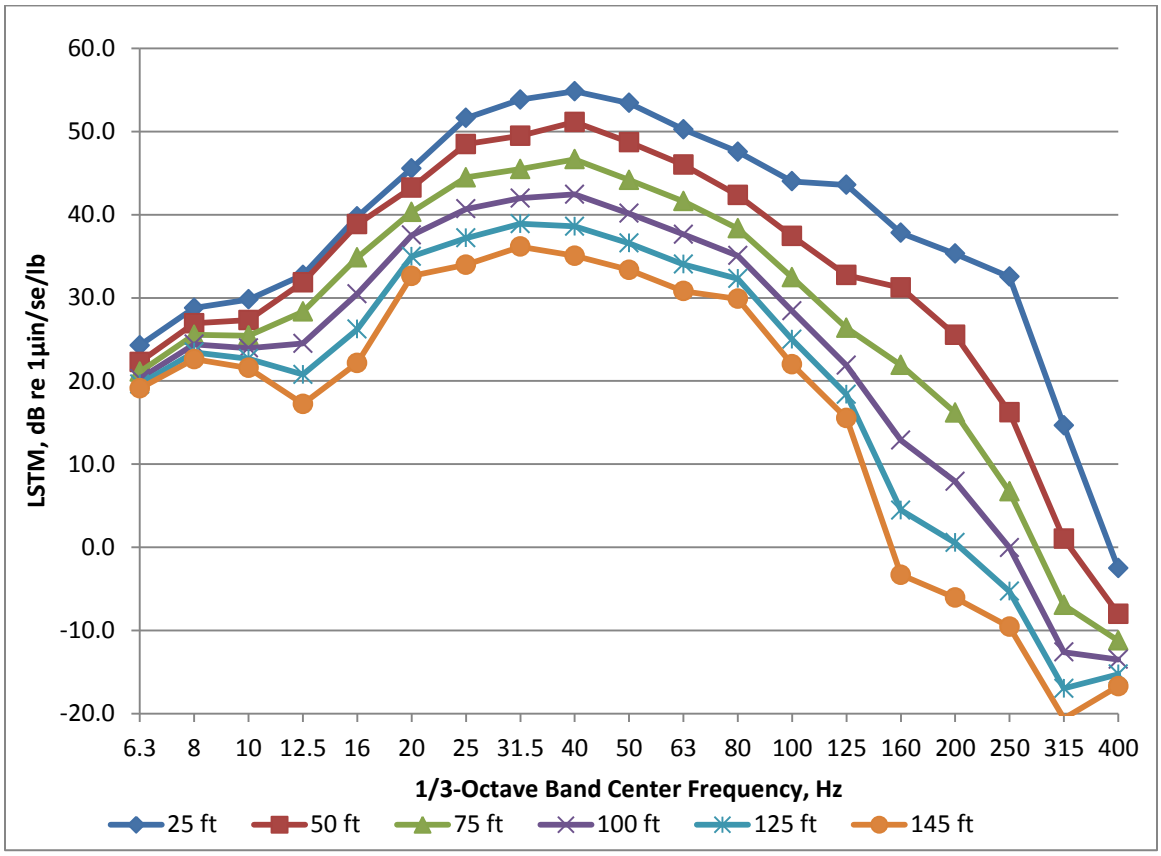

Vibration Site VP-A: Leroy Street and Bolero Lane – SR 2 to LAUS (A/B)

Vibration Site VP-B: Chaucer Street and Via Molina – SR 2 to LAUS (A/B)

Vibration Site VP-C: 3026 Casitas Avenue – Alameda Avenue to SR 2 (A/B)

Vibration Site VP-D: 1845 Princeton Street – Alameda Avenue to SR 2 (A/B)

Vibration Site VP-E: Bemis Street and Alger Street – Alameda Avenue to SR 2 (A/B)

Vibration Site VP-F: Zook Drive and Graynold Avenue – Alameda Avenue to SR 2 (A/B)

Vibration Site VP-M: Thornton Avenue and N. Brighton Street – At-Grade Burbank Station to Alameda Avenue (E1/SR 2)

Vibration Site VP-N: Spark Street and Monterey Avenue – Below-Grade Burbank Station to Alameda Avenue (E2)